




SPONSORED BY PINELLAS COUNTY UTILITIES



Coloring Book

*Illustrated by
Pinellas County Students*



HydroBlast Coloring Book



Hi!

I'm HydroBlaster.

Are you ready to
blast off with me?
We'll have fun
while learning
how to save water!




Guess what?
Boys and girls just like you
drew all the great pictures
in this book! You can draw
your own on page 17.

Inside this book...

Color the
pictures
with
crayons,
colored
pencils,
or markers.



Search for the
**HIDDEN
WATER DROP**
on every
page.
Can you
find all 17?



Pick your
favorite
picture,
and **draw**
a prize
ribbon on
the page.



Look for
my rocket
to find **fun**
activities and
questions
to do.




Find out how
to get a
SPECIAL
GIFT mailed
to you (see
page 18).






Do butterflies and flowers need water to live? Do you?
Color the flowers: Red = 5 petals Yellow = 6 petals Orange = 7 petals




Save water



Do you have
a piggy bank?
Draw some coins
and dollars next
to the pig.

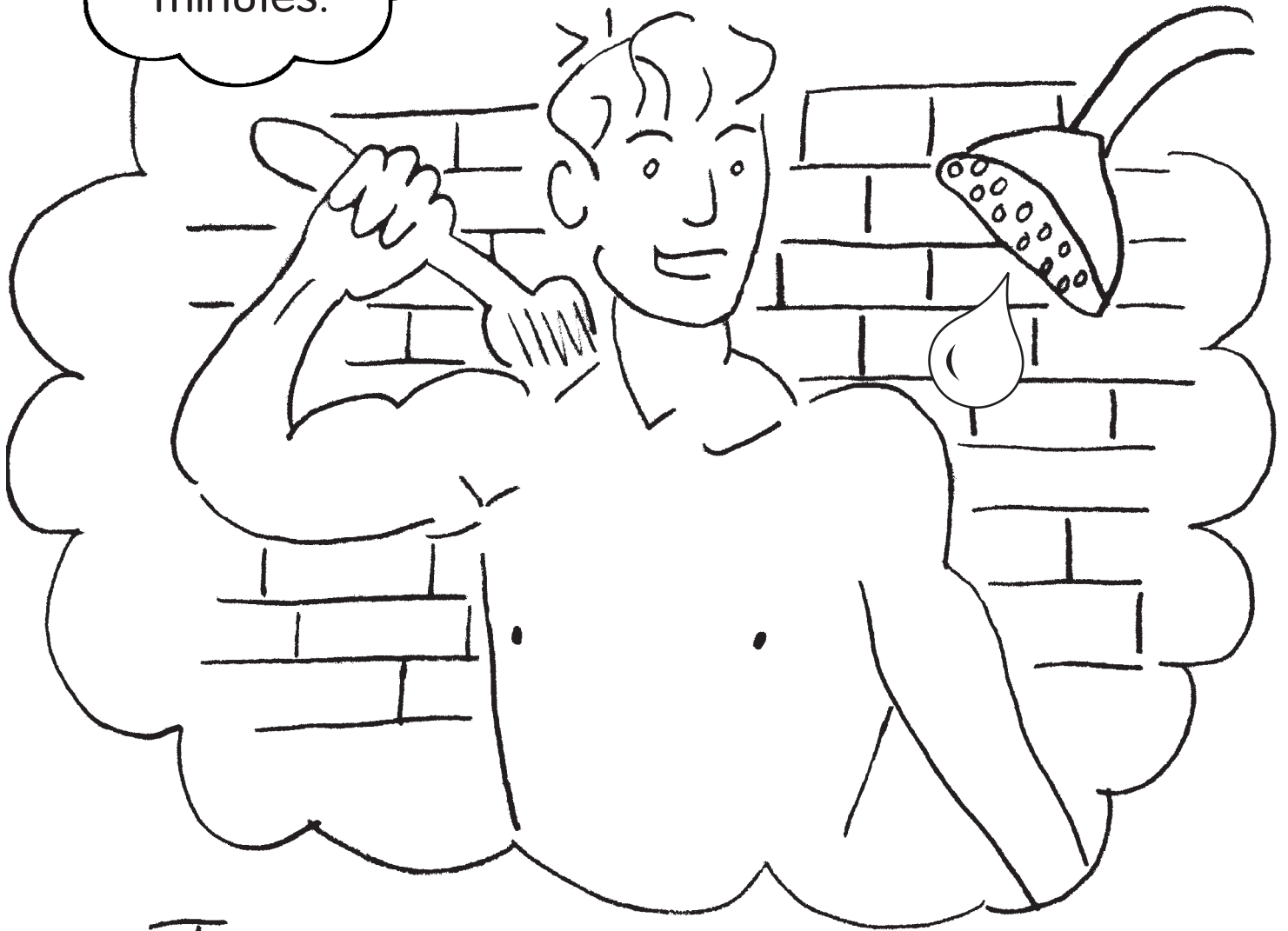
Saving water saves money!



How long are your showers? Write the number in the bubble, then read the upside-down message below.

I shower for

_____ minutes.




Join the Water Conservation Club!
Turn off the water while you scrub.

If your showers are longer than 5 minutes, you are wasting water!


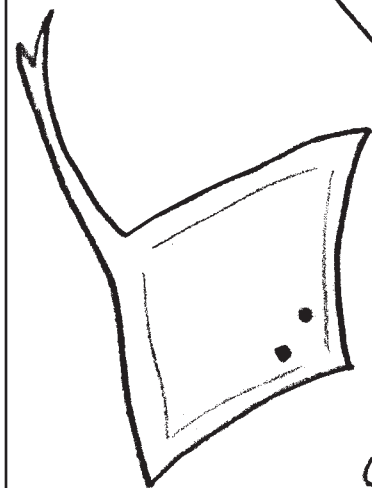

Conserving Water



Makes




What does *conserving* mean?
Count the fish.




Conserving means saving or protecting. Learn 10 ways to conserve (save) water on page 19. There are 15 fish.

Don't Water Plants Every day! Conserve!


Monday



Tuesday



Wednesday



Thursday




Watering too much can hurt your lawn. Color the dragon purple and the grass green.


Turn off the water when you're Brushing
your Teeth!!



Do you save
water by turning
the faucet off
while you brush
your teeth?
Draw the boy's
arm and hand
holding his
toothbrush.



Be A Dear and Conserve our water



Without water,
there would be
no life on earth!
Can you think of
two ways that
deer use water?
What do you use
water for?

Deer use water to drink or swim. People use water to drink, swim, bathe, clean, brush teeth, grow plants, cook, fight fires, and much more!




Why is it better to wash your car on the lawn instead of the driveway? Draw a boy helping to wash the car.



WASH your car
ON THE GRASS!

If you wash your car on the lawn, you are watering the grass at the same time!




Be a "Leak Detective," and tell your family if you see a faucet dripping. Circle every word beginning with **D**.


CONSERVE WATER



She could use a nozzle on her hose so that she could turn the water off and on.




Does this water drop guy
look like Elvis Presley?
Color the audience behind
him in all different colors.




Count the water drops on the flag. Is this the number of stars on an American flag?

I PLEDGE
ALLEGIANCE
TO
SAVE OUR WATER

50 water drops. Yes, this is the number of stars on an American flag.



Circle the running water you see in this picture.
How can you save water in the bathroom?




Turn the water off when you are brushing your teeth or washing your face. Be sure the water is off when you leave the bathroom. Take shorter showers or shallower baths. Tell your family if you see a leak or drip.

TURN OFF THE SPRINKLERS IN THE RAIN!




Running sprinklers in the rain is a huge waste of water!
Draw a picture of you & your family with umbrellas in front of the house.



Design Your Own!

This page is for YOU! Create your own drawing about saving water.



10 Water Saving Tips

Saving water is a blast!

**Share these ideas
with your family!**

- 1 Take shorter showers (5 minutes or less) or shallower baths.
- 2 Turn the water off when you are brushing your teeth or washing your face.
- 3 Don't flush bugs, trash, or chemicals down the toilet.
- 4 Use a hose with a shut-off nozzle to wash vehicles and pets.
- 5 Fix leaks and drips, especially in the kitchen or the bathroom.
- 6 Install water-saving shower heads, faucets, and toilets.
- 7 Use a broom to clean sidewalks or driveways rather than a hose.
- 8 Wash full (not half-empty) loads in the dishwasher and washing machine.
- 9 Water your lawn with well-aimed sprinklers, and use reclaimed water if it's available.
- 10 Encourage your friends and family to use water wisely!