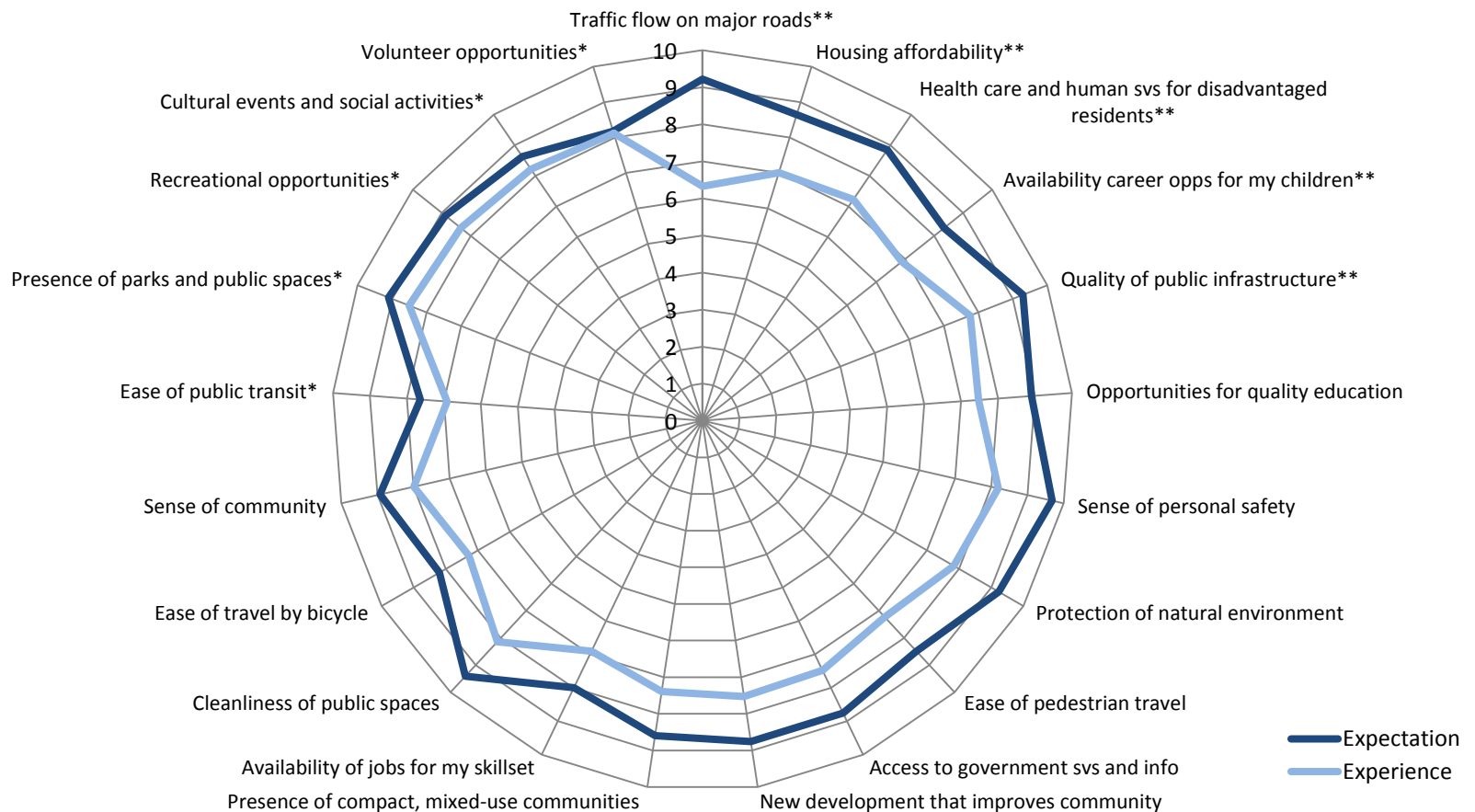


# Community Characteristics: Aggregate

*How important is it to you personally, that your community possesses the following characteristics?  
In your personal experience, are these characteristics true of Pinellas County?*

## Average Community Ratings (10-point scale): Expectation vs. Experience



Top 5 areas of alignment\*

Bottom 5 areas of alignment\*\*

# Community Characteristics: Aggregate

- Community characteristics with strongest perceived alignment: *Volunteer opportunities, Cultural events and social activities, and Recreational opportunities.*
- Community characteristics with weakest perceived alignment: *Availability of career opportunities for my children, Health care and human services for disadvantaged residents, Housing affordability, and Traffic flow on major roads.*

	Expectation				Experience				Ratio			
	2015	2014	2013	2012	2015	2014	2013	2012	2015	2014	2013	2012
Volunteer opportunities	8.18	8.23	7.76	8.26	8.12	<b>8.17</b>	<b>7.79</b>	<b>7.47</b>	0.99	0.99	1.00	0.90
Cultural events and social activities	8.63	8.86	8.09	8.35	<b>8.22</b>	<b>8.23</b>	<b>7.68</b>	<b>7.56</b>	0.95	0.93	0.95	0.91
Recreational opportunities	8.87	9.03	8.59	8.55	<b>8.35</b>	<b>8.40</b>	<b>8.01</b>	<b>7.72</b>	0.94	0.93	0.93	0.90
Presence of parks and public spaces	9.10	-	-	-	<b>8.51</b>	-	-	-	0.93	-	-	-
Ease of public transit	7.64	7.58	7.50	8.24	6.91	7.19	6.65	6.70	0.91	0.95	0.89	0.81
Sense of community	8.93	8.98	8.36	8.52	7.99	7.99	7.39	7.08	0.89	0.89	0.88	0.83
Ease of travel by bicycle	8.20	7.97	7.63	8.11	7.28	7.31	6.75	6.57	0.89	0.92	0.88	0.81
Cleanliness of public spaces	<b>9.41</b>	<b>9.40</b>	<b>9.19</b>	<b>9.02</b>	<b>8.14</b>	<b>8.14</b>	<b>7.76</b>	<b>7.58</b>	0.87	0.87	0.84	0.84
Availability of jobs for my skillset	8.00	8.82	-	-	6.91	7.35	-	-	0.86	0.83	-	-
Presence of compact, mixed-use communities	8.59	8.79	-	-	7.39	7.78	-	-	0.86	0.89	-	-
New development that improves the community	8.76	8.62	-	-	7.53	7.68	-	-	0.86	0.89	-	-
Access to government services and information	8.75	-	-	-	7.48	-	-	-	0.85	-	-	-
Ease of pedestrian travel	8.49	8.14	7.98	8.32	7.23	7.34	6.79	6.59	0.85	0.90	0.85	0.79
Protection of natural environment	<b>9.24</b>	<b>9.28</b>	<b>8.95</b>	8.74	7.84	8.11	7.53	7.39	0.85	0.87	0.84	0.85
Sense of personal safety	<b>9.68</b>	<b>9.51</b>	<b>9.39</b>	<b>9.23</b>	<b>8.19</b>	<b>8.22</b>	<b>7.67</b>	<b>7.45</b>	0.85	0.86	0.82	0.81
Opportunities for quality education	8.91	9.16	<b>9.04</b>	<b>9.09</b>	7.47	7.74	7.29	6.90	0.84	0.85	0.81	0.76
Quality of public infrastructure	<b>9.30</b>	<b>9.23</b>	<b>8.98</b>	<b>8.85</b>	7.76	7.98	7.41	7.34	0.83	0.86	0.83	0.83
Availability of career opportunities for my children	8.35	9.07	-	-	6.89	7.47	-	-	0.82	0.82	-	-
Health care and human svcs for disadvantaged residents	8.85	8.56	8.67	-	7.23	7.53	7.10	-	0.82	0.88	0.82	-
Housing affordability	8.65	8.52	8.54	8.62	7.00	7.35	7.00	6.60	0.81	0.86	0.82	0.77
Traffic flow on major roads	<b>9.22</b>	<b>9.17</b>	<b>8.95</b>	<b>8.88</b>	6.33	6.66	6.26	6.17	0.69	0.73	0.70	0.69

Strongest alignment

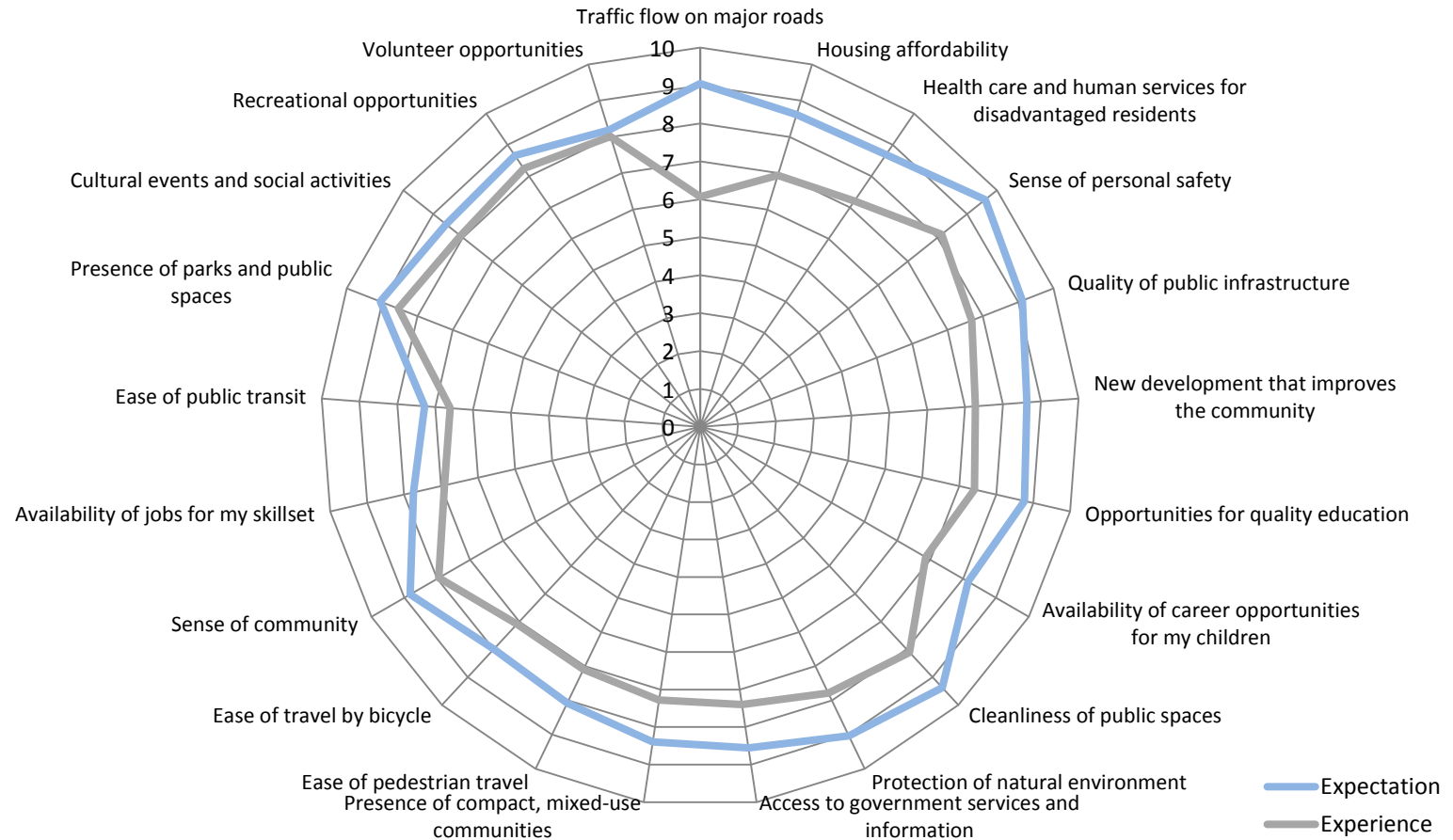
Weakest alignment

Note: Bold reflects top 5 characteristics for average expectation and experience ratings. Blue represents best perceived alignment and grey represents community characteristics for weakest alignment.

# Community Characteristics: North

*How important is it to you personally, that your community possesses the following characteristics?  
In your personal experience, are these characteristics true of Pinellas County?*

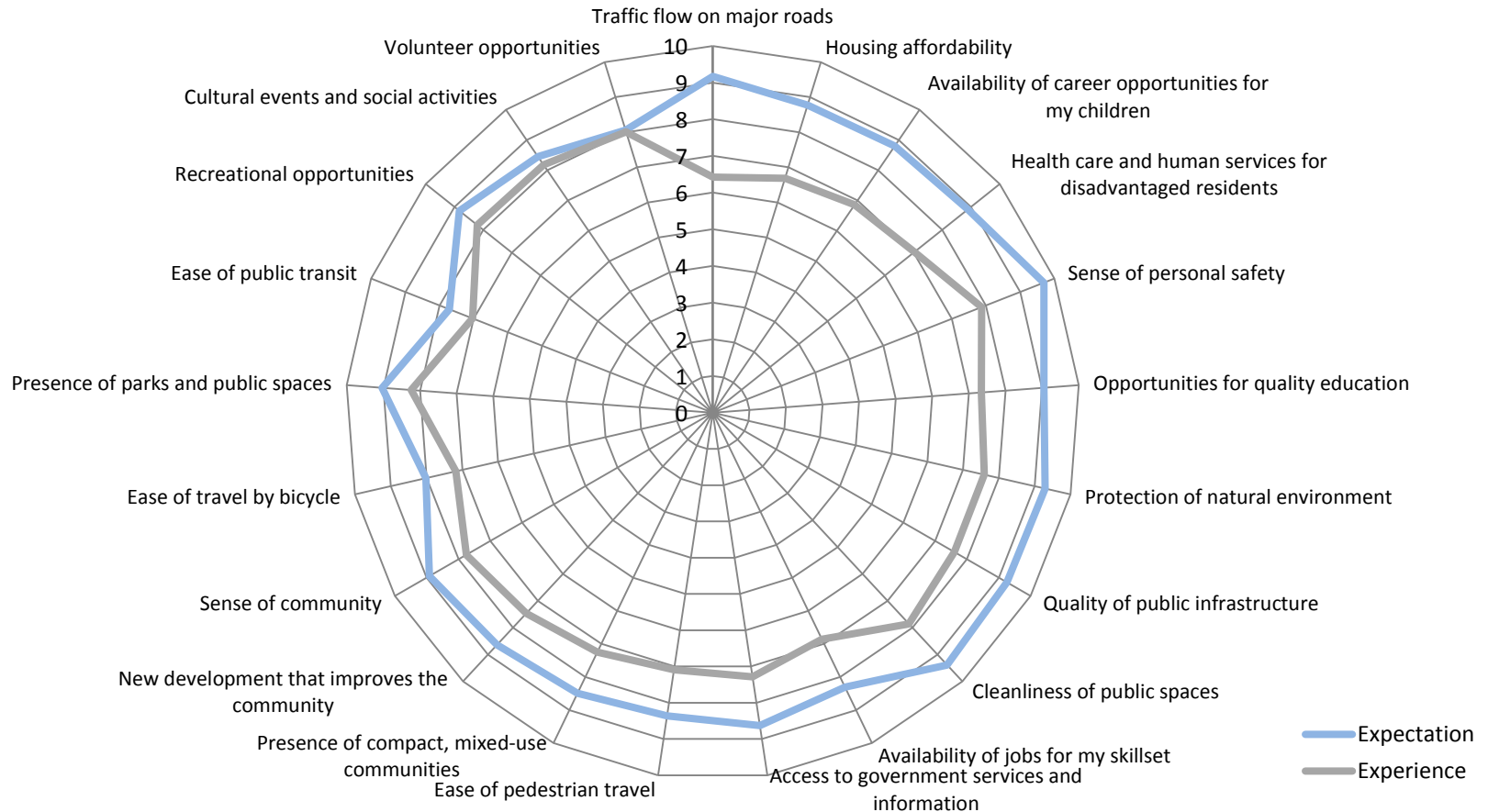
## North Resident Community Ratings (10-point scale): Expectation vs. Experience



# Community Characteristics: South

*How important is it to you personally, that your community possesses the following characteristics?  
In your personal experience, are these characteristics true of Pinellas County?*

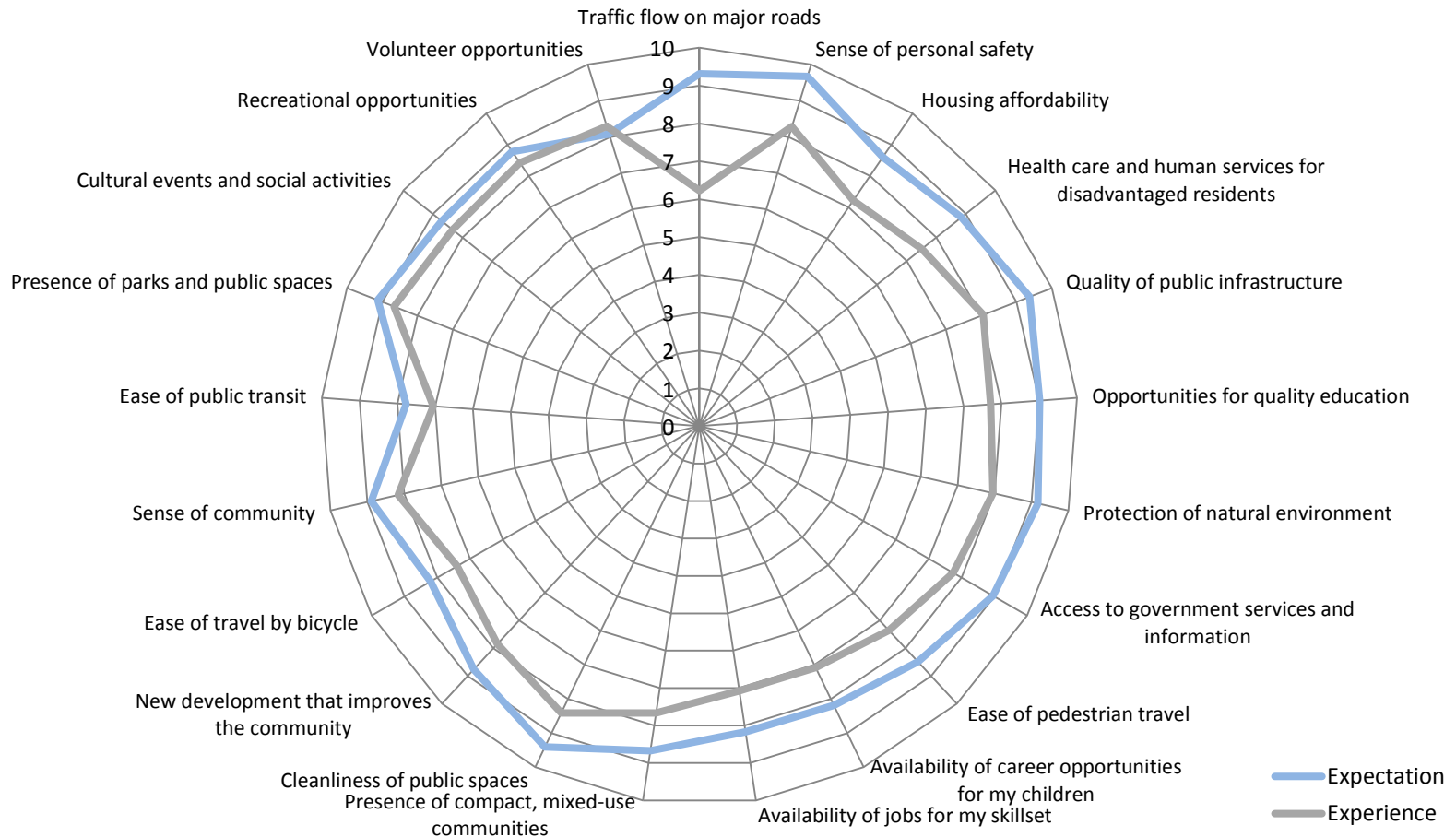
## South Resident Community Ratings (10-point scale): Expectation vs. Experience



# Community Characteristics: Mid-County

*How important is it to you personally, that your community possesses the following characteristics?  
In your personal experience, are these characteristics true of Pinellas County?*

## Mid-County Resident Community Ratings (10-point scale): Expectation vs. Experience



# Community Characteristics: Beach

*How important is it to you personally, that your community possesses the following characteristics?  
In your personal experience, are these characteristics true of Pinellas County?*

## Beach Resident Community Ratings (10-point scale): Expectation vs. Experience

