

# Transportation Improvement Program (TIP)

Fiscal Years 2016/17 through 2020/21

Pinellas County Metropolitan Planning Organization (MPO)

Adopted June 08, 2016





**FORWARD PINELLAS SERVES AS THE METROPOLITAN PLANNING ORGANIZATION AND  
PLANNING COUNCIL FOR PINELLAS COUNTY**

## **TRANSPORTATION IMPROVEMENT PROGRAM**

**FISCAL YEARS  
2016/17 - 2020/21**

**Adopted June 08, 2016**

***Pinellas County  
Metropolitan Planning Organization  
310 Court Street  
Clearwater, FL 33756  
Phone: (727) 464-8250  
Fax: (727) 464-8212***

**MPO Web Site: <http://www.pinellascounty.org/mpo>**

This project has been developed in compliance with Title VI of the Civil Rights Act of 1964 and other federal and state nondiscrimination authorities. Neither FDOT nor this project will deny the benefits of, exclude from participation in, or subject anyone to discrimination the basis of race, color, national origin, age, sex, disability, or family status.

Funding for this report may have been financed in part through grant[s] from the Federal Highway Administration and Federal Transit Administration, U.S. Department of Transportation, under the State Planning and Research Program, Section 505 [or Metropolitan Planning Program, Section 104(f)] of Title 23, U.S. Code. The contents of this report do not necessarily reflect the official views or policy of the U.S. Department of Transportation.

## **INTEGRATING LAND USE & TRANSPORTATION**

**PINELLAS COUNTY**  
**METROPOLITAN PLANNING ORGANIZATION**

Councilmember Jim Kennedy  
**Chairman**

Commissioner John Morroni  
**Vice Chairman**

Commissioner Joanne “Cookie” Kennedy  
**Secretary**

Councilmember Doreen Caudell  
**Treasurer**

Mayor Sandra Bradbury  
Commissioner Tom Shelly  
Commissioner Julie Ward Bujalski  
Commissioner Michael Smith  
Councilmember Darden Rice

Commissioner Dave Eggers  
Commissioner John Tornga  
Commissioner Karen Seel  
Commissioner Cliff Merz

Whit Blanton  
**Forward Pinellas Executive Director**

Paul Steinman  
**FDOT District Seven Secretary (Non-voting Advisor)**





**PINELLAS COUNTY METROPOLITAN PLANNING ORGANIZATION  
TRANSPORTATION IMPROVEMENT PROGRAM  
Fiscal Year 2016/17 – 2020/21**

**TABLE OF CONTENTS**

|   |      |   |      |
|---|------|---|------|
| <b>TABLE OF CONTENTS</b> .....  | i    | Federally Obligated Transit Projects.....                         | 5-2  |
| <b>ENDORSEMENT</b> .....  | ii   | FDOT Federally Obligated Projects.....                            | 5-4  |
| <b>CERTIFICATION STATEMENT</b> .....                                      | iii  | <b>SECTION 6: TRANSPORTATION DISADVANTAGED<br/>PROGRAM</b> .....  | 6-1  |
| <b>ACRONYMS AND DEFINITIONS</b> .....                                     | iv   | <b>SECTION 7: PUBLIC TRANSPORTATION<br/>WORK PROGRAM</b>          |      |
| <b>INTRODUCTION</b> .....   | ix   | Introduction.....   | 7-1  |
| <b>SECTION 1: EXECUTIVE SUMMARY</b> .....                                 | 1-1  | Albert Whitted Airport.....                                       | 7-2  |
| <b>SECTION 2: PROJECT PRIORITY LISTS</b>                                  |      | Clearwater Airpark.....   | 7-3  |
| Tampa Bay Transportation Management Area (TMA)                            |      | Port of St. Petersburg.....                                       | 7-4  |
| Transportation Alternatives Program.....                                  | 2-1  | St. Pete Clearwater International Airport.....                    | 7-5  |
| Local Transportation Alternatives Program.....                            | 2-3  | Pinellas Suncoast Transit Authority (PSTA).....                   | 7-6  |
| Surface Transportation Program.....                                       | 2-11 | Pasco County Transit.....   | 7-8  |
| Congestion Management Process.....  | 2-15 | FTA Section 5310 Program.....                                     | 7-9  |
| TMA Leadership Group Regional Priorities.....                             | 2-18 | Tampa Bay Area Regional Transportation Authority<br>(TBARTA)..... | 7-10 |
| <b>SECTION 3: FDOT FIVE-YEAR WORK PROGRAM</b>                             |      | <b>SECTION 8: PINELLAS COUNTY WORK PROGRAM</b>                    |      |
| Pinellas County Five-Year Work Program Maps and<br>Project Summary Tables |      | Pinellas County Work Program Maps and Project Summary<br>Tables   |      |
| Pinellas County Five-Year Work Program.....                               | 3-1  | Pinellas County Work Program.....                                 | 8-1  |
| <b>SECTION 4: PINELLAS COUNTY FINANCIAL<br/>PLAN</b> .....                | 4-1  | <b>SECTION 9: MUNICIPAL WORK PROGRAMS</b>                         |      |
| <b>SECTION 5: OBLIGATED FEDERALLY FUNDED<br/>PROJECTS</b>                 |      | Municipal Work Program Map  |      |
| Introduction.....   | 5-1  | Municipal Work Programs.....                                      | 9-1  |
|   |      | <b>Appendix</b>   |      |
|   |      | Index of Abbreviations.....                                       | A1   |



**PINELLAS COUNTY METROPOLITAN PLANNING ORGANIZATION**  
**TRANSPORTATION IMPROVEMENT PROGRAM**  
**FISCAL YEARS 2016/2017 THROUGH 2020/2021**  
**ENDORSEMENT**


This document was prepared by Forward Pinellas, in its role as the Pinellas County Metropolitan Planning Organization (MPO), in cooperation with the Florida Department of Transportation (FDOT), the Pinellas Suncoast Transit Authority (PSTA), local airports, the Port of St. Petersburg and the twenty-five local governments of Pinellas County.

Preparation of this document was financed in part by the United States Department of Transportation under the Moving Ahead for Progress in the 21<sup>st</sup> Century (MAP-21) Act of 2012.

Forward Pinellas, at its regular meeting of June 08, 2016 endorsed the FY 2016/2017 through FY 2020/2021 Transportation Improvement Program (TIP), including supporting documentation as contained on the pages which follow. This TIP represents information from the FDOT State Work Program covering Fiscal Years FY 2016/2017 through FY 2020/2021 together with existing work programs from local governments, and transportation providers within Pinellas County.

Further, it is hereby certified that the planning process of the Pinellas Area Transportation Study is being carried out in conformance with requirements listed under the following provisions: 23 CFR 450.332(b); 23 U.S.C 134; and F.S. 339.175.

This certification determination is being made on the basis of an in-depth review, utilizing a checklist provided by FDOT and covering all aspects of the transportation planning process in this urbanized area.


  
\_\_\_\_\_  
Jim Kennedy  
Pinellas County  
Metropolitan Planning Organization

## **CERTIFICATION STATEMENT**

Forward Pinellas, in its role as the Pinellas County Metropolitan Planning Organization (MPO), at its regular meeting of June 08, 2016, endorsed its FY 2016/2017 through FY 2020/2021 Pinellas Area Transportation Study Transportation Improvement Program (TIP), including the Annual Element and supporting documentation, as contained on the pages within this document. This document now represents the FY 2016/2017 through FY 2020/2021 adopted Transportation Improvement Program.

Further, it is certified that the planning process of the Pinellas Area Transportation Study is being carried on in conformance with the provisions of 23 CFR 450.334 (b).

This certification determination is being made on the basis of an in-depth review, utilizing a checklist provided by FDOT and covering all aspects of the transportation planning process in this urbanized area.



Jim Kennedy  
Pinellas County  
Metropolitan Planning Organization

## **ACRONYMS & DEFINITIONS**

### **ATMS – Advanced Traffic Management System**

ATMS is the application of technology to manage traffic more efficiently and safely. ATMS applications improve traffic flow through signal coordination, improved maintenance of traffic signals, and improved incident management. ATMS is a component of Intelligent Transportation Systems (ITS).

### **BPAC – Bicycle Pedestrian Advisory Committee**

The BPAC is an advisory committee that advises the MPO in the process of planning and developing bicycle and pedestrian facilities and promoting bicycling and walking in Pinellas County. The BPAC is comprised of representatives of various government agencies, law enforcement officials and private citizens. Members are appointed by the MPO and represent the county's municipalities as well as the county as a whole.

### **CAC – Citizens Advisory Committee**

The CAC is an advisory committee that assists the MPO by providing input to the transportation planning process that reflects citizens' views and interests. The CAC members, who represent the county's municipalities and the county as a whole, are appointed by the MPO.

### **CMAQ – Congestion Mitigation and Air Quality Program**

The CMAQ Program provides a flexible funding source for State and local governments to support transportation projects and programs that help improve air quality and

reduce traffic congestion. This funding is intended for "non-attainment" and "maintenance" areas to comply with the State Implementation Plan (SIP) and National Ambient Air Quality Standards (NAAQS).

### **CMP – Congestion Management Process**

The CMP is a systematic approach emphasizing effective management of existing transportation facilities through the use of small-scale physical and operational improvements on congested facilities and facilities with high crash rates where major capacity improvements are not an option due to physical or policy constraints.

### **FAC – Florida Administrative Code**

The FAC is a compilation of the rules and regulations of state agencies that have been filed with the Department of State pursuant to the provisions of Chapter 120, Florida Statutes.

### **FDOT – Florida Department of Transportation**

Formed in 1969, FDOT is a decentralized agency responsible for the development, maintenance, and regulation of public transportation systems and facilities in the state of Florida. The mission of FDOT is to provide a safe transportation system that ensures the mobility of people and goods and enhances the prosperity of local economies, environments and communities.

### **FHWA – Federal Highway Administration**

The FHWA is an agency that develops regulations, policies and guidelines to ensure that the nation's highway system provides safe, reliable and effective



transportation. The FHWA also allocates funding for capital projects and urban planning activities.

### **FTA – Federal Transit Administration**

The FTA is a federal agency that develops policy on public transit issues and allocates capital and operating funds for public transit projects and urban planning activities.

### **ITS – Intelligent Transportation Systems**

Intelligent transportation systems encompass a broad range of advanced technology applications for managing transportation facilities and services. These include electronic message signs on roadways, electronic fare payment on buses, closed circuit cameras used to monitor traffic conditions and synchronization of traffic signals.

### **LCB – Local Coordinating Board**

The LCB was formed by the MPO, pursuant to Rule 41-2, F.A.C., as the policy and oversight board for the MPO Transportation Disadvantaged Program. It consists of 15 members representing private and non-profit transportation providers, PSTA, social service agencies and private citizens.

### **LOS – Level of Service**

A quantitative measure of roadway performance expressed in letter grades ranging from A through F, with A roads operating under optimum free-flow conditions and F roads operating under the most deficient

conditions characterized by forced-flow traffic with considerable delays.

### **LRTP – Long Range Transportation Plan**

A long-range (20-25 year) strategy and capital improvement program developed to guide decision making regarding the investment of public funds in transportation facilities for all principal modes of transportation, including automobile, bicycle, air, rail, transit buses, surface freight, and pedestrian travel.

### **MAP-21 – Moving Ahead for Progress in the 21<sup>st</sup> Century Act**

MAP-21 is the 2012 federal surface transportation legislation (Public Law 112-141) that authorized federal-aid highway and transit programs. MAP-21 sets forth funding and associated requirements for the MPOs and transportation improvement projects. The Act took effect on October 1, 2012, replacing the 2005 federal surface transportation legislation known as the Safe Accountable Flexible Efficient Transportation Equity Act – A Legacy for Users.

### **MPO – Metropolitan Planning Organization**

The MPO is an agency created under federal and state law to provide a forum for cooperative decision-making in regard to regional transportation issues. Membership includes elected and appointed officials representing local jurisdictions and transportation agencies. The PPC and MPO boards were consolidated into a single countywide board in 2014.

**NAAQS – National Ambient Air Quality Standards**

The NAAQS establish federal standards for six principal pollutants considered harmful to public health and the environment.

**PPC – Pinellas Planning Council**

The PPC provides a forum for representatives of Pinellas County's 24 cities and towns, the unincorporated county, and the Pinellas County School Board to address countywide land use issues. The thirteen members (some representing groups of communities) provide policy advice and recommendations to the Board of County Commissioners, who are authorized by the county charter to act as the Countywide Planning Authority (CPA). The PPC and MPO boards were consolidated into a single countywide board in 2014.

**PSTA – Pinellas Suncoast Transit Authority**

The PSTA is the primary provider of public transportation services in Pinellas County.

**PTSTF – Pinellas Trail Security Task Force**

The PTSTF is an advisory committee formed by the MPO composed of law enforcement officials and county staff. This Task Force monitors and addresses issues related to safety on the Pinellas Trail.

**Regional Transportation Analysis (RTA) Traffic Demand Model**

The RTA is a state sponsored modeling program used to forecast traffic volumes and to simulate future travel

conditions for personal and commercial vehicles and public transit in FDOT District 7.

**SIS – Strategic Intermodal System**

The SIS is an intermodal network of transportation facilities that seamlessly flow from one mode to the next with the goal of providing the highest degree of mobility for people and goods traveling through the State. It includes the State's largest and most significant commercial service airports, spaceport, deepwater seaports, freight rail terminals, rail corridors, waterways and highways. The Florida Department of Transportation (FDOT) is the agency responsible for the designation, implementation, and management of the Strategic Intermodal System (SIS).

**STP – Surface Transportation Program**

The STP is one of the key funding programs under MAP-21 that provides funds for capital projects that may include pedestrian and bicycle as well as road improvements. STP funds received through the Pinellas County MPO have been used to fund major road projects as well as congestion management operations and safety projects on State Highway System roads identified through the Congestion Management Process.

**SRTS – Safe Routes to School Program**

The SRTS Program helps communities address school transportation needs while encouraging more students to walk or bicycle to school. The SRTS Program provides funding for projects such as sidewalks, shared-use paths,

flashing beacons and median refuge islands. SRTS guidelines require that proposed projects meet an identified need that is preventing children from walking or biking safely to and from school. The SRTS Program became part of the Transportation Alternatives (TA) Program under MAP-21 in October 2012.

#### **STSC – School Transportation Safety Committee**

The STSC is an advisory committee formed by the MPO and composed of local elected officials and school board members. This committee addresses school related transportation access and safety issues and improvement of communication and coordination between transportation agencies and the Pinellas County School Board.

#### **TRAC – Transit Riders Advisory Committee**

The TRAC is an advisory committee of the PSTA. It is comprised of passengers and interested citizens that provide ongoing input to PSTA staff and the PSTA Board relating to the quantity and quality of fixed route and paratransit services, service enhancement priorities and proposed service and fare modifications.

#### **TAP – Transportation Alternatives Program**

The Transportation Alternatives Program provides funding for programs and projects defined as transportation alternatives, including pedestrian and bicycle facilities, infrastructure projects for improving non-driver access to public transportation and enhanced mobility. Under MAP-21, the Transportation Enhancements (TE) Program was replaced by the TAP.

The Recreational Trails and Safe Routes to Schools programs were also placed under the TAP under MAP-21.

#### **TCC – Technical Coordinating Committee**

The TCC is an advisory committee that provides input on plans and programs of the MPO. It is comprised primarily of planners and engineers from local agencies and governments.

#### **TDP – Transit Development Plan**

The TDP is PSTA's ten-year planning, development and operational guidance document used in creating the mass transit element for the MPO's Transportation Improvement Program and the FDOT's Five-Year Work Program. It is consistent with applicable approved local government comprehensive plans and the MPO's long range plan.

#### **TMA – Transportation Management Area**

Urbanized areas with populations of over 200,000 are designated as TMAs. This subjects it to planning requirements under MAP-21. The Tampa Bay TMA encompasses a population of approximately 2,441,770 people and includes portions of Hillsborough and Pasco counties and nearly all of Pinellas County. Transportation plans and programs within a TMA must be based on a continuing and comprehensive planning process carried out by the MPO in cooperation with the state and the local transit operator. It must include a congestion management process and be certified by FHWA and FTA.



**TMA Leadership Group**

The TMA Leadership Group is advisory to the MPOs in the Tampa Bay TMA and consists of nine voting members who are elected officials from Hillsborough, Pasco and Pinellas MPOs as well as non-voting technical advisors from the Florida Department of Transportation, District 7, and the Tampa Bay Area Regional Transportation Authority (TBARTA). It is responsible for coordinating planning activities and addressing issues affecting Hillsborough, Pasco and Pinellas County. The principal roles of the Leadership Group are to foster a consensus on regional transportation priorities and represent the TMA with a unified voice in discussions with state and federal agencies on transportation and funding matters.

**TMMAC – Transportation Mobility Management Advisory Committee**

The TMMAC is an advisory committee formed by the MPO including technical representatives from various governmental agencies, law enforcement personnel, elected officials, and private citizens. The TMMAC assists in the coordinating of planning and deployment of the ITS Program.

## **Introduction**

The Transportation Improvement Program (TIP) is developed by Forward Pinellas in its role as the Pinellas County Metropolitan Planning Organization (hereinafter referred to as the MPO) and updated annually as part of the Pinellas Area Transportation Study Certification Process.

### **Who is “Forward Pinellas”?**

[Forward Pinellas](#) now serves as the MPO and Pinellas Planning Council (PPC) for Pinellas County. In 2014, a special act of the Florida Legislature unified the PPC (responsible for countywide land use planning) and the MPO (responsible for countywide transportation planning) to provide countywide leadership and coordinated land use and transportation planning.

### **Why Coordinate Land Use and Transportation Planning?**

Land use and transportation have traditionally been treated as separate planning fields, but land use decisions affect the transportation system and can increase options for people to access opportunities, goods, services, and other resources to improve the quality of their lives. In turn, transportation decisions affect land use development demand, choices, and patterns. Transportation and land use decisions create

the framework within which communities grow, influencing development, economic prosperity, environmental quality, and social equity.

### **The Forward Pinellas Mission Statement**

The mission of Forward Pinellas is to provide leadership to align resources and plans that help achieve a compelling vision for Pinellas County, individual communities and the region by:

- Creating integrated land use and transportation plans that provide viable mobility options and sustainable development patterns;
- Engaging the public in the development of transportation and land use plans;
- Forging effective partnerships among public agencies, citizens and the business community;
- Defining cost-effective strategies to meet the transportation and land use goals of Pinellas County; and
- Setting priorities for sound public investment in transportation improvements.

Forward Pinellas will collaborate with public and private sector partners to strengthen access to economic opportunity, foster resilient, livable communities, and improve safety within Pinellas County and the Tampa Bay region. Forward Pinellas is committed to an

organizational culture of professional public service, [high ethical standards](#), creative problem-solving, continuous learning, leadership development, and working as effective team players to continuously seek to align goals and actions across jurisdictions.

It's important for Forward Pinellas to bring together not only land use and transportation but also community partners to align resources and plans in order to create a cohesive, compelling vision and complementary strategies for Pinellas County, its communities and the region.

### **What is the Transportation Improvement Program?**

The TIP contains project descriptions of transportation improvements of local governments, the Florida Department of Transportation (FDOT), the Pinellas Suncoast Transit Authority (PSTA), the Tampa Bay Area Regional Transportation Authority (TBARTA), the local airports and the Port of St. Petersburg. The TIP also lists the project descriptions recommended through the MPO's Congestion Management Process and Long Range Transportation Plan (LRTP). It is developed through a continuing, comprehensive and coordinated effort involving the FDOT, local jurisdictions, PSTA, and the MPO. The FDOT Five-Year Work Program is the primary source for the Interstate, State Highway System, Public Transportation and Transportation Disadvantaged Program portions of the TIP. Input on the data assembled for the TIP is provided through the MPO's

advisory committees, whose members include private citizens and representatives of local governments and other public agencies.

Preparation and maintenance of the TIP is one of several prerequisites for continued receipt of federal assistance for transportation improvements. The contents of this TIP were developed consistent with requirements from both state and federal laws. In accordance with requirements published in the Federal Register, (regarding application of 23 CFR 450), all projects to be funded under Title 23, U.S.C. must be included within the TIP.

On December 4, 2015, President Obama signed into law the Fixing America's Surface Transportation Act, or "FAST Act". Overall, the FAST Act largely builds on many of the transportation programs and policies that existed under the Moving Ahead for Progress in the 21<sup>st</sup> Century (MAP-21) Act of 2012 and the Safe Accountable Flexible and Efficient Transportation Equity Act – A Legacy for Users (SAFETEA-LU) of 2005. The FAST Act is focused on a performance and outcome-based planning process. Projects advanced into the TIP must show progress toward achieving a desired set of outcomes that further the goals of the Long Range Transportation Plan (LRTP) as well as Pinellas County's Countywide Plan. Additional information about the [FAST Act](#) and [MAP-21](#) affects the TIP is available online.



## **Work Program Table Format**

Beginning with the fiscal year (FY) 2012/13-2016/17 TIP, the Florida Department of Transportation (FDOT) made modifications to the format and content of the FDOT Work Program located in section three of this document. The main purpose of these modifications was to increase transparency by showing an estimate of total project cost for all phases of transportation projects as required under 23 C.F.R. 450.324(e).

In order to show the total project cost, three columns were added to the FDOT Work Program. These included “< 2017” which shows prior year costs; “>2021”, which identifies the estimated costs beyond the five year schedule; and “All Years”, which reflects those of current, prior and subsequent year TIPs. Subsequent year costs apply only to Strategic Intermodal System (SIS) projects.”

## **Additional Project Cost Information**

The normal project production sequence is to have a Project Development and Environment (PD&E) phase, a Design (PE) phase, a Right of Way (ROW) phase and a Construction (CST) phase. Some projects may not have a ROW phase if land is not needed to complete the project.

In addition to the current five-year schedule, the TIP identifies costs expended in prior years as well as anticipated costs beyond the five-year schedule (see

page xii). If there is no CST phase identified, then the project description will probably not reflect the total cost. For some projects, such as resurfacing, safety or operational projects, there may not be a total cost provided but rather additional details on that program. All project descriptions include an SIS or non-SIS identifier as shown on Page xi.

Costs associated with the project beyond the Work Program schedule are identified in the Long Range Transportation Plan (LRTP). The project descriptions in the TIP include a web link to the LRTP (see page xii). This link identifies objectives and/or policies that support the project as well as maps and tables where the project is referenced. The website containing links to the 2040 LRTP and electronic version of the TIP is <http://forwardpinellas.org/>.

**Example of a TIP Page in the State Work Program with a  
Strategic Intermodal System (SIS) Project Identifier and LRTP References and Hyperlinks**

| Fund  | <2017            | 2017           | 2018             | 2019     | 2020     | 2021     | >2021    | All Years        |
|---|------------------|----------------|------------------|----------|----------|----------|----------|------------------|
| Item Number: 424564 7 Project Description: <b>HERCULES SIDEWALK II FROM SHERWOOD ST TO SUNSET POINT RD *NON-SIS*</b>    |                  |                |                  |          |          |          |          |                  |
| District: 07 County: PINELLAS Type of Work: SIDEWALK Project Length: .637   |                  |                |                  |          |          |          |          |                  |
| Extra Description: PROJECT II CONSTRUCT 5' SIDEWALK ALONG BOTH SIDES  |                  |                |                  |          |          |          |          |                  |
| PRELIMINARY ENGINEERING / MANAGED BY PINELLAS COUNTY BOCC <a href="#">Long Range Transportation Plan: Objective 2.3</a> |                  |                |                  |          |          |          |          |                  |
| TALT -TRANSPORTATION<br>ALTS- ANY AREA  | 94,321           | 0              | 0                | 0        | 0        | 0        | 0        | 94,321           |
| TALU -TRANSPORTATION<br>ALTS- >200K   |                  |                | 0                | 0        | 0        | 0        | 0        | 81,445           |
| CONSTRUCTION / MANAGED BY CITY OF DUNEDIN <a href="#">Long Range Transportation Plan: Map 5-5</a>                       |                  |                |                  |          |          |          |          |                  |
| TALT -TRANSPORTATION<br>ALTS- ANY AREA  | 0                | 0              | 11,791           | 0        | 0        | 0        | 0        | 11,791           |
| TALU -TRANSPORTATION<br>ALTS- >200K   | 0                | 0              | 992,900          | 0        | 0        | 0        | 0        | 992,900          |
| <b>Item 424564 7 Totals:</b>  | <b>175,766</b>   | <b>0</b>       | <b>1,004,691</b> | <b>0</b> | <b>0</b> | <b>0</b> | <b>0</b> | <b>1,180,457</b> |
| <b>Project Total:</b>   | <b>3,565,197</b> | <b>999,391</b> | <b>1,912,782</b> | <b>0</b> | <b>0</b> | <b>0</b> | <b>0</b> | <b>6,477,370</b> |
| Item Number: 428601 1 Project Description: <b>MICHIGAN BLVD FROM W OF PINEHURST RD TO CR 1 *NON-SIS*</b>                |                  |                |                  |          |          |          |          |                  |
| District: 07 County: PINELLAS Type of Work: BIKE PATH/TRAIL Project Length: .780  |                  |                |                  |          |          |          |          |                  |
| Extra Description: CONSTRUCT 8' SHARED USE PATH   |                  |                |                  |          |          |          |          |                  |
| CONSTRUCTION / MANAGED BY CITY OF DUNEDIN <a href="#">Long Range Transportation Plan: Map 5-5</a>                       |                  |                |                  |          |          |          |          |                  |
| TALT -TRANSPORTATION<br>ALTS- ANY AREA  | 0                | 0              | 9,935            | 0        |          |          |          | 9,935            |
| TALU -TRANSPORTATION<br>ALTS- >200K   | 0                | 0              | 216,000          | 0        |          |          |          | 216,000          |
| <b>Item 428601 1 Totals:</b>  | <b>0</b>         | <b>0</b>       | <b>225,935</b>   | <b>0</b> | <b>0</b> | <b>0</b> | <b>0</b> | <b>225,935</b>   |

**LRTP Reference and  
Hyperlink**

**Non-SIS Identifier**

## **Section 1: Executive Summary**



## **Purpose**

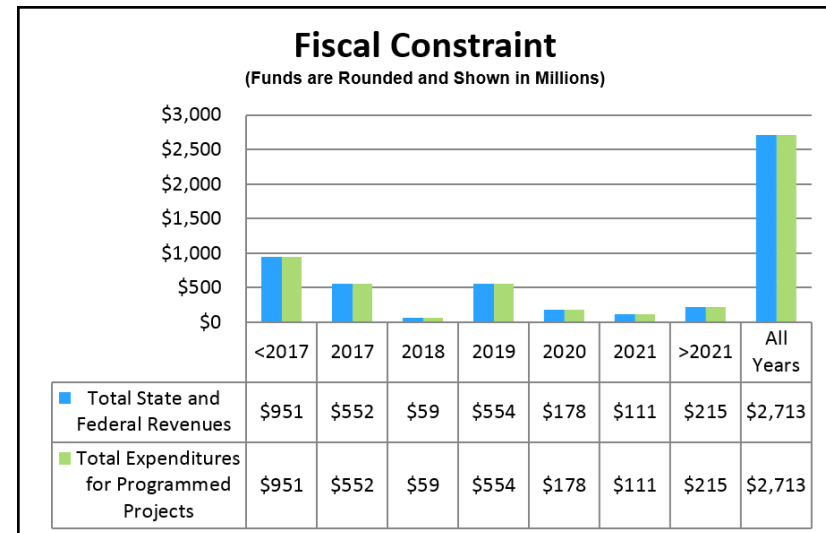
The purpose of this narrative is to provide information to the Federal Highway Administration (FHWA), Federal Transit Administration (FTA), the Florida Department of Transportation (FDOT) and citizens regarding the Transportation Improvement Program (TIP) development process which:

- a. Depicts the Pinellas County MPO's priorities for the expenditure of federal funds for all transportation funding categories by state fiscal year including highway, public transportation, bicycle, pedestrian and transportation enhancement projects;
- b. Provides assurance to the FHWA that the project selection process has been carried out in accordance with federal requirements, Section 134 of Title 23, United States Code (USC), as amended, 23 CFR 450.330(b) (c) and 23 CFR 500, the Moving Ahead for Progress in the 21<sup>st</sup> Century (MAP-21) of 2012 and the 2015 Fixing America's Surface Transportation (FAST) Act.
- c. Demonstrates that the TIP is financially feasible.

The contents of this section include brief descriptions of the project selection process that was used for development of the Pinellas County TIP. The projects included in the State Work Program Element represent Fiscal Years 2016/2017, 2017/2018, 2018/2019, 2019/2020, and 2020/2021 for the purposes of fulfilling federal requirements.

## **Financial Plan Statement**

The projects identified in the TIP are financially constrained, meaning they can be implemented using current and proposed revenue sources. Revenues for state and federally funded projects by year and fund type are shown at the bottom of the table in Section 4. These amounts match the totals for programmed projects listed by year of expenditure at the bottom of the table in Section 3. The chart below shows that total revenues in Section 4 match the total expenditures in Section 3.



Revenue and expenditure estimates in the tables in Sections 3 and 4 must use an inflation rate to reflect year of expenditure dollars and are based on reasonable financial principles and information developed cooperatively by the MPO, State and public transportation operators as required under 23 CFR

450.234(h). The anticipated revenue sources are, therefore, reasonably expected to be in place when needed. New and unexpected funding may become available from other sources, potentially impacting projects within the TIP.

### **Consistency with Other Plans**

The project selection process used for adoption of the Pinellas County TIP was based upon the requirements of the FAST Act of 2015 in effect at the time this TIP was adopted. These requirements included development and adoption of the first four years of the TIP representing fiscal years 2016/2017, 2017/2018, 2018/2019 and 2019/2020 for the FDOT State Work Program.

Regarding project selection, the adopted Pinellas County TIP is consistent with the following FHWA work program development requirements:

- Only major categories of federal funds are included within the TIP. These funds are identified with FDOT codes that are reflected in federal legislation (refer to Appendix);
- The federally funded projects within the TIP have been reviewed and found to be consistent with the MPO priorities as determined through the project selection process;
- The projects selected for the Pinellas County TIP are consistent with FDOT's Work Program;

- Based upon the project selection process and anticipated funding levels between the FDOT, FHWA, and the FTA, the federal funds are reasonably expected to be made available for all projects within the Transportation Project Listings; and
- The listed improvements are consistent with the MPO Long Range Transportation Plan, the local Transit Development Plan, and adopted local government comprehensive plans. The TIP includes locally funded projects as depicted in local government comprehensive plans and is used in Long Range Transportation Plan (LRTP) updates as required by the State.

### **Project Priority Statement**

As part of the project selection process, all projects included within the TIP are consistent with MPO priorities and the FDOT Work Program. These projects are also consistent with federal requirements. The Pinellas County MPO's Surface Transportation Program Project Priorities and Transportation Alternatives Program Priority List in Section 2 are a major consideration in the adoption of the State's work program. These lists represent priority projects for federal funding. The Surface Transportation Program (STP) Project Priority List represents the roadway projects that are considered to be of highest priority for improvement by the MPO. It is the desire of the Pinellas County MPO that priority projects be funded during the first four years of the State Work Program. Those projects funded during the first

four years are shown in the STP Project Priority List also in Section 2.

Public Transportation projects are typically funded through the FTA. The transit projects are included in the State Work Program and identified within the Public Transportation Section of this document.

### **Project Selection**

The federally funded projects included within this TIP were selected in accordance with 23 CFR 450.330(b) (c) and 23 CFR 500, Section 134 of Title 23, United States Code (USC), as amended, and the FAST Act of 2015. The project selection process is a collaborative effort between the FDOT, the Pinellas County MPO, PSTA, Pinellas County Government, and various municipalities within the urbanized area of the MPO. The outcome of the most recent project selection process resulted in the adoption of the FDOT Work Program FY 2016/17 through FY 2020/21. This process includes the prioritization of projects by the MPO in cooperation with its advisory committees, FDOT and local governments as well as advisory input from the Tampa Bay Transportation Management Area (TMA) Leadership Group.

### **The Tampa Bay TMA Leadership Group**

The TMA Leadership Group consists of nine voting members who are elected officials from Hillsborough, Pasco and Pinellas MPOs as well as non-voting technical advisors from the Florida Department of Transportation, District 7, and the Tampa Bay Area Regional

Transportation Authority (TBARTA). The TMA Leadership Group was developed to focus on developing regional consensus priorities for the Tampa Bay TMA and acts in an advisory role to each of the three MPOs. The group focuses on major cross-county transportation markets and traffic movements and helps the Tampa Bay metropolitan area speak with one voice with regard to regional transportation issues. The group maintains the TMA Leadership Group Regional Priorities list, which is a regional priority list of major roadway and transit projects. The group approved the list on June 5, 2015, and the list is included in Section 2 (See Page 2-18). The list identifies the I-275/SR 60 interchange as the number one priority for the region, recognizing that without improvements at that location, other regional priorities would not achieve the desired outcomes. They also recognized the replacement of the Howard Frankland Bridge to accommodate transit and the Gateway Expressway as top priorities for the region.

### **Road Project Selection Criteria and Prioritization Process for the Surface Transportation Program (STP)**

Initial analysis of the STP Project Priority List occurs through the LRTP update process. The Tampa Bay Regional Transportation Analysis (RTA), which forecasts traffic demand, provides the basis for determining transportation improvements needed to meet projected travel demand. Output data produced by the RTA is evaluated in combination with other considerations such as existing traffic congestion, regional connectivity and

safety data to develop a preliminary list of priority projects.

A preliminary list of priority projects is compiled by MPO staff and presented to the public through workshops and other outreach efforts as well as to the MPO's advisory committees for review. The advisory committee reviews involve public comment as well as input from professional engineers, planners, environmental management personnel and school board representatives to determine which projects are most important.

Following review by the committees, the list is presented to the MPO for adoption. Subsequent to MPO action, the list is transmitted to the FDOT District 7 Office for use in the development of their Work Program. The FDOT, in turn, holds annual public hearings on the Work Program via a live webinar presentation whereby local governments, the MPO, and the public may review and provide comment on the program prior to its adoption. Once FDOT finalizes their Work Program, it is presented to the MPO Board for approval and inclusion in the TIP. The principal criteria used in compiling the priority list for STP projects include the following:

- **Concurrency Management Requirements** – To assist local governments in meeting their concurrency requirements, the MPO considers levels of traffic congestion (volume to capacity ratio and level of service grade) in prioritizing road improvements. Roads operating at peak hour level of service (LOS) E or F (operating under the most deficient conditions characterized by forced-flow traffic with considerable delays) or volume to capacity ratios indicating that the

facility is reaching a saturation point in terms of available capacity, are given a higher priority for scheduling capacity improvements;

- **Safety** – This considers the frequency and type of accidents that occur along a particular corridor or intersection to determine needed improvements. Particular emphasis is placed on school access needs;
- **Impact on Strategic Intermodal System (SIS)** – This includes consideration of facility improvements necessary to improve the operations of the SIS;
- **Emergency evacuation** – This accounts for improvements on roads that are needed to expedite the process of evacuating people in a hurricane event;
- **Regional connectivity/consistency with Regional Long Range Transportation Plan** – The purpose of this criterion is to gauge the need to improve connectivity on the major road network from a regional perspective as well as striving for consistency with the Regional Long Range Transportation Plan;
- **Intermodal access** – Access to facilities that provide for intermodal connections (e.g., roads to airports, seaports or transit terminals);
- **Environmental impact** – Consideration is given to the impacts an improvement may have on the natural environment;

- Goods movement - The intent of this criterion is to recognize the need to accommodate freight-carrying vehicles, such as heavy trucks and cargo planes in the transportation of goods; and
- Access to major trip generator or activity center – This considers the extent to which a transportation improvement would improve access to destination points that attract a high level of traffic activity (e.g., airport, regional shopping center, major employment center, etc.).

There were several changes to the STP Project Priority List in 2014. The STP Project Priority List approved by the MPO in 2014 included 13 projects, 11 of which were capacity improvements on major facilities. At the time the list was approved, the construction of most of these projects was either underway or scheduled in the TIP. This provided an opportunity for the MPO to expand the list of STP eligible projects to address other transportation needs such as those identified through the MPO Congestion Management Process (CMP). Consequently, the MPO added congestion management operations and safety projects on State Highway System roads to the STP Project Priority List when it was approved in September 2014. In addition, 11 congestion management, operations and safety projects on non-state roads were added to the end of the STP Project Priority List for the purpose of qualifying for funding opportunities other than STP or TA funds.

There were also a number of changes to the STP Project Priority List in 2015. The STP Project Priorities List approved by the MPO in 2015 included the addition of 6

projects involving the reconstruction of US Highway 19 North, Gandy Boulevard and I-275 express lanes that were prioritized in the 2040 LRTP. These 6 projects were added to the bottom of the existing list. The principal criteria used in prioritizing the 6 projects added in 2015 are listed below.

- Included in the last LRTP
- Previously included on the MPO Priority List
- Completes a gap in the transportation network
- The design phase is funded
- Improves access to an intermodal facility
- Serves existing or future employment center
- Part of FDOT's Strategic Intermodal System (SIS)
- Is a high priority under the Congestion Management Process (CMP)
- Corridor contains at least one of the top 25 high-crash intersections
- Corridor includes planned premium transit service

"Pinellas County Transportation Systems Management and Operations Projects" was also added to the list in 2015. This addition reflects a funding commitment of \$1 to \$5 million for these projects identified in the LRTP.

The amended STP Project Priority Lists and additional non-state road projects have been consolidated into one list and are included in Section 2.

### **Road Project Selection Criteria and Prioritization Process for the Congestion Management Process**

Although roadway expansion has traditionally been considered the primary remedy for congestion, it is no longer the case in Pinellas County. Most of the congested roads in Pinellas County cannot be expanded due to physical and policy constraints. Therefore, it is increasingly important to effectively manage existing transportation facilities. The Pinellas County MPO does this on a countywide level through the Congestion Management Process (CMP).

The CMP prioritization process analyzes all constrained collector and arterial roads within the county utilizing congestion and safety data. The CMP is concerned with the functioning of roads, but also looks at the need for alternative transportation improvements that increase the mobility of pedestrians, bicyclists and transit users.

In the LRTP, roadways identified as “constrained” include facilities that will be deficient under future operating conditions as well as existing. Capacity improvements are not planned for these facilities due to physical or policy constraints. Therefore, they will be evaluated for transit operational and other non-capacity improvements through the CMP.

The CMP uses strategies and performance measures to routinely monitor traffic conditions for roadways in the MPO planning area and recommends appropriate strategies to address traffic congestion occurring on those facilities. Monitoring traffic conditions relies on systemwide traffic counts used to produce the annual roadway level of service report and countywide crash statistics. Data on trails and sidewalks is also monitored to assess travel conditions for bicyclists and pedestrians. This data is included in the State of the System Report, which is then used to assist in generating and prioritizing CMP projects and evaluating the effectiveness of the CMP.

Primary oversight for CMP prioritization activities is the responsibility of the MPO’s Transportation Mobility Management Advisory Committee (TMMAC). This committee is tasked with prioritizing areas for operations and management improvements. CMP prioritization is focused specifically on safety and congestion. The MPO developed a [CMP Policies and Procedures Manual](#) in 2014. This document describes the process used to respond to federal and state CMP requirements and also serves as a guideline for future CMP project selection and plan development.



## **Public Transportation Project Prioritization Process**

The Public Transportation Work Program in Section 7 of the TIP includes the capital improvement programs of Clearwater Airpark, Albert Whitted Airport, Port of St. Petersburg, St. Pete-Clearwater International Airport (PIE) and the Pinellas Suncoast Transit Authority (PSTA).

The prioritization of projects for the airport and seaport facilities occurs through the local government budgeting processes, including the City of Clearwater for the Airpark, the City of St. Petersburg for the seaport and Albert Whitted Airport and Pinellas County for the St. Pete-Clearwater International Airport.

The prioritization process of transit projects originates through the development of PSTA's annual Transit Development Plan (TDP). The TDP provides an assessment of current PSTA services as well as improvement needs over a ten-year period.

The TDP includes a list of major findings and prescribed service delivery enhancements that are based on analyses of route performance, employment growth and ridership trends. In addition, these findings and recommended improvements reflect priorities expressed by the Transit Riders Advisory Committee (TRAC) over a ten-year period. The TRAC consists of transit users and interested citizens that provide ongoing input to PSTA staff and the PSTA Board relating to the quantity and quality of fixed route and paratransit services, service enhancement priorities and proposed service and fare modifications. Input from passengers and citizens is also collected through market research studies, which identify

ridership characteristics and public perceptions about PSTA services and operations. Following the adoption of the TDP in June of each year by the PSTA board, the PSTA prepares its list of capital improvement projects utilizing State and Federal funding (refer to Section 7).

## **Major Projects from Previous TIP**

The Pinellas County MPO adopted its FY 2016/2017–2020/2021 TIP on June 08, 2016. There have been several major projects that have been completed since the adoption of the previous TIP. These include the following:

- Alt US 19 (SR 595) from north of SR 586 (Curlew Road) to north of Whisper Lake Road, resurfacing;
- Exeter Street/Commerce Boulevard at SR 580; intersection improvements;
- SR 688 (Ulmerton Road) from west of 38<sup>th</sup> Street North to west of I-275, add lanes and reconstruction;
- SR 60 (Chestnut Street) from Oak Avenue to Dr. Martin Luther King Jr. Avenue and SR 60 (Court Street) from Oak Avenue to Dr. Martin Luther King Jr. Avenue, resurfacing;
- US 19 (SR 55) from north of CR 576 (Sunset Point Road) to south of Countryside Boulevard (at Enterprise Road), add lanes and reconstruction;
- US 19 (SR 55) from north of Whitney Road to north of SR 60 (Belleair Road, Seville Boulevard and SR 60/Gulf-to-Bay Boulevard Interchanges), add lanes, reconstruction and new interchanges;
- 22<sup>nd</sup> Avenue North from 22<sup>nd</sup> Street North to 19<sup>th</sup> Street North, interchange improvement;

- SR 60 (Courtney Campbell Causeway) from west of Damascus Road to Pinellas/Hillsborough County Line, resurfacing;
- SR 686 (East Bay Drive) from east of Missouri Avenue to west of Highland Avenue, resurfacing;
- SR 693 (Pasadena Avenue) at Majestic Way/Gulfport Boulevard/Park Street, traffic signals;
- SR 679 (Pinellas Bayway) Pinellas Bayway Bridge Structure “E”, bridge repair and rehabilitation;
- SR 699 (Gulf Boulevard) from north of 105<sup>th</sup> Avenue to north of 125<sup>th</sup> Avenue, resurfacing;
- SR 699 (Gulf Boulevard) from southeast of 99<sup>th</sup> Avenue to northwest of 105<sup>th</sup> Avenue, resurfacing;
- SR 699 (Gulf Boulevard) from SR 682 (Pinellas Bayway) to north of SR 693 (66<sup>th</sup> Street North), resurfacing;
- Alternate US 19 (SR 595)/Bay Pines Boulevard at Long Bayou Bridge over Boca Ciega Bay, bridge substructure repair and rehabilitation;
- 112<sup>th</sup> Avenue North at 4<sup>th</sup> Street North, intersection improvements;
- SR 693 (66<sup>th</sup> Street) from CR 694 (Park Boulevard) to CR 376 (142<sup>nd</sup> Avenue), resurfacing; and
- I-275 (SR 93) from over 5<sup>th</sup> Avenue North/South to Bridge #150121 and 150122, bridge repair and rehabilitation.

### **Public Involvement**

Public involvement for development of the TIP is implemented primarily through the MPO’s network of

advisory committees. Prior to its annual adoption, the TIP is reviewed by the Technical Coordinating Committee (TCC) and the Citizens Advisory Committee (CAC). The Bicycle and Pedestrian Advisory Committee (BPAC) review elements of the TIP relating to bicycle and pedestrian topics. The Transportation Mobility Management Advisory Committee (TMMAC) reviews the CMP and ITS priority projects. Members of all these committees include representatives from state and regional agencies, as well as citizens, law enforcement officials, school board representatives, environmental management staff, transit agency representatives and engineering and planning staff from the local governments in Pinellas County. These committees provide input and recommendations to the MPO Board.

The FAST Act and MAP-21 require the facilitation of public participation throughout the planning process associated with MPO projects and programs. The MPO schedules public meetings at convenient and accessible times and locations; ensures the adopted TIP and subsequent amendments are available for public viewing on the MPO website; and that it is written and formatted in a manner that is easily understood by the public. The FAST Act and MAP-21 encourage the use of visualization techniques in the development and presentation of the TIP. The MPO has an [interactive web-based TIP tool](#) that allows the public to query and view TIP project information on a map as well as in tabular form. The interactive web-based TIP tool has been improved to add photographs and user-friendly pop-up windows that are activated when a user moves their pointer over projects on the map. The pop-up windows summarize information about each project in the

TIP. The FY 2015/16 through 2019/20 TIP is effective until October 1, 2016, so the FY 2015/16 through 2019/20 interactive TIP tool and electronic version of the TIP will be available online until that time.

Public hearings involving the review/adoption of the TIP are televised live on Pinellas County Connection Television, a local government access channel. Viewers may also watch the live and archived meetings from their computers, using a “Streaming Video” feature, by connecting to links from the MPO or Pinellas County websites. As mentioned on Page 1-4, FDOT holds a public hearing annually via a live webinar presentation to receive public comments on their draft Work Program. Some important dates for public involvement within the annual TIP development schedule are as follows:

- TIP Project Priority Lists are typically reviewed by MPO advisory committees in August;
- TIP Project Priority Lists are adopted by MPO in September following a public hearing;
- MPO advisory committees review new local government work programs for inclusion the in fall update of the TIP in October;
- The MPO approves the fall update of TIP following a public hearing in November/December;
- The FDOT holds public hearings via a live webinar presentation over the internet on its Draft Tentative Work Program in December;

- MPO advisory committees and the MPO review the FDOT Draft Tentative Work Program in December/January;
- MPO advisory committees review the FDOT Final Tentative Work Program in May; and
- The MPO reviews the FDOT Final Tentative Work Program and approves the new TIP following a public hearing in June.

### **Certification**

The Pinellas County Metropolitan Planning Organization Urban Area Transportation Planning Process is certified according to FHWA and FDOT requirements. The last certification review was conducted in February, 2015.

### **Conformance with Long Range Transportation Plan**

The TIP document was developed in conformance with and as a component of the adopted Pinellas County 2040 Long Range Transportation Plan. All projects represented within the state and local work programs are coordinated in conjunction with future transportation needs and requirements of the Plan.

### **Transportation Control Measures**

Transportation Control Measures (TCMs) represent those projects undertaken by the appropriate public agency to be used in reducing emissions from the transportation network to improve air quality in Pinellas County. These measures have been implemented in the past in Pinellas County in order to improve the air quality conformity of

the roadway network in conjunction with programmed transportation improvements.

On June 15, 2005, the Tampa Bay airshed, which includes Pinellas County, became an “attainment area”. As such, Pinellas County has not been required to produce conformity reports demonstrating that the TIP conforms to the State Implementation Plan.

However, effective October 07, 2015, the U.S. Environmental Protection Agency (EPA) strengthened the National Ambient Air Quality Standards for ground-level ozone from 75 parts per billion (ppb) to 70 ppb based on extensive scientific evidence about ozone effects on public health and welfare. The EPA will make final designations of nonattainment areas by October 2017 based upon 2014-2016 air quality data. Based on current 2012-2015 data, all of Florida is below the new standard.

This change would cause Pinellas County to be re-designated as a nonattainment area. If Pinellas County is redesignated as a nonattainment area, the Florida Department of Environmental Protection will develop a State Implementation Plan (providing for the measures necessary to bring areas into compliance with the revised standards. At this time, however, Pinellas County remains an “attainment area” and is not required to produce conformity reports demonstrating that the TIP conforms to the State Implementation Plan.

### **Transportation Alternatives (TA) Program**

The FAST Act replaced the Transportation Alternatives (TA) Program with a set-aside of funds under the Surface Transportation Block Grant Program. Although the TA Program was technically repealed by the FAST Act on December 4, 2015, the set-aside funds include all the projects and activities that were previously eligible under the TA Program. Therefore, for ease of reference and administrative purposes, transportation planning agencies generally continue to refer to these funds as the TA Program. The TA Program provides funding for programs and projects defined as transportation alternatives and includes construction of pedestrian and bicycle facilities and infrastructure projects for improving non-driver access to public transportation and enhanced mobility. Scenic easements, landscaping and museum projects, however, are among the projects that were previously eligible under the Transportation Enhancement Program but do not qualify for funding under the TA Program. The following sections discuss the process for identifying and prioritizing projects for TA Program funding. The MPO’s advisory committees continue to play a central role in the review of TA Program projects for prioritization.

### **TA Program Project Identification**

In order to identify candidate projects for inclusion in the Transportation Improvement Program, TA Project Application forms are distributed to project sponsors. Project sponsors submit completed applications to the MPO and FDOT for review. Sponsoring jurisdictions assume responsibility for maintaining projects after implementation.

### **Safe Routes to School Program**

In 2015, the FDOT began handling all Safe Routes to School (SRTS) Program applications throughout the state. In Pinellas County, all SRTS applications should be submitted to the FDOT District Seven Office. In Pinellas County, all SRTS applications should be submitted to the FDOT District Seven Office. The application is available on [FDOT's website](#). Although the MPO will no longer include SRTS projects on the Transportation Alternatives (TA) Program priority list, FDOT will be requiring an MPO signature on all applications. This is intended to indicate that the MPO is aware of and supports the projects as described in the applications. Project sponsors are asked to send a copy of their applications to the MPO prior to FDOT submittal and allow at least one week for review. Copies of SRTS applications should be sent to Robert Feigel at [rfeigel@forwardpinellas.org](mailto:rfeigel@forwardpinellas.org). Electronic copies are acceptable.

### **Performance Management and the TA Program**

Performance management is a strategic approach to planning in which an agency coordinates decisionmakers, internal staff, key stakeholders and the general public to guide investment and policy decisions to improve its performance in accomplishing its mission and goals. In 2012, MAP-21 created a performance-based transportation program with the intent of increasing accountability, transparency and improving transportation investment decisionmaking. The FAST

Act continues the performance management-based transportation program created under MAP-21.

### **Local TA Program Project Application Ranking Criteria**

A performance-based approach to managing the TA Program should include TA Program project application ranking criteria that relates to and builds upon existing goals. In 2014, MPO and PPC staff began the process of updating TA Program project application criteria to link them to the transportation-related goals of the LRTP and land use-related goals of the Countywide Plan. In 2015, a TA Program Subcommittee was developed to review recommended updates to the criteria. The subcommittee included representatives from the Citizens Advisory Committee, Bicycle Pedestrian Advisory Committee and Technical Coordinating Committee. The MPO Board ultimately adopted changes to the criteria that were collectively recommended by the subcommittee, advisory committees and local governments. The revised criteria now more closely aligns the procedure for evaluating TA Program applications with the goals of the LRTP and Countywide Plan. This was an important step toward implementing a performance-based planning and management approach for the TA Program that integrates both land use and transportation.

TA Program projects are ranked numerically with number one being the highest priority. The MPO's advisory committees assist in ranking these projects, after which their recommendations are forwarded to the MPO. The current priority list was approved by the MPO in June,

2015 and is scheduled to be updated and approved again in September, 2016.

The local TA Program priority list incorporates the project priority lists adopted in 2006, 2007, 2010 and 2014 and is included in Section 2. It should be noted that the list adopted in 2006 is the highest priority followed by the 2007 and 2010 lists. No new project applications were considered in 2008, 2009, 2011, 2012, 2013 or 2015 due to a shortage of available funding.

In June 2014, the MPO provided local governments an opportunity to modify existing projects, submit new TA projects, and substitute existing projects with new TA projects. Several City of St Petersburg projects were modified at this time. The City of Clearwater added the Courtney Campbell Causeway Recreational Trail overpass at Bayshore Boulevard and SR 60/Gulf-to-Bay Boulevard, and the City of Gulfport added a multi-use trails project that will provide connections to the Fred Marquis Pinellas Trail and Skyway Trail to their downtown area. Pinellas County added the Pinellas Bayway Trail Segment project from East Shores Boulevard to the Tierra Verde Bridge. New projects were all added to the bottom of the priority list.

In June 2015, the MPO removed three completed City of Oldsmar trail projects from the local TA Program priority list as well as the St. Petersburg North Bay Trail and Skyway Trail Hardscape Enhancements, which FDOT determined was not eligible for TA Program funding. No projects were added to the local TA Program list. Current TA Program projects on the local priority list are used in

the the development of the regional TA Program project priority list for the TMA and are scheduled through the duration of the work program.

### **Regional TA Program Project Ranking**

In accordance with FDOT guidance and the FAST Act, TMAs with multiple MPOs must coordinate and agree upon a single TA Program project priority list for the TMA (TMA-TA priority list). The Tampa Bay TMA includes portions of Hillsborough and Pasco counties and all of Pinellas County. The local TA Program priority list is used in the development of the TMA-TA priority list and is included in Section 2. The MPO staff from Pinellas, Pasco and Hillsborough counties jointly developed a single TMA-TA priority list based each county's local priority list. In June 2015, the Tampa Bay TMA Leadership Group recommended approval of the list, and the MPO approved it the same month. The approved list includes sidewalk projects on Park Street/Starkey Road, trail projects on 71st Street in St. Petersburg and along San Christopher Road in Dunedin and a trail overpass at Gulf-to-Bay Boulevard and Bayshore Boulevard in Clearwater. These projects were added to the TMA-TA priority list from Pinellas County's local TA Program priority list.

### **Annual Listing of Projects**

Pursuant to the provisions of 23 U.S.C. 134(j)(7)(B) and 49 U.S.C. 5303(j)(7)(B), the MPO has published an annual listing of projects for which Federal funds have been obligated in the preceding year. The listing is in

Sections 5 and 7 of this document and on the MPO's website.

### **Congestion Mitigation and Air Quality (CMAQ)**

The Congestion Mitigation and Air Quality Program (CMAQ) provides funds to be utilized in “non-attainment” and “maintenance” areas for transportation programs and projects that contribute to attainment of National Ambient Air Quality Standards (NAAQS). The Tampa Bay airshed has been in compliance with NAAQS since it was designated as an “attainment area” on June 15, 2005. Therefore, Pinellas County has not been eligible for Congestion Mitigation and Air Quality (CMAQ) Improvement funding since that time.

However, as indicated previously, Pinellas County may eventually be redesignated as a non-attainment area if the U.S. Environmental Protection Agency (EPA) changes its ozone standards. If Pinellas County is redesignated as a non-attainment area, it would likely be eligible for CMAQ funding.

Should Pinellas County qualify for CMAQ funding, eligible projects would need to be identified and prioritized through the TIP development process. The types of projects that would be eligible for this funding source include those listed below.

- Public Education and Outreach
- Bicycle and Pedestrian Projects
- Public Transportation Improvements

- Traffic Flow Improvements
- Transportation Demand Management
- Intelligent Transportation Systems
- Alternative Fuel Projects
- Inspection and Maintenance Programs
- Intermodal Freight Transportation
- Idle Reduction Technology

### **TIP Amendments**

The MPO follows the TIP amendment process established by FDOT in cooperation with FHWA, Florida Division. The Office of Policy Planning (OPP) coordinates with Metropolitan Planning Organizations (MPOs) to produce an MPO Program Management Handbook which is used to provide MPOs with guidance on federal and state transportation planning requirements. As described in the [MPO Program Management Handbook](#), proposed amendments to the TIP are brought forward by FDOT. Amendments are typically need to address situations where a State Work Program project needs to be added or deleted or the fiscal constraint of the TIP is impacted. Amendments are also necessary when a project has a cost increase greater than 20% and \$2 million or a change in the scope of work.

After it is decided that a TIP amendment is necessary, FDOT makes a determination that the TIP is fiscally constrained and that the amendment is consistent with



the MPO Long Range Transportation Plan. The TIP amendment then goes before the Technical Coordinating Committee (TCC) and Citizens Advisory Committee (CAC) for review, comment, and recommendations to the MPO. The MPO considers these recommendations at a scheduled public hearing. Notice of the hearing is posted on the MPO website. An advertisement may also be published in the local daily newspaper, the *Tampa Bay Times*, if warranted based on the scale of the amendment. If the MPO approves the TIP amendment, it is executed by the Chairman and forwarded to FDOT for inclusion in the State Work Program.

Regarding the documentation of proposed TIP amendments, a project description and narrative is provided by FDOT in report form to the MPO advisory committees and the MPO in their agenda packets for review. These agendas are also posted on the Forward Pinellas website. In addition, after the amendments are approved, a description of each and the corresponding date of MPO approval is also posted on the website. Actions regarding TIP amendments are also documented on the MPO action sheet, which is distributed to an assortment of public agencies, citizens, civic groups, and others listed on the MPO's general mailing list. MPO action sheets and minutes from past meetings are available on the Forward Pinellas website.

Citizens also have an opportunity to view public hearing proceedings regarding proposed TIP amendments through Pinellas County Connection Television (PCC-TV) at <http://www.pinellascounty.org/video/live-meetings.shtml>. The meetings are televised live and broadcast again the Saturday following the meetings and throughout the

month on Mondays, Wednesdays and Thursdays. This feature is typically available within a few days after each meeting.

### **Administrative TIP Amendments and Modifications**

Administrative TIP amendments or modifications are minor revisions that do not require approval by the MPO Board or public review. Examples of administrative modifications include minor changes to funding sources of previously included projects and minor changes to project initiation dates. Administrative modifications are handled in accordance with the MPO's Public Participation Plan (PPP) and [Chapter 5 of the MPO Program Management Handbook, as amended](#). Notice of administrative TIP amendments or modifications is posted on the MPO website. Proposed administrative TIP amendments or modifications will be presented to the MPO Board for approval. After Board approval, modifications will be transmitted to all applicable agencies in accordance with the MPO Program Management Handbook.

In accordance with the MPO's [Public Participation Plan](#) the MPO Executive Director has the authority to approve TIP amendments/modifications when needed to obtain State or Federal approval within a constrained timeframe. This typically occurs when an MPO meeting is cancelled. Prior to signing/approving the amendment/modification, the Executive Director must consult with the Board Chairman and a report describing the change(s) must be provided at the next Board meeting.

Usually due to the cancellation of their meetings, there are occasions when the CAC and TCC do not have an opportunity to review a proposed TIP amendment or modification prior to its approval by the MPO Board or Executive Director. In these situations, the proposed amendment/modification will be scheduled for committee review at their earliest meeting dates following its approval. In the case of the CAC, the members will also be notified of the proposed amendment prior to MPO or Executive Director action via email.

## **Section 2: Project Priority Lists**

| <b>Tampa Bay TMA</b><br><b>Transportation Alternatives Program Priorities</b><br><b>Adopted June 5, 2015</b> |  |                              |                                 |
|--|--|------------------------------|---------------------------------|
| <b>Pasco County</b>  |  | Target \$580,000 - \$748,000 |                                 |
|  |  |                              | Project Total                   |
| 1  | 20th St Sidewalk (CR 54 to Henry Road)   |                              | \$82,000                        |
| 2  | Safe Routes to Schools   |                              |                                 |
|  | Cypress Elementary School (Sweet Bay Court Sidewalk)   |                              | \$85,000                        |
|  | Chasco Elementary School (Galen Wilson Flashing signs and marked crosswalk)  |                              | \$54,000                        |
|  | Cox Elementary School (17th Street Sidewalk / Main St Sidewalk)  |                              | \$77,400                        |
|  | Stuart Middle School (10th St Sidewalk)  |                              | \$87,600                        |
| <b>Pinellas County</b>   |  | Target \$1.4 - \$1.5 million |                                 |
|  |  |                              | Project Total                   |
| 3  | City of Largo's West Bay Dr Pinellas Trail Gateway project (intersection of West Bay Dr and 12th St SW)  |                              | \$450,000                       |
| 4  | City of Belleair Bluffs' West Bay Dr Crosswalks (West Bay Dr between Bluff View Dr and Indian Rocks Rd)  |                              | \$31,000                        |
| 5  | Pinellas County's 62nd Ave N Sidewalk Project (62nd St N to 55th St N)   |                              | \$292,400                       |
| 6  | City of St. Petersburg's Bayway South Trail Connection   |                              | \$1,100,000                     |
| <b>Hillsborough County</b>   |  | Target \$1.9 - \$2.0 million |                                 |
|  |  |                              | Project Total                   |
| 7  | Safe Routes to Schools   |                              |                                 |
|  | Stowers Elem. & Barrington Middle (Boyette Rd Sidewalk)  |                              | \$155,000                       |
|  | Summerfield Elementary (Big Bend Rd and Heritage Green Sidewalk)   |                              | \$164,000                       |
|  | Eisenhower Middle (Old Big Bend Rd Sidewalk)   |                              | \$227,000                       |
|  | Cypress Creek Elem. & Shields Middle (19th Ave NE Sidewalk)  |                              | \$170,000                       |
|  | Nelson Elementary  |                              | \$83,000                        |
|  | Riverview Elementary   |                              | \$112,000                       |
| 8  | Columbus Drive Complete Street from Nebraska Ave to 14th Street  |                              | \$655,000                       |
| 9  | Floribaska Ave Complete Street from Florida Ave to Nebraska Ave  |                              | \$518,000                       |
| <b>Pasco County</b>  |  | Target \$580,000 - \$748,000 |                                 |
|  |  |                              | Project Total                   |
| 10   | Grand Blvd Sidewalk ( Massachusetts Ave to U.S. 19 – New Port Richey)  |                              | \$200,650                       |
| 11   | River Gulf Road Sidewalk only (Grand Blvd to Bayview St via U.S. 19 river bridge underpass – Port Richey)  |                              | \$110,000                       |
| <b>Pinellas County</b>   |  | Target \$1.4 - \$1.5 million |                                 |
|  |  |                              | Project Total                   |
| 12   | City of St. Petersburg's School Crossing Enhancement Project   |                              | \$35,875                        |
| 13   | City of St. Petersburg's North Bay Trail Extension (Patrica Rd and San Martin Blvd between 83rd Ave NE and Gandy Blvd.<br>Phase I - 83rd Ave N to Progress Energy Trail<br>Phase II - North of the Progress Energy Trail to Gandy Blvd |                              | \$1,168,400<br>\$1,168,400      |
| <b>Hillsborough County</b>   |  | Target \$1.9 - \$2.0 million |                                 |
|  |  |                              | Project Total                   |
| 14   | 46th St walk/bike safety improvements  |                              | \$77,000 PE<br>\$442,000 CST    |
| 15   | Rome Ave walk/bike safety improvements   |                              | \$213,000 PE<br>\$1,223,000 CST |
| <b>Pinellas County</b>   |  | Target \$1.4 - \$1.5 million |                                 |
| 16   | Pinellas County's Park St/Starkey Rd Sidewalk Project (Tyrone Blvd N to East Bay Dr)<br>Phase I - Tyrone Blvd to Bryan Dairy Rd<br>Phase II - Bryan Dairy Rd to East Bay Dr  |                              | \$1,151,500<br>\$2,170,750      |
| 17   | City of St. Petersburg's 71st St N Trail - Pinellas Trail Connector (Fred Marquis Pinellas Trail to 38th Ave)  |                              | \$700,000                       |
| 18   | City of Dunedin's San Christopher Multi-Use Trail (Pinellas Trail to CR 1)   |                              | \$404,000                       |

| <b>Tampa Bay TMA</b><br><b>Transportation Alternatives Program Priorities</b><br><b>Adopted June 5, 2015</b> |  |             |
|--|--|-------------|
| 19   | Courtney Campbell Causeway Recreational Trail Overpass<br>(SR 60/Gulf-to-Bay Blvd at Bayshore Blvd)            | \$6,000,000 |
| Previous Priorities Now Funded for Construction  |  |             |
| Pinellas County  |  |             |
|  | Safe Routes to Schools   |             |
|  | City of St. Petersburg's Sexton Elementary School - sidewalk project (19th St N from 38th Ave N to 52nd Ave N) | \$406,400   |
|  | City of Oldsmar's Oldsmar Trail Phase 6 Extension (along Douglas Rd between Racetrack Rd and Tampa Rd)         | \$420,000   |
|  | City of Dunedin's Michigan Blvd Multi-Use Trail (Pinellas Trail to CR 1)                                       | \$426,500   |
| Pasco County   |  |             |
|  | Mittye P. Lock Elementary (Wiggins Road Sidewalk)  | \$216,000   |

Notes:

1. Funding targets are illustrative and used to establish a reasonable list of projects for each county in the TMA.
2. Total project dollar amounts exceed the available funding target amounts because some projects cannot currently be funded due to additional documentation required by FDOT from project sponsors. So, backup projects have been added to the list to provide FDOT with alternatives to choose from for funding.
3. Pasco County's Mittye P. Lock Elementary (Wiggins Road Sidewalk) project (formerly Priority #2), the Massachusetts Avenue Sidewalk (Congress St to downtown New Port Richey) project (formerly Priority #3), and the Marine Parkway Sidewalk (U.S. 19 to Grand Blvd - New Port Richey) project (formerly Priority #12) and Hillsborough County's Frost Elementary (Camden Field Pkwy Sidewalk) project (formerly Priority #9) are being withdrawn from the priority list, as they have received funding from other sources.
4. This list of priorities was adopted by the Tampa Bay Transportation Management Area (TMA) Leadership Group on June 5, 2015.

**PINELLAS COUNTY MPO FY 2016/17-2020/21**  
**TRANSPORTATION ALTERNATIVES (TA) PROGRAM PRIORITY LIST**  
**STATUS REPORT**

| <b>MPO<br/>Priority</b> | <b>TMA<br/>Priority</b> | <b>Jurisdiction</b>       | <b>Project Description</b>   | <b>FPN#</b> | <b>Adoption<br/>Year</b> | <b>Status</b>                                     |
|-------------------------|-------------------------|---------------------------|--|-------------|--------------------------|---|
| A                       |                         | City of<br>St. Petersburg | Sexton Elementary School – sidewalk<br>along 19 <sup>th</sup> St N from 38 <sup>th</sup> Ave N to 52 <sup>nd</sup> Ave N   | 4344971     | 2013                     | CST scheduled/funded in<br>the TIP for FY 2018/19 |
| 1                       |                         | City of<br>St. Petersburg | Treasure Island Causeway/Fred Marquis Pinellas Trail<br>Connection (linking the west end of Treasure Lane to the<br>existing Fred Marquis Pinellas Trail)<br><br>Phase I - Eastern trail and way finding signage<br><br>Phase II - providing a separated path on Central Ave at<br>Causeway Isles from the east end of Causeway Blvd N<br>to the west end of Causeway Blvd N | 4157431     | 2006                     | CST scheduled/funded in<br>FY 2017/18             |
| 2                       |                         | City of<br>Largo          | Citywide Sidewalk and Trails Initiative (Adrian Ave and<br>Gladys St)  | 4245329     | 2007                     | CST underway                                      |
| 3                       |                         | City of<br>St. Petersburg | Bayway Trail North - Phase II (Gulf Intercoastal<br>Drawbridge to SR 682/Pinellas Bayway)  | 4245325     | 2007                     | Completed   |
| 4                       |                         | City of<br>St. Petersburg | Walter Fuller Park (Connection to Fred Marquis Pinellas<br>Trail from Walter Fuller Park at 26th Ave N to the Fred<br>Marquis Pinellas Trail at 22nd Ave N)  | 4304351     | 2007                     | Completed   |
| 5                       |                         | Pinellas County           | Hercules Ave/Greenbriar Blvd Sidewalk - Phase I<br>(Sunset Point Rd to Belcher Rd)   | 4245642     | 2007                     | CST underway                                      |

**PINELLAS COUNTY MPO FY 2016/17-2020/21**  
**TRANSPORTATION ALTERNATIVES (TA) PROGRAM PRIORITY LIST**  
**STATUS REPORT**

| <b>MPO<br/>Priority</b> | <b>TMA<br/>Priority</b> | <b>Jurisdiction</b>       | <b>Project Description</b>  | <b>FPN#</b> | <b>Adoption<br/>Year</b> | <b>Status</b>                                     |
|-------------------------|-------------------------|---------------------------|---|-------------|--------------------------|---|
| 6                       |                         | City of<br>St. Petersburg | Bicycle Facilities - 30th Ave N (Dr Martin Luther King Jr<br>St N to 58th St N)   | 4245328     | 2007                     | CST underway                                      |
| 7                       |                         | Pinellas County           | Hercules Ave/Greenbriar Blvd Sidewalk - Phase II<br>(Sherwood St to Sunset Point Rd)  | 4245647     | 2007                     | CST scheduled/funded in<br>the TIP for FY 2017/18 |
| 8                       |                         | Pinellas County           | Park Blvd/CR 694 ADA Ramp and Sidewalk<br>Improvements (Starkey Rd to 66th St N)  | 4245644     | 2007                     | CST scheduled/funded in<br>the TIP for FY 2016/17 |
| 9                       |                         | City of<br>St. Petersburg | Fred Marquis Pinellas Trail Extension Landscaping (Fred<br>Marquis Pinellas Trail at Central Avenue W to Bayshore<br>Dr)      | 4245651     | 2007                     | DSB underway                                      |
| 10                      |                         | City of<br>St. Petersburg | Bicycle Facilities - Phase II (Bayshore Dr SE from the<br>Fred Marquis Pinellas Trail to Dali Blvd/5th Ave S to 1st<br>Ave S) | 4245321     | 2007                     | CST underway                                      |
| 11                      |                         | City of<br>St. Petersburg | Pedestrian Crosswalk Enhancement - Rectangular LED<br>Rapid Flashing Beacons (multiple locations)                             | 4245326     | 2007                     | CST underway                                      |
| 12                      |                         | Pinellas County           | Keene Rd (CR 1) ADA Ramp and Sidewalk<br>Improvements (Main St/SR 580 to Curlew Rd/SR 586)                                    | 4245643     | 2007                     | CST underway                                      |
| 13                      |                         | Pinellas County           | Haines Bayshore Rd Sidewalk (US 19 to Sunrise Blvd)   | 4245646     | 2007                     | CST scheduled/funded in<br>the TIP for FY 2017/18 |
| 14                      |                         | City of Clearwater        | Druid Trail (Duke Energy Trail to Glen Oaks Park)   | 4325801     | 2010                     | CST scheduled/funded in<br>TIP for FY 2016/17     |



**PINELLAS COUNTY MPO FY 2016/17-2020/21**  
**TRANSPORTATION ALTERNATIVES (TA) PROGRAM PRIORITY LIST**  
**STATUS REPORT**

| <b>MPO<br/>Priority</b> | <b>TMA<br/>Priority</b> | <b>Jurisdiction</b>              | <b>Project Description</b>   | <b>FPN#</b>            | <b>Adoption<br/>Year</b> | <b>Status</b>   |
|-------------------------|-------------------------|----------------------------------|--|------------------------|--------------------------|---|
| 15                      |                         | FDOT /<br>Pinellas County<br>MPO | Courtney Campbell Causeway Recreational Trail<br>(Bayshore Blvd to the Pinellas/Hillsborough County line)<br><br>Bayshore Blvd to E of Tampa Bay Bridge #138<br><br>E of Bridge #138 to Pinellas/Hillsborough County line                                      | 4245613<br><br>4245614 | 2010<br><br>2010         | CST completed<br><br>CST completed                      |
| 16                      | <b>3</b>                | City of<br>Largo                 | West Bay Dr Pinellas Trail Gateway (from Washington<br>Ave to 4th Ave SW)  | 4344961                | 2010                     | CST scheduled/funded in<br>the TIP for FY 2018/19       |
| 17                      |                         | City of<br>Oldsmar               | Oldsmar Trail Phase 6 Extension (along Douglas Rd<br>between Racetrack Rd and Tampa Rd)  | 4157387                | 2010                     | CST scheduled/funded in<br>the TIP for FY 2018/19       |
| 18                      | <b>6</b>                | City of<br>St. Petersburg        | Bayway South Trail Connection (within the City of St<br>Pete and ending at Madonna Blvd)<br><br>Phase I - North end of Boca Ciega Bridge to SR 682/<br>54th Ave S<br><br>Phase II - South end of Boca Ciega Bridge to the City<br>limits south of Madonna Blvd | 4345001<br><br>4107552 | 2010<br><br>2010         | Trail to be constructed in<br>with other road projects. |

**PINELLAS COUNTY MPO FY 2016/17-2020/21**  
**TRANSPORTATION ALTERNATIVES (TA) PROGRAM PRIORITY LIST**  
**STATUS REPORT**

| <b>MPO<br/>Priority</b> | <b>TMA<br/>Priority</b> | <b>Jurisdiction</b>        | <b>Project Description</b>   | <b>FPN#</b>            | <b>Adoption<br/>Year</b> | <b>Status</b>  |
|-------------------------|-------------------------|----------------------------|--|------------------------|--------------------------|--|
| 18                      | <b>13</b>               | City of<br>St. Petersburg  | North Bay Trail Extension (Patica Rd and San Martin Blvd between 83rd Ave NE and Gandy Blvd)<br><br>Phase I - 83rd Ave N to Duke Energy Trail<br><br>Phase II - North of the Duke Energy Trail to Gandy Blvd | 4286011<br><br>4286011 | 2010<br><br>2010         | Phase I is scheduled to be completed by Pinellas County in FY 2017/18 as part of the San Martin Bridge replacement project. Phase II - FDOT feasibility determination underway. City to provide clearer copy of ROW documentation to FDOT. |
| 19                      |                         | City of<br>Dunedin         | Michigan Blvd Multi-Use Trail (Pinellas Trail to CR 1)   | 4286011                | 2010                     | CST scheduled/funded in the TIP for FY 2017/18   |
| 19                      | <b>16</b>               | Pinellas County            | Park St/Starkey Rd Sidewalk Project (Tyrone Blvd N to East Bay Dr)<br><br>Phase I - Tyrone Blvd to Bryan Dairy Rd<br><br>Phase II - Bryan Dairy Rd to East Bay Dr  | 4377361<br><br>4377362 | 2010<br><br>2010         | FDOT feasibility determination underway  |
| 20                      | <b>4</b>                | City of<br>Belleair Bluffs | West Bay Dr Crosswalk (West Bay Dr between Bluff View Dr and Indian Rocks Rd)  | 4286012                | 2010                     | Project completed  |

**PINELLAS COUNTY MPO FY 2016/17-2020/21**  
**TRANSPORTATION ALTERNATIVES (TA) PROGRAM PRIORITY LIST**  
**STATUS REPORT**

| <b>MPO<br/>Priority</b> | <b>TMA<br/>Priority</b> | <b>Jurisdiction</b>       | <b>Project Description</b>   | <b>FPN#</b> | <b>Adoption<br/>Year</b> | <b>Status</b>   |
|-------------------------|-------------------------|---------------------------|--|-------------|--------------------------|---|
| 20                      | <u><b>17</b></u>        | City of<br>St. Petersburg | 71st St N Trail - Pinellas Trail Connector (Fred Marquis<br>Pinellas Trail to 38th Ave)  |             | 2010                     | Application addendum completed  |
| 21                      | <u><b>18</b></u>        | City of<br>Dunedin        | San Christopher Multi-Use Trail (Pinellas Trail to CR 1)   | 4286012     | 2010                     | CST scheduled/funded in<br>TIP for FY 2018/19                           |
| 22                      | <u><b>5</b></u>         | Pinellas County           | 62nd Ave N Sidewalk Project (62nd St N to 55th St N)   | 4380221     | 2010                     | Eligible and feasible   |
| 23                      |                         | City of<br>St. Petersburg | Central Ave Corridor Complete Streets (Dr Martin Luther<br>King Jr St to the western city limits)<br><br>Phase I - Streetscape Improvements (31st St to 34th St)<br><br>Phase II - Streetscape Improvements (34th St to 58th St) |             | 2010                     | Application complete and<br>both phases of the project<br>are feasible. |
| 24                      |                         | City of<br>Oldsmar        | Tampa Rd/SR 584 Trail Overpass (intersection of SR<br>584/Tampa Rd and St Petersburg Dr)   |             | 2010                     | Additional review required<br>by FDOT.                                  |

**PINELLAS COUNTY MPO FY 2016/17-2020/21**  
**TRANSPORTATION ALTERNATIVES (TA) PROGRAM PRIORITY LIST**  
**STATUS REPORT**

| <b>MPO<br/>Priority</b> | <b>TMA<br/>Priority</b> | <b>Jurisdiction</b>       | <b>Project Description</b>  | <b>FPN#</b> | <b>Adoption<br/>Year</b> | <b>Status</b>         |
|-------------------------|-------------------------|---------------------------|---|-------------|--------------------------|-----------------------|
| 25                      |                         | City of<br>St. Petersburg | Bike Lane Improvements (1st Ave N from Dr Martin<br>Luther King Jr St N to 66th St N and 1st Ave S from Dr<br>Martin Luther King Jr St S to Pasadena Ave S) |             | 2010                     | Addendum completed    |
| 26                      |                         | Pinellas County           | 42nd Ave N Sidewalk Project (46th St N to 35th St N)  |             | 2010                     | Addendum completed    |
| 27                      | <b><u>12</u></b>        | City of<br>St. Petersburg | School Crossing Enhancements (various locations)  |             | 2010                     | Eligible and feasible |
| 28                      |                         | City of<br>St. Petersburg | 9th Avenue North Complete Streets (9th Ave N from 66th<br>St to Dr. Martin Luther King Jr St)   |             | 2010                     | Addendum completed    |
| 29                      |                         | City of<br>St. Petersburg | Gandy Boulevard Sidewalk Connections (various<br>locations near Gandy Blvd from 16th St N to Brighton<br>Bay)   |             | 2010                     | Addendum completed    |
| 30                      |                         | City of<br>St. Petersburg | 18th Avenue South Complete Street (4th Street S to 34th<br>St S)  |             | 2010                     | Addendum completed    |
| 30                      |                         | City of<br>St. Petersburg | St Pete City Trails Priority Sidewalks (between 31st St S<br>and Dr Martin Luther King, Jr St)  |             | 2010                     | Addendum completed    |
| 31                      | <b><u>19</u></b>        | City of Clearwater        | Courtney Campbell Causeway Recreational Trail<br>Overpass (SR 60/Gulf-to-Bay Blvd at Bayshore Blvd)   |             | 2014                     | Addendum completed    |

**PINELLAS COUNTY MPO FY 2016/17-2020/21**  
**TRANSPORTATION ALTERNATIVES (TA) PROGRAM PRIORITY LIST**  
**STATUS REPORT**

| <b>MPO<br/>Priority</b> | <b>TMA<br/>Priority</b> | <b>Jurisdiction</b> | <b>Project Description</b>   | <b>FPN#</b> | <b>Adoption<br/>Year</b> | <b>Status</b>  |
|-------------------------|-------------------------|---------------------|--|-------------|--------------------------|--|
| 31                      |                         | Pinellas County     | Pinellas Bayway Trail Segment (East Shores Blvd to Tierra Verde Bridge)  |             | 2014                     | Addendum completed   |
| 31                      |                         | City of Gulfport    | Multi-Use Trails - Phase 1 (existing Fred Marquis Pinellas Trail Spur Connection/55th St S/Beach Blvd S from Jersey Ave S to 28th Ave S) |             | 2014                     | Addendum in process  |
|                         |                         |                     | Multi-Use Trails - Phase 2 (existing Skyway Trail Connection to 47th St S/Del Rio Way S)   |             | 2014                     |  |
|                         |                         |                     | Multi-Use Trails - Phase 3 (31st Ave S from Tifton Dr S to 54th St S/Shore Blvd S)   |             | 2014                     |  |
|                         |                         |                     | Multi-Use Trails - Phase 4 (Shore Blvd S from 54th St S to 58th St S)  |             | 2014                     |  |
|                         |                         |                     | Multi-Use Trails - Phase 5 (58th St S from Shore Blvd S to 28th Ave S)   |             | 2014                     |  |
| 32                      |                         | City of Largo       | Citywide Sidewalk and Trails Initiative (Lake Ave to Alt Keene Rd)   |             | 2010                     | Project added to the end of the priority list in 2010 for the purpose of qualifying for other funding sources. |
| 32                      |                         | Pinellas County     | Duke Energy Trail (North Connection) (Chesnut Sr Park to Old Coachman Road/Ream Wilson Trail)  |             | 2010                     | Project added to the end of the priority list in 2010 for the purpose of qualifying for other funding sources. |

**PINELLAS COUNTY MPO FY 2016/17-2020/21  
TRANSPORTATION ALTERNATIVES (TA) PROGRAM PRIORITY LIST  
STATUS REPORT**

| <b>MPO<br/>Priority</b> | <b>TMA<br/>Priority</b> | <b>Jurisdiction</b> | <b>Project Description</b>   | <b>FPN#</b> | <b>Adoption<br/>Year</b> | <b>Status</b>  |
|-------------------------|-------------------------|---------------------|--|-------------|--------------------------|--|
| 32                      |                         | Pinellas County     | Duke Energy Trail (South Connection) (approximately Belleair Rd to 83rd Ave) |             | 2010                     | Project added to the end of the priority list in 2010 for the purpose of qualifying for other funding sources. |

- 1) Projects numbered as 32 were added to the list for the purpose of qualifying for other potential funding sources.
- 2) The term "Bicycle Facilities" may include bicycle paths, trails and/or lanes.
- 3) FPN = financial project number; PE = preliminary engineering; CST = construction; DGN = design; ROW = Right-of-Way Acquisition; LAP = Local Agency Program
- 4) Project A was at the top of the SRTS priority list before the program was combined with the Transportation Enhancements (TE) Program and placed under the TA Program pursuant to MAP 21. This project was added to the top of the TA Program priority list by the MPO at its June 12, 2013 meeting in order to maintain funding eligibility.
- 5) Although landscaping projects are not eligible for funding under the TA Program, project number 9 (Fred Marquis Pinellas Trail Extension Landscaping) was fully funded in FY 2012/13 using Transportation Enhancement (TE) funds before they expired on June 30, 2013.
- 6) At its June 11, 2014 meeting, the MPO allowed local jurisdictions to add new 2014 TA projects to the bottom of the priority list and also allowed project substitutions and modifications.
- 7) This local TA priority list is used to add projects to the TMA-TA priority list. Both TA priority lists are included in the FY 2015/16- 2019/20 Transportation Improvement Program (TIP).

**PINELLAS COUNTY MPO FY 2016/17-2020/21  
SURFACE TRANSPORTATION PROGRAM PROJECT PRIORITIES**

**SURFACE TRANSPORTATION PROGRAM (STP) HIGHWAY PROJECT PRIORITIES**

**STP POLICY STATEMENT:** It is the policy of the MPO that STP funds shall be provided for the following prioritized list of projects in the most expeditious manner possible, emphasizing that improvements be done on an incremental basis.

| <b>PRIORITY</b> | <b>PROJECT</b>  | <b>FROM</b>                             | <b>TO</b>                                       | <b>STATUS</b>   | <b>MPO PRIORITY SINCE</b>                             |
|-----------------|---|---|---|---|---|
| <b>1</b>        | SR 686/Roosevelt Boulevard<br>(CR 296 Connector)<br><br>CR 296 (Future SR 690)/East-West 118th Avenue<br>Expressway/<br>Gateway Express | 49th Street<br>North<br><br>US 19/SR 55 | I-275/SR 93<br><br>East of 40th<br>Street North | CST scheduled in the TIP for FY 2016/17,<br>FPN 4338801<br><br>CST scheduled in the TIP for FY 2016/17,<br>FPN 4338801  | FY1995/96<br><br>Corridor priority<br>since FY1988/89 |
| <b>2</b>        | SR 688/Ulmerton Road  | Lake Seminole<br>Bypass Canal           | I-275/SR 93                                     | CST underway<br><br><ul style="list-style-type: none"> <li>• 119<sup>th</sup> St to Lake Seminole Bypass Canal - completed (FPN 2571551)</li> <li>• Lake Seminole Bypass Canal to Wild Acres Rd - Estimated completion: March 2016 (FPN 4091551)</li> <li>• Wild Acres Rd to ElCentro/Ranchero - Estimated completion: March 2016 (FPN 4091541)</li> <li>• 49<sup>th</sup> to 38<sup>th</sup> St N - Estimated completion: March 2017 (FPN 2569953)</li> <li>• 38<sup>th</sup> St N to I-275 - Estimated Completion: Spring 2016 (FPN 2571471)</li> </ul> | Corridor priority<br>since FY 1984/85                 |



## SURFACE TRANSPORTATION PROGRAM (STP) HIGHWAY PROJECT PRIORITIES

**STP POLICY STATEMENT:** It is the policy of the MPO that STP funds shall be provided for the following prioritized list of projects in the most expeditious manner possible, emphasizing that improvements be done on an incremental basis.

|   |   |   |  |  |   |
|---|---|---|--|--|---|
| 3 | SR 686/Roosevelt Boulevard  | SR 688/<br>Ulmerton Road<br>(W of 38 <sup>th</sup> Street<br>North) | I-275/SR 93  | CST underway, FPN 4338801  | FY 1989/90  |
| 4 | SR 694/Gandy Boulevard  | 9 <sup>th</sup> Street North  | 4th Street<br>North  | CST underway, FPN 2569312  | FY 1984/85  |
| 5 | SR 694/Gandy Boulevard  | US 19/SR 55   | East of I-275<br>(SR 93)   | Design underway<br>ENV scheduled in the TIP for 2015/16 and<br>ROW scheduled in the TIP for FY 2016/17.<br>Project extended to East of I-275/SR 93.<br>CST unfunded, FPN 2570861 | FY 1984/85  |
| 6 | US 19/SR 55 (including<br>Belleair Interchange)   | North of Whitney<br>Road  | South of<br>Seville<br>Boulevard   | CST underway, FPN 2568811<br>Estimated Completion: Fall 2015   | FY 1987/88  |
| 7 | US 19/SR 55 (including SR<br>60/Gulf-to-Bay Boulevard<br>Interchange)   | South of Seville<br>Boulevard                                       | North of SR<br>60 (at SR<br>60/Gulf-to-<br>Bay<br>Boulevard<br>Overpass) | CST underway, 2568811<br>Estimated Completion: Fall 2015   | FY 1987/88  |
| 8 | US 19/SR 55 (at Enterprise<br>Road)   | North of Sunset<br>Point Road                                       | South of<br>Countryside<br>Boulevard (at<br>Enterprise<br>Road)          | CST underway, FPN 2568901<br>Estimated Completion: Fall 2015   | FY 1995/96<br><br>Corridor priority<br>since FY 1984/85 |
| 9 | US 19/SR 55 (including<br>Republic Dr Overpass and<br>Curlew Road Interchanges)<br><br>Phase I – Boy Scout<br>Overpass<br><br>Phase II – Curlew Road<br>Interchange | North of SR 580<br><br>Northside Drive                              | Northside<br>Drive<br><br>North of<br>CR 95                              | DGN underway. CST scheduled in the TIP<br>for FY 2019/20, FPN 2567742<br><br>CST planned in the Cost Feasible LRTP for<br>FY 2020-2025, FPN 2567743                              | FY 1989/90  |

## SURFACE TRANSPORTATION PROGRAM (STP) HIGHWAY PROJECT PRIORITIES

**STP POLICY STATEMENT:** It is the policy of the MPO that STP funds shall be provided for the following prioritized list of projects in the most expeditious manner possible, emphasizing that improvements be done on an incremental basis.

|    |   |                               |  |  |  |
|----|---|-------------------------------|--|--|--|
| 10 | SR 686/Roosevelt Boulevard                              | I-275/SR 93                   | West of 9 <sup>th</sup> Street North/Dr Martin Luther King Jr Street North | DGN underway, FPN 2569981  | Corridor priority since FY 1988/89   |
| 11 | I-275/SR 93/Howard Frankland Bridge Replacement         | over Tampa Bay                | over Tampa Bay   | DSB scheduled in the TIP for FY 2018/19, FPN 4229041 and 4229042   | FY 1984/85   |
| 12 | 22 <sup>nd</sup> Avenue North Interchange Improvement   | 22 <sup>nd</sup> Street North | 19 <sup>th</sup> Street North  | CST underway, FPN 4331111  | FY 2012/13   |
| 13 | US 19/SR 55 (including Tampa and Nebraska Interchanges) | North of CR 95                | North of Nebraska Avenue   | DGN scheduled in the TIP for FY 2016/17, FPN 4337991. CST planned in the Cost Feasible LRTP for FY 2031-2040 | FY 2014/15   |
| 14 | US 19/SR 55 (including Alderman Interchange)            | North of Nebraska Avenue      | South of Timberlane Road   | DGN scheduled in the TIP for FY 2015/16, FPN 4337971. CST planned in the Cost Feasible LRTP for FY 2031-2040 | FY 2014/15<br>Corridor priority since FY 1988/89   |
| 15 | US 19/SR 55 (including Klosterman Interchange)          | South of Timberlane Road      | South of Lake Street   | DGN scheduled in the TIP for FY 2015/16, FPN 4337961. CST planned in the Cost Feasible LRTP for FY 2031-2040 | FY 2014/15<br>FY 1995/96 (CMAQ priority for intersection improvements)<br>Corridor priority since FY 1988/89 |
| 16 | I-275 Express Lanes                                     | Pinellas County Line          | SR 694/Gandy Boulevard   | Public Workshops Scheduled; CST planned in the Cost Feasible LRTP for FY FY 2020-25                          | FY 2014/15   |

## SURFACE TRANSPORTATION PROGRAM (STP) HIGHWAY PROJECT PRIORITIES

**STP POLICY STATEMENT:** It is the policy of the MPO that STP funds shall be provided for the following prioritized list of projects in the most expeditious manner possible, emphasizing that improvements be done on an incremental basis.

|           |   |                      |                      |  |  |
|-----------|---|----------------------|----------------------|--|--|
| <b>17</b> | US 19/SR 55 (including Tarpon Interchange)  | South of Lake Street | Pinellas Trail       | CST planned in the Cost Feasible LRTP for FY 2031-40 | FY 2014/15<br><br>Corridor priority since FY 1988/89 |
| <b>18</b> | SR 694/ Gandy Boulevard   | East of 4th Street   | West of Gandy Bridge | CST planned in the Cost Feasible LRTP for FY 2031-40 | FY 2014/15<br><br>Corridor priority since FY 1988/89 |
| <b>19</b> | Systems and Operations Planning Funds   | N/A                  | N/A                  | N/A  | N/A  |
| <b>20</b> | Pinellas County Transportation Systems Management and Operations Priority Projects Countywide | N/A                  | N/A                  | N/A  | N/A  |

**Notes:**

- 1) DSB = Design-Build (combines construction and design/preliminary engineering phases to reduce costs and expedite construction); PD&E-Project Development and Environment; DGN-Design; ROW-Right of Way; CST-Construction; ENV-Environmental; FY-Fiscal Year; TIP-Transportation Improvement Program; LRTP-Long Range Transportation Plan; CMAQ-Congestion Mitigation and Air Quality Improvement Program
- 2) Project #19 is intended for recurring annual funding of \$350,000. This annual allotment will be set aside as higher priority projects are considered in the development of the annual FDOT Work Program
- 3) Project #20 is intended for recurring annual funding of \$1-5 million for countywide Pinellas County Congestion Management, Operations and Safety Project Priorities. This annual allotment will be set aside as higher priority projects are considered in the development of the annual FDOT Work Program

## CONGESTION MANAGEMENT, OPERATIONS AND SAFETY PROJECT PRIORITIES FOR STATE ROADS

| PRIORITY | PROJECT  | FROM   | TO                         | STATUS   |
|----------|--|--|----------------------------|--|
| 1        | <b>US 19/SR 55</b>   | <b>54<sup>TH</sup> Avenue South</b>                    | <b>Pasco County Line</b>   | No update  |
|          | <ul style="list-style-type: none"> <li>US 19/SR 55 (intersection improvements)</li> </ul>                        | at 54 <sup>th</sup> Avenue South                       | N/A                        | No update  |
|          | <ul style="list-style-type: none"> <li>US 19/SR 55 (signal timing improvements)</li> </ul>                       | at 22 <sup>nd</sup> Avenue North                       | N/A                        | No update  |
|          | <ul style="list-style-type: none"> <li>US 19/SR 55 (freight improvements)</li> </ul>                             | at 54 <sup>th</sup> and 64 <sup>th</sup> Avenues North | N/A                        | No update  |
|          | <ul style="list-style-type: none"> <li>US 19/SR 55 (intersection improvements)</li> </ul>                        | at Park Boulevard                                      | N/A                        | PD&E for interchange improvements at US 19 (SR 55) and SR 694 (Gandy Blvd) scheduled in the TIP for FY 2015/16 (FPN 4359141) and PE scheduled in the TIP for FY 2017/18, FPN 4359142         |
|          | <ul style="list-style-type: none"> <li>US 19/SR 55 (pedestrian/transit access improvements)</li> </ul>           | 54 <sup>th</sup> Avenue North                          | Pasco County Line          | Study underway   |
| 2        | <b>Alternate US 19</b>   | <b>Park Street/Starkey Road</b>                        | <b>Pasco County Line</b>   |  |
|          | <ul style="list-style-type: none"> <li>Alternate US 19/SR 595</li> </ul>   | Park Street/Starkey Road                               | Belleair Road              | FDOT Corridor Study I/PD&E scheduled in the TIP for FY 2017/18 from Park St N to Belleair Rd, FPN 4359091  |
|          | <ul style="list-style-type: none"> <li>Alternate US 19/SR 595</li> </ul>   | Belleair Road  | Pinellas/Pasco County Line | FDOT Corridor Study II/PD&E scheduled in the TIP for FY 2016/17 from Belleair Rd to Pinellas/Pasco County Line, FPN 4359092  |
|          | <ul style="list-style-type: none"> <li>Alternate US 19/SR 595 (pedestrian/transit access improvement)</li> </ul> | at the Florida Avenue intersection                     | N/A                        | Pinellas County is working with FDOT on a crossing design. A traffic signal and intersection improvements are scheduled in the TIP for FY 2015/16 at Nebraska Ave north of this intersection |

## CONGESTION MANAGEMENT, OPERATIONS AND SAFETY PROJECT PRIORITIES FOR STATE ROADS *(Continued)*

| PRIORITY | PROJECT  | FROM                          | TO                            | STATUS   |
|----------|--|-------------------------------|-------------------------------|--|
| 3        | East Bay Drive   | US 19/SR 55                   | Belcher Road                  | 2011 safety audit completed on East Bay Drive at Belcher Road. 2012 safety audit completed on East Bay Drive and US 19 |
| 4        | Park Boulevard<br>(pedestrian/transit access improvements) | 49 <sup>th</sup> Street North | 66 <sup>th</sup> Street North | FDOT Transit/Pedestrian Access Study at 49 <sup>th</sup> Street underway   |
| 5        | Drew Street (eastbound left turn storage lanes)            | at Betty Lane                 | N/A                           | No update  |

**Notes:**

- 1) At its September 10, 2014 meeting, the MPO added congestion management, operations and safety projects for State Highway System roads to the STP Priority List for the purpose of qualifying for STP funds.
- 2) Due to an incorrect data collection location, the segment of NE Coachman Road between Drew Street and Old Coachman Road was removed from the priority list. Further analysis of the new traffic data has found no significant duration of congestion for this segment. Bicycle and pedestrian safety issues will be mitigated with intersection improvements and widening project.
- 3) PD&E-Project Development and Environment; PE-Preliminary Engineering; FY-Fiscal Year; TIP-Transportation Improvement Program; LRTP-Long Range Transportation Plan; FDOT-Florida Department of Transportation

**PINELLAS COUNTY MPO FY 2016/17 - 2020/21**  
**CONGESTION MANAGEMENT, OPERATIONS AND SAFETY PROJECT PRIORITIES FOR NON-STATE ROADS**

| PRIORITY | PROJECT   | FROM                           | TO                       | STATUS  |
|----------|---|--------------------------------|--------------------------|---|
| 1        | Park Boulevard (Corridor Plan, safety and intersection improvements)                                    | 113 <sup>th</sup> Street North | Seminole Boulevard       | Corridor study planned in FY 15/16  |
| 2        | 22 <sup>nd</sup> Avenue North (intersection and corridor improvements)                                  | 34 <sup>th</sup> Street North  | I-275                    | Intersection improvement at I-275 under construction, FPN: 4331111  |
| 3        | 54 <sup>th</sup> Avenue South (intersection improvements)   | 28 <sup>th</sup> Street        | 41 <sup>st</sup> Street  | Intersection improvement at 31 <sup>st</sup> Street under construction, FPN: 4337871                                    |
| 4        | McMullen Booth Road   | Gulf-to-Bay Boulevard          | Tampa Road               | Monitoring congestion levels and crashes along the corridor   |
| 5        | East Lake Road (RSA)  | Tarpon Woods                   | Keystone Road            | Pinellas County will program the recommended Roadway Safety Assessment improvements during the next resurfacing project |
| 6        | Belleair Road   | US 19                          | Keene Road               | Study planned pending opening of interchange at U.S. 19   |
| 7        | 102 <sup>nd</sup> Avenue North (develop a Corridor Plan)  | Seminole Boulevard             | 113 <sup>th</sup> Street | Construction planned in Pinellas County's Capital Improvement Program for 2022/23, Project number 2107A                 |
| 8        | Indian Rocks Road (RSA to be conducted)   | Walsingham Road                | West Bay Drive           | LRTP unfunded project   |
| 9        | 62 <sup>nd</sup> Avenue North (bring corridor up to urban standards including bike lanes and sidewalks) | 49 <sup>th</sup> Street        | 66 <sup>th</sup> Street  | LRTP unfunded project   |
| 10       | Nursery Road (bring corridor up to urban standards including bike lanes and sidewalks)                  | Highland Avenue                | US 19                    | LRTP unfunded project   |
| 11       | Starkey Road (intersection improvements)  | at Park Boulevard              | N/A                      | CST scheduled in FY 15/16, FPN: 4371381   |

Notes: 1) FPN = Financial Project Number; PE = Preliminary Engineering ; CST = Construction; TIP = Transportation Improvement Program; LRTP = Long Range Transportation Plan; RSA = Roadway Safety Audit; FY=Fiscal Year; PD&E=Project Development and Environment

2) The MPO did not add non-State Highway System roads to this list to be funded using STP funds. Non-State Highway System roads have been added to this list for the purpose of qualifying for funding opportunities other than STP funds.

**TMA Leadership Group**

Regional Priorities - Approved June 5, 2015

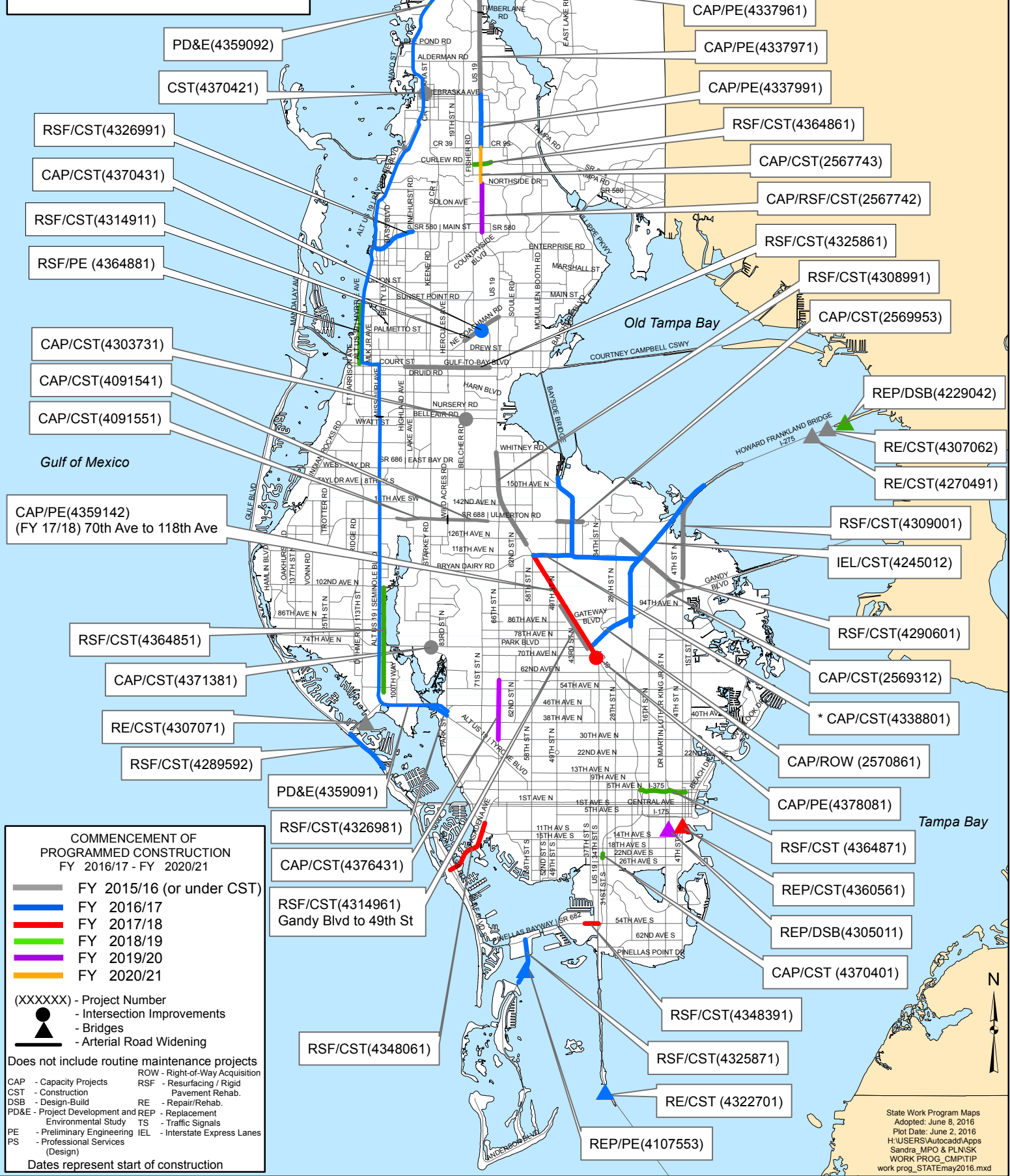
|                         |  | Project Name   | Project Description   | Phase Requested  | Status                                       |
|-------------------------|--|--|---|--|--|
| <b>ALREADY FUNDED</b>   |  | <b>Howard Frankland Bridge</b>   | Bridge Replacement with Transit and Express Lanes   | TBX Bus Annual Operations                                | CST Funded 2019                              |
|                         |  | <b>118th Ave Expressway</b>  | Gateway Express   | No requests at this time                                 | CST Funded 2017                              |
| <b>"TOP 5" REQUESTS</b> |  | <b>TBX* Phase 1</b>  |   |  | PE Funded 2019                               |
|                         |  | I-275 @ SR 60  | Interchange Modification  | CST  | ROW Funded 2016-19                           |
|                         |  | I-275 From SR 60 to N. Boulevard   | TBX* with Express Bus   | PE & CST   | PD&E Underway                                |
|                         |  | I-275 From 4th Street to Gandy Blvd.   | TBX* with Express Bus Connection to Downtown St. Pete   | PE & CST, Gateway Transit Center PD&E                    | PD&E Underway                                |
|                         |  | I-4 From 22nd St to CR 579   | TBX* with Express Bus   | PE & CST   | PD&E Underway                                |
|                         |  | I-275 @ I-4  | Interchange Modification  | CST  | Re-eval Underway                             |
|                         |  | I-275 From Osborne Ave to Bearss Ave   | TBX* with Express Bus   | PE & CST, Fletcher Transit Ctr PD&E                      | PD&E Underway                                |
|                         |  | I-4 from east of I-75 to Polk Parkway  | TBX* with Express Bus   | PD&E   |  |
|                         |  | I-75 From US 301 to Fowler Ave   | TBX* with Express Bus   | PE & CST   | PD&E Complete                                |
|                         |  | I-75 From SR 674 to US 301   | TBX* with Express Bus   | PE & CST   | PD&E Complete                                |
|                         |  | <b>Westshore Multimodal Center &amp; Connections to Downtown &amp; Airport</b> | Intermodal Center   | PE, ROW, CST   | Site Selection Underway                      |
|                         |  |  | People Mover Connection to Airport  |  |  |
|                         |  |  | Modern Street Car Extension   | PE for extension to Marion Transit Ctr                   | PD&E funded for extension to MTC             |
|                         |  | <b>US 41 CSX Rail Corridor</b>   | Commuter Transit  | Corridor Study/PDE                                       | CSX-FDOT MOU for joint use pending           |
|                         |  | <b>Regional Farebox System</b>   | Standard Fare Payment Media Across Counties   | CST  | Partially funded                             |
|                         |  | <b>Duke Energy Trail</b>   | North Gap: John Chesnut Park to Brighthouse Networks Field; South Gap: Belleair Rd to San Martin Bridge | Design & CST   | Partially funded                             |
|                         |  |  |   |  |  |
|                         |  | <b>SR 54/56 Corridor from US19 to US301</b>                                    | Multimodal Corridor Assessment  | Park & Ride SR 56; ROW at SR 54/US 41; CST at SR 56/I-75 | Corridor Assessment Study in FY15/16         |
|                         |  | <b>US 19 north of SR 580 to Pasco County</b>                                   | Partially Controlled Access   | PE & CST   | Some segments funded                         |
|                         |  | <b>Ridge Road Extension from Moon Lake Rd to US 41</b>                         | New Road Extension  | No requests at this time                                 | Environmental Permitting Underway            |
|                         |  | <b>New Tampa (East-West Road) from I-275 to Commerce Park</b>                  | New Toll Road   | CST  | ROW Acquired                                 |
|                         |  | <b>Rapid Bus Connection to Beaches</b>   | BRT service from Downtown St. Pete to St. Pete Beach  | PD&E   |  |
|                         |  | Central Avenue BRT   | Express Bus Service from Clearwater Beach to Dtn. Tampa   | CST of Center; Bus Operations                            | Clearwater Intermodal Center - design funded |
|                         |  | PSTA 60x   |   |  |  |

\*New Express Toll Lanes with Dynamic Pricing

## **Section 3: FDOT Five Year Work Program**



# STATE FIVE YEAR ROAD, INTERSECTION AND BRIDGE IMPROVEMENTS FY 2016/17 - FY 2020/21



**SUMMARY TABLE OF ROAD PROJECTS IN THE  
STATE FIVE YEAR WORK PROGRAM  
FY 2016/17 - 2020/21**

| PROJECT NUMBER | LOCATION   | PROJECT DESCRIPTION                              | STATUS            |
|----------------|--|--|-------------------|
| 4338801        | Gateway Express/118 <sup>th</sup> Ave N/CR 296 (Future 690) from US 19 (SR 55) to E of 28 <sup>th</sup> St N | New Road Construction<br>6 to 8 lanes            | CST 2016/17       |
| 4326981        | Alt US 19 (SR 595) from S of Park St to Long Bayou Bridge  | Resurfacing                                      | CST 2016/17       |
| 4364881        | Alt US 19 (SR 595)N and S Myrtle Ave from SR 60/Chesnut to Mohawk St   | Resurfacing                                      | CST added 2018/19 |
| 4364871        | Alt US 19 (SR 595)/4 <sup>th</sup> Ave N from 5 <sup>th</sup> Ave N to 3 <sup>rd</sup> St N                  | Resurfacing                                      | CST added 2018/19 |
| 4364851        | Alt US 19 (SR 595)/Seminole Blvd from S of 53 <sup>rd</sup> Ave N to N of 100 <sup>th</sup> Terr             | Resurfacing                                      | CST added 2018/19 |
| 4322701        | I-275 (SR 93) Sunshine Skyway Bridge   | Bridge Repair/Rehabilitation                     | CST 2016/17       |
| 4091551        | SR 688 (Ulmerton Rd) from Lake Seminole Bypass Canal to Wild Acres Rd  | Add Lanes & Reconstruction<br>4 to 6 lanes       | CST underway      |
| 4326991        | SR 580 (Main St) from Alt US 19 (SR 595) to W of Pinehurst Rd  | Resurfacing                                      | CST 2016/17       |
| 4325861        | SR 60 (Gulf-to-Bay)/Court St S from Highland Ave to Bypass Drive   | Resurfacing                                      | CST 2015/16       |
| 4314911        | SR 590 (NE Coachman Rd) from W of Marilyn St to E of Audrey Dr   | Resurfacing                                      | CST underway      |
| 2567742        | US 19 (SR 55) from N of SR 580 (Main St) to Northside Dr   | Add Frontage Roads, Reconstruction & Resurfacing | CST 2019/20       |
| 4091541        | SR 688 (Ulmerton Rd) from Wild Acres Rd to El Centro/Ranchero  | Add Lanes & Reconstruction<br>4 to 6 lanes       | CST underway      |
| 4308991        | US 19 (SR 55) from N of Cross Bayou Canal to N of Whitney Rd   | Resurfacing                                      | CST underway      |
| 4370401        | I-275 (SR 93) from SB I-275 exit ramp to 22 <sup>nd</sup> Ave S  | Interchange Improvement                          | CST added 2018/19 |
| 4290601        | SR 686 (Roosevelt Blvd) from 28 <sup>th</sup> St N to N of Gandy Blvd  | Resurfacing                                      | CST 2015/16       |

**SUMMARY TABLE OF ROAD PROJECTS IN THE  
STATE FIVE YEAR WORK PROGRAM  
FY 2016/17 - 2020/21**

| PROJECT NUMBER     | LOCATION  | PROJECT DESCRIPTION                        | STATUS                               |
|--------------------|---|--|--------------------------------------|
| 4325871            | SR 679 (Pinellas Bayway) from N end of Boca Ciega Bridge to SR 682 (54th Ave S)   | Resurfacing                                | CST deferred from 2015/16 to 2016/17 |
| 4376431            | SR 693/66 <sup>th</sup> St N from 30 <sup>th</sup> Ave N to 58 <sup>th</sup> Ave N  | Add Turn Lanes                             | CST added 2019/20                    |
| 4348061            | SR 693 (Pasadena Ave) from SR 691 (Blind Pass Rd) to Park St  | Resurfacing                                | CST 2017/18                          |
| 2569312            | SR 694 (Gandy Blvd) from W of 9 <sup>th</sup> St N to E of 4 <sup>th</sup> St N<br>Kt amt: \$84M (60% earned)<br>Began Jan 2014<br>Completion: Aug 2016 | Add Lanes & Reconstruction                 | CST underway                         |
| 2570861            | SR 694 (Gandy Blvd) from E of US 19 (SR55) to E of I-275 (SR93)   | Add Lanes & Reconstruction                 | ROW 2016/17                          |
| 4270491<br>4324351 | I-275 (SR 93) SB Howard Frankland Bridge  | Bridge Repair/Rehabilitation               | CST underway                         |
| 4107553            | SR 679 (Pinellas Bayway) Structure E Intercoastal Waterway  | Bridge Replacement                         | PE advanced from 2019/20 to 2016/17  |
| 4348391            | SR 682 (Pinellas Bayway) from US 19 (SR 55) to 41 <sup>st</sup> St S  | Resurfacing                                | CST 2017/18                          |
| 2569953            | SR 688 (Ulmerton Rd) from E of 49 <sup>TH</sup> St to W of 38 <sup>TH</sup> St N  | Add Lanes & Reconstruction<br>4 to 6 lanes | CST underway                         |
| 4307062            | I-275 (SR 93) NB Howard Frankland Bridge  | Bridge Repair/Rehabilitation               | CST underway                         |
| 4309001            | SR 687 (4 <sup>th</sup> St N) from 106 <sup>TH</sup> Ave N to E of Big Island Gap   | Resurfacing                                | CST underway                         |
| 4303731            | Belcher Rd at Belleair Rd   | Intersection Improvements                  | CST underway                         |
| 4314961            | US 19 (SR 55) from SR 694 (Gandy Blvd) to 49 <sup>th</sup> St N   | Resurfacing                                | CST underway                         |
| 4307071            | SR 666 (Tom Stuart Causeway) at the Tom Stuart Causeway Bridge  | Bridge Repair/Rehabilitation               | CST underway                         |
| 4289592            | SR 699 (Gulf Blvd) from S of 131 <sup>st</sup> Ave to S of SR 666 (Tom Stuart Causeway)   | Resurfacing                                | CST added to 2016/17                 |

**SUMMARY TABLE OF ROAD PROJECTS IN THE  
STATE FIVE YEAR WORK PROGRAM  
FY 2016/17 - 2020/21**

| <b>PROJECT<br/>NUMBER</b> | <b>LOCATION</b>   | <b>PROJECT<br/>DESCRIPTION</b>                 | <b>STATUS</b>                         |
|---------------------------|---|--|---------------------------------------|
| 2567743                   | US 19 (SR 55) from Northside Dr to North of CR 95 (Curlew Rd Interchange)                   | Add Lanes, Reconstruction and New Interchange  | CST added 2020/21                     |
| 4348071                   | US 19 (SR 55) from S of Live Oak St to N of Brittany Park Blvd                              | Resurfacing                                    | CST 2016/17                           |
| 4305011                   | Dr Martin Luther King Jr St N from 7 <sup>th</sup> Ave S to 8 <sup>th</sup> Ave S           | Bridge Replacement                             | CST 2019/20                           |
| 4229042                   | I-275 (SR 93) NB Howard Frankland Bridge  | Bridge Replacement                             | DSB 2018/19                           |
| 4359091                   | Alt US 19 (SR 595) Corridor Study I from Park St N to Belleair Rd                           | PD&E Study I                                   | PD&E advanced from 2017/18 to 2016/17 |
| 4359092                   | Alt US 19 (SR 595) Corridor Study II from Belleair Rd to Pinellas/Pasco County Line         | PD&E Study II                                  | PD&E 2016/17                          |
| 4359142                   | US 19 (SR 55) from 70 <sup>th</sup> Ave to SR 690/118 <sup>th</sup> Ave                     | Interchange Improvements                       | PE 2017/18                            |
| 4378081                   | 70 <sup>th</sup> Ave N from US 19 (SR 55) to Cypress Terrace                                | Interchange Improvements                       | CST added 2017/18                     |
| 4337991                   | US 19 (SR 55) from N of CR 95 to N of Nebraska Ave (Tampa Rd and Nebraska Ave Interchanges) | Add Lanes, Reconstruction and New Interchanges | PE 2016/17                            |
| 4337971                   | US 19 (SR 55) from N of Nebraska Ave to S of Timberlane Rd (Alderman Interchange)           | Add Lanes and Reconstruction                   | PE 2015/16                            |
| 4337961                   | US 19 (SR 55) from S of Timberlane Rd Ave to S of Lake St (Klosterman Interchange)          | Add Lanes, Reconstruction and New Interchange  | PE 2015/16                            |
| 4360111                   | Keystone Rd from E of East Lake Rd/CR 611 to the Pinellas/Hillsborough County Line          | Pave Shoulders                                 | CST deferred from 2015/16 to 2016/17  |
| 4360561                   | Brooker Creek Bridge from 10 <sup>th</sup> Ave S to 11 <sup>th</sup> Ave S                  | Bridge Replacement                             | CST 2017/18                           |
| 4364861                   | SR 586 (Curlew Rd) from E of Fisher Rd to W of Tally Dr/69 <sup>th</sup> St N               | Resurfacing                                    | CST deferred from 2017/18 to 2018/19  |
| 4370421                   | Alt US 19 (SR 595) at Nebraska Ave  | Traffic Signals                                | CST 2015/16                           |
| 4370431                   | NE Coachman Rd and Old Coachman Rd  | Intersection Improvements                      | CST 2016/17                           |
| 4245012                   | I-275 (SR 93) from S of Gandy Blvd (SR 694) to N of 4 <sup>th</sup> St N                    | Interstate Express Lanes                       | CST advanced from 2019/20 to 2016/17  |

**SUMMARY TABLE OF ROAD PROJECTS IN THE  
STATE FIVE YEAR WORK PROGRAM  
FY 2016/17 - 2020/21**

| PROJECT<br>NUMBER | LOCATION                         | PROJECT<br>DESCRIPTION       | STATUS      |
|-------------------|----------------------------------|------------------------------|-------------|
| 4371381           | CR 694 (Park Blvd) at Starkey Rd | Intersection<br>Improvements | CST 2015/16 |

Notes:

- 1) DSB = Design-Build (combines construction and design/preliminary engineering phases to reduce costs and expedite construction); CST = Construction; PE = Preliminary Engineering; ROW = Right-of-Way; PD&E = Project Development and Environment study. Status column of shaded projects indicates change from previous year TIP.
- 2) This project summary table does not include projects such as landscaping, drainage work, railroad crossings and routine maintenance and repairs.
- 3) This table is presented as a summary version of the FY 2016/17 – 2020/21 State Five Year Work Program as of April 06, 2016.



# STATE FIVE YEAR WORK PROGRAM ITS/ATMS PROJECTS FY 2016/17 - FY 2020/21

ATMS (4348901)  
(Cnty Line to Court St.)

ITS (4335811)

ATMS (4348911)  
(Court St. to 66th St. )

ITS (4335821)

ATMS (4290681)

ITS/CST (4245073)

ITS/CST (4370471)

## COMMENCEMENT OF PROGRAMMED CONSTRUCTION FY 2016/17 - FY 2020/21

- FY 2015/16 (or under CST)
- FY 2016/17
- FY 2017/18
- FY 2018/19
- FY 2019/20
- FY 2020/21

(XXXXXX) - Project Number  
■■■■■ - ITS/ATMS Installation

ITS - Intelligent Transportation Systems  
ATMS - Advanced Transportation Management Systems  
PD&E - Project Development and Environmental Study  
PE - Preliminary Engineering

Dates represent start of construction

Tampa Bay



**SUMMARY TABLE OF INTELLIGENT TRANSPORTATION SYSTEM (ITS)  
PROJECTS IN THE STATE FIVE YEAR WORK PROGRAM  
FY 2016/17 - 2020/21**

| PROJECT NUMBER | LOCATION   | PROJECT DESCRIPTION            | STATUS                               |
|----------------|--|--------------------------------|--------------------------------------|
| 4335801        | Starkey Rd from Tyrone Blvd to SR 60 (Gulf-to-Bay Blvd)  | ITS Communication System       | Moved out of Work Program            |
| 4245073        | Courtney Campbell Causeway (SR 60) from McMullen Booth Rd to the Pinellas/Hillsborough County Line | ITS Freeway Management         | DSB advanced from 2017/18 to 2016/17 |
| 4335811        | (CR 1) Keene Rd from SR 60 to Alderman Rd  | ITS Communication System       | CST deferred from 2015/16 to 2016/17 |
| 4335821        | 113th St from 54 <sup>th</sup> Ave N to West Bay Drive   | ITS Communication System       | CST underway                         |
| 4245326        | Pedestrian Crosswalk Enhancement – Rectangular LED Rapid Flashing Beacons (Multiple Locations)     | Traffic Control Devices/System | CST underway                         |
| 4348901        | Alternate US 19 N (SR 595) from SR 60 to Pasco County Line   | ATMS                           | CST 2016/17                          |
| 4348911        | Alternate US 19 S (SR 595) from 66 <sup>th</sup> St N to SR 60                                     | ATMS                           | CST 2016/17                          |
| 4290681        | Gulf Blvd at SR682/107th Ave/Park Blvd SR688/Belleair Causeway                                     | ATMS                           | CST underway                         |
| 4366781        | I-275 (SR 93)/I-375/Bayshore Dr (Downtown St. Petersburg)  | ITS Communication System       | CST 2017/18                          |
| 4370451        | SR 699 (Gulf Blvd) and CR 150 (107 <sup>th</sup> Ave)  | ITS Communication System       | CST 2018/19                          |
| 4370461        | Phase 3 ATMS (various locations)   | ATMS                           | PE 2015/16                           |
| 4370471        | CR 611 (49 <sup>th</sup> St N) from 46 <sup>th</sup> Ave N to SR 60                                | ITS Communication System       | CST 2018/19                          |

**Notes:**

- 1) DSB = Design-Build (combines construction and design/preliminary engineering phases to reduce costs and expedite construction); CST = Construction; PE = Preliminary Engineering; ATMS = Arterial Traffic Management Systems; ITS = Intelligent Transportation Systems; Status column of shaded projects indicates change from previous year TIP.
- 2) This project summary table does not include projects such as drainage work, landscaping, railroad crossings and routine maintenance and repairs.
- 3) This table is presented as a summary version of the FY 2016/17 – 2020/21 State Five Year Work Program as of April 06, 2016.
- 4) Projects not shown on corresponding State Five Year Work Program ITS/ATMS Projects FY 2016/17 – FY 2020/21 map: I-275 (SR 93)/I-375/Bayshore Dr (Downtown St. Petersburg) (FPN 4366781); Pedestrian Crosswalk Enhancement – Rectangular LED Rapid Flashing Beacons (Multiple Locations) (FPN 4245326); SR 699 (Gulf Blvd) and CR 150 (107<sup>th</sup> Ave)(FPN 4370451).

# STATE FIVE YEAR WORK PROGRAM BICYCLE/PEDESTRIAN PROJECTS FY 2016/17 - FY 2020/21

SIDEWALK (4245643)

BIKE PATH/TRAIL (4286011)

BIKE PATH/TRAIL (4286012)

BIKE PATH/TRAIL (4325801)

BIKE PATH/TRAIL (4344961)

SIDEWALK (4245329)

SIDEWALK (4245644)

BIKE PATH/TRAIL (4157431)

PD&E (4359101)

BIKE PATH/TRAIL (4357181)

SIDEWALK (4348072)

BIKE PATH/TRAIL (4157387)

SIDEWALK (4245642)

SIDEWALK (4245647)

PED OVERPASS/PE (2568815)

SIDEWALK (4245646)

SIDEWALK (4344971)

BIKE PATH/TRAIL (4245328)

SIDEWALK (4378071)

BIKE PATH/TRAIL (4245321)

COMMENCEMENT OF  
PROGRAMMED CONSTRUCTION  
FY 2016/17 - FY 2020/21

- FY 2015/16 (or under CST)
- FY 2016/17
- FY 2017/18
- FY 2018/19
- FY 2019/20
- FY 2020/21

- (XXXXXX) - Project Number
- Trail Bike/Ped Construction
- Existing Pinellas Trail
- Ped Overpass/Underpass
- Sidewalk
- PD&E - Project Development and Environmental Study
- PE - Preliminary Engineering
- PED - Pedestrian

Dates represent start of construction



**SUMMARY TABLE OF BICYCLE/PEDESTRIAN  
PROJECTS IN THE STATE FIVE YEAR WORK PROGRAM  
FY 2016/17 - 2020/21**

| PROJECT NUMBER | LOCATION  | PROJECT DESCRIPTION        | STATUS                               |
|----------------|---|----------------------------|--------------------------------------|
| 4157431        | Treasure Island Causeway/Fred Marquis Pinellas Trail Connection (linking the west end of Treasure Lane to the existing Fred Marquis Pinellas Trail)                                   | Bike Path/Trail            | CST advanced from 2017/18 to 2015/16 |
| 4348072        | US 19 ( SR 55) from S of Live Oak St to N of Brittany Park Blvd   | Sidewalk                   | CST added 2016/17                    |
| 4245329        | Citywide Sidewalk and Trails Initiative (Adrian Ave and Gladys St)  | Sidewalk                   | CST underway                         |
| 4325801        | Druid Trail from S Betty Lane to the Duke Energy Trail  | Bike Path/Trail            | CST 2016/17                          |
| 4157387        | Oldsmar Trail Phase 6 Extension along Douglas Rd between Racetrack Rd and Tampa Rd  | Shared Use Bike Path/Trail | CST 2018/19                          |
| 4344971        | Sexton Elementary School – sidewalk along 19 <sup>th</sup> St N from 38 <sup>th</sup> Ave N to 52 <sup>nd</sup> Ave N   | Sidewalk                   | CST 2018/19                          |
| 4286011        | Michigan Blvd Multi-Use Trail from the Fred Marquis Pinellas Trail to CR 1  | Shared Use Bike Path/Trail | CST 2017/18                          |
| 4245321        | City of Saint Petersburg Bicycle Facilities <sup>2</sup> – Phase II (Bayshore Dr SE from the Fred Marquis Pinellas Trail to Dali Blvd/5 <sup>th</sup> Ave S to 1 <sup>st</sup> Ave S) | Bike Path/Trail            | CST underway                         |
| 4245328        | 30 <sup>th</sup> Ave N from 58 <sup>th</sup> St N to Dr Martin Luther King Jr St N  | Bike Path/Trail            | CST underway                         |
| 4245642        | Hercules Ave/Greenbriar Blvd (Phase I) from Sunset Point Rd to Belcher Rd   | Sidewalk                   | CST 2015/16                          |
| 4245647        | Hercules Ave/Greenbriar Blvd (Phase II) from Sherwood St to Sunset Point Rd   | Sidewalk                   | CST 2017/18                          |
| 4245643        | CR 1 (Keene Rd) from SR 580 (Main St) to SR 586 (Curlew Rd)   | Sidewalk                   | CST underway                         |
| 4245644        | CR 694 (Park Blvd) from Starkey Rd to 66 <sup>th</sup> St N   | Sidewalk                   | CST 2016/17                          |
| 4245646        | Haines Bayshore Rd from US 19 N to Sunrise Blvd   | Sidewalk                   | CST deferred from 2015/16 to 2017/18 |

**SUMMARY TABLE OF BICYCLE/PEDESTRIAN  
PROJECTS IN THE STATE FIVE YEAR WORK PROGRAM  
FY 2016/17 - 2020/21**

| PROJECT NUMBER | LOCATION  | PROJECT DESCRIPTION                            | STATUS            |
|----------------|---|--|-------------------|
| 4245651        | Fred Marquis Pinellas Trail Extension Landscaping (Fred Marquis Pinellas Trail at Central Ave W to Bayshore Dr) | Bike Path/Trail Landscaping                    | DSB underway      |
| 4378071        | SR 687/3 <sup>rd</sup> St N/4 <sup>th</sup> St N from 5 <sup>th</sup> Ave S to 5 <sup>th</sup> Ave N            | Sidewalk                                       | CST added 2018/19 |
| 2568815        | US 19 (SR 55) (N of Harn Blvd)  | Pedestrian Overpass                            | PE added 2016/17  |
| 4286012        | San Christopher Dr from the Fred Marquis Pinellas to CR 1   | Shared Use Bike Path/Trail                     | CST added 2018/19 |
| 4344961        | West Bay Dr Pinellas Trail Gateway (from Washington Ave to 4 <sup>th</sup> Ave SW)                              | Shared Use Bike Path/Trail                     | CST added 2018/19 |
| 4359101        | SR 595 (Pasadena Ave S) Corridor Study from Shore Dr S to Gulfport Blvd S                                       | PD&E Study for Bicycle/Pedestrian Improvements | PD&E 2016/17      |
| 4357181        | Tri-County Trail (from East Lake Rd/CR 611 at Keystone Rd to the Pasco County Line                              | Shared Use Bike Path/Trail                     | CST underway      |

**Notes:**

- 1) DSB = Design-Build (combines construction and design/preliminary engineering phases to reduce costs and expedite construction); CST = Construction; PE = Preliminary Engineering; PD&E = Project Development and Environment; SRTS = Safe Routes to School. Status column of shaded projects indicates change from previous year TIP.
- 2) The term "Bicycle Facilities" may include bicycle paths, trails and/or lanes.
- 3) This project summary table does not include projects such as drainage work, landscaping, railroad crossings and routine maintenance and repairs.
- 4) This table is presented as a summary version of the FY 2016/17 – 2020/21 State Five Year Work Program as of April 06, 2016.
- 5) Projects not shown on the corresponding FY 2016/17 – 2020/21 State Five Year Work Program map: Fred Marquis Pinellas Trail Extension Landscaping (Fred Marquis Pinellas Trail at Central Ave W to Bayshore Dr) (FPN 4245651).

**5 Year TIP****View 5 Year TIP Phase Grouping Crosswalk  
DISTRICT 7**

| Fund   | <2017      | 2017      | 2018      | 2019      | 2020      | 2021      | >2021      | All Years   |
|--|------------|-----------|-----------|-----------|-----------|-----------|------------|-------------|
| HIGHWAYS   |            |           |           |           |           |           |            |             |
| Item Number: 000101 1 Project Description: <b>TOLL OPERATIONS SUNSHINE SKYWAY *SIS*</b>                                    |            |           |           |           |           |           |            |             |
| District: 07 County: PINELLAS Type of Work: TOLL PLAZA Project Length: 4.288   |            |           |           |           |           |           |            |             |
| OPERATIONS / MANAGED BY FDOT <a href="#">Long Range Transportation Plan: Policy 4.2.1</a>                                  |            |           |           |           |           |           |            |             |
| D -UNRESTRICTED STATE<br>PRIMARY   | 89,204     | 0         | 0         | 0         | 0         | 0         | 0          | 89,204      |
| TO01 -SUNSHINE SKYWAY  | 67,811,649 | 5,210,351 | 5,314,854 | 5,369,364 | 5,369,364 | 5,369,364 | 26,939,979 | 121,384,925 |
| Item 000101 1 Totals:  | 67,900,853 | 5,210,351 | 5,314,854 | 5,369,364 | 5,369,364 | 5,369,364 | 26,939,979 | 121,474,129 |
| Project Total:   | 67,900,853 | 5,210,351 | 5,314,854 | 5,369,364 | 5,369,364 | 5,369,364 | 26,939,979 | 121,474,129 |
| Item Number: 000153 1 Project Description: <b>TOLL OPERATIONS PINELLAS BAYWAY *SIS*</b>                                    |            |           |           |           |           |           |            |             |
| District: 07 County: PINELLAS Type of Work: TOLL PLAZA Project Length: 1.016   |            |           |           |           |           |           |            |             |
| OPERATIONS / MANAGED BY FDOT <a href="#">Long Range Transportation Plan: Policy 4.2.1</a>                                  |            |           |           |           |           |           |            |             |
| TO03 -PINELLAS BAYWAY  | 31,376,879 | 3,410,965 | 3,517,466 | 3,562,286 | 3,561,936 | 3,561,936 | 11,346,744 | 60,338,212  |
| Item 000153 1 Totals:  | 31,376,879 | 3,410,965 | 3,517,466 | 3,562,286 | 3,561,936 | 3,561,936 | 11,346,744 | 60,338,212  |
| Project Total:   | 31,376,879 | 3,410,965 | 3,517,466 | 3,562,286 | 3,561,936 | 3,561,936 | 11,346,744 | 60,338,212  |
| Item Number: 256995 2 Project Description: <b>43RD ST N EXTENSION FROM CR 296 (118TH AVE N) TO 40TH STREET N *NON-SIS*</b> |            |           |           |           |           |           |            |             |
| District: 07 County: PINELLAS Type of Work: NEW ROAD CONSTRUCTION Project Length: .988                                     |            |           |           |           |           |           |            |             |
| RAILROAD & UTILITIES / MANAGED BY FDOT <a href="#">Long Range Transportation Plan: Map 5-1, Table 5-1, #1</a>              |            |           |           |           |           |           |            |             |
| -TOTAL OUTSIDE YEARS   | 195,275    | 0         | 0         | 0         | 0         | 0         | 0          | 195,275     |
| CONSTRUCTION / MANAGED BY FDOT   |            |           |           |           |           |           |            |             |
| -TOTAL OUTSIDE YEARS   | 6,911,770  | 0         | 0         | 0         | 0         | 0         | 0          | 6,911,770   |
| ENVIRONMENTAL / MANAGED BY FDOT  |            |           |           |           |           |           |            |             |
| -TOTAL OUTSIDE YEARS   | 51,999     | 0         | 0         | 0         | 0         | 0         | 0          | 51,999      |
| Item 256995 2 Totals:  | 7,159,044  | 0         | 0         | 0         | 0         | 0         | 0          | 7,159,044   |

**5 Year TIP****View 5 Year TIP Phase Grouping Crosswalk  
DISTRICT 7**

| Fund   | <2017             | 2017             | 2018     | 2019     | 2020              | 2021           | >2021    | All Years         |
|--|-------------------|------------------|----------|----------|-------------------|----------------|----------|-------------------|
| Item Number: 256774 2 Project Description: <b>US 19 (SR 55) FROM N OF SR 580 (MAIN ST) TO NORTHSIDE DR *SIS*</b>         |                   |                  |          |          |                   |                |          |                   |
| District: 07 County: PINELLAS Type of Work: ADD LANES & RECONSTRUCT Project Length: 1.028                                |                   |                  |          |          |                   |                |          |                   |
| Extra Description: RECONSTRUCT US 19 WITH FRONTAGE ROADS, GOES WITH SEGMENT 3  |                   |                  |          |          |                   |                |          |                   |
| <b>PRELIMINARY ENGINEERING / MANAGED BY FDOT</b> <a href="#">Long Range Transportation Plan: Map 5-1, Table 5-1, #22</a> |                   |                  |          |          |                   |                |          |                   |
| BRRP -STATE BRIDGE REPAIR & REHAB  | 104               | 0                | 0        | 0        | 0                 | 0              | 0        | 104               |
| DDR -DISTRICT DEDICATED REVENUE  | 44,212            | 0                | 0        | 0        | 0                 | 0              | 0        | 44,212            |
| DEMW -ENVIRONMEN MITIGATION-WETLANDS   | 657               | 0                | 0        | 0        | 0                 | 0              | 0        | 657               |
| DIH -STATE IN-HOUSE PRODUCT SUPPORT  | 69,509            | 0                | 0        | 0        | 0                 | 0              | 0        | 69,509            |
| DS -STATE PRIMARY HIGHWAYS & PTO   | 197,507           | 0                | 0        | 0        | 0                 | 0              | 0        | 197,507           |
| SA -STP, ANY AREA  | 1,173,888         | 0                | 0        | 0        | 0                 | 0              | 0        | 1,173,888         |
| SU -STP, URBAN AREAS > 200K  | 3,885,136         | 0                | 0        | 0        | 0                 | 0              | 0        | 3,885,136         |
| <b>RIGHT OF WAY / MANAGED BY FDOT</b>  |                   |                  |          |          |                   |                |          |                   |
| ACNP -ADVANCE CONSTRUCTION NHPP  | 5,536,300         | 701,930          | 0        | 0        | 0                 | 0              | 0        | 6,238,230         |
| DI -ST. - S/W INTER/INTRASTATE HWY   | 0                 | 458,870          | 0        | 0        | 0                 | 0              | 0        | 458,870           |
| DIH -STATE IN-HOUSE PRODUCT SUPPORT  | 80,000            | 100,000          | 0        | 0        | 0                 | 0              | 0        | 180,000           |
| SA -STP, ANY AREA  | 59,969            | 0                | 0        | 0        | 0                 | 0              | 0        | 59,969            |
| SU -STP, URBAN AREAS > 200K  | 2,031             | 0                | 0        | 0        | 0                 | 0              | 0        | 2,031             |
| <b>RAILROAD &amp; UTILITIES / MANAGED BY FDOT</b>  |                   |                  |          |          |                   |                |          |                   |
| LF -LOCAL FUNDS  | 0                 | 0                | 0        | 0        | 4,485,000         | 0              | 0        | 4,485,000         |
| <b>CONSTRUCTION / MANAGED BY FDOT</b>  |                   |                  |          |          |                   |                |          |                   |
| DDR -DISTRICT DEDICATED REVENUE  | 0                 | 0                | 0        | 0        | 55,650,893        | 126,318        | 0        | 55,777,211        |
| DIH -STATE IN-HOUSE PRODUCT SUPPORT  | 0                 | 0                | 0        | 0        | 1,363,069         | 0              | 0        | 1,363,069         |
| <b>Item 256774 2 Totals:</b>   | <b>11,049,313</b> | <b>1,260,800</b> | <b>0</b> | <b>0</b> | <b>61,498,962</b> | <b>126,318</b> | <b>0</b> | <b>73,935,393</b> |

**5 Year TIP****View 5 Year TIP Phase Grouping Crosswalk  
DISTRICT 7**

| Fund   | <2017             | 2017             | 2018     | 2019     | 2020              | 2021              | >2021          | All Years          |
|--|-------------------|------------------|----------|----------|-------------------|-------------------|----------------|--------------------|
| Item Number: 256774 3 Project Description: <b>US 19 (SR 55) FROM NORTHSIDE DR TO NORTH OF CR 95 *SIS*</b>                |                   |                  |          |          |                   |                   |                |                    |
| District: 07 County: PINELLAS Type of Work: ADD LANES & RECONSTRUCT Project Length: 1.282                                |                   |                  |          |          |                   |                   |                |                    |
| Extra Description: RECONST US19 W/FRONTAGE RDS, G/W SEG 2,NEW INTRCHNG @ CURLEW  |                   |                  |          |          |                   |                   |                |                    |
| <b>PRELIMINARY ENGINEERING / MANAGED BY FDOT</b> <a href="#">Long Range Transportation Plan: Map 5-6, Table 5-8, #26</a> |                   |                  |          |          |                   |                   |                |                    |
| BRRP -STATE BRIDGE REPAIR & REHAB  | 242               | 0                | 0        | 0        | 0                 | 0                 | 0              | 242                |
| DDR -DISTRICT DEDICATED REVENUE  | 5,806,573         | 0                | 0        | 0        | 0                 | 0                 | 0              | 5,806,573          |
| DEMW -ENVIRONMEN MITIGATION-WETLANDS   | 164               | 0                | 0        | 0        | 0                 | 0                 | 0              | 164                |
| DIH -STATE IN-HOUSE PRODUCT SUPPORT  | 52,872            | 0                | 0        | 0        | 0                 | 0                 | 0              | 52,872             |
| DS -STATE PRIMARY HIGHWAYS & PTO   | 329,791           | 0                | 0        | 0        | 0                 | 0                 | 0              | 329,791            |
| <b>RAILROAD &amp; UTILITIES / MANAGED BY FDOT</b>  |                   |                  |          |          |                   |                   |                |                    |
| LF -LOCAL FUNDS  | 0                 | 0                | 0        | 0        | 0                 | 4,485,000         | 0              | 4,485,000          |
| <b>CONSTRUCTION / MANAGED BY FDOT</b>  |                   |                  |          |          |                   |                   |                |                    |
| ACNP -ADVANCE CONSTRUCTION NHPP  | 0                 | 0                | 0        | 0        | 0                 | 32,098,194        | 0              | 32,098,194         |
| CM -CONGESTION MITIGATION - AQ   | 0                 | 0                | 0        | 0        | 0                 | 1,847,289         | 0              | 1,847,289          |
| DDR -DISTRICT DEDICATED REVENUE  | 0                 | 0                | 0        | 0        | 0                 | 7,053,751         | 0              | 7,053,751          |
| DIH -STATE IN-HOUSE PRODUCT SUPPORT  | 0                 | 0                | 0        | 0        | 0                 | 497,761           | 0              | 497,761            |
| SU -STP, URBAN AREAS > 200K  | 0                 | 0                | 0        | 0        | 0                 | 20,540,165        | 219,772        | 20,759,937         |
| <b>ENVIRONMENTAL / MANAGED BY FDOT</b>   |                   |                  |          |          |                   |                   |                |                    |
| DS -STATE PRIMARY HIGHWAYS & PTO   | 60,080            | 0                | 0        | 0        | 0                 | 0                 | 0              | 60,080             |
| <b>Item 256774 3 Totals:</b>   | <b>6,249,722</b>  | <b>0</b>         | <b>0</b> | <b>0</b> | <b>0</b>          | <b>66,522,160</b> | <b>219,772</b> | <b>72,991,654</b>  |
| <b>Project Total:</b>  | <b>17,299,035</b> | <b>1,260,800</b> | <b>0</b> | <b>0</b> | <b>61,498,962</b> | <b>66,648,478</b> | <b>219,772</b> | <b>146,927,047</b> |

Effective Date: 04/01/2016 Florida Department of Transportation Run: 04/06/2016 08.21.32

## 5 Year TIP

### View 5 Year TIP Phase Grouping Crosswalk DISTRICT 7

| Fund   | <2017             | 2017     | 2018     | 2019     | 2020     | 2021     | >2021    | All Years         |
|--|-------------------|----------|----------|----------|----------|----------|----------|-------------------|
| Item Number: 256994 1 Project Description: <b>SR 686 FROM E OF 40TH ST TO W OF 28TH ST *SIS*</b>   |                   |          |          |          |          |          |          |                   |
| District: 07 County: PINELLAS Type of Work: NEW ROAD CONSTRUCTION Project Length: .803             |                   |          |          |          |          |          |          |                   |
| <b>PRELIMINARY ENGINEERING / MANAGED BY FDOT</b> Long Range Transportation Plan: Completed         |                   |          |          |          |          |          |          |                   |
| -TOTAL OUTSIDE YEARS   | 4,322,911         | 0        | 0        | 0        | 0        | 0        | 0        | 4,322,911         |
| <b>RIGHT OF WAY / MANAGED BY FDOT</b>  |                   |          |          |          |          |          |          |                   |
| -TOTAL OUTSIDE YEARS   | 205,553           | 0        | 0        | 0        | 0        | 0        | 0        | 205,553           |
| <b>RAILROAD &amp; UTILITIES / MANAGED BY FDOT</b>  |                   |          |          |          |          |          |          |                   |
| -TOTAL OUTSIDE YEARS   | 52,640            | 0        | 0        | 0        | 0        | 0        | 0        | 52,640            |
| <b>CONSTRUCTION / MANAGED BY FDOT</b>  |                   |          |          |          |          |          |          |                   |
| -TOTAL OUTSIDE YEARS   | 17,541,039        | 0        | 0        | 0        | 0        | 0        | 0        | 17,541,039        |
| <b>ENVIRONMENTAL / MANAGED BY FDOT</b>   |                   |          |          |          |          |          |          |                   |
| -TOTAL OUTSIDE YEARS   | 6,122,395         | 0        | 0        | 0        | 0        | 0        | 0        | 6,122,395         |
| <b>Item 256994 1 Totals:</b>   | <b>28,244,538</b> | <b>0</b> | <b>0</b> | <b>0</b> | <b>0</b> | <b>0</b> | <b>0</b> | <b>28,244,538</b> |
| Item Number: 256994 2 Project Description: <b>SR 686 FROM NB I-275 (RAMP P) TO WB SR 686 *SIS*</b> |                   |          |          |          |          |          |          |                   |
| District: 07 County: PINELLAS Type of Work: NEW ROAD CONSTRUCTION Project Length: 1.229            |                   |          |          |          |          |          |          |                   |
| <b>PRELIMINARY ENGINEERING / MANAGED BY FDOT</b> Long Range Transportation Plan: Completed         |                   |          |          |          |          |          |          |                   |
| -TOTAL OUTSIDE YEARS   | 22,732            | 0        | 0        | 0        | 0        | 0        | 0        | 22,732            |
| <b>CONSTRUCTION / MANAGED BY FDOT</b>  |                   |          |          |          |          |          |          |                   |
| -TOTAL OUTSIDE YEARS   | 17,344,505        | 0        | 0        | 0        | 0        | 0        | 0        | 17,344,505        |
| <b>ENVIRONMENTAL / MANAGED BY FDOT</b>   |                   |          |          |          |          |          |          |                   |
| -TOTAL OUTSIDE YEARS   | 99,240            | 0        | 0        | 0        | 0        | 0        | 0        | 99,240            |
| <b>Item 256994 2 Totals:</b>   | <b>17,466,477</b> | <b>0</b> | <b>0</b> | <b>0</b> | <b>0</b> | <b>0</b> | <b>0</b> | <b>17,466,477</b> |

Effective Date: 04/01/2016 Florida Department of Transportation Run: 04/06/2016 08.21.32

## 5 Year TIP

### View 5 Year TIP Phase Grouping Crosswalk

#### DISTRICT 7

| Fund  | <2017             | 2017     | 2018     | 2019     | 2020     | 2021     | >2021    | All Years         |
|---|-------------------|----------|----------|----------|----------|----------|----------|-------------------|
| Item Number: 256994 3 Project Description: <b>SR 690 (SR 686) FROM EAST OF 40TH ST TO EAST OF 28TH ST *SIS*</b>                   |                   |          |          |          |          |          |          |                   |
| District: 07 County: PINELLAS Type of Work: NEW ROAD CONSTRUCTION Project Length: 2.388   |                   |          |          |          |          |          |          |                   |
| <a href="#">PRELIMINARY ENGINEERING / MANAGED BY FDOT</a> <a href="#">Long Range Transportation Plan: Completed</a>               |                   |          |          |          |          |          |          |                   |
| -TOTAL OUTSIDE YEARS  | 1,935,409         | 0        | 0        | 0        | 0        | 0        | 0        | 1,935,409         |
| <a href="#">ENVIRONMENTAL / MANAGED BY FDOT</a>   |                   |          |          |          |          |          |          |                   |
| -TOTAL OUTSIDE YEARS  | 31,601            | 0        | 0        | 0        | 0        | 0        | 0        | 31,601            |
| <b>Item 256994 3 Totals:</b>  | <b>1,967,010</b>  | <b>0</b> | <b>0</b> | <b>0</b> | <b>0</b> | <b>0</b> | <b>0</b> | <b>1,967,010</b>  |
| Item Number: 256994 4 Project Description: <b>SR 690 (SR 686) FROM EAST OF 34TH ST TO WEST OF 28TH ST *SIS*</b>                   |                   |          |          |          |          |          |          |                   |
| District: 07 County: PINELLAS Type of Work: NEW ROAD CONSTRUCTION Project Length: .807  |                   |          |          |          |          |          |          |                   |
| <a href="#">PRELIMINARY ENGINEERING / MANAGED BY FDOT</a> <a href="#">Long Range Transportation Plan: Map 5-1, Table 5-1, #10</a> |                   |          |          |          |          |          |          |                   |
| -TOTAL OUTSIDE YEARS  | 666,249           | 0        | 0        | 0        | 0        | 0        | 0        | 666,249           |
| <a href="#">ENVIRONMENTAL / MANAGED BY FDOT</a>   |                   |          |          |          |          |          |          |                   |
| -TOTAL OUTSIDE YEARS  | 51,283            | 0        | 0        | 0        | 0        | 0        | 0        | 51,283            |
| <b>Item 256994 4 Totals:</b>  | <b>717,532</b>    | <b>0</b> | <b>0</b> | <b>0</b> | <b>0</b> | <b>0</b> | <b>0</b> | <b>717,532</b>    |
| Item Number: 256995 1 Project Description: <b>SR 686 FROM N OF SR 688/ULMERTON TO E OF 40TH ST *SIS*</b>                          |                   |          |          |          |          |          |          |                   |
| District: 07 County: PINELLAS Type of Work: NEW ROAD CONSTRUCTION Project Length: 1.654   |                   |          |          |          |          |          |          |                   |
| <a href="#">PRELIMINARY ENGINEERING / MANAGED BY FDOT</a> <a href="#">Long Range Transportation Plan: Map 5-1, Table 5-1, #11</a> |                   |          |          |          |          |          |          |                   |
| -TOTAL OUTSIDE YEARS  | 11,120,565        | 0        | 0        | 0        | 0        | 0        | 0        | 11,120,565        |
| <a href="#">RIGHT OF WAY / MANAGED BY FDOT</a>  |                   |          |          |          |          |          |          |                   |
| -TOTAL OUTSIDE YEARS  | 26,438,604        | 0        | 0        | 0        | 0        | 0        | 0        | 26,438,604        |
| <a href="#">ENVIRONMENTAL / MANAGED BY FDOT</a>   |                   |          |          |          |          |          |          |                   |
| -TOTAL OUTSIDE YEARS  | 247,807           | 0        | 0        | 0        | 0        | 0        | 0        | 247,807           |
| <b>Item 256995 1 Totals:</b>  | <b>37,806,976</b> | <b>0</b> | <b>0</b> | <b>0</b> | <b>0</b> | <b>0</b> | <b>0</b> | <b>37,806,976</b> |

Effective Date: 04/01/2016 Florida Department of Transportation Run: 04/06/2016 08.21.32

## 5 Year TIP

### View 5 Year TIP Phase Grouping Crosswalk DISTRICT 7

| Fund   | <2017             | 2017           | 2018     | 2019     | 2020     | 2021     | >2021    | All Years         |
|--|-------------------|----------------|----------|----------|----------|----------|----------|-------------------|
| Item Number: 256995 3 Project Description: <b>SR 688 (ULMERTON RD) FM E OF 49TH STREET TO W OF 38TH STREET NORTH *NON-SIS*</b> |                   |                |          |          |          |          |          |                   |
| District: 07 County: PINELLAS Type of Work: ADD LANES & RECONSTRUCT Project Length: .790                                       |                   |                |          |          |          |          |          |                   |
| Extra Description: 4 TO 6 LANES  |                   |                |          |          |          |          |          |                   |
| <b>PRELIMINARY ENGINEERING / MANAGED BY FDOT</b> <a href="#">Long Range Transportation Plan: Map 5-1, Table 5-1, #18</a>       |                   |                |          |          |          |          |          |                   |
| DS -STATE PRIMARY<br>HIGHWAYS & PTO  | 9,358             | 0              | 0        | 0        | 0        | 0        | 0        | 9,358             |
| <b>RAILROAD &amp; UTILITIES / MANAGED BY FDOT</b>  |                   |                |          |          |          |          |          |                   |
| LF -LOCAL FUNDS  | 2,285,285         | 0              | 0        | 0        | 0        | 0        | 0        | 2,285,285         |
| <b>CONSTRUCTION / MANAGED BY FDOT</b>  |                   |                |          |          |          |          |          |                   |
| DDR -DISTRICT<br>DEDICATED REVENUE   | 18,882,440        | 0              | 0        | 0        | 0        | 0        | 0        | 18,882,440        |
| DIH -STATE IN-HOUSE<br>PRODUCT SUPPORT   | 213,461           | 0              | 0        | 0        | 0        | 0        | 0        | 213,461           |
| DS -STATE PRIMARY<br>HIGHWAYS & PTO  | 274,260           | 0              | 0        | 0        | 0        | 0        | 0        | 274,260           |
| LF -LOCAL FUNDS  | 86,188            | 0              | 0        | 0        | 0        | 0        | 0        | 86,188            |
| <b>CONTRACT INCENTIVES / MANAGED BY FDOT</b>   |                   |                |          |          |          |          |          |                   |
| DDR -DISTRICT<br>DEDICATED REVENUE   | 0                 | 500,000        | 0        | 0        | 0        | 0        | 0        | 500,000           |
| <b>ENVIRONMENTAL / MANAGED BY FDOT</b>   |                   |                |          |          |          |          |          |                   |
| DEM -ENVIRONMENTAL<br>MITIGATION   | 860               | 0              | 0        | 0        | 0        | 0        | 0        | 860               |
| DEM -ENVIRONMENTAL<br>MITIGATION-WETLANDS  | 708,461           | 0              | 0        | 0        | 0        | 0        | 0        | 708,461           |
| DS -STATE PRIMARY<br>HIGHWAYS & PTO  | 17,679            | 0              | 0        | 0        | 0        | 0        | 0        | 17,679            |
| <b>Item 256995 3 Totals:</b>   | <b>22,477,992</b> | <b>500,000</b> | <b>0</b> | <b>0</b> | <b>0</b> | <b>0</b> | <b>0</b> | <b>22,977,992</b> |



Effective Date: 04/01/2016 Florida Department of Transportation Run: 04/06/2016 08.21.32

## 5 Year TIP

### View 5 Year TIP Phase Grouping Crosswalk DISTRICT 7

| Fund  | <2017             | 2017     | 2018     | 2019     | 2020     | 2021     | >2021    | All Years         |
|---|-------------------|----------|----------|----------|----------|----------|----------|-------------------|
| Item Number: 256996 1 Project Description: <b>SR 686 AT CR 611 (49TH ST) *NON-SIS*</b>                                  |                   |          |          |          |          |          |          |                   |
| District: 07 County: PINELLAS Type of Work: NEW BRIDGE CONSTRUCTION Project Length: .320                                |                   |          |          |          |          |          |          |                   |
| PRELIMINARY ENGINEERING / MANAGED BY FDOT <a href="#">Long Range Transportation Plan: Map 5-1, Table 5-1, #12</a>       |                   |          |          |          |          |          |          |                   |
| -TOTAL OUTSIDE YEARS  | 1,931,974         | 0        | 0        | 0        | 0        | 0        | 0        | 1,931,974         |
| RIGHT OF WAY / MANAGED BY FDOT  |                   |          |          |          |          |          |          |                   |
| -TOTAL OUTSIDE YEARS  | 15,870            | 0        | 0        | 0        | 0        | 0        | 0        | 15,870            |
| ENVIRONMENTAL / MANAGED BY FDOT   |                   |          |          |          |          |          |          |                   |
| -TOTAL OUTSIDE YEARS  | 57,000            | 0        | 0        | 0        | 0        | 0        | 0        | 57,000            |
| <b>Item 256996 1 Totals:</b>  | <b>2,004,844</b>  | <b>0</b> | <b>0</b> | <b>0</b> | <b>0</b> | <b>0</b> | <b>0</b> | <b>2,004,844</b>  |
| Item Number: 256997 1 Project Description: <b>SR 686 (ROOSEVELT) FROM 49TH ST BRIDGE TO N OF SR 688(ULMERTON) *SIS*</b> |                   |          |          |          |          |          |          |                   |
| District: 07 County: PINELLAS Type of Work: NEW ROAD CONSTRUCTION Project Length: 1.232                                 |                   |          |          |          |          |          |          |                   |
| PRELIMINARY ENGINEERING / MANAGED BY FDOT <a href="#">Long Range Transportation Plan: Map 5-1, Table 5-1, #13</a>       |                   |          |          |          |          |          |          |                   |
| -TOTAL OUTSIDE YEARS  | 5,325,058         | 0        | 0        | 0        | 0        | 0        | 0        | 5,325,058         |
| RIGHT OF WAY / MANAGED BY FDOT  |                   |          |          |          |          |          |          |                   |
| -TOTAL OUTSIDE YEARS  | 15,355,968        | 0        | 0        | 0        | 0        | 0        | 0        | 15,355,968        |
| ENVIRONMENTAL / MANAGED BY FDOT   |                   |          |          |          |          |          |          |                   |
| -TOTAL OUTSIDE YEARS  | 167,762           | 0        | 0        | 0        | 0        | 0        | 0        | 167,762           |
| <b>Item 256997 1 Totals:</b>  | <b>20,848,788</b> | <b>0</b> | <b>0</b> | <b>0</b> | <b>0</b> | <b>0</b> | <b>0</b> | <b>20,848,788</b> |

Effective Date: 04/01/2016 Florida Department of Transportation Run: 04/06/2016 08.21.32

## 5 Year TIP

### View 5 Year TIP Phase Grouping Crosswalk DISTRICT 7

| Fund  | <2017             | 2017     | 2018     | 2019     | 2020     | 2021     | >2021              | All Years          |
|---|-------------------|----------|----------|----------|----------|----------|--------------------|--------------------|
| Item Number: 256998 1 Project Description: <b>SR 686 FROM W OF I-275 TO W OF 9TH ST N *SIS*</b>                                 |                   |          |          |          |          |          |                    |                    |
| District: 07 County: PINELLAS Type of Work: NEW ROAD CONSTRUCTION Project Length: 1.633   |                   |          |          |          |          |          |                    |                    |
| Extra Description: 2 TO 4 LANES, STAGE 3 OF 6   |                   |          |          |          |          |          |                    |                    |
| PRELIMINARY ENGINEERING / MANAGED BY FDOT <a href="#">Long Range Transportation Plan: Map 5-6, Table 5-8, #27</a>               |                   |          |          |          |          |          |                    |                    |
| -TOTAL OUTSIDE YEARS  | 8,398,629         | 0        | 0        | 0        | 0        | 0        | 0                  | 8,398,629          |
| RIGHT OF WAY / MANAGED BY FDOT  |                   |          |          |          |          |          |                    |                    |
| -TOTAL OUTSIDE YEARS  | 897,592           | 0        | 0        | 0        | 0        | 0        | 0                  | 897,592            |
| CONSTRUCTION / MANAGED BY FDOT  |                   |          |          |          |          |          |                    |                    |
| -UNFUNDED   | 0                 | 0        | 0        | 0        | 0        | 0        | 104,071,675        | 104,071,675        |
| ENVIRONMENTAL / MANAGED BY FDOT   |                   |          |          |          |          |          |                    |                    |
| -TOTAL OUTSIDE YEARS  | 373,575           | 0        | 0        | 0        | 0        | 0        | 0                  | 373,575            |
| <b>Item 256998 1 Totals:</b>  | <b>9,669,796</b>  | <b>0</b> | <b>0</b> | <b>0</b> | <b>0</b> | <b>0</b> | <b>104,071,675</b> | <b>113,741,471</b> |
| Item Number: 257147 1 Project Description: <b>SR 688 (ULMERTON RD) FROM W OF 38TH ST NORTH TO W OF INTERSTATE 275 *NON-SIS*</b> |                   |          |          |          |          |          |                    |                    |
| District: 07 County: PINELLAS Type of Work: ADD LANES & RECONSTRUCT Project Length: 6.225                                       |                   |          |          |          |          |          |                    |                    |
| PRELIMINARY ENGINEERING / MANAGED BY FDOT <a href="#">Long Range Transportation Plan: Map 5-1, Table 5-1, #19</a>               |                   |          |          |          |          |          |                    |                    |
| -TOTAL OUTSIDE YEARS  | 4,498,722         | 0        | 0        | 0        | 0        | 0        | 0                  | 4,498,722          |
| RIGHT OF WAY / MANAGED BY FDOT  |                   |          |          |          |          |          |                    |                    |
| -TOTAL OUTSIDE YEARS  | 114,658           | 0        | 0        | 0        | 0        | 0        | 0                  | 114,658            |
| RAILROAD & UTILITIES / MANAGED BY FDOT  |                   |          |          |          |          |          |                    |                    |
| -TOTAL OUTSIDE YEARS  | 695,571           | 0        | 0        | 0        | 0        | 0        | 0                  | 695,571            |
| CONSTRUCTION / MANAGED BY FDOT  |                   |          |          |          |          |          |                    |                    |
| -TOTAL OUTSIDE YEARS  | 24,897,128        | 0        | 0        | 0        | 0        | 0        | 0                  | 24,897,128         |
| ENVIRONMENTAL / MANAGED BY FDOT   |                   |          |          |          |          |          |                    |                    |
| -TOTAL OUTSIDE YEARS  | 59,467            | 0        | 0        | 0        | 0        | 0        | 0                  | 59,467             |
| <b>Item 257147 1 Totals:</b>  | <b>30,265,546</b> | <b>0</b> | <b>0</b> | <b>0</b> | <b>0</b> | <b>0</b> | <b>0</b>           | <b>30,265,546</b>  |

Effective Date: 04/01/2016 Florida Department of Transportation Run: 04/06/2016 08.21.32

## 5 Year TIP

### View 5 Year TIP Phase Grouping Crosswalk DISTRICT 7

| Fund   | <2017      | 2017 | 2018 | 2019 | 2020 | 2021 | >2021 | All Years  |
|--|------------|------|------|------|------|------|-------|------------|
| Item Number: 413622 1 Project Description: <b>118TH AVE FROM US 19 TO ROOSEVELT/CR296 CNCTR *NON-SIS*</b>                |            |      |      |      |      |      |       |            |
| District: 07 County: PINELLAS Type of Work: PD&E/EMO STUDY Project Length: .000  |            |      |      |      |      |      |       |            |
| P D & E / MANAGED BY FDOT Long Range Transportation Plan: Completed  |            |      |      |      |      |      |       |            |
| -TOTAL OUTSIDE YEARS   | 1,241,922  | 0    | 0    | 0    | 0    | 0    | 0     | 1,241,922  |
| Item 413622 1 Totals:  | 1,241,922  | 0    | 0    | 0    | 0    | 0    | 0     | 1,241,922  |
| Item Number: 413622 2 Project Description: <b>CR 296(FUTURE SR686) FROM US 19 (SR 55) TO E OF ROOSEVELT/CR 296 *SIS*</b> |            |      |      |      |      |      |       |            |
| District: 07 County: PINELLAS Type of Work: NEW BRIDGE CONSTRUCTION Project Length: 7.916                                |            |      |      |      |      |      |       |            |
| Extra Description: FUTURE SR 686, 0 TO 4 LANE VIADUCT OVER 118TH AVENUE  |            |      |      |      |      |      |       |            |
| PRELIMINARY ENGINEERING / MANAGED BY FDOT Long Range Transportation Plan: Map 5-1, Table 5-1, #14                        |            |      |      |      |      |      |       |            |
| -TOTAL OUTSIDE YEARS   | 12,512,800 | 0    | 0    | 0    | 0    | 0    | 0     | 12,512,800 |
| RIGHT OF WAY / MANAGED BY FDOT   |            |      |      |      |      |      |       |            |
| -TOTAL OUTSIDE YEARS   | 37,453,346 | 0    | 0    | 0    | 0    | 0    | 0     | 37,453,346 |
| ENVIRONMENTAL / MANAGED BY FDOT  |            |      |      |      |      |      |       |            |
| -TOTAL OUTSIDE YEARS   | 958,560    | 0    | 0    | 0    | 0    | 0    | 0     | 958,560    |
| Item 413622 2 Totals:  | 50,924,706 | 0    | 0    | 0    | 0    | 0    | 0     | 50,924,706 |

**5 Year TIP****View 5 Year TIP Phase Grouping Crosswalk****DISTRICT 7**

| Fund   | <2017      | 2017      | 2018 | 2019 | 2020      | 2021 | >2021 | All Years  |
|--|------------|-----------|------|------|-----------|------|-------|------------|
| Item Number: 433880 1 Project Description: <b>GATEWAY EXPRESSWAY FM SR690 @ US19 &amp; SR686 EXT @ CR611 TO W OF I-275 *SIS*</b> |            |           |      |      |           |      |       |            |
| District: 07 County: PINELLAS Type of Work: NEW ROAD CONSTRUCTION Project Length: 2.827  |            |           |      |      |           |      |       |            |
| <b>PRELIMINARY ENGINEERING / MANAGED BY FDOT</b> <a href="#">Long Range Transportation Plan: Appendix E</a>                      |            |           |      |      |           |      |       |            |
| ACNP -ADVANCE CONSTRUCTION NHPP  | 0          | 3,369,190 | 0    | 0    | 0         | 0    | 0     | 3,369,190  |
| DDR -DISTRICT DEDICATED REVENUE  | 563        | 0         | 0    | 0    | 0         | 0    | 0     | 563        |
| DI -ST. - S/W INTER/INTRASTATE HWY   | 0          | 24,785    | 0    | 0    | 0         | 0    | 0     | 24,785     |
| DIH -STATE IN-HOUSE PRODUCT SUPPORT  | 654,892    | 0         | 0    | 0    | 0         | 0    | 0     | 654,892    |
| DS -STATE PRIMARY HIGHWAYS & PTO   | 1,843,178  | 0         | 0    | 0    | 0         | 0    | 0     | 1,843,178  |
| PKYI -TURNPIKE IMPROVEMENT   | 13,320     | 0         | 0    | 0    | 0         | 0    | 0     | 13,320     |
| <b>RAILROAD &amp; UTILITIES / MANAGED BY FDOT</b>  |            |           |      |      |           |      |       |            |
| ACNP -ADVANCE CONSTRUCTION NHPP  | 0          | 4,500,000 | 0    | 0    | 0         | 0    | 0     | 4,500,000  |
| DDR -DISTRICT DEDICATED REVENUE  | 179,100    | 0         | 0    | 0    | 0         | 0    | 0     | 179,100    |
| DS -STATE PRIMARY HIGHWAYS & PTO   | 109,000    | 0         | 0    | 0    | 0         | 0    | 0     | 109,000    |
| LF -LOCAL FUNDS  | 15,500,000 | 0         | 0    | 0    | 0         | 0    | 0     | 15,500,000 |
| <b>CONTRACT INCENTIVES / MANAGED BY FDOT</b>   |            |           |      |      |           |      |       |            |
| ACNP -ADVANCE CONSTRUCTION NHPP  | 0          | 0         | 0    | 0    | 8,000,000 | 0    | 0     | 8,000,000  |
| <b>ENVIRONMENTAL / MANAGED BY FDOT</b>   |            |           |      |      |           |      |       |            |
| DS -STATE PRIMARY HIGHWAYS & PTO   | 10,000     | 0         | 0    | 0    | 0         | 0    | 0     | 10,000     |

Effective Date: 04/01/2016 Florida Department of Transportation Run: 04/06/2016 08.21.32

## 5 Year TIP

### View 5 Year TIP Phase Grouping Crosswalk DISTRICT 7

| Fund   | <2017             | 2017               | 2018     | 2019     | 2020             | 2021     | >2021    | All Years          |
|--|-------------------|--------------------|----------|----------|------------------|----------|----------|--------------------|
| Item Number: 433880 1 Project Description: <b>GATEWAY EXPRESSWAY FM SR690 @ US19 &amp; SR686 EXT @ CR611 TO W OF I-275 *SIS*</b><br><b>(CONTINUED)</b> |                   |                    |          |          |                  |          |          |                    |
| DESIGN BUILD / MANAGED BY FDOT   |                   |                    |          |          |                  |          |          |                    |
| ACNP -ADVANCE CONSTRUCTION NHPP  | 0                 | 142,159,692        | 0        | 0        | 0                | 0        | 0        | 142,159,692        |
| CM-CONGESTION MITIGATION - AQ  | 0                 | 1,913,647          | 0        | 0        | 0                | 0        | 0        | 1,913,647          |
| DDR -DISTRICT DEDICATED REVENUE  | 24,117,041        | 13,643,632         | 0        | 0        | 0                | 0        | 0        | 37,760,673         |
| DI-ST. - S/W INTER/INTRASTATE HWY  | 0                 | 22,303,868         | 0        | 0        | 0                | 0        | 0        | 22,303,868         |
| DIH -STATE IN-HOUSE PRODUCT SUPPORT  | 5,135             | 0                  | 0        | 0        | 0                | 0        | 0        | 5,135              |
| DS -STATE PRIMARY HIGHWAYS & PTO   | 160,327           | 0                  | 0        | 0        | 0                | 0        | 0        | 160,327            |
| DSB1 -SKYWAY   | 0                 | 74,761,361         | 0        | 0        | 0                | 0        | 0        | 74,761,361         |
| LF -LOCAL FUNDS  | 0                 | 21,797,439         | 0        | 0        | 0                | 0        | 0        | 21,797,439         |
| LFD - LF FOR STIF UTILITY WORK   | 0                 | 36,607,120         | 0        | 0        | 0                | 0        | 0        | 36,607,120         |
| SA -STP, ANY AREA  | 0                 | 5,410,531          | 0        | 0        | 0                | 0        | 0        | 5,410,531          |
| SIWR -2015 SB2514A- STRATEGIC INT SYS  | 0                 | 532,943            | 0        | 0        | 0                | 0        | 0        | 532,943            |
| SU -STP, URBAN AREAS > 200K  | 0                 | 2,467,989          | 0        | 0        | 0                | 0        | 0        | 2,467,989          |
| TRIP -TRANS REGIONAL INCENTIVE PROGM   | 0                 | 4,500,000          | 0        | 0        | 0                | 0        | 0        | 4,500,000          |
| TRWR -2015 SB2514A- TRAN REG INCT PRG  | 0                 | 300,000            | 0        | 0        | 0                | 0        | 0        | 300,000            |
| <b>Item 433880 1 Totals:</b>   | <b>42,592,556</b> | <b>334,292,197</b> | <b>0</b> | <b>0</b> | <b>8,000,000</b> | <b>0</b> | <b>0</b> | <b>384,884,753</b> |

Effective Date: 04/01/2016 Florida Department of Transportation Run: 04/06/2016 08.21.32

## 5 Year TIP

### View 5 Year TIP Phase Grouping Crosswalk DISTRICT 7

| Fund  | <2017       | 2017        | 2018 | 2019 | 2020      | 2021 | >2021       | All Years   |
|---|-------------|-------------|------|------|-----------|------|-------------|-------------|
| Item Number: 433880 3 Project Description: <b>GATEWAY EXPRESS RISK ANALYSIS WORKSHOP CONTRACT</b> *NON-SIS*   |             |             |      |      |           |      |             |             |
| District: 07 County: PINELLAS Type of Work: PLANNING MODELS/DATA UPDATE Project Length: .000                  |             |             |      |      |           |      |             |             |
| P D & E / MANAGED BY FDOT Long Range Transportation Plan: Appendix E  |             |             |      |      |           |      |             |             |
| -TOTAL OUTSIDE YEARS  | 152,650     | 0           | 0    | 0    | 0         | 0    | 0           | 152,650     |
| Item 433880 3 Totals:   | 152,650     | 0           | 0    | 0    | 0         | 0    | 0           | 152,650     |
| Project Total:  | 273,540,377 | 334,792,197 | 0    | 0    | 8,000,000 | 0    | 104,071,675 | 720,404,249 |
| Item Number: 256881 1 Project Description: <b>US 19 (SR 55) FROM N OF WHITNEY RD TO N OF SR 60</b> *SIS* *P3* |             |             |      |      |           |      |             |             |
| District: 07 County: PINELLAS Type of Work: INTERCHANGE (NEW) Project Length: 10.572                          |             |             |      |      |           |      |             |             |
| PRELIMINARY ENGINEERING / MANAGED BY FDOT Long Range Transportation Plan: Completed                           |             |             |      |      |           |      |             |             |
| -TOTAL OUTSIDE YEARS  | 7,098,594   | 0           | 0    | 0    | 0         | 0    | 0           | 7,098,594   |
| RIGHT OF WAY / MANAGED BY FDOT  |             |             |      |      |           |      |             |             |
| -TOTAL OUTSIDE YEARS  | 4,683,766   | 0           | 0    | 0    | 0         | 0    | 0           | 4,683,766   |
| RAILROAD & UTILITIES / MANAGED BY FDOT  |             |             |      |      |           |      |             |             |
| -TOTAL OUTSIDE YEARS  | 14,629,894  | 0           | 0    | 0    | 0         | 0    | 0           | 14,629,894  |
| CONSTRUCTION / MANAGED BY FDOT  |             |             |      |      |           |      |             |             |
| -TOTAL OUTSIDE YEARS  | 126,450,370 | 0           | 0    | 0    | 0         | 0    | 0           | 126,450,370 |
| CONTRACT INCENTIVES / MANAGED BY FDOT   |             |             |      |      |           |      |             |             |
| -TOTAL OUTSIDE YEARS  | 4,800,000   | 0           | 0    | 0    | 0         | 0    | 0           | 4,800,000   |
| ENVIRONMENTAL / MANAGED BY FDOT   |             |             |      |      |           |      |             |             |
| -TOTAL OUTSIDE YEARS  | 3,282,757   | 0           | 0    | 0    | 0         | 0    | 0           | 3,282,757   |
| Item 256881 1 Totals:   | 160,945,381 | 0           | 0    | 0    | 0         | 0    | 0           | 160,945,381 |

Effective Date: 04/01/2016 Florida Department of Transportation Run: 04/06/2016 08.21.32

## 5 Year TIP

### View 5 Year TIP Phase Grouping Crosswalk DISTRICT 7

| Fund   | <2017              | 2017           | 2018     | 2019     | 2020     | 2021     | >2021    | All Years          |
|--|--------------------|----------------|----------|----------|----------|----------|----------|--------------------|
| Item Number: 256881 2 Project Description: <b>US 19 (SR 55) FROM S OF SEVILLE BLVD TO N OF SR 60 *SIS*</b> |                    |                |          |          |          |          |          |                    |
| District: 07 County: PINELLAS Type of Work: INTERCHANGE (NEW) Project Length: 3.525                        |                    |                |          |          |          |          |          |                    |
| PRELIMINARY ENGINEERING / MANAGED BY FDOT Long Range Transportation Plan: Completed                        |                    |                |          |          |          |          |          |                    |
| -TOTAL OUTSIDE YEARS   | 6,585,928          | 0              | 0        | 0        | 0        | 0        | 0        | 6,585,928          |
| RIGHT OF WAY / MANAGED BY FDOT   |                    |                |          |          |          |          |          |                    |
| -TOTAL OUTSIDE YEARS   | 14,190,453         | 0              | 0        | 0        | 0        | 0        | 0        | 14,190,453         |
| CONSTRUCTION / MANAGED BY FDOT   |                    |                |          |          |          |          |          |                    |
| -TOTAL OUTSIDE YEARS   | 184,501            | 0              | 0        | 0        | 0        | 0        | 0        | 184,501            |
| ENVIRONMENTAL / MANAGED BY FDOT  |                    |                |          |          |          |          |          |                    |
| -TOTAL OUTSIDE YEARS   | 61,568             | 0              | 0        | 0        | 0        | 0        | 0        | 61,568             |
| ENVIRONMENTAL / RESPONSIBLE AGENCY NOT AVAILABLE   |                    |                |          |          |          |          |          |                    |
| -TOTAL OUTSIDE YEARS   | 902,433            | 0              | 0        | 0        | 0        | 0        | 0        | 902,433            |
| <b>Item 256881 2 Totals:</b>   | <b>21,924,883</b>  | <b>0</b>       | <b>0</b> | <b>0</b> | <b>0</b> | <b>0</b> | <b>0</b> | <b>21,924,883</b>  |
| Item Number: 256881 5 Project Description: <b>US 19/SR 55 FROM S OF HARN BLVD TO N OF 1ST ST *SIS*</b>     |                    |                |          |          |          |          |          |                    |
| District: 07 County: PINELLAS Type of Work: PEDESTRIAN/WILDLIFE OVERPASS Project Length: .030              |                    |                |          |          |          |          |          |                    |
| Extra Description: CONSTRUCT PEDESTRIAN BRIDGE   |                    |                |          |          |          |          |          |                    |
| PRELIMINARY ENGINEERING / MANAGED BY FDOT Long Range Transportation Plan: Objective 2.3                    |                    |                |          |          |          |          |          |                    |
| HSP -SAFETY (HIWAY SAFETY PROGRAM)   | 0                  | 557,000        | 0        | 0        | 0        | 0        | 0        | 557,000            |
| <b>Item 256881 5 Totals:</b>   | <b>0</b>           | <b>557,000</b> | <b>0</b> | <b>0</b> | <b>0</b> | <b>0</b> | <b>0</b> | <b>557,000</b>     |
| <b>Project Total:</b>  | <b>182,870,264</b> | <b>557,000</b> | <b>0</b> | <b>0</b> | <b>0</b> | <b>0</b> | <b>0</b> | <b>183,427,264</b> |

Effective Date: 04/01/2016 Florida Department of Transportation Run: 04/06/2016 08.21.32

## 5 Year TIP

### View 5 Year TIP Phase Grouping Crosswalk

#### DISTRICT 7

| Fund   | <2017            | 2017             | 2018     | 2019     | 2020     | 2021     | >2021             | All Years         |
|--|------------------|------------------|----------|----------|----------|----------|-------------------|-------------------|
| Item Number: 257086 1 Project Description: <b>SR 694 (GANDY BLVD) FROM US 19 (SR 55) TO E OF I-275 (SR 93) *SIS*</b>     |                  |                  |          |          |          |          |                   |                   |
| District: 07 County: PINELLAS Type of Work: ADD LANES & RECONSTRUCT Project Length: 2.007                                |                  |                  |          |          |          |          |                   |                   |
| Extra Description: 4 AND 6 LANES   |                  |                  |          |          |          |          |                   |                   |
| <b>PRELIMINARY ENGINEERING / MANAGED BY FDOT</b> <a href="#">Long Range Transportation Plan: Map 5-6, Table 5-8, #25</a> |                  |                  |          |          |          |          |                   |                   |
| ACSU -ADVANCE CONSTRUCTION (SU)  | 2,304,272        | 0                | 0        | 0        | 0        | 0        | 0                 | 2,304,272         |
| DDR -DISTRICT DEDICATED REVENUE  | 195,449          | 0                | 0        | 0        | 0        | 0        | 0                 | 195,449           |
| DIF -STATE IN-HOUSE PRODUCT SUPPORT  | 10,589           | 0                | 0        | 0        | 0        | 0        | 0                 | 10,589            |
| DS -STATE PRIMARY HIGHWAYS & PTO   | 911,252          | 0                | 0        | 0        | 0        | 0        | 0                 | 911,252           |
| SU -STP, URBAN AREAS > 200K  | 1,547,982        | 0                | 0        | 0        | 0        | 0        | 0                 | 1,547,982         |
| <b>RIGHT OF WAY / MANAGED BY FDOT</b>  |                  |                  |          |          |          |          |                   |                   |
| CM -CONGESTION MITIGATION - AQ   | 0                | 983,998          | 0        | 0        | 0        | 0        | 0                 | 983,998           |
| DDR -DISTRICT DEDICATED REVENUE  | 0                | 21,989           | 0        | 0        | 0        | 0        | 0                 | 21,989            |
| DIF -STATE IN-HOUSE PRODUCT SUPPORT  | 0                | 140,000          | 0        | 0        | 0        | 0        | 0                 | 140,000           |
| DS -STATE PRIMARY HIGHWAYS & PTO   | 0                | 541,585          | 0        | 0        | 0        | 0        | 0                 | 541,585           |
| SU -STP, URBAN AREAS > 200K  | 0                | 89,228           | 0        | 0        | 0        | 0        | 0                 | 89,228            |
| <b>CONSTRUCTION / MANAGED BY FDOT</b>  |                  |                  |          |          |          |          |                   |                   |
| -UNFUNDED  | 0                | 0                | 0        | 0        | 0        | 0        | 46,203,217        | 46,203,217        |
| <b>ENVIRONMENTAL / MANAGED BY FDOT</b>   |                  |                  |          |          |          |          |                   |                   |
| DS -STATE PRIMARY HIGHWAYS & PTO   | 23,743           | 0                | 0        | 0        | 0        | 0        | 0                 | 23,743            |
| SA -STP, ANY AREA  | 43,000           | 0                | 0        | 0        | 0        | 0        | 0                 | 43,000            |
| <b>Item 257086 1 Totals:</b>   | <b>5,036,287</b> | <b>1,776,800</b> | <b>0</b> | <b>0</b> | <b>0</b> | <b>0</b> | <b>46,203,217</b> | <b>53,016,304</b> |



**5 Year TIP****View 5 Year TIP Phase Grouping Crosswalk****DISTRICT 7**

| Fund   | <2017            | 2017             | 2018     | 2019               | 2020     | 2021     | >2021             | All Years          |
|--|------------------|------------------|----------|--------------------|----------|----------|-------------------|--------------------|
| Item Number: 257086 2 Project Description: <b>SR 694 (GANDY BLVD) FROM US 19 (SR 55) TO E OF I-275 (SR 93) *SIS*</b>           |                  |                  |          |                    |          |          |                   |                    |
| District: 07 County: PINELLAS Type of Work: WIDEN/RESURFACE EXIST LANES Project Length: 1.808                                  |                  |                  |          |                    |          |          |                   |                    |
| <b>PRELIMINARY ENGINEERING / MANAGED BY FDOT</b> <a href="#">Long Range Transportation Plan: Map 5-6, Table 5-8, #25</a>       |                  |                  |          |                    |          |          |                   |                    |
| -TOTAL OUTSIDE YEARS   | 1,090            | 0                | 0        | 0                  | 0        | 0        | 0                 | 1,090              |
| <b>Item 257086 2 Totals:</b>   | <b>1,090</b>     | <b>0</b>         | <b>0</b> | <b>0</b>           | <b>0</b> | <b>0</b> | <b>0</b>          | <b>1,090</b>       |
| <b>Project Total:</b>  | <b>5,037,377</b> | <b>1,776,800</b> | <b>0</b> | <b>0</b>           | <b>0</b> | <b>0</b> | <b>46,203,217</b> | <b>53,017,394</b>  |
| Item Number: 422904 1 Project Description: <b>I-275 (SR 93) HOWARD FRANKLAND BRIDGE - RISK ANALYSIS *SIS*</b>                  |                  |                  |          |                    |          |          |                   |                    |
| District: 07 County: PINELLAS Type of Work: FEASIBILITY STUDY Project Length: 5.267  |                  |                  |          |                    |          |          |                   |                    |
| <b>P D &amp; E / MANAGED BY FDOT</b> <a href="#">Long Range Transportation Plan: Completed</a>                                 |                  |                  |          |                    |          |          |                   |                    |
| -TOTAL OUTSIDE YEARS   | 13,979           | 0                | 0        | 0                  | 0        | 0        | 0                 | 13,979             |
| <b>Item 422904 1 Totals:</b>   | <b>13,979</b>    | <b>0</b>         | <b>0</b> | <b>0</b>           | <b>0</b> | <b>0</b> | <b>0</b>          | <b>13,979</b>      |
| Item Number: 422904 2 Project Description: <b>I-275 (HOWARD FRKL) FROM N OF SR687(4TH ST N) TO N OF HOWARD FRANKLAND *SIS*</b> |                  |                  |          |                    |          |          |                   |                    |
| District: 07 County: PINELLAS Type of Work: BRIDGE-REPLACE AND ADD LANES Project Length: 3.506                                 |                  |                  |          |                    |          |          |                   |                    |
| Extra Description: NB 3 TO 4 LANES - BRIDGE REPLACEMENT, TBX SEGMENT 3   |                  |                  |          |                    |          |          |                   |                    |
| <b>PRELIMINARY ENGINEERING / MANAGED BY FDOT</b> <a href="#">Long Range Transportation Plan: Map 5-1, Table 5-1, #6</a>        |                  |                  |          |                    |          |          |                   |                    |
| ACBR -ADVANCE CONSTRUCTION (BRT)   | 0                | 0                | 0        | 4,165,855          | 0        | 0        | 0                 | 4,165,855          |
| <b>ENVIRONMENTAL / MANAGED BY FDOT</b>   |                  |                  |          |                    |          |          |                   |                    |
| DEM -ENVIRONMENTAL MITIGATION  | 0                | 1,387,500        | 0        | 0                  | 0        | 0        | 0                 | 1,387,500          |
| <b>DESIGN BUILD / MANAGED BY FDOT</b>  |                  |                  |          |                    |          |          |                   |                    |
| ACBR -ADVANCE CONSTRUCTION (BRT)   | 0                | 0                | 0        | 152,298,072        | 0        | 0        | 0                 | 152,298,072        |
| ACNP -ADVANCE CONSTRUCTION NHPP  | 0                | 0                | 0        | 31,638,909         | 0        | 0        | 0                 | 31,638,909         |
| BNBR -AMENDMENT 4 BONDS (BRIDGES)  | 0                | 0                | 0        | 260,156,722        | 0        | 0        | 0                 | 260,156,722        |
| DSB1 -SKYWAY   | 0                | 0                | 0        | 33,333,333         | 0        | 0        | 0                 | 33,333,333         |
| <b>Item 422904 2 Totals:</b>   | <b>0</b>         | <b>1,387,500</b> | <b>0</b> | <b>481,592,891</b> | <b>0</b> | <b>0</b> | <b>0</b>          | <b>482,980,391</b> |

**5 Year TIP****View 5 Year TIP Phase Grouping Crosswalk****DISTRICT 7**

| Fund   | <2017            | 2017              | 2018     | 2019               | 2020      | 2021       | >2021      | All Years          |
|--|------------------|-------------------|----------|--------------------|-----------|------------|------------|--------------------|
| Item Number: 424501 1 Project Description: <b>I-275 (SR 93) FROM 54TH AVE S TO N OF 4TH ST NORTH *SIS*</b>               |                  |                   |          |                    |           |            |            |                    |
| District: 07 County: PINELLAS Type of Work: PD&E/EMO STUDY Project Length: 13.796  |                  |                   |          |                    |           |            |            |                    |
| <b>P D &amp; E / MANAGED BY FDOT</b> <a href="#">Long Range Transportation Plan: Table 5-1, footnote</a>                 |                  |                   |          |                    |           |            |            |                    |
| -TOTAL OUTSIDE YEARS   | 2,833,487        | 0                 | 0        | 0                  | 0         | 0          | 0          | 2,833,487          |
| <b>Item 424501 1 Totals:</b>   | <b>2,833,487</b> | <b>0</b>          | <b>0</b> | <b>0</b>           | <b>0</b>  | <b>0</b>   | <b>0</b>   | <b>2,833,487</b>   |
| Item Number: 424501 2 Project Description: <b>I-275 (SR 93) FROM S OF GANDY BLVD TO N OF 4TH ST N *SIS*</b>              |                  |                   |          |                    |           |            |            |                    |
| District: 07 County: PINELLAS Type of Work: ADD LANES & RECONSTRUCT Project Length: 6.370                                |                  |                   |          |                    |           |            |            |                    |
| Extra Description: 6 TO 8 LANES, TBX SEGMENT 2   |                  |                   |          |                    |           |            |            |                    |
| <b>PRELIMINARY ENGINEERING / MANAGED BY FDOT</b> <a href="#">Long Range Transportation Plan: Map 5-6, Table 5-6, #31</a> |                  |                   |          |                    |           |            |            |                    |
| DI -ST. - S/W<br>INTER/INTRASTATE HWY  | 997,616          | 1,222,335         | 0        | 0                  | 0         | 0          | 0          | 2,219,951          |
| DIH -STATE IN-HOUSE<br>PRODUCT SUPPORT   | 50,000           | 0                 | 0        | 0                  | 0         | 0          | 0          | 50,000             |
| DS -STATE PRIMARY<br>HIGHWAYS & PTO  | 39,354           | 0                 | 0        | 0                  | 0         | 0          | 0          | 39,354             |
| <b>ENVIRONMENTAL / MANAGED BY FDOT</b>   |                  |                   |          |                    |           |            |            |                    |
| DS -STATE PRIMARY<br>HIGHWAYS & PTO  | 30,000           | 61,000            | 0        | 0                  | 0         | 0          | 0          | 91,000             |
| <b>DESIGN BUILD / MANAGED BY FDOT</b>  |                  |                   |          |                    |           |            |            |                    |
| DI -ST. - S/W<br>INTER/INTRASTATE HWY  | 0                | 4,107,396         | 0        | 0                  | 0         | 0          | 0          | 4,107,396          |
| DIH -STATE IN-HOUSE<br>PRODUCT SUPPORT   | 0                | 792,209           | 0        | 0                  | 0         | 0          | 0          | 792,209            |
| SIBF -FEDERAL FUNDED<br>SIB  | 0                | 91,785,710        | 0        | 0                  | 0         | 0          | 0          | 91,785,710         |
| <b>REPAYMENTS / MANAGED BY FDOT</b>  |                  |                   |          |                    |           |            |            |                    |
| ACNP -ADVANCE<br>CONSTRUCTION NHPP   | 0                | 0                 | 0        | 2,521,722          | 8,970,613 | 20,721,812 | 54,896,422 | 87,110,569         |
| DI -ST. - S/W<br>INTER/INTRASTATE HWY  | 0                | 0                 | 0        | 0                  | 0         | 0          | 4,675,141  | 4,675,141          |
| <b>Item 424501 2 Totals:</b>   | <b>1,116,970</b> | <b>97,968,650</b> | <b>0</b> | <b>0</b>           | <b>0</b>  | <b>0</b>   | <b>0</b>   | <b>190,871,330</b> |
| <b>Note: Repayment Phases are not included in the totals on this report.</b>   |                  |                   |          |                    |           |            |            |                    |
| <b>Project Total:</b>  | <b>3,964,436</b> | <b>99,356,150</b> | <b>0</b> | <b>481,592,891</b> | <b>0</b>  | <b>0</b>   | <b>0</b>   | <b>676,699,187</b> |

Effective Date: 04/01/2016 Florida Department of Transportation Run: 04/06/2016 08.21.32

## 5 Year TIP

### View 5 Year TIP Phase Grouping Crosswalk DISTRICT 7

| Fund  | <2017            | 2017             | 2018     | 2019     | 2020     | 2021     | >2021    | All Years        |
|---|------------------|------------------|----------|----------|----------|----------|----------|------------------|
| Item Number: 405920 6 Project Description: <b>PINELLAS COUNTY TRAFFIC SIGNAL MAINTENANCE AND OPERATION *NON-SIS*</b>    |                  |                  |          |          |          |          |          |                  |
| District: 07 County: PINELLAS Type of Work: TRAFFIC SIGNALS Project Length: .001  |                  |                  |          |          |          |          |          |                  |
| Extra Description: TRAFFIC SIGNAL MAINTENANCE AND OPERATION FOR LOCAL GOV'T   |                  |                  |          |          |          |          |          |                  |
| OPERATIONS / RESPONSIBLE AGENCY NOT AVAILABLE <a href="#">Long Range Transportation Plan: Objective 4.2</a>             |                  |                  |          |          |          |          |          |                  |
| DDR -DISTRICT DEDICATED REVENUE   | 6,582,336        | 1,640,245        | 0        | 0        | 0        | 0        | 0        | 8,222,581        |
| DITS -STATEWIDE ITS - STATE 100%.   | 487,974          | 0                | 0        | 0        | 0        | 0        | 0        | 487,974          |
| <b>Item 405920 6 Totals:</b>  | <b>7,070,310</b> | <b>1,640,245</b> | <b>0</b> | <b>0</b> | <b>0</b> | <b>0</b> | <b>0</b> | <b>8,710,555</b> |
| <b>Project Total:</b>   | <b>7,070,310</b> | <b>1,640,245</b> | <b>0</b> | <b>0</b> | <b>0</b> | <b>0</b> | <b>0</b> | <b>8,710,555</b> |
| Item Number: 408671 1 Project Description: <b>SKYWAY VIDEO MODIFICATIONS *SIS*</b>                                      |                  |                  |          |          |          |          |          |                  |
| District: 07 County: PINELLAS Type of Work: SAFETY PROJECT Project Length: .001   |                  |                  |          |          |          |          |          |                  |
| <a href="#">PRELIMINARY ENGINEERING / MANAGED BY FDOT</a> <a href="#">Long Range Transportation Plan: Objective 4.1</a> |                  |                  |          |          |          |          |          |                  |
| -TOTAL OUTSIDE YEARS  | 1,302,020        | 0                | 0        | 0        | 0        | 0        | 0        | 1,302,020        |
| <a href="#">DESIGN BUILD / MANAGED BY FDOT</a>  |                  |                  |          |          |          |          |          |                  |
| -TOTAL OUTSIDE YEARS  | 2,291,859        | 0                | 0        | 0        | 0        | 0        | 0        | 2,291,859        |
| <b>Item 408671 1 Totals:</b>  | <b>3,593,879</b> | <b>0</b>         | <b>0</b> | <b>0</b> | <b>0</b> | <b>0</b> | <b>0</b> | <b>3,593,879</b> |
| Item Number: 408671 2 Project Description: <b>SKYWAY VIDEO FROM S END OF SKYWAY TO N END OF SKYWAY *SIS*</b>            |                  |                  |          |          |          |          |          |                  |
| District: 07 County: PINELLAS Type of Work: ITS COMMUNICATION SYSTEM Project Length: 4.143                              |                  |                  |          |          |          |          |          |                  |
| <a href="#">OPERATIONS / MANAGED BY FDOT</a> <a href="#">Long Range Transportation Plan: Objective 4.1</a>              |                  |                  |          |          |          |          |          |                  |
| -TOTAL OUTSIDE YEARS  | 125,147          | 0                | 0        | 0        | 0        | 0        | 0        | 125,147          |
| <b>Item 408671 2 Totals:</b>  | <b>125,147</b>   | <b>0</b>         | <b>0</b> | <b>0</b> | <b>0</b> | <b>0</b> | <b>0</b> | <b>125,147</b>   |

Effective Date: 04/01/2016 Florida Department of Transportation Run: 04/06/2016 08.21.32

## 5 Year TIP

### View 5 Year TIP Phase Grouping Crosswalk DISTRICT 7

| Fund   | <2017            | 2017           | 2018           | 2019           | 2020           | 2021           | >2021          | All Years        |
|--|------------------|----------------|----------------|----------------|----------------|----------------|----------------|------------------|
| Item Number: 408671 3 Project Description: <b>I-275 (SR 93) SUNSHINE SKYWAY PATROL *SIS*</b>             |                  |                |                |                |                |                |                |                  |
| District: 07 County: PINELLAS Type of Work: SERVICE PATROL/FHP Project Length: .000                      |                  |                |                |                |                |                |                |                  |
| Extra Description: HIGHWAY PATROL 24 HRS SURVEILLANCE  |                  |                |                |                |                |                |                |                  |
| OPERATIONS / MANAGED BY FDOT <a href="#">Long Range Transportation Plan: Objective 4.1</a>               |                  |                |                |                |                |                |                |                  |
| DSB1 -SKYWAY   | 3,034,111        | 338,000        | 345,000        | 352,000        | 358,000        | 367,000        | 374,000        | 5,168,111        |
| <b>Item 408671 3 Totals:</b>   | <b>3,034,111</b> | <b>338,000</b> | <b>345,000</b> | <b>352,000</b> | <b>358,000</b> | <b>367,000</b> | <b>374,000</b> | <b>5,168,111</b> |
| <b>Project Total:</b>  | <b>6,753,137</b> | <b>338,000</b> | <b>345,000</b> | <b>352,000</b> | <b>358,000</b> | <b>367,000</b> | <b>374,000</b> | <b>8,887,137</b> |
| Item Number: 410755 1 Project Description: <b>SR 679 (PIN BAYWAY) AT INTRACOASTAL WATERWAY *NON-SIS*</b> |                  |                |                |                |                |                |                |                  |
| District: 07 County: PINELLAS Type of Work: PD&E/EMO STUDY Project Length: 2.032                         |                  |                |                |                |                |                |                |                  |
| P D & E / MANAGED BY FDOT <a href="#">Long Range Transportation Plan: Objective 4.2</a>                  |                  |                |                |                |                |                |                |                  |
| -TOTAL OUTSIDE YEARS   | 1,014,829        | 0              | 0              | 0              | 0              | 0              | 0              | 1,014,829        |
| RIGHT OF WAY / MANAGED BY FDOT   |                  |                |                |                |                |                |                |                  |
| -TOTAL OUTSIDE YEARS   | 11,237           | 0              | 0              | 0              | 0              | 0              | 0              | 11,237           |
| ENVIRONMENTAL / MANAGED BY FDOT  |                  |                |                |                |                |                |                |                  |
| -TOTAL OUTSIDE YEARS   | 47,369           | 0              | 0              | 0              | 0              | 0              | 0              | 47,369           |
| <b>Item 410755 1 Totals:</b>   | <b>1,073,435</b> | <b>0</b>       | <b>0</b>       | <b>0</b>       | <b>0</b>       | <b>0</b>       | <b>0</b>       | <b>1,073,435</b> |

Effective Date: 04/01/2016 Florida Department of Transportation Run: 04/06/2016 08.21.32

## 5 Year TIP

### View 5 Year TIP Phase Grouping Crosswalk DISTRICT 7

| Fund  | <2017            | 2017           | 2018     | 2019     | 2020              | 2021     | >2021    | All Years         |
|---|------------------|----------------|----------|----------|-------------------|----------|----------|-------------------|
| Item Number: 410755 2 Project Description: <b>SR 679 (PIN BAYWAY) STRUCTURE E INTERCOASTAL WATERWAY</b> *NON-SIS* |                  |                |          |          |                   |          |          |                   |
| District: 07 County: PINELLAS Type of Work: BRIDGE REPLACEMENT Project Length: .984                               |                  |                |          |          |                   |          |          |                   |
| Extra Description: BRIDGE #150049   |                  |                |          |          |                   |          |          |                   |
| PRELIMINARY ENGINEERING / MANAGED BY FDOT <a href="#">Long Range Transportation Plan: Map 5-3</a>                 |                  |                |          |          |                   |          |          |                   |
| DDR -DISTRICT   |                  |                |          |          |                   |          |          |                   |
| DEDICATED REVENUE   | 59,633           | 0              | 0        | 0        | 0                 | 0        | 0        | 59,633            |
| DEMW -ENVIRONMEN  |                  |                |          |          |                   |          |          |                   |
| MITIGATION-WETLANDS   | 15,110           | 0              | 0        | 0        | 0                 | 0        | 0        | 15,110            |
| DS -STATE PRIMARY   |                  |                |          |          |                   |          |          |                   |
| HIGHWAYS & PTO  | 45,701           | 0              | 0        | 0        | 0                 | 0        | 0        | 45,701            |
| DSB3 -PINELLAS BAYWAY   | 44,298           | 0              | 0        | 0        | 0                 | 0        | 0        | 44,298            |
| PKYI -TURNPIKE  |                  |                |          |          |                   |          |          |                   |
| IMPROVEMENT   | 6,167            | 0              | 0        | 0        | 0                 | 0        | 0        | 6,167             |
| RIGHT OF WAY / MANAGED BY FDOT  |                  |                |          |          |                   |          |          |                   |
| DSB3 -PINELLAS BAYWAY   | 66,049           | 0              | 0        | 0        | 0                 | 0        | 0        | 66,049            |
| ENVIRONMENTAL / MANAGED BY FDOT   |                  |                |          |          |                   |          |          |                   |
| DSB3 -PINELLAS BAYWAY   | 99,071           | 0              | 0        | 0        | 0                 | 0        | 0        | 99,071            |
| DESIGN BUILD / MANAGED BY FDOT  |                  |                |          |          |                   |          |          |                   |
| -UNFUNDED   | 0                | 0              | 0        | 0        | 57,051,483        | 0        | 0        | 57,051,483        |
| <b>Item 410755 2 Totals:</b>  | <b>336,029</b>   | <b>0</b>       | <b>0</b> | <b>0</b> | <b>57,051,483</b> | <b>0</b> | <b>0</b> | <b>57,387,512</b> |
| Item Number: 410755 3 Project Description: <b>SR 679 (PIN BAYWAY) STRUCTURE E INTERCOASTAL WATERWAY</b> *NON-SIS* |                  |                |          |          |                   |          |          |                   |
| District: 07 County: PINELLAS Type of Work: BRIDGE REPLACEMENT Project Length: .984                               |                  |                |          |          |                   |          |          |                   |
| PRELIMINARY ENGINEERING / MANAGED BY FDOT <a href="#">Long Range Transportation Plan: Objective 4.2</a>           |                  |                |          |          |                   |          |          |                   |
| DSB3 -PINELLAS BAYWAY   | 0                | 550,000        | 0        | 0        | 0                 | 0        | 0        | 550,000           |
| <b>Item 410755 3 Totals:</b>  | <b>0</b>         | <b>550,000</b> | <b>0</b> | <b>0</b> | <b>0</b>          | <b>0</b> | <b>0</b> | <b>550,000</b>    |
| <b>Project Total:</b>   | <b>1,409,464</b> | <b>550,000</b> | <b>0</b> | <b>0</b> | <b>57,051,483</b> | <b>0</b> | <b>0</b> | <b>59,010,947</b> |

Effective Date: 04/01/2016 Florida Department of Transportation Run: 04/06/2016 08.21.32

## 5 Year TIP

### View 5 Year TIP Phase Grouping Crosswalk

#### DISTRICT 7

| Fund  | <2017            | 2017           | 2018          | 2019           | 2020          | 2021          | >2021          | All Years        |
|---|------------------|----------------|---------------|----------------|---------------|---------------|----------------|------------------|
| Item Number: 415365 3 Project Description: <b>PINELLAS BAYWAY GENERAL CONSULTANT *SIS*</b>                                  |                  |                |               |                |               |               |                |                  |
| District: 07 County: PINELLAS Type of Work: TOLL COLLECTION Project Length: .000  |                  |                |               |                |               |               |                |                  |
| Extra Description: FOR CAPITAL PROJECTS   |                  |                |               |                |               |               |                |                  |
| <b>PRELIMINARY ENGINEERING / MANAGED BY FDOT</b> <a href="#">Long Range Transportation Plan: Objective 4.2.1</a>            |                  |                |               |                |               |               |                |                  |
| DS -STATE PRIMARY HIGHWAYS & PTO  | 700,000          | 0              | 0             | 0              | 0             | 0             | 0              | 700,000          |
| DSB3 -PINELLAS BAYWAY   | 476,728          | 100,782        | 77,782        | 77,782         | 77,782        | 77,782        | 233,346        | 1,121,984        |
| PKYI -TURNPIKE IMPROVEMENT  | 143              | 0              | 0             | 0              | 0             | 0             | 0              | 143              |
| <b>Item 415365 3 Totals:</b>  | <b>1,176,871</b> | <b>100,782</b> | <b>77,782</b> | <b>77,782</b>  | <b>77,782</b> | <b>77,782</b> | <b>233,346</b> | <b>1,822,127</b> |
| <b>Project Total:</b>   | <b>1,176,871</b> | <b>100,782</b> | <b>77,782</b> | <b>77,782</b>  | <b>77,782</b> | <b>77,782</b> | <b>233,346</b> | <b>1,822,127</b> |
| Item Number: 415738 1 Project Description: <b>OLDSMAR TRAIL FROM FLORIDA POWER TRAIL TO CITY OF OLDSMAR *NON-SIS*</b>       |                  |                |               |                |               |               |                |                  |
| District: 07 County: PINELLAS Type of Work: BIKE PATH/TRAIL Project Length: .000  |                  |                |               |                |               |               |                |                  |
| <b>PRELIMINARY ENGINEERING / RESPONSIBLE AGENCY NOT AVAILABLE</b> <a href="#">Long Range Transportation Plan: Completed</a> |                  |                |               |                |               |               |                |                  |
| -TOTAL OUTSIDE YEARS  | 374,264          | 0              | 0             | 0              | 0             | 0             | 0              | 374,264          |
| <b>Item 415738 1 Totals:</b>  | <b>374,264</b>   | <b>0</b>       | <b>0</b>      | <b>0</b>       | <b>0</b>      | <b>0</b>      | <b>0</b>       | <b>374,264</b>   |
| <b>Project Total:</b>   | <b>374,264</b>   | <b>0</b>       | <b>0</b>      | <b>0</b>       | <b>0</b>      | <b>0</b>      | <b>0</b>       | <b>374,264</b>   |
| Item Number: 417517 1 Project Description: <b>SKYWAY NORTH TOLL BOOTH RECONDITION *SIS*</b>                                 |                  |                |               |                |               |               |                |                  |
| District: 07 County: PINELLAS Type of Work: TOLL PLAZA Project Length: .103   |                  |                |               |                |               |               |                |                  |
| <b>PRELIMINARY ENGINEERING / MANAGED BY FDOT</b> <a href="#">Long Range Transportation Plan: Objective 4.2</a>              |                  |                |               |                |               |               |                |                  |
| DSB1 -SKYWAY  | 7,814            | 0              | 0             | 0              | 0             | 0             | 0              | 7,814            |
| PKYI -TURNPIKE IMPROVEMENT  | 22,874           | 0              | 0             | 0              | 0             | 0             | 0              | 22,874           |
| <b>CONSTRUCTION / MANAGED BY FDOT</b>   |                  |                |               |                |               |               |                |                  |
| DSB1 -SKYWAY  | 0                | 0              | 0             | 330,000        | 0             | 0             | 0              | 330,000          |
| <b>CAPITAL / MANAGED BY FDOT</b>  |                  |                |               |                |               |               |                |                  |
| DSB1 -SKYWAY  | 0                | 0              | 0             | 200,000        | 0             | 0             | 0              | 200,000          |
| <b>Item 417517 1 Totals:</b>  | <b>30,688</b>    | <b>0</b>       | <b>0</b>      | <b>530,000</b> | <b>0</b>      | <b>0</b>      | <b>0</b>       | <b>560,688</b>   |
| <b>Project Total:</b>   | <b>30,688</b>    | <b>0</b>       | <b>0</b>      | <b>530,000</b> | <b>0</b>      | <b>0</b>      | <b>0</b>       | <b>560,688</b>   |

Effective Date: 04/01/2016 Florida Department of Transportation Run: 04/06/2016 08.21.32

## 5 Year TIP

### View 5 Year TIP Phase Grouping Crosswalk

#### DISTRICT 7

| Fund   | <2017         | 2017             | 2018           | 2019     | 2020     | 2021     | >2021    | All Years        |
|--|---------------|------------------|----------------|----------|----------|----------|----------|------------------|
| Item Number: 424507 3 Project Description: <b>SR 60 (CCAMPBLL CWY) FM MCMULLEN BOOTH RD TO HILLSBOROUGH CO/L *NON-SIS*</b> |               |                  |                |          |          |          |          |                  |
| District: 07 County: PINELLAS Type of Work: ITS FREEWAY MANAGEMENT Project Length: 3.717                                   |               |                  |                |          |          |          |          |                  |
| Extra Description: TAMPA BAY SUNGUIDE PH IV, ADD ITS, REPLACE EXISTING LIGHTING  |               |                  |                |          |          |          |          |                  |
| PRELIMINARY ENGINEERING / MANAGED BY FDOT <a href="#">Long Range Transportation Plan: Objective 4.1</a>                    |               |                  |                |          |          |          |          |                  |
| DDR -DISTRICT DEDICATED REVENUE  | 15,239        | 0                | 0              | 0        | 0        | 0        | 0        | 15,239           |
| DIH -STATE IN-HOUSE PRODUCT SUPPORT  | 11,999        | 0                | 0              | 0        | 0        | 0        | 0        | 11,999           |
| DITS -STATEWIDE ITS - STATE 100%.  | 0             | 125,000          | 0              | 0        | 0        | 0        | 0        | 125,000          |
| DS -STATE PRIMARY HIGHWAYS & PTO   | 27,191        | 0                | 0              | 0        | 0        | 0        | 0        | 27,191           |
| DESIGN BUILD / MANAGED BY FDOT   |               |                  |                |          |          |          |          |                  |
| DDR -DISTRICT DEDICATED REVENUE  | 0             | 3,229,287        | 0              | 0        | 0        | 0        | 0        | 3,229,287        |
| DIH -STATE IN-HOUSE PRODUCT SUPPORT  | 0             | 0                | 293,541        | 0        | 0        | 0        | 0        | 293,541          |
| DITS -STATEWIDE ITS - STATE 100%.  | 0             | 1,991,769        | 0              | 0        | 0        | 0        | 0        | 1,991,769        |
| <b>Item 424507 3 Totals:</b>   | <b>54,429</b> | <b>5,346,056</b> | <b>293,541</b> | <b>0</b> | <b>0</b> | <b>0</b> | <b>0</b> | <b>5,694,026</b> |
| <b>Project Total:</b>  | <b>54,429</b> | <b>5,346,056</b> | <b>293,541</b> | <b>0</b> | <b>0</b> | <b>0</b> | <b>0</b> | <b>5,694,026</b> |

Effective Date: 04/01/2016 Florida Department of Transportation Run: 04/06/2016 08.21.32

## 5 Year TIP

### View 5 Year TIP Phase Grouping Crosswalk DISTRICT 7

| Fund  | <2017            | 2017     | 2018     | 2019     | 2020     | 2021     | >2021    | All Years        |
|---|------------------|----------|----------|----------|----------|----------|----------|------------------|
| Item Number: 424564 2 Project Description: <b>HERCULES/GREENBRIAR FM SUNSET POINT RD TO BELCHER RD *NON-SIS*</b>    |                  |          |          |          |          |          |          |                  |
| District: 07 County: PINELLAS Type of Work: SIDEWALK Project Length: 2.146  |                  |          |          |          |          |          |          |                  |
| PRELIMINARY ENGINEERING / MANAGED BY FDOT <a href="#">Long Range Transportation Plan: Objective 2.3</a>             |                  |          |          |          |          |          |          |                  |
| -TOTAL OUTSIDE YEARS  | 3,885            | 0        | 0        | 0        | 0        | 0        | 0        | 3,885            |
| PRELIMINARY ENGINEERING / MANAGED BY PINELLAS COUNTY BOCC   |                  |          |          |          |          |          |          |                  |
| -TOTAL OUTSIDE YEARS  | 150,258          | 0        | 0        | 0        | 0        | 0        | 0        | 150,258          |
| CONSTRUCTION / MANAGED BY PINELLAS COUNTY BOCC  |                  |          |          |          |          |          |          |                  |
| -TOTAL OUTSIDE YEARS  | 1,067,600        | 0        | 0        | 0        | 0        | 0        | 0        | 1,067,600        |
| <b>Item 424564 2 Totals:</b>  | <b>1,221,743</b> | <b>0</b> | <b>0</b> | <b>0</b> | <b>0</b> | <b>0</b> | <b>0</b> | <b>1,221,743</b> |
| Item Number: 424564 3 Project Description: <b>CR 1 (KEENE RD) FROM SR 580/MAIN ST TO SR 586/CURLEW RD *NON-SIS*</b> |                  |          |          |          |          |          |          |                  |
| District: 07 County: PINELLAS Type of Work: SIDEWALK Project Length: 1.931  |                  |          |          |          |          |          |          |                  |
| PRELIMINARY ENGINEERING / MANAGED BY FDOT <a href="#">Long Range Transportation Plan: Objective 2.3</a>             |                  |          |          |          |          |          |          |                  |
| -TOTAL OUTSIDE YEARS  | 4,362            | 0        | 0        | 0        | 0        | 0        | 0        | 4,362            |
| PRELIMINARY ENGINEERING / MANAGED BY PINELLAS COUNTY BOCC   |                  |          |          |          |          |          |          |                  |
| -TOTAL OUTSIDE YEARS  | 249,948          | 0        | 0        | 0        | 0        | 0        | 0        | 249,948          |
| CONSTRUCTION / MANAGED BY PINELLAS COUNTY BOCC  |                  |          |          |          |          |          |          |                  |
| -TOTAL OUTSIDE YEARS  | 1,181,776        | 0        | 0        | 0        | 0        | 0        | 0        | 1,181,776        |
| <b>Item 424564 3 Totals:</b>  | <b>1,436,086</b> | <b>0</b> | <b>0</b> | <b>0</b> | <b>0</b> | <b>0</b> | <b>0</b> | <b>1,436,086</b> |



Effective Date: 04/01/2016 Florida Department of Transportation Run: 04/06/2016 08.21.32

## 5 Year TIP

### View 5 Year TIP Phase Grouping Crosswalk DISTRICT 7

| Fund  | <2017          | 2017           | 2018           | 2019     | 2020     | 2021     | >2021    | All Years        |
|---|----------------|----------------|----------------|----------|----------|----------|----------|------------------|
| Item Number: 424564 4 Project Description: <b>CR 694 (PARK BLVD) FROM STARKEY RD TO 66TH ST N *NON-SIS*</b>             |                |                |                |          |          |          |          |                  |
| District: 07 County: PINELLAS Type of Work: SIDEWALK Project Length: 2.058  |                |                |                |          |          |          |          |                  |
| Extra Description: ADA RAMP, SIDEWALK AND DRIVEWAY UPGRADES MPO PRIORITY 13 D(07/02/13)                                 |                |                |                |          |          |          |          |                  |
| PRELIMINARY ENGINEERING / MANAGED BY PINELLAS COUNTY BOCC <a href="#">Long Range Transportation Plan: Objective 2.3</a> |                |                |                |          |          |          |          |                  |
| TALU -TRANSPORTATION<br>ALTS- >200K   | 464,202        | 0              | 0              | 0        | 0        | 0        | 0        | 464,202          |
| CONSTRUCTION / MANAGED BY PINELLAS COUNTY BOCC  |                |                |                |          |          |          |          |                  |
| SA -STP, ANY AREA   | 0              | 11,791         | 0              | 0        | 0        | 0        | 0        | 11,791           |
| TALT -TRANSPORTATION<br>ALTS- ANY AREA  | 0              | 60,300         | 0              | 0        | 0        | 0        | 0        | 60,300           |
| TALU -TRANSPORTATION<br>ALTS- >200K   | 0              | 927,300        | 0              | 0        | 0        | 0        | 0        | 927,300          |
| <b>Item 424564 4 Totals:</b>  | <b>464,202</b> | <b>999,391</b> | <b>0</b>       | <b>0</b> | <b>0</b> | <b>0</b> | <b>0</b> | <b>1,463,593</b> |
| Item Number: 424564 6 Project Description: <b>HAINES-BAYSHORE RD FROM US 19 N TO SUNRISE BLVD *NON-SIS*</b>             |                |                |                |          |          |          |          |                  |
| District: 07 County: PINELLAS Type of Work: SIDEWALK Project Length: .947   |                |                |                |          |          |          |          |                  |
| Extra Description: CONSTRUCT 5' SIDEWALK MPO PRIORITY #21 D(07/16/13)   |                |                |                |          |          |          |          |                  |
| PRELIMINARY ENGINEERING / MANAGED BY FDOT <a href="#">Long Range Transportation Plan: Objective 2.3</a>                 |                |                |                |          |          |          |          |                  |
| TALT -TRANSPORTATION<br>ALTS- ANY AREA  | 1,479          | 0              | 0              | 0        | 0        | 0        | 0        | 1,479            |
| PRELIMINARY ENGINEERING / MANAGED BY PINELLAS COUNTY BOCC   |                |                |                |          |          |          |          |                  |
| TALT -TRANSPORTATION<br>ALTS- ANY AREA  | 265,921        | 0              | 0              | 0        | 0        | 0        | 0        | 265,921          |
| CONSTRUCTION / MANAGED BY PINELLAS COUNTY BOCC  |                |                |                |          |          |          |          |                  |
| TALT -TRANSPORTATION<br>ALTS- ANY AREA  | 0              | 0              | 429,597        | 0        | 0        | 0        | 0        | 429,597          |
| TALU -TRANSPORTATION<br>ALTS- >200K   | 0              | 0              | 478,494        | 0        | 0        | 0        | 0        | 478,494          |
| <b>Item 424564 6 Totals:</b>  | <b>267,400</b> | <b>0</b>       | <b>908,091</b> | <b>0</b> | <b>0</b> | <b>0</b> | <b>0</b> | <b>1,175,491</b> |

Effective Date: 04/01/2016 Florida Department of Transportation Run: 04/06/2016 08.21.32

## 5 Year TIP

### View 5 Year TIP Phase Grouping Crosswalk DISTRICT 7

| Fund  | <2017            | 2017           | 2018             | 2019     | 2020     | 2021     | >2021    | All Years        |
|---|------------------|----------------|------------------|----------|----------|----------|----------|------------------|
| Item Number: 424564 7 Project Description: <b>HERCULES SIDEWALK II FROM SHERWOOD ST TO SUNSET POINT RD *NON-SIS*</b>    |                  |                |                  |          |          |          |          |                  |
| District: 07 County: PINELLAS Type of Work: SIDEWALK Project Length: .637   |                  |                |                  |          |          |          |          |                  |
| Extra Description: PROJECT II CONSTRUCT 5' SIDEWALK ALONG BOTH SIDES  |                  |                |                  |          |          |          |          |                  |
| PRELIMINARY ENGINEERING / MANAGED BY PINELLAS COUNTY BOCC <a href="#">Long Range Transportation Plan: Objective 2.3</a> |                  |                |                  |          |          |          |          |                  |
| TALT -TRANSPORTATION<br>ALTS- ANY AREA  | 94,321           | 0              | 0                | 0        | 0        | 0        | 0        | 94,321           |
| TALU -TRANSPORTATION<br>ALTS- >200K   | 81,445           | 0              | 0                | 0        | 0        | 0        | 0        | 81,445           |
| CONSTRUCTION / MANAGED BY PINELLAS COUNTY BOCC  |                  |                |                  |          |          |          |          |                  |
| TALT -TRANSPORTATION<br>ALTS- ANY AREA  | 0                | 0              | 11,791           | 0        | 0        | 0        | 0        | 11,791           |
| TALU -TRANSPORTATION<br>ALTS- >200K   | 0                | 0              | 992,900          | 0        | 0        | 0        | 0        | 992,900          |
| <b>Item 424564 7 Totals:</b>  | <b>175,766</b>   | <b>0</b>       | <b>1,004,691</b> | <b>0</b> | <b>0</b> | <b>0</b> | <b>0</b> | <b>1,180,457</b> |
| <b>Project Total:</b>   | <b>3,565,197</b> | <b>999,391</b> | <b>1,912,782</b> | <b>0</b> | <b>0</b> | <b>0</b> | <b>0</b> | <b>6,477,370</b> |
| Item Number: 428601 1 Project Description: <b>MICHIGAN BLVD FROM W OF PINEHURST RD TO CR 1 *NON-SIS*</b>                |                  |                |                  |          |          |          |          |                  |
| District: 07 County: PINELLAS Type of Work: BIKE PATH/TRAIL Project Length: .780  |                  |                |                  |          |          |          |          |                  |
| Extra Description: CONSTRUCT 8' SHARED USE PATH   |                  |                |                  |          |          |          |          |                  |
| CONSTRUCTION / MANAGED BY CITY OF DUNEDIN <a href="#">Long Range Transportation Plan: Map 5-5</a>                       |                  |                |                  |          |          |          |          |                  |
| TALT -TRANSPORTATION<br>ALTS- ANY AREA  | 0                | 0              | 9,935            | 0        | 0        | 0        | 0        | 9,935            |
| TALU -TRANSPORTATION<br>ALTS- >200K   | 0                | 0              | 216,000          | 0        | 0        | 0        | 0        | 216,000          |
| <b>Item 428601 1 Totals:</b>  | <b>0</b>         | <b>0</b>       | <b>225,935</b>   | <b>0</b> | <b>0</b> | <b>0</b> | <b>0</b> | <b>225,935</b>   |

Effective Date: 04/01/2016 Florida Department of Transportation Run: 04/06/2016 08.21.32

## 5 Year TIP

### View 5 Year TIP Phase Grouping Crosswalk DISTRICT 7

| Fund   | <2017            | 2017             | 2018           | 2019           | 2020     | 2021     | >2021    | All Years        |
|--|------------------|------------------|----------------|----------------|----------|----------|----------|------------------|
| Item Number: 428601 2 Project Description: <b>SAN CHRISTOPHER DR MULTI USE TRAIL FROM PINELLAS TRAIL TO CR 1 *NON-SIS*</b>   |                  |                  |                |                |          |          |          |                  |
| District: 07 County: PINELLAS Type of Work: BIKE PATH/TRAIL Project Length: .000   |                  |                  |                |                |          |          |          |                  |
| Extra Description: CONSTRUCT 8' SHARED USE PATH <a href="#">Long Range Transportation Plan: Map 5-5</a>                      |                  |                  |                |                |          |          |          |                  |
| CONSTRUCTION / MANAGED BY PINELLAS COUNTY BOCC   |                  |                  |                |                |          |          |          |                  |
| TALU -TRANSPORTATION<br>ALTS- >200K  | 0                | 0                | 0              | 615,921        | 0        | 0        | 0        | 615,921          |
| <b>Item 428601 2 Totals:</b>   | <b>0</b>         | <b>0</b>         | <b>0</b>       | <b>615,921</b> | <b>0</b> | <b>0</b> | <b>0</b> | <b>615,921</b>   |
| <b>Project Total:</b>  | <b>0</b>         | <b>0</b>         | <b>225,935</b> | <b>615,921</b> | <b>0</b> | <b>0</b> | <b>0</b> | <b>841,856</b>   |
| Item Number: 428959 1 Project Description: <b>SR 699 (GULF BLVD) FROM S OF 131ST AVE TO S OF SR666/TOM STUART *NON-SIS*</b>  |                  |                  |                |                |          |          |          |                  |
| District: 07 County: PINELLAS Type of Work: RESURFACING Project Length: 1.383  |                  |                  |                |                |          |          |          |                  |
| PRELIMINARY ENGINEERING / MANAGED BY FDOT <a href="#">Long Range Transportation Plan: Objective 4.2</a>                      |                  |                  |                |                |          |          |          |                  |
| -TOTAL OUTSIDE YEARS   | 295,537          | 0                | 0              | 0              | 0        | 0        | 0        | 295,537          |
| CONSTRUCTION / MANAGED BY FDOT   |                  |                  |                |                |          |          |          |                  |
| -TOTAL OUTSIDE YEARS   | 1,369,409        | 0                | 0              | 0              | 0        | 0        | 0        | 1,369,409        |
| <b>Item 428959 1 Totals:</b>   | <b>1,664,946</b> | <b>0</b>         | <b>0</b>       | <b>0</b>       | <b>0</b> | <b>0</b> | <b>0</b> | <b>1,664,946</b> |
| Item Number: 428959 2 Project Description: <b>SR 699 (GULF BLVD) FROM S OF 131ST AVE TO S OF SR666/TOM STUART. *NON-SIS*</b> |                  |                  |                |                |          |          |          |                  |
| District: 07 County: PINELLAS Type of Work: RESURFACING Project Length: 1.383  |                  |                  |                |                |          |          |          |                  |
| Extra Description: 4 LANES   |                  |                  |                |                |          |          |          |                  |
| PRELIMINARY ENGINEERING / MANAGED BY FDOT <a href="#">Long Range Transportation Plan: Objective 4.2</a>                      |                  |                  |                |                |          |          |          |                  |
| DIH -STATE IN-HOUSE<br>PRODUCT SUPPORT   | 2,000            | 0                | 0              | 0              | 0        | 0        | 0        | 2,000            |
| CONSTRUCTION / RESPONSIBLE AGENCY NOT AVAILABLE  |                  |                  |                |                |          |          |          |                  |
| DDR -DISTRICT<br>DEDICATED REVENUE   | 0                | 1,412,200        | 0              | 0              | 0        | 0        | 0        | 1,412,200        |
| DIH -STATE IN-HOUSE<br>PRODUCT SUPPORT   | 0                | 160,285          | 0              | 0              | 0        | 0        | 0        | 160,285          |
| <b>Item 428959 2 Totals:</b>   | <b>2,000</b>     | <b>1,572,485</b> | <b>0</b>       | <b>0</b>       | <b>0</b> | <b>0</b> | <b>0</b> | <b>1,574,485</b> |
| <b>Project Total:</b>  | <b>1,666,946</b> | <b>1,572,485</b> | <b>0</b>       | <b>0</b>       | <b>0</b> | <b>0</b> | <b>0</b> | <b>3,239,431</b> |

Effective Date: 04/01/2016 Florida Department of Transportation Run: 04/06/2016 08.21.32

## 5 Year TIP

View 5 Year TIP Phase Grouping Crosswalk

### DISTRICT 7

| Fund  | <2017    | 2017         | 2018           | 2019     | 2020             | 2021     | >2021    | All Years        |
|---|----------|--------------|----------------|----------|------------------|----------|----------|------------------|
| Item Number: 430501 1 Project Description: <b>9TH ST S (MLK STREET) FROM 6TH AVE S TO 7TH AVE S *NON-SIS*</b> |          |              |                |          |                  |          |          |                  |
| District: 07 County: PINELLAS Type of Work: BRIDGE REPLACEMENT Project Length: .062                           |          |              |                |          |                  |          |          |                  |
| PRELIMINARY ENGINEERING / MANAGED BY FDOT <a href="#">Long Range Transportation Plan: Objective 4.2</a>       |          |              |                |          |                  |          |          |                  |
| SU -STP, URBAN AREAS > 200K   | 0        | 1,000        | 801,000        | 0        | 0                | 0        | 0        | 802,000          |
| CONSTRUCTION / MANAGED BY FDOT  |          |              |                |          |                  |          |          |                  |
| ACBR -ADVANCE CONSTRUCTION (BRT)  | 0        | 0            | 0              | 0        | 2,130,160        | 0        | 0        | 2,130,160        |
| LF -LOCAL FUNDS   | 0        | 0            | 0              | 0        | 30,981           | 0        | 0        | 30,981           |
| SU -STP, URBAN AREAS > 200K   | 0        | 0            | 0              | 0        | 631,251          | 0        | 0        | 631,251          |
| <b>Item 430501 1 Totals:</b>  | <b>0</b> | <b>1,000</b> | <b>801,000</b> | <b>0</b> | <b>2,792,392</b> | <b>0</b> | <b>0</b> | <b>3,594,392</b> |
| <b>Project Total:</b>   | <b>0</b> | <b>1,000</b> | <b>801,000</b> | <b>0</b> | <b>2,792,392</b> | <b>0</b> | <b>0</b> | <b>3,594,392</b> |

Effective Date: 04/01/2016 Florida Department of Transportation Run: 04/06/2016 08.21.32

## 5 Year TIP

### View 5 Year TIP Phase Grouping Crosswalk DISTRICT 7

| Fund  | <2017            | 2017         | 2018     | 2019     | 2020     | 2021     | >2021    | All Years        |
|---|------------------|--------------|----------|----------|----------|----------|----------|------------------|
| Item Number: 431491 1 Project Description: <b>SR 590 (NE COACHMAN) FROM W OF MARILYN ST TO E OF AUDREY DR</b> *NON-SIS* |                  |              |          |          |          |          |          |                  |
| District: 07 County: PINELLAS Type of Work: RESURFACING Project Length: 1.654   |                  |              |          |          |          |          |          |                  |
| Extra Description: 2 LANES  |                  |              |          |          |          |          |          |                  |
| <b>PRELIMINARY ENGINEERING / MANAGED BY FDOT</b> <a href="#">Long Range Transportation Plan: Objective 4.2</a>          |                  |              |          |          |          |          |          |                  |
| DDR -DISTRICT DEDICATED REVENUE   | 1,673,181        | 0            | 0        | 0        | 0        | 0        | 0        | 1,673,181        |
| DIH -STATE IN-HOUSE PRODUCT SUPPORT   | 63,748           | 0            | 0        | 0        | 0        | 0        | 0        | 63,748           |
| DS -STATE PRIMARY HIGHWAYS & PTO  | 76,679           | 0            | 0        | 0        | 0        | 0        | 0        | 76,679           |
| <b>RIGHT OF WAY / MANAGED BY FDOT</b>   |                  |              |          |          |          |          |          |                  |
| DDR -DISTRICT DEDICATED REVENUE   | 232,459          | 0            | 0        | 0        | 0        | 0        | 0        | 232,459          |
| DIH -STATE IN-HOUSE PRODUCT SUPPORT   | 40,069           | 0            | 0        | 0        | 0        | 0        | 0        | 40,069           |
| DS -STATE PRIMARY HIGHWAYS & PTO  | 695,900          | 3,900        | 0        | 0        | 0        | 0        | 0        | 699,800          |
| <b>RAILROAD &amp; UTILITIES / MANAGED BY FDOT</b>   |                  |              |          |          |          |          |          |                  |
| LF -LOCAL FUNDS   | 410,854          | 0            | 0        | 0        | 0        | 0        | 0        | 410,854          |
| <b>CONSTRUCTION / MANAGED BY FDOT</b>   |                  |              |          |          |          |          |          |                  |
| DDR -DISTRICT DEDICATED REVENUE   | 3,860,372        | 0            | 0        | 0        | 0        | 0        | 0        | 3,860,372        |
| DIH -STATE IN-HOUSE PRODUCT SUPPORT   | 31,100           | 0            | 0        | 0        | 0        | 0        | 0        | 31,100           |
| DS -STATE PRIMARY HIGHWAYS & PTO  | 223,765          | 0            | 0        | 0        | 0        | 0        | 0        | 223,765          |
| LF -LOCAL FUNDS   | 14,886           | 0            | 0        | 0        | 0        | 0        | 0        | 14,886           |
| <b>ENVIRONMENTAL / MANAGED BY FDOT</b>  |                  |              |          |          |          |          |          |                  |
| DDR -DISTRICT DEDICATED REVENUE   | 38,307           | 0            | 0        | 0        | 0        | 0        | 0        | 38,307           |
| <b>Item 431491 1 Totals:</b>  | <b>7,361,320</b> | <b>3,900</b> | <b>0</b> | <b>0</b> | <b>0</b> | <b>0</b> | <b>0</b> | <b>7,365,220</b> |
| <b>Project Total:</b>   | <b>7,361,320</b> | <b>3,900</b> | <b>0</b> | <b>0</b> | <b>0</b> | <b>0</b> | <b>0</b> | <b>7,365,220</b> |

Effective Date: 04/01/2016 Florida Department of Transportation Run: 04/06/2016 08.21.32

## 5 Year TIP

### View 5 Year TIP Phase Grouping Crosswalk DISTRICT 7

| Fund  | <2017          | 2017             | 2018     | 2019     | 2020     | 2021     | >2021    | All Years        |
|---|----------------|------------------|----------|----------|----------|----------|----------|------------------|
| Item Number: 432270 1 Project Description: <b>I275 SUNSHINE SKYWAY FROM BR#150189 TO OVER TAMPA BAY *SIS*</b>     |                |                  |          |          |          |          |          |                  |
| District: 07 County: PINELLAS Type of Work: BRIDGE-REPAIR/REHABILITATION Project Length: 4.143                    |                |                  |          |          |          |          |          |                  |
| Extra Description: SKYWAY UNDER BRIDGE LIGHTING   |                |                  |          |          |          |          |          |                  |
| PRELIMINARY ENGINEERING / MANAGED BY FDOT <a href="#">Long Range Transportation Plan: Objective 4.2</a>           |                |                  |          |          |          |          |          |                  |
| DSB1 -SKYWAY  | 275,600        | 0                | 0        | 0        | 0        | 0        | 0        | 275,600          |
| CONSTRUCTION / MANAGED BY FDOT  |                |                  |          |          |          |          |          |                  |
| DSB1 -SKYWAY  | 0              | 6,192,455        | 0        | 0        | 0        | 0        | 0        | 6,192,455        |
| <b>Item 432270 1 Totals:</b>  | <b>275,600</b> | <b>6,192,455</b> | <b>0</b> | <b>0</b> | <b>0</b> | <b>0</b> | <b>0</b> | <b>6,468,055</b> |
| <b>Project Total:</b>   | <b>275,600</b> | <b>6,192,455</b> | <b>0</b> | <b>0</b> | <b>0</b> | <b>0</b> | <b>0</b> | <b>6,468,055</b> |
| Item Number: 432432 1 Project Description: <b>SUBSTRUCTURE REPAIR PINELLAS COUNTY VARIOUS LOCATIONS *NON-SIS*</b> |                |                  |          |          |          |          |          |                  |
| District: 07 County: PINELLAS Type of Work: BRIDGE-REPAIR/REHABILITATION Project Length: .252                     |                |                  |          |          |          |          |          |                  |
| Extra Description: BRIDGE # 150014, 150108, 150200, 150951, 150138  |                |                  |          |          |          |          |          |                  |
| PRELIMINARY ENGINEERING / MANAGED BY FDOT <a href="#">Long Range Transportation Plan: Objective 4.2</a>           |                |                  |          |          |          |          |          |                  |
| BRRP -STATE BRIDGE REPAIR & REHAB   | 70,871         | 0                | 0        | 0        | 0        | 0        | 0        | 70,871           |
| DIH -STATE IN-HOUSE PRODUCT SUPPORT   | 3,000          | 0                | 0        | 0        | 0        | 0        | 0        | 3,000            |
| CONSTRUCTION / MANAGED BY FDOT  |                |                  |          |          |          |          |          |                  |
| BRRP -STATE BRIDGE REPAIR & REHAB   | 0              | 985,320          | 0        | 0        | 0        | 0        | 0        | 985,320          |
| DIH -STATE IN-HOUSE PRODUCT SUPPORT   | 0              | 27,626           | 0        | 0        | 0        | 0        | 0        | 27,626           |
| <b>Item 432432 1 Totals:</b>  | <b>73,871</b>  | <b>1,012,946</b> | <b>0</b> | <b>0</b> | <b>0</b> | <b>0</b> | <b>0</b> | <b>1,086,817</b> |
| <b>Project Total:</b>   | <b>73,871</b>  | <b>1,012,946</b> | <b>0</b> | <b>0</b> | <b>0</b> | <b>0</b> | <b>0</b> | <b>1,086,817</b> |

Effective Date: 04/01/2016 Florida Department of Transportation Run: 04/06/2016 08.21.32

## 5 Year TIP

### View 5 Year TIP Phase Grouping Crosswalk DISTRICT 7

| Fund   | <2017          | 2017             | 2018     | 2019     | 2020     | 2021     | >2021    | All Years        |
|--|----------------|------------------|----------|----------|----------|----------|----------|------------------|
| Item Number: 432434 1 Project Description: <b>MOVABLE BRIDGE REHAB PINELLAS COUNTY VARIOUS LOCATIONS *NON-SIS*</b>   |                |                  |          |          |          |          |          |                  |
| District: 07 County: PINELLAS Type of Work: BRIDGE-REPAIR/REHABILITATION Project Length: .290                        |                |                  |          |          |          |          |          |                  |
| PRELIMINARY ENGINEERING / MANAGED BY FDOT <a href="#">Long Range Transportation Plan: Objective 4.2</a>              |                |                  |          |          |          |          |          |                  |
| BRRP -STATE BRIDGE REPAIR & REHAB  | 300,000        | 0                | 0        | 0        | 0        | 0        | 0        | 300,000          |
| DIH -STATE IN-HOUSE PRODUCT SUPPORT  | 5,000          | 0                | 0        | 0        | 0        | 0        | 0        | 5,000            |
| CONSTRUCTION / MANAGED BY FDOT   |                |                  |          |          |          |          |          |                  |
| BRRP -STATE BRIDGE REPAIR & REHAB  | 0              | 4,231,602        | 0        | 0        | 0        | 0        | 0        | 4,231,602        |
| DIH -STATE IN-HOUSE PRODUCT SUPPORT  | 0              | 126,389          | 0        | 0        | 0        | 0        | 0        | 126,389          |
| <b>Item 432434 1 Totals:</b>   | <b>305,000</b> | <b>4,357,991</b> | <b>0</b> | <b>0</b> | <b>0</b> | <b>0</b> | <b>0</b> | <b>4,662,991</b> |
| Item Number: 432434 2 Project Description: <b>BRIDGE FENDER REHAB VARIOUS LOCATIONS #150030 AND 150006 *NON-SIS*</b> |                |                  |          |          |          |          |          |                  |
| District: 07 County: PINELLAS Type of Work: BRIDGE-REPAIR/REHABILITATION Project Length: .242                        |                |                  |          |          |          |          |          |                  |
| PRELIMINARY ENGINEERING / MANAGED BY FDOT <a href="#">Long Range Transportation Plan: Objective 4.2</a>              |                |                  |          |          |          |          |          |                  |
| BRRP -STATE BRIDGE REPAIR & REHAB  | 161,837        | 0                | 0        | 0        | 0        | 0        | 0        | 161,837          |
| DIH -STATE IN-HOUSE PRODUCT SUPPORT  | 3,000          | 0                | 0        | 0        | 0        | 0        | 0        | 3,000            |
| CONSTRUCTION / MANAGED BY FDOT   |                |                  |          |          |          |          |          |                  |
| BRRP -STATE BRIDGE REPAIR & REHAB  | 0              | 1,017,887        | 0        | 0        | 0        | 0        | 0        | 1,017,887        |
| DIH -STATE IN-HOUSE PRODUCT SUPPORT  | 0              | 50,365           | 0        | 0        | 0        | 0        | 0        | 50,365           |
| <b>Item 432434 2 Totals:</b>   | <b>164,837</b> | <b>1,068,252</b> | <b>0</b> | <b>0</b> | <b>0</b> | <b>0</b> | <b>0</b> | <b>1,233,089</b> |
| <b>Project Total:</b>  | <b>469,837</b> | <b>5,426,243</b> | <b>0</b> | <b>0</b> | <b>0</b> | <b>0</b> | <b>0</b> | <b>5,896,080</b> |

Effective Date: 04/01/2016 Florida Department of Transportation Run: 04/06/2016 08.21.32

## 5 Year TIP

### View 5 Year TIP Phase Grouping Crosswalk DISTRICT 7

| Fund   | <2017          | 2017           | 2018     | 2019     | 2020     | 2021     | >2021    | All Years      |
|--|----------------|----------------|----------|----------|----------|----------|----------|----------------|
| Item Number: 432435 1 Project Description: <b>I-275/SR 93 FR HOWARD FRANKLAND TO OVER TAMPA BAY (SOUTHBOUND) *SIS*</b> |                |                |          |          |          |          |          |                |
| District: 07 County: PINELLAS Type of Work: BRIDGE-REPAIR/REHABILITATION Project Length: 3.006                         |                |                |          |          |          |          |          |                |
| Extra Description: CATHODIC PROTECTION, CRACK SEALING, FENDER AND ACCESS REPAIR  |                |                |          |          |          |          |          |                |
| PRELIMINARY ENGINEERING / MANAGED BY FDOT <a href="#">Long Range Transportation Plan: Objective 4.2</a>                |                |                |          |          |          |          |          |                |
| BRRP -STATE BRIDGE REPAIR & REHAB  | 76,254         | 0              | 0        | 0        | 0        | 0        | 0        | 76,254         |
| DIH -STATE IN-HOUSE PRODUCT SUPPORT  | 10,000         | 0              | 0        | 0        | 0        | 0        | 0        | 10,000         |
| CONSTRUCTION / MANAGED BY FDOT   |                |                |          |          |          |          |          |                |
| BRRP -STATE BRIDGE REPAIR & REHAB  | 0              | 850,519        | 0        | 0        | 0        | 0        | 0        | 850,519        |
| DIH -STATE IN-HOUSE PRODUCT SUPPORT  | 0              | 23,650         | 0        | 0        | 0        | 0        | 0        | 23,650         |
| ENVIRONMENTAL / MANAGED BY FDOT  |                |                |          |          |          |          |          |                |
| BRRP -STATE BRIDGE REPAIR & REHAB  | 25,000         | 0              | 0        | 0        | 0        | 0        | 0        | 25,000         |
| <b>Item 432435 1 Totals:</b>   | <b>111,254</b> | <b>874,169</b> | <b>0</b> | <b>0</b> | <b>0</b> | <b>0</b> | <b>0</b> | <b>985,423</b> |
| <b>Project Total:</b>  | <b>111,254</b> | <b>874,169</b> | <b>0</b> | <b>0</b> | <b>0</b> | <b>0</b> | <b>0</b> | <b>985,423</b> |



Effective Date: 04/01/2016 Florida Department of Transportation Run: 04/06/2016 08.21.32

## 5 Year TIP

### View 5 Year TIP Phase Grouping Crosswalk

#### DISTRICT 7

| Fund   | <2017          | 2017             | 2018     | 2019     | 2020     | 2021     | >2021    | All Years        |
|--|----------------|------------------|----------|----------|----------|----------|----------|------------------|
| Item Number: 432587 1 Project Description: <b>SR 679 (BAYWAY) FR N END BOCA CIEGA BRG TO SR 682 (54TH AVE S) *NON-SIS*</b> |                |                  |          |          |          |          |          |                  |
| District: 07 County: PINELLAS Type of Work: RESURFACING Project Length: 1.221  |                |                  |          |          |          |          |          |                  |
| Extra Description: 2 LANES   |                |                  |          |          |          |          |          |                  |
| PRELIMINARY ENGINEERING / MANAGED BY FDOT <a href="#">Long Range Transportation Plan: Objective 4.2</a>                    |                |                  |          |          |          |          |          |                  |
| DDR -DISTRICT DEDICATED REVENUE  | 723,037        | 0                | 0        | 0        | 0        | 0        | 0        | 723,037          |
| DIH -STATE IN-HOUSE PRODUCT SUPPORT  | 55,926         | 0                | 0        | 0        | 0        | 0        | 0        | 55,926           |
| DS -STATE PRIMARY HIGHWAYS & PTO   | 9,904          | 0                | 0        | 0        | 0        | 0        | 0        | 9,904            |
| CONSTRUCTION / MANAGED BY FDOT   |                |                  |          |          |          |          |          |                  |
| DDR -DISTRICT DEDICATED REVENUE  | 0              | 2,710,248        | 0        | 0        | 0        | 0        | 0        | 2,710,248        |
| DIH -STATE IN-HOUSE PRODUCT SUPPORT  | 0              | 88,862           | 0        | 0        | 0        | 0        | 0        | 88,862           |
| DS -STATE PRIMARY HIGHWAYS & PTO   | 0              | 108,501          | 0        | 0        | 0        | 0        | 0        | 108,501          |
| <b>Item 432587 1 Totals:</b>   | <b>788,867</b> | <b>2,907,611</b> | <b>0</b> | <b>0</b> | <b>0</b> | <b>0</b> | <b>0</b> | <b>3,696,478</b> |
| <b>Project Total:</b>  | <b>788,867</b> | <b>2,907,611</b> | <b>0</b> | <b>0</b> | <b>0</b> | <b>0</b> | <b>0</b> | <b>3,696,478</b> |

Effective Date: 04/01/2016 Florida Department of Transportation Run: 04/06/2016 08.21.32

## 5 Year TIP

### View 5 Year TIP Phase Grouping Crosswalk

#### DISTRICT 7

| Fund  | <2017          | 2017             | 2018     | 2019     | 2020     | 2021     | >2021    | All Years        |
|---|----------------|------------------|----------|----------|----------|----------|----------|------------------|
| Item Number: 432698 1 Project Description: <b>ALT US 19 (SR 595) FROM S OF PARK ST N TO W END LONG BAYOU BRIDGE *NON-SIS*</b> |                |                  |          |          |          |          |          |                  |
| District: 07 County: PINELLAS Type of Work: RESURFACING Project Length: .887  |                |                  |          |          |          |          |          |                  |
| Extra Description: 5 LANES  |                |                  |          |          |          |          |          |                  |
| PRELIMINARY ENGINEERING / MANAGED BY FDOT <a href="#">Long Range Transportation Plan: Objective 4.2</a>                       |                |                  |          |          |          |          |          |                  |
| DDR -DISTRICT DEDICATED REVENUE   | 43,538         | 0                | 0        | 0        | 0        | 0        | 0        | 43,538           |
| DIH -STATE IN-HOUSE PRODUCT SUPPORT   | 69,195         | 0                | 0        | 0        | 0        | 0        | 0        | 69,195           |
| DS -STATE PRIMARY HIGHWAYS & PTO  | 683,660        | 0                | 0        | 0        | 0        | 0        | 0        | 683,660          |
| CONSTRUCTION / MANAGED BY FDOT  |                |                  |          |          |          |          |          |                  |
| DDR -DISTRICT DEDICATED REVENUE   | 0              | 498,672          | 0        | 0        | 0        | 0        | 0        | 498,672          |
| DIH -STATE IN-HOUSE PRODUCT SUPPORT   | 0              | 45,445           | 0        | 0        | 0        | 0        | 0        | 45,445           |
| DS -STATE PRIMARY HIGHWAYS & PTO  | 0              | 177,829          | 0        | 0        | 0        | 0        | 0        | 177,829          |
| HSP -SAFETY (HIWAY SAFETY PROGRAM)  | 0              | 409,765          | 0        | 0        | 0        | 0        | 0        | 409,765          |
| SA -STP, ANY AREA   | 0              | 453,246          | 0        | 0        | 0        | 0        | 0        | 453,246          |
| ENVIRONMENTAL / MANAGED BY FDOT   |                |                  |          |          |          |          |          |                  |
| DS -STATE PRIMARY HIGHWAYS & PTO  | 10,000         | 0                | 0        | 0        | 0        | 0        | 0        | 10,000           |
| <b>Item 432698 1 Totals:</b>  | <b>806,393</b> | <b>1,584,957</b> | <b>0</b> | <b>0</b> | <b>0</b> | <b>0</b> | <b>0</b> | <b>2,391,350</b> |
| <b>Project Total:</b>   | <b>806,393</b> | <b>1,584,957</b> | <b>0</b> | <b>0</b> | <b>0</b> | <b>0</b> | <b>0</b> | <b>2,391,350</b> |

Effective Date: 04/01/2016 Florida Department of Transportation Run: 04/06/2016 08.21.32

## 5 Year TIP

### View 5 Year TIP Phase Grouping Crosswalk DISTRICT 7

| Fund  | <2017          | 2017             | 2018     | 2019     | 2020     | 2021     | >2021    | All Years        |
|---|----------------|------------------|----------|----------|----------|----------|----------|------------------|
| Item Number: 432699 1 Project Description: <b>SR 580 FROM ALT US 19/SR 595 TO W OF PINEHURST RD *NON-SIS*</b> |                |                  |          |          |          |          |          |                  |
| District: 07 County: PINELLAS Type of Work: RESURFACING Project Length: 1.140                                 |                |                  |          |          |          |          |          |                  |
| Extra Description: 4 LANES  |                |                  |          |          |          |          |          |                  |
| PRELIMINARY ENGINEERING / MANAGED BY FDOT <a href="#">Long Range Transportation Plan: Objective 4.2</a>       |                |                  |          |          |          |          |          |                  |
| DDR -DISTRICT DEDICATED REVENUE   | 474,720        | 0                | 0        | 0        | 0        | 0        | 0        | 474,720          |
| DIH -STATE IN-HOUSE PRODUCT SUPPORT   | 39,121         | 0                | 0        | 0        | 0        | 0        | 0        | 39,121           |
| DS -STATE PRIMARY HIGHWAYS & PTO  | 87,035         | 0                | 0        | 0        | 0        | 0        | 0        | 87,035           |
| CONSTRUCTION / MANAGED BY FDOT  |                |                  |          |          |          |          |          |                  |
| DDR -DISTRICT DEDICATED REVENUE   | 0              | 2,007,171        | 0        | 0        | 0        | 0        | 0        | 2,007,171        |
| DIH -STATE IN-HOUSE PRODUCT SUPPORT   | 0              | 56,540           | 0        | 0        | 0        | 0        | 0        | 56,540           |
| ENVIRONMENTAL / MANAGED BY FDOT   |                |                  |          |          |          |          |          |                  |
| DS -STATE PRIMARY HIGHWAYS & PTO  | 11,601         | 0                | 0        | 0        | 0        | 0        | 0        | 11,601           |
| <b>Item 432699 1 Totals:</b>  | <b>612,477</b> | <b>2,063,711</b> | <b>0</b> | <b>0</b> | <b>0</b> | <b>0</b> | <b>0</b> | <b>2,676,188</b> |
| <b>Project Total:</b>   | <b>612,477</b> | <b>2,063,711</b> | <b>0</b> | <b>0</b> | <b>0</b> | <b>0</b> | <b>0</b> | <b>2,676,188</b> |

Effective Date: 04/01/2016 Florida Department of Transportation Run: 04/06/2016 08.21.32

## 5 Year TIP

### View 5 Year TIP Phase Grouping Crosswalk DISTRICT 7

| Fund   | <2017          | 2017             | 2018     | 2019     | 2020     | 2021     | >2021    | All Years        |
|--|----------------|------------------|----------|----------|----------|----------|----------|------------------|
| Item Number: 433581 1 Project Description: <b>CR 1(KEENE RD/OMAHA) FROM SR 60 TO ALDERMAN ROAD *NON-SIS*</b>         |                |                  |          |          |          |          |          |                  |
| District: 07 County: PINELLAS Type of Work: ITS COMMUNICATION SYSTEM Project Length: 8.325                           |                |                  |          |          |          |          |          |                  |
| <u>PRELIMINARY ENGINEERING / RESPONSIBLE AGENCY NOT AVAILABLE</u>  |                |                  |          |          |          |          |          |                  |
| CIGP -COUNTY INCENTIVE GRANT PROGRAM   | 200,000        | 0                | 0        | 0        | 0        | 0        | 0        | 200,000          |
| LFP -LOCAL FUNDS FOR PARTICIPATING   | 200,000        | 0                | 0        | 0        | 0        | 0        | 0        | 200,000          |
| <u>CONSTRUCTION / RESPONSIBLE AGENCY NOT AVAILABLE <a href="#">Long Range Transportation Plan: Objective 4.1</a></u> |                |                  |          |          |          |          |          |                  |
| CIGP -COUNTY INCENTIVE GRANT PROGRAM   | 0              | 1,800,000        | 0        | 0        | 0        | 0        | 0        | 1,800,000        |
| LFP -LOCAL FUNDS FOR PARTICIPATING   | 0              | 1,800,000        | 0        | 0        | 0        | 0        | 0        | 1,800,000        |
| <b>Item 433581 1 Totals:</b>   | <b>400,000</b> | <b>3,600,000</b> | <b>0</b> | <b>0</b> | <b>0</b> | <b>0</b> | <b>0</b> | <b>4,000,000</b> |
| <b>Project Total:</b>  | <b>400,000</b> | <b>3,600,000</b> | <b>0</b> | <b>0</b> | <b>0</b> | <b>0</b> | <b>0</b> | <b>4,000,000</b> |

Effective Date: 04/01/2016 Florida Department of Transportation Run: 04/06/2016 08.21.32

## 5 Year TIP

### View 5 Year TIP Phase Grouping Crosswalk

#### DISTRICT 7

| Fund  | <2017          | 2017             | 2018     | 2019     | 2020     | 2021             | >2021             | All Years         |
|---|----------------|------------------|----------|----------|----------|------------------|-------------------|-------------------|
| Item Number: 433799 1 Project Description: <b>US 19 (SR 55) FROM N OF CR 95 TO N OF NEBRASKA AVE *SIS*</b>        |                |                  |          |          |          |                  |                   |                   |
| District: 07 County: PINELLAS Type of Work: INTERCHANGE (NEW) Project Length: 1.385                               |                |                  |          |          |          |                  |                   |                   |
| Extra Description: NEW INTERCHANGE AT TAMPA RD/FRONTAGE ROADS   |                |                  |          |          |          |                  |                   |                   |
| PRELIMINARY ENGINEERING / MANAGED BY FDOT <a href="#">Long Range Transportation Plan: Map 5-6, Table 5-8, #28</a> |                |                  |          |          |          |                  |                   |                   |
| ACNP -ADVANCE CONSTRUCTION NHPP   | 0              | 4,885,734        | 0        | 0        | 0        | 0                | 0                 | 4,885,734         |
| DDR -DISTRICT DEDICATED REVENUE   | 583            | 0                | 0        | 0        | 0        | 0                | 0                 | 583               |
| DI -ST. - S/W INTER/INTRASTATE HWY  | 0              | 715,285          | 0        | 0        | 0        | 0                | 0                 | 715,285           |
| DIH -STATE IN-HOUSE PRODUCT SUPPORT   | 1,000          | 0                | 0        | 0        | 0        | 0                | 0                 | 1,000             |
| DS -STATE PRIMARY HIGHWAYS & PTO  | 440,995        | 17,981           | 0        | 0        | 0        | 0                | 0                 | 458,976           |
| RIGHT OF WAY / MANAGED BY FDOT  |                |                  |          |          |          |                  |                   |                   |
| DDR -DISTRICT DEDICATED REVENUE   | 0              | 0                | 0        | 0        | 0        | 3,862,363        | 0                 | 3,862,363         |
| DI -ST. - S/W INTER/INTRASTATE HWY  | 0              | 0                | 0        | 0        | 0        | 0                | 25,124,100        | 25,124,100        |
| DIH -STATE IN-HOUSE PRODUCT SUPPORT   | 0              | 0                | 0        | 0        | 0        | 0                | 300,000           | 300,000           |
| DS -STATE PRIMARY HIGHWAYS & PTO  | 0              | 0                | 0        | 0        | 0        | 2,637,637        | 0                 | 2,637,637         |
| <b>Item 433799 1 Totals:</b>  | <b>442,578</b> | <b>5,619,000</b> | <b>0</b> | <b>0</b> | <b>0</b> | <b>6,500,000</b> | <b>25,424,100</b> | <b>37,985,678</b> |
| <b>Project Total:</b>   | <b>442,578</b> | <b>5,619,000</b> | <b>0</b> | <b>0</b> | <b>0</b> | <b>6,500,000</b> | <b>25,424,100</b> | <b>37,985,678</b> |

Effective Date: 04/01/2016 Florida Department of Transportation Run: 04/06/2016 08.21.32

## 5 Year TIP

### View 5 Year TIP Phase Grouping Crosswalk

#### DISTRICT 7

| Fund   | <2017            | 2017          | 2018             | 2019           | 2020     | 2021     | >2021    | All Years        |
|--|------------------|---------------|------------------|----------------|----------|----------|----------|------------------|
| Item Number: 434497 1 Project Description: <b>SEXTON ELEM- 19TH ST FM 38TH AVE N/42ND AVE N TO S OF 42ND/HAINES/54TH *NON-SIS*</b> |                  |               |                  |                |          |          |          |                  |
| District: 07 County: PINELLAS Type of Work: SIDEWALK Project Length: .880  |                  |               |                  |                |          |          |          |                  |
| Extra Description: DESIGN/INSTALL SIDEWALK ALONG EAST SIDE OF 19TH ST N  |                  |               |                  |                |          |          |          |                  |
| PRELIMINARY ENGINEERING / MANAGED BY CITY OF ST PETERSBURG <a href="#">Long Range Transportation Plan: Objective 2.3</a>           |                  |               |                  |                |          |          |          |                  |
| SR2T -SAFE ROUTES -<br>TRANSFER  | 0                | 47,892        | 0                | 0              | 0        | 0        | 0        | 47,892           |
| CONSTRUCTION / MANAGED BY CITY OF ST PETERSBURG  |                  |               |                  |                |          |          |          |                  |
| TALT -TRANSPORTATION<br>ALTS- ANY AREA   | 0                | 0             | 0                | 9,935          | 0        | 0        | 0        | 9,935            |
| TALU -TRANSPORTATION<br>ALTS- >200K  | 0                | 0             | 0                | 285,500        | 0        | 0        | 0        | 285,500          |
| <b>Item 434497 1 Totals:</b>   | <b>0</b>         | <b>47,892</b> | <b>0</b>         | <b>295,435</b> | <b>0</b> | <b>0</b> | <b>0</b> | <b>343,327</b>   |
| <b>Project Total:</b>  | <b>0</b>         | <b>47,892</b> | <b>0</b>         | <b>295,435</b> | <b>0</b> | <b>0</b> | <b>0</b> | <b>343,327</b>   |
| Item Number: 434806 1 Project Description: <b>SR 693/S PASADENA AV FROM E OF SR 699/BLIND PASS RD TO PARK ST *NON-SIS*</b>         |                  |               |                  |                |          |          |          |                  |
| District: 07 County: PINELLAS Type of Work: RESURFACING Project Length: 1.754  |                  |               |                  |                |          |          |          |                  |
| Extra Description: 6 LANES   |                  |               |                  |                |          |          |          |                  |
| PRELIMINARY ENGINEERING / MANAGED BY FDOT <a href="#">Long Range Transportation Plan: Objective 4.2</a>                            |                  |               |                  |                |          |          |          |                  |
| ACSA -ADVANCE<br>CONSTRUCTION (SA)   | 637,981          | 0             | 0                | 0              | 0        | 0        | 0        | 637,981          |
| DDR -DISTRICT<br>DEDICATED REVENUE   | 129,604          | 0             | 0                | 0              | 0        | 0        | 0        | 129,604          |
| DIH -STATE IN-HOUSE<br>PRODUCT SUPPORT   | 32,050           | 0             | 0                | 0              | 0        | 0        | 0        | 32,050           |
| DS -STATE PRIMARY<br>HIGHWAYS & PTO  | 245,257          | 0             | 0                | 0              | 0        | 0        | 0        | 245,257          |
| CONSTRUCTION / MANAGED BY FDOT   |                  |               |                  |                |          |          |          |                  |
| SA -STP, ANY AREA  | 0                | 0             | 1,999,709        | 0              | 0        | 0        | 0        | 1,999,709        |
| <b>Item 434806 1 Totals:</b>   | <b>1,044,892</b> | <b>0</b>      | <b>1,999,709</b> | <b>0</b>       | <b>0</b> | <b>0</b> | <b>0</b> | <b>3,044,601</b> |
| <b>Project Total:</b>  | <b>1,044,892</b> | <b>0</b>      | <b>1,999,709</b> | <b>0</b>       | <b>0</b> | <b>0</b> | <b>0</b> | <b>3,044,601</b> |

Effective Date: 04/01/2016 Florida Department of Transportation Run: 04/06/2016 08.21.32

## 5 Year TIP

### View 5 Year TIP Phase Grouping Crosswalk

#### DISTRICT 7

| Fund  | <2017          | 2017             | 2018     | 2019     | 2020     | 2021     | >2021    | All Years        |
|---|----------------|------------------|----------|----------|----------|----------|----------|------------------|
| Item Number: 434807 1 Project Description: <b>US 19 (SR 55) FROM S OF LIVE OAK ST TO N OF BRITTANY PARK BLV</b> *SIS* |                |                  |          |          |          |          |          |                  |
| District: 07 County: PINELLAS Type of Work: RESURFACING Project Length: 1.320   |                |                  |          |          |          |          |          |                  |
| Extra Description: 6 LANES  |                |                  |          |          |          |          |          |                  |
| PRELIMINARY ENGINEERING / MANAGED BY FDOT <a href="#">Long Range Transportation Plan: Objective 4.2</a>               |                |                  |          |          |          |          |          |                  |
| ACSA -ADVANCE CONSTRUCTION (SA)   | 668,042        | 0                | 0        | 0        | 0        | 0        | 0        | 668,042          |
| DDR -DISTRICT DEDICATED REVENUE   | 56,520         | 0                | 0        | 0        | 0        | 0        | 0        | 56,520           |
| DIH -STATE IN-HOUSE PRODUCT SUPPORT   | 33,149         | 0                | 0        | 0        | 0        | 0        | 0        | 33,149           |
| DS -STATE PRIMARY HIGHWAYS & PTO  | 1,560          | 0                | 0        | 0        | 0        | 0        | 0        | 1,560            |
| SA -STP, ANY AREA   | 29,026         | 0                | 0        | 0        | 0        | 0        | 0        | 29,026           |
| CONSTRUCTION / MANAGED BY FDOT  |                |                  |          |          |          |          |          |                  |
| NHRE -NAT HWY PERFORM - RESURFACING   | 0              | 1,861,520        | 0        | 0        | 0        | 0        | 0        | 1,861,520        |
| SA -STP, ANY AREA   | 0              | 714,396          | 0        | 0        | 0        | 0        | 0        | 714,396          |
| ENVIRONMENTAL / MANAGED BY FDOT   |                |                  |          |          |          |          |          |                  |
| DS -STATE PRIMARY HIGHWAYS & PTO  | 10,000         | 0                | 0        | 0        | 0        | 0        | 0        | 10,000           |
| SA -STP, ANY AREA   | 11,144         | 0                | 0        | 0        | 0        | 0        | 0        | 11,144           |
| <b>Item 434807 1 Totals:</b>  | <b>809,441</b> | <b>2,575,916</b> | <b>0</b> | <b>0</b> | <b>0</b> | <b>0</b> | <b>0</b> | <b>3,385,357</b> |

Effective Date: 04/01/2016 Florida Department of Transportation Run: 04/06/2016 08.21.32

## 5 Year TIP

### View 5 Year TIP Phase Grouping Crosswalk

#### DISTRICT 7

| Fund   | <2017          | 2017             | 2018           | 2019     | 2020     | 2021     | >2021    | All Years        |
|--|----------------|------------------|----------------|----------|----------|----------|----------|------------------|
| Item Number: 434807 2 Project Description: <b>US 19 (SR 55) FROM S OF LIVE OAK ST TO N OF BRITTANY PARK BLVD *SIS*</b> |                |                  |                |          |          |          |          |                  |
| District: 07 County: PINELLAS Type of Work: MISCELLANEOUS STRUCTURE Project Length: 1.320                              |                |                  |                |          |          |          |          |                  |
| Extra Description: RESTORATION/RECONST EXISTING GRAVITY WALL AND ADJC SIDEWALK   |                |                  |                |          |          |          |          |                  |
| PRELIMINARY ENGINEERING / MANAGED BY FDOT <a href="#">Long Range Transportation Plan: Objective 4.2</a>                |                |                  |                |          |          |          |          |                  |
| DDR -DISTRICT DEDICATED REVENUE  | 72,490         | 0                | 0              | 0        | 0        | 0        | 0        | 72,490           |
| DIH -STATE IN-HOUSE PRODUCT SUPPORT  | 500            | 0                | 0              | 0        | 0        | 0        | 0        | 500              |
| CONSTRUCTION / MANAGED BY FDOT   |                |                  |                |          |          |          |          |                  |
| DDR -DISTRICT DEDICATED REVENUE  | 0              | 706,391          | 0              | 0        | 0        | 0        | 0        | 706,391          |
| DIH -STATE IN-HOUSE PRODUCT SUPPORT  | 0              | 19,572           | 0              | 0        | 0        | 0        | 0        | 19,572           |
| <b>Item 434807 2 Totals:</b>   | <b>72,990</b>  | <b>725,963</b>   | <b>0</b>       | <b>0</b> | <b>0</b> | <b>0</b> | <b>0</b> | <b>798,953</b>   |
| <b>Project Total:</b>  | <b>882,431</b> | <b>3,301,879</b> | <b>0</b>       | <b>0</b> | <b>0</b> | <b>0</b> | <b>0</b> | <b>4,184,310</b> |
| Item Number: 434839 1 Project Description: <b>SR 682/54TH AVE S FROM US 19 (SR 55) TO 41ST ST S *SIS*</b>              |                |                  |                |          |          |          |          |                  |
| District: 07 County: PINELLAS Type of Work: RESURFACING Project Length: .897   |                |                  |                |          |          |          |          |                  |
| Extra Description: 4 LANES   |                |                  |                |          |          |          |          |                  |
| PRELIMINARY ENGINEERING / MANAGED BY FDOT <a href="#">Long Range Transportation Plan: Objective 4.2</a>                |                |                  |                |          |          |          |          |                  |
| ACSA -ADVANCE CONSTRUCTION (SA)  | 380,000        | 0                | 0              | 0        | 0        | 0        | 0        | 380,000          |
| DIH -STATE IN-HOUSE PRODUCT SUPPORT  | 17,215         | 0                | 0              | 0        | 0        | 0        | 0        | 17,215           |
| DS -STATE PRIMARY HIGHWAYS & PTO   | 26,183         | 0                | 0              | 0        | 0        | 0        | 0        | 26,183           |
| CONSTRUCTION / MANAGED BY FDOT   |                |                  |                |          |          |          |          |                  |
| SA -STP, ANY AREA  | 0              | 0                | 803,665        | 0        | 0        | 0        | 0        | 803,665          |
| <b>Item 434839 1 Totals:</b>   | <b>423,398</b> | <b>0</b>         | <b>803,665</b> | <b>0</b> | <b>0</b> | <b>0</b> | <b>0</b> | <b>1,227,063</b> |
| <b>Project Total:</b>  | <b>423,398</b> | <b>0</b>         | <b>803,665</b> | <b>0</b> | <b>0</b> | <b>0</b> | <b>0</b> | <b>1,227,063</b> |



**5 Year TIP****View 5 Year TIP Phase Grouping Crosswalk  
DISTRICT 7**

| Fund  | <2017          | 2017             | 2018     | 2019     | 2020     | 2021     | >2021    | All Years        |
|---|----------------|------------------|----------|----------|----------|----------|----------|------------------|
| Item Number: 434890 1 Project Description: <b>ALT US 19 NORTH FROM SR 60 TO PASCO COUNTY LINE *NON-SIS*</b>             |                |                  |          |          |          |          |          |                  |
| District: 07 County: PINELLAS Type of Work: ATMS - ARTERIAL TRAFFIC MGMT Project Length: 15.691                         |                |                  |          |          |          |          |          |                  |
| Extra Description: ATMS/ITS   |                |                  |          |          |          |          |          |                  |
| PRELIMINARY ENGINEERING / MANAGED BY PINELLAS COUNTY BOCC <a href="#">Long Range Transportation Plan: Objective 4.1</a> |                |                  |          |          |          |          |          |                  |
| LFP -LOCAL FUNDS FOR PARTICIPATING  | 175,000        | 0                | 0        | 0        | 0        | 0        | 0        | 175,000          |
| TRIP -TRANS REGIONAL INCENTIVE PROGM  | 175,000        | 0                | 0        | 0        | 0        | 0        | 0        | 175,000          |
| CONSTRUCTION / MANAGED BY PINELLAS COUNTY BOCC  |                |                  |          |          |          |          |          |                  |
| LFP -LOCAL FUNDS FOR PARTICIPATING  | 0              | 708,477          | 0        | 0        | 0        | 0        | 0        | 708,477          |
| TRWR -2015 SB2514A-TRAN REG INCT PRG  | 0              | 708,477          | 0        | 0        | 0        | 0        | 0        | 708,477          |
| <b>Item 434890 1 Totals:</b>  | <b>350,000</b> | <b>1,416,954</b> | <b>0</b> | <b>0</b> | <b>0</b> | <b>0</b> | <b>0</b> | <b>1,766,954</b> |
| <b>Project Total:</b>   | <b>350,000</b> | <b>1,416,954</b> | <b>0</b> | <b>0</b> | <b>0</b> | <b>0</b> | <b>0</b> | <b>1,766,954</b> |
| Item Number: 434891 1 Project Description: <b>ALT US 19 SOUTH FROM US 19 TO SR 60 *NON-SIS*</b>                         |                |                  |          |          |          |          |          |                  |
| District: 07 County: PINELLAS Type of Work: ATMS - ARTERIAL TRAFFIC MGMT Project Length: 17.597                         |                |                  |          |          |          |          |          |                  |
| Extra Description: ATMS/ITS   |                |                  |          |          |          |          |          |                  |
| PRELIMINARY ENGINEERING / MANAGED BY PINELLAS COUNTY BOCC <a href="#">Long Range Transportation Plan: Objective 4.1</a> |                |                  |          |          |          |          |          |                  |
| DS -STATE PRIMARY HIGHWAYS & PTO  | 65             | 0                | 0        | 0        | 0        | 0        | 0        | 65               |
| LFP -LOCAL FUNDS FOR PARTICIPATING  | 150,000        | 0                | 0        | 0        | 0        | 0        | 0        | 150,000          |
| TRIP -TRANS REGIONAL INCENTIVE PROGM  | 150,000        | 0                | 0        | 0        | 0        | 0        | 0        | 150,000          |
| CONSTRUCTION / MANAGED BY PINELLAS COUNTY BOCC  |                |                  |          |          |          |          |          |                  |
| LFP -LOCAL FUNDS FOR PARTICIPATING  | 0              | 1,225,000        | 0        | 0        | 0        | 0        | 0        | 1,225,000        |
| TRWR -2015 SB2514A-TRAN REG INCT PRG  | 0              | 1,225,000        | 0        | 0        | 0        | 0        | 0        | 1,225,000        |
| <b>Item 434891 1 Totals:</b>  | <b>300,065</b> | <b>2,450,000</b> | <b>0</b> | <b>0</b> | <b>0</b> | <b>0</b> | <b>0</b> | <b>2,750,065</b> |
| <b>Project Total:</b>   | <b>300,065</b> | <b>2,450,000</b> | <b>0</b> | <b>0</b> | <b>0</b> | <b>0</b> | <b>0</b> | <b>2,750,065</b> |

Effective Date: 04/01/2016 Florida Department of Transportation Run: 04/06/2016 08.21.32

## 5 Year TIP

### View 5 Year TIP Phase Grouping Crosswalk DISTRICT 7

| Fund  | <2017         | 2017           | 2018             | 2019     | 2020     | 2021     | >2021    | All Years        |
|---|---------------|----------------|------------------|----------|----------|----------|----------|------------------|
| Item Number: 435896 1 Project Description: <b>BRIDGE PAINTING PINELLAS COUNTY VARIOUS LOCATIONS *SIS*</b>                 |               |                |                  |          |          |          |          |                  |
| District: 07 County: PINELLAS Type of Work: BRIDGE - PAINTING Project Length: .450  |               |                |                  |          |          |          |          |                  |
| Extra Description: STEEL BRIDGE PAINTING ON BR#150128 BR#150140 AND BR#150143   |               |                |                  |          |          |          |          |                  |
| <b>PRELIMINARY ENGINEERING / MANAGED BY FDOT</b> <a href="#">Long Range Transportation Plan: Objective 4.2</a>            |               |                |                  |          |          |          |          |                  |
| BRRP -STATE BRIDGE REPAIR & REHAB   | 0             | 168,400        | 0                | 0        | 0        | 0        | 0        | 168,400          |
| DIH -STATE IN-HOUSE PRODUCT SUPPORT   | 1,000         | 0              | 0                | 0        | 0        | 0        | 0        | 1,000            |
| <b>CONSTRUCTION / MANAGED BY FDOT</b>   |               |                |                  |          |          |          |          |                  |
| BRRP -STATE BRIDGE REPAIR & REHAB   | 0             | 0              | 1,897,492        | 0        | 0        | 0        | 0        | 1,897,492        |
| DIH -STATE IN-HOUSE PRODUCT SUPPORT   | 0             | 0              | 53,201           | 0        | 0        | 0        | 0        | 53,201           |
| <b>ENVIRONMENTAL / MANAGED BY FDOT</b>  |               |                |                  |          |          |          |          |                  |
| BRRP -STATE BRIDGE REPAIR & REHAB   | 25,000        | 0              | 0                | 0        | 0        | 0        | 0        | 25,000           |
| <b>Item 435896 1 Totals:</b>  | <b>26,000</b> | <b>168,400</b> | <b>1,950,693</b> | <b>0</b> | <b>0</b> | <b>0</b> | <b>0</b> | <b>2,145,093</b> |
| <b>Project Total:</b>   | <b>26,000</b> | <b>168,400</b> | <b>1,950,693</b> | <b>0</b> | <b>0</b> | <b>0</b> | <b>0</b> | <b>2,145,093</b> |
| Item Number: 435909 1 Project Description: <b>ALT US19/SR595 CORRIDOR STUDY I FROM PARK ST N TO BELLEAIR RD *NON-SIS*</b> |               |                |                  |          |          |          |          |                  |
| District: 07 County: PINELLAS Type of Work: PD&E/EMO STUDY Project Length: 10.581   |               |                |                  |          |          |          |          |                  |
| Extra Description: PDE-INCLUDES BIKE/PED PLAN, W/NO SHOULDER BIKE LANES CORRIDOR STUDY INCLUDED WITH PDE PER K.BOGEN      |               |                |                  |          |          |          |          |                  |
| <b>P D &amp; E / MANAGED BY FDOT</b> <a href="#">Long Range Transportation Plan: Objective 4.1</a>                        |               |                |                  |          |          |          |          |                  |
| DIH -STATE IN-HOUSE PRODUCT SUPPORT   | 10,000        | 0              | 0                | 0        | 0        | 0        | 0        | 10,000           |
| DS -STATE PRIMARY HIGHWAYS & PTO  | 0             | 800,000        | 0                | 0        | 0        | 0        | 0        | 800,000          |
| <b>Item 435909 1 Totals:</b>  | <b>10,000</b> | <b>800,000</b> | <b>0</b>         | <b>0</b> | <b>0</b> | <b>0</b> | <b>0</b> | <b>810,000</b>   |

Effective Date: 04/01/2016 Florida Department of Transportation Run: 04/06/2016 08.21.32

## 5 Year TIP

### View 5 Year TIP Phase Grouping Crosswalk DISTRICT 7

| Fund   | <2017            | 2017             | 2018     | 2019     | 2020     | 2021     | >2021    | All Years        |
|--|------------------|------------------|----------|----------|----------|----------|----------|------------------|
| Item Number: 435909 2 Project Description: <b>ALT US19/SR595 CORRIDOR STUDY II FM BELLEAIR RD TO PINELLAS/PASCO CO/L *NON-SIS*</b> |                  |                  |          |          |          |          |          |                  |
| District: 07 County: PINELLAS Type of Work: PD&E/EMO STUDY Project Length: 15.691  |                  |                  |          |          |          |          |          |                  |
| Extra Description: PDE-INCLUDES BIKE/PED PLAN, W/NO SHOULDER BIKE LANES CORRIDOR STUDY INCLUDED WITH PDE PER K.BOGEN               |                  |                  |          |          |          |          |          |                  |
| P D & E / MANAGED BY FDOT <a href="#">Long Range Transportation Plan: Objective 4.1</a>  |                  |                  |          |          |          |          |          |                  |
| DDR -DISTRICT DEDICATED REVENUE  | 0                | 363,073          | 0        | 0        | 0        | 0        | 0        | 363,073          |
| DIH -STATE IN-HOUSE PRODUCT SUPPORT  | 3,000            | 0                | 0        | 0        | 0        | 0        | 0        | 3,000            |
| DS -STATE PRIMARY HIGHWAYS & PTO   | 0                | 836,927          | 0        | 0        | 0        | 0        | 0        | 836,927          |
| <b>Item 435909 2 Totals:</b>   | <b>3,000</b>     | <b>1,200,000</b> | <b>0</b> | <b>0</b> | <b>0</b> | <b>0</b> | <b>0</b> | <b>1,203,000</b> |
| <b>Project Total:</b>  | <b>13,000</b>    | <b>2,000,000</b> | <b>0</b> | <b>0</b> | <b>0</b> | <b>0</b> | <b>0</b> | <b>2,013,000</b> |
| Item Number: 435910 1 Project Description: <b>SR 693/PASADENA AVE CORRIDOR STUDY FROM SHORE DR S TO GULFPORT BLVD *NON-SIS*</b>    |                  |                  |          |          |          |          |          |                  |
| District: 07 County: PINELLAS Type of Work: PD&E/EMO STUDY Project Length: .527  |                  |                  |          |          |          |          |          |                  |
| Extra Description: PDE-INCLUDES BIKE/PED PLAN, 6 LANES W/NO SHOULDER BIKE LANES CORRIDOR STUDY INCLUDED WITH PDE PER K.BOGEN       |                  |                  |          |          |          |          |          |                  |
| P D & E / MANAGED BY FDOT <a href="#">Long Range Transportation Plan: Objective 4.1</a>  |                  |                  |          |          |          |          |          |                  |
| DIH -STATE IN-HOUSE PRODUCT SUPPORT  | 1,000            | 0                | 0        | 0        | 0        | 0        | 0        | 1,000            |
| DS -STATE PRIMARY HIGHWAYS & PTO   | 0                | 400,000          | 0        | 0        | 0        | 0        | 0        | 400,000          |
| <b>Item 435910 1 Totals:</b>   | <b>1,000</b>     | <b>400,000</b>   | <b>0</b> | <b>0</b> | <b>0</b> | <b>0</b> | <b>0</b> | <b>401,000</b>   |
| <b>Project Total:</b>  | <b>1,000</b>     | <b>400,000</b>   | <b>0</b> | <b>0</b> | <b>0</b> | <b>0</b> | <b>0</b> | <b>401,000</b>   |
| Item Number: 435914 1 Project Description: <b>US 19 PD&amp;E FROM 70TH AVE TO SR 690/118TH AVE *NON-SIS*</b>                       |                  |                  |          |          |          |          |          |                  |
| District: 07 County: PINELLAS Type of Work: PD&E/EMO STUDY Project Length: .000  |                  |                  |          |          |          |          |          |                  |
| P D & E / MANAGED BY FDOT <a href="#">Long Range Transportation Plan: Objective 4.1</a>  |                  |                  |          |          |          |          |          |                  |
| -TOTAL OUTSIDE YEARS   | 1,011,000        | 0                | 0        | 0        | 0        | 0        | 0        | 1,011,000        |
| <b>Item 435914 1 Totals:</b>   | <b>1,011,000</b> | <b>0</b>         | <b>0</b> | <b>0</b> | <b>0</b> | <b>0</b> | <b>0</b> | <b>1,011,000</b> |

Effective Date: 04/01/2016 Florida Department of Transportation Run: 04/06/2016 08.21.32

## 5 Year TIP

### View 5 Year TIP Phase Grouping Crosswalk DISTRICT 7

| Fund   | <2017            | 2017             | 2018             | 2019     | 2020     | 2021     | >2021    | All Years        |
|--|------------------|------------------|------------------|----------|----------|----------|----------|------------------|
| Item Number: 435914 2 Project Description: <b>US 19 FROM 70TH AVE TO SR 690/118TH AVE *SIS*</b>                              |                  |                  |                  |          |          |          |          |                  |
| District: 07 County: PINELLAS Type of Work: PRELIMINARY ENGINEERING Project Length: 3.541                                    |                  |                  |                  |          |          |          |          |                  |
| PRELIMINARY ENGINEERING / MANAGED BY FDOT <a href="#">Long Range Transportation Plan: Objective 4.1</a>                      |                  |                  |                  |          |          |          |          |                  |
| DDR -DISTRICT DEDICATED REVENUE  | 0                | 0                | 2,000,000        | 0        | 0        | 0        | 0        | 2,000,000        |
| DIH -STATE IN-HOUSE PRODUCT SUPPORT  | 0                | 1,000            | 0                | 0        | 0        | 0        | 0        | 1,000            |
| DS -STATE PRIMARY HIGHWAYS & PTO   | 144              | 0                | 0                | 0        | 0        | 0        | 0        | 144              |
| <b>Item 435914 2 Totals:</b>   | <b>144</b>       | <b>1,000</b>     | <b>2,000,000</b> | <b>0</b> | <b>0</b> | <b>0</b> | <b>0</b> | <b>2,001,144</b> |
| <b>Project Total:</b>  | <b>1,011,144</b> | <b>1,000</b>     | <b>2,000,000</b> | <b>0</b> | <b>0</b> | <b>0</b> | <b>0</b> | <b>3,012,144</b> |
| Item Number: 436011 1 Project Description: <b>KEYSTONE ROAD FROM E OF EAST LAKE RD TO HILLSBOROUGH COUNTY LINE *NON-SIS*</b> |                  |                  |                  |          |          |          |          |                  |
| District: 07 County: PINELLAS Type of Work: PAVE SHOULDERS Project Length: 2.566   |                  |                  |                  |          |          |          |          |                  |
| Extra Description: CONSTRUCT 4' PAVED SHOULDERS ON EA SIDE OF RD W/ SAFETY EDGE  |                  |                  |                  |          |          |          |          |                  |
| CONSTRUCTION / MANAGED BY FDOT <a href="#">Long Range Transportation Plan: Objective 3.1</a>                                 |                  |                  |                  |          |          |          |          |                  |
| SA -STP, ANY AREA  | 0                | 13,647           | 0                | 0        | 0        | 0        | 0        | 13,647           |
| CONSTRUCTION / MANAGED BY PINELLAS COUNTY  |                  |                  |                  |          |          |          |          |                  |
| HSP -SAFETY (HIWAY SAFETY PROGRAM)   | 0                | 914,900          | 0                | 0        | 0        | 0        | 0        | 914,900          |
| LF -LOCAL FUNDS  | 0                | 800,000          | 0                | 0        | 0        | 0        | 0        | 800,000          |
| <b>Item 436011 1 Totals:</b>   | <b>0</b>         | <b>1,728,547</b> | <b>0</b>         | <b>0</b> | <b>0</b> | <b>0</b> | <b>0</b> | <b>1,728,547</b> |
| <b>Project Total:</b>  | <b>0</b>         | <b>1,728,547</b> | <b>0</b>         | <b>0</b> | <b>0</b> | <b>0</b> | <b>0</b> | <b>1,728,547</b> |

**5 Year TIP****View 5 Year TIP Phase Grouping Crosswalk  
DISTRICT 7**

| Fund   | <2017          | 2017           | 2018           | 2019             | 2020           | 2021     | >2021    | All Years        |
|--|----------------|----------------|----------------|------------------|----------------|----------|----------|------------------|
| Item Number: 436056 1 Project Description: <b>10TH &amp; 11TH AVE S BOOKER CREEK BRIDGE #157235 *NON-SIS*</b>                      |                |                |                |                  |                |          |          |                  |
| District: 07 County: PINELLAS Type of Work: BRIDGE REPLACEMENT Project Length: .038  |                |                |                |                  |                |          |          |                  |
| Extra Description: BRIDGE REPLACEMENT ON 11TH AVE S BTWN 5TH ST AND US 92  |                |                |                |                  |                |          |          |                  |
| <b>PRELIMINARY ENGINEERING / MANAGED BY FDOT</b> <a href="#">Long Range Transportation Plan: Objective 4.2</a>                     |                |                |                |                  |                |          |          |                  |
| ACBZ -ADVANCE CONSTRUCTION (BRTZ)  | 0              | 1,000          | 0              | 0                | 0              | 0        | 0        | 1,000            |
| LF -LOCAL FUNDS  | 0              | 0              | 572,000        | 0                | 0              | 0        | 0        | 572,000          |
| <b>CONSTRUCTION / MANAGED BY FDOT</b>  |                |                |                |                  |                |          |          |                  |
| ACBZ -ADVANCE CONSTRUCTION (BRTZ)  | 0              | 0              | 0              | 0                | 585,806        | 0        | 0        | 585,806          |
| LF -LOCAL FUNDS  | 0              | 0              | 0              | 0                | 189,943        | 0        | 0        | 189,943          |
| <b>Item 436056 1 Totals:</b>   | <b>0</b>       | <b>1,000</b>   | <b>572,000</b> | <b>0</b>         | <b>775,749</b> | <b>0</b> | <b>0</b> | <b>1,348,749</b> |
| <b>Project Total:</b>  | <b>0</b>       | <b>1,000</b>   | <b>572,000</b> | <b>0</b>         | <b>775,749</b> | <b>0</b> | <b>0</b> | <b>1,348,749</b> |
|  |                |                |                |                  |                |          |          |                  |
| Item Number: 436485 1 Project Description: <b>ALT US 19/SR 595/SEMINOLE BLVD FROM S OF 53RD AVE N TO N OF 100TH TERR *NON-SIS*</b> |                |                |                |                  |                |          |          |                  |
| District: 07 County: PINELLAS Type of Work: RESURFACING Project Length: 3.104  |                |                |                |                  |                |          |          |                  |
| Extra Description: 6 LANES   |                |                |                |                  |                |          |          |                  |
| <b>PRELIMINARY ENGINEERING / MANAGED BY FDOT</b> <a href="#">Long Range Transportation Plan: Objective 4.2</a>                     |                |                |                |                  |                |          |          |                  |
| DDR -DISTRICT DEDICATED REVENUE  | 0              | 564,495        | 0              | 0                | 0              | 0        | 0        | 564,495          |
| DIH -STATE IN-HOUSE PRODUCT SUPPORT  | 55,000         | 1,000          | 0              | 0                | 0              | 0        | 0        | 56,000           |
| DS -STATE PRIMARY HIGHWAYS & PTO   | 790,011        | 0              | 0              | 0                | 0              | 0        | 0        | 790,011          |
| <b>CONSTRUCTION / MANAGED BY FDOT</b>  |                |                |                |                  |                |          |          |                  |
| DDR -DISTRICT DEDICATED REVENUE  | 0              | 0              | 0              | 1,806,599        | 0              | 0        | 0        | 1,806,599        |
| DIH -STATE IN-HOUSE PRODUCT SUPPORT  | 0              | 0              | 0              | 173,976          | 0              | 0        | 0        | 173,976          |
| SA -STP, ANY AREA  | 0              | 0              | 0              | 4,099,479        | 0              | 0        | 0        | 4,099,479        |
| <b>Item 436485 1 Totals:</b>   | <b>845,011</b> | <b>565,495</b> | <b>0</b>       | <b>6,080,054</b> | <b>0</b>       | <b>0</b> | <b>0</b> | <b>7,490,560</b> |
| <b>Project Total:</b>  | <b>845,011</b> | <b>565,495</b> | <b>0</b>       | <b>6,080,054</b> | <b>0</b>       | <b>0</b> | <b>0</b> | <b>7,490,560</b> |

Effective Date: 04/01/2016 Florida Department of Transportation Run: 04/06/2016 08.21.32

## 5 Year TIP

### View 5 Year TIP Phase Grouping Crosswalk DISTRICT 7

| Fund  | <2017          | 2017           | 2018     | 2019             | 2020     | 2021     | >2021    | All Years        |
|---|----------------|----------------|----------|------------------|----------|----------|----------|------------------|
| Item Number: 436486 1 Project Description: <b>SR 586/CURLEW RD FM E OF FISHER RD TO W OF TALLY DR/69TH ST *NON-SIS*</b> |                |                |          |                  |          |          |          |                  |
| District: 07 County: PINELLAS Type of Work: RESURFACING Project Length: .462  |                |                |          |                  |          |          |          |                  |
| Extra Description: 6 LANES  |                |                |          |                  |          |          |          |                  |
| PRELIMINARY ENGINEERING / MANAGED BY FDOT <a href="#">Long Range Transportation Plan: Objective 4.2</a>                 |                |                |          |                  |          |          |          |                  |
| DDR -DISTRICT DEDICATED REVENUE   | 1,752          | 0              | 0        | 0                | 0        | 0        | 0        | 1,752            |
| DIH -STATE IN-HOUSE PRODUCT SUPPORT   | 10,999         | 0              | 0        | 0                | 0        | 0        | 0        | 10,999           |
| DS -STATE PRIMARY HIGHWAYS & PTO  | 446,809        | 0              | 0        | 0                | 0        | 0        | 0        | 446,809          |
| CONSTRUCTION / MANAGED BY FDOT  |                |                |          |                  |          |          |          |                  |
| DS -STATE PRIMARY HIGHWAYS & PTO  | 513            | 0              | 0        | 0                | 0        | 0        | 0        | 513              |
| SA -STP, ANY AREA   | 0              | 0              | 0        | 812,884          | 0        | 0        | 0        | 812,884          |
| <b>Item 436486 1 Totals:</b>  | <b>460,073</b> | <b>0</b>       | <b>0</b> | <b>812,884</b>   | <b>0</b> | <b>0</b> | <b>0</b> | <b>1,272,957</b> |
| <b>Project Total:</b>   | <b>460,073</b> | <b>0</b>       | <b>0</b> | <b>812,884</b>   | <b>0</b> | <b>0</b> | <b>0</b> | <b>1,272,957</b> |
| Item Number: 436487 1 Project Description: <b>ALT US 19/SR 595/4TH AVE N FROM 5TH AVE N TO 3RD ST N *NON-SIS*</b>       |                |                |          |                  |          |          |          |                  |
| District: 07 County: PINELLAS Type of Work: RESURFACING Project Length: 1.216   |                |                |          |                  |          |          |          |                  |
| Extra Description: 2 LANES  |                |                |          |                  |          |          |          |                  |
| PRELIMINARY ENGINEERING / MANAGED BY FDOT <a href="#">Long Range Transportation Plan: Objective 4.2</a>                 |                |                |          |                  |          |          |          |                  |
| DDR -DISTRICT DEDICATED REVENUE   | 0              | 405,269        | 0        | 0                | 0        | 0        | 0        | 405,269          |
| DIH -STATE IN-HOUSE PRODUCT SUPPORT   | 5,000          | 1,000          | 0        | 0                | 0        | 0        | 0        | 6,000            |
| DS -STATE PRIMARY HIGHWAYS & PTO  | 144,879        | 0              | 0        | 0                | 0        | 0        | 0        | 144,879          |
| CONSTRUCTION / MANAGED BY FDOT  |                |                |          |                  |          |          |          |                  |
| SA -STP, ANY AREA   | 0              | 0              | 0        | 1,620,755        | 0        | 0        | 0        | 1,620,755        |
| <b>Item 436487 1 Totals:</b>  | <b>149,879</b> | <b>406,269</b> | <b>0</b> | <b>1,620,755</b> | <b>0</b> | <b>0</b> | <b>0</b> | <b>2,176,903</b> |
| <b>Project Total:</b>   | <b>149,879</b> | <b>406,269</b> | <b>0</b> | <b>1,620,755</b> | <b>0</b> | <b>0</b> | <b>0</b> | <b>2,176,903</b> |

Effective Date: 04/01/2016 Florida Department of Transportation Run: 04/06/2016 08.21.32

## 5 Year TIP

### View 5 Year TIP Phase Grouping Crosswalk DISTRICT 7

| Fund  | <2017          | 2017           | 2018             | 2019             | 2020     | 2021     | >2021    | All Years        |
|---|----------------|----------------|------------------|------------------|----------|----------|----------|------------------|
| Item Number: 436488 1 Project Description: <b>ALT US 19/S &amp; N MYRTLE AVE FM SR 60/CHESTNUT TO MOHAWK ST *NON-SIS*</b> |                |                |                  |                  |          |          |          |                  |
| District: 07 County: PINELLAS Type of Work: RESURFACING Project Length: 1.592   |                |                |                  |                  |          |          |          |                  |
| Extra Description: 4 LANES  |                |                |                  |                  |          |          |          |                  |
| <b>PRELIMINARY ENGINEERING / MANAGED BY FDOT</b> <a href="#">Long Range Transportation Plan: Objective 4.2</a>            |                |                |                  |                  |          |          |          |                  |
| DDR -DISTRICT DEDICATED REVENUE   | 0              | 465,241        | 0                | 0                | 0        | 0        | 0        | 465,241          |
| DIH -STATE IN-HOUSE PRODUCT SUPPORT   | 6,000          | 1,000          | 0                | 0                | 0        | 0        | 0        | 7,000            |
| DS -STATE PRIMARY HIGHWAYS & PTO  | 205,907        | 0              | 0                | 0                | 0        | 0        | 0        | 205,907          |
| <b>CONSTRUCTION / MANAGED BY FDOT</b>   |                |                |                  |                  |          |          |          |                  |
| DDR -DISTRICT DEDICATED REVENUE   | 0              | 0              | 0                | 1,955,715        | 0        | 0        | 0        | 1,955,715        |
| DIH -STATE IN-HOUSE PRODUCT SUPPORT   | 0              | 0              | 0                | 201,830          | 0        | 0        | 0        | 201,830          |
| <b>Item 436488 1 Totals:</b>  | <b>211,907</b> | <b>466,241</b> | <b>0</b>         | <b>2,157,545</b> | <b>0</b> | <b>0</b> | <b>0</b> | <b>2,835,693</b> |
| <b>Project Total:</b>   | <b>211,907</b> | <b>466,241</b> | <b>0</b>         | <b>2,157,545</b> | <b>0</b> | <b>0</b> | <b>0</b> | <b>2,835,693</b> |
| Item Number: 436678 1 Project Description: <b>I-175/I-375/BAYSHORE DR DOWNTOWN ST PETERSBURG *NON-SIS*</b>                |                |                |                  |                  |          |          |          |                  |
| District: 07 County: PINELLAS Type of Work: ITS COMMUNICATION SYSTEM Project Length: .000                                 |                |                |                  |                  |          |          |          |                  |
| Extra Description: CST ITS EQUIPMENT IN THIS HIGH PRIORITY CORRIDOR   |                |                |                  |                  |          |          |          |                  |
| <b>CONSTRUCTION / RESPONSIBLE AGENCY NOT AVAILABLE</b> <a href="#">Long Range Transportation Plan: Objective 4.1</a>      |                |                |                  |                  |          |          |          |                  |
| LF -LOCAL FUNDS   | 0              | 0              | 1,800,000        | 0                | 0        | 0        | 0        | 1,800,000        |
| TRWR -2015 SB2514A-TRAN REG INCT PRG  | 0              | 0              | 1,800,000        | 0                | 0        | 0        | 0        | 1,800,000        |
| <b>Item 436678 1 Totals:</b>  | <b>0</b>       | <b>0</b>       | <b>3,600,000</b> | <b>0</b>         | <b>0</b> | <b>0</b> | <b>0</b> | <b>3,600,000</b> |
| <b>Project Total:</b>   | <b>0</b>       | <b>0</b>       | <b>3,600,000</b> | <b>0</b>         | <b>0</b> | <b>0</b> | <b>0</b> | <b>3,600,000</b> |

Effective Date: 04/01/2016 Florida Department of Transportation Run: 04/06/2016 08.21.32

## 5 Year TIP

### View 5 Year TIP Phase Grouping Crosswalk DISTRICT 7

| Fund  | <2017         | 2017             | 2018     | 2019           | 2020     | 2021     | >2021    | All Years        |
|---|---------------|------------------|----------|----------------|----------|----------|----------|------------------|
| Item Number: 437040 1 Project Description: <b>I-275 (SR 93) FROM SB I-275 EXIT RAMP TO 22ND AVE S *SIS*</b>   |               |                  |          |                |          |          |          |                  |
| District: 07 County: PINELLAS Type of Work: INTERCHANGE IMPROVEMENT Project Length: .156                      |               |                  |          |                |          |          |          |                  |
| Extra Description: OFF RAMP TO 22ND AVE S   |               |                  |          |                |          |          |          |                  |
| PRELIMINARY ENGINEERING / MANAGED BY FDOT <a href="#">Long Range Transportation Plan: Objective 4.1</a>       |               |                  |          |                |          |          |          |                  |
| DIH -STATE IN-HOUSE<br>PRODUCT SUPPORT  | 5,000         | 0                | 0        | 0              | 0        | 0        | 0        | 5,000            |
| DS -STATE PRIMARY<br>HIGHWAYS & PTO   | 80,796        | 0                | 0        | 0              | 0        | 0        | 0        | 80,796           |
| CONSTRUCTION / MANAGED BY FDOT  |               |                  |          |                |          |          |          |                  |
| DIH -STATE IN-HOUSE<br>PRODUCT SUPPORT  | 0             | 0                | 0        | 10,820         | 0        | 0        | 0        | 10,820           |
| HSP -SAFETY (HIWAY<br>SAFETY PROGRAM)   | 0             | 0                | 0        | 632,870        | 0        | 0        | 0        | 632,870          |
| <b>Item 437040 1 Totals:</b>  | <b>85,796</b> | <b>0</b>         | <b>0</b> | <b>643,690</b> | <b>0</b> | <b>0</b> | <b>0</b> | <b>729,486</b>   |
| <b>Project Total:</b>   | <b>85,796</b> | <b>0</b>         | <b>0</b> | <b>643,690</b> | <b>0</b> | <b>0</b> | <b>0</b> | <b>729,486</b>   |
| Item Number: 437043 1 Project Description: <b>NE COACHMAN ROAD AND OLD COACHMAN ROAD *NON-SIS*</b>            |               |                  |          |                |          |          |          |                  |
| District: 07 County: PINELLAS Type of Work: INTERSECTION IMPROVEMENT Project Length: .010                     |               |                  |          |                |          |          |          |                  |
| Extra Description: RECONSTRUCTING AND WIDENING THE INTERSECTION   |               |                  |          |                |          |          |          |                  |
| CONSTRUCTION / RESPONSIBLE AGENCY NOT AVAILABLE <a href="#">Long Range Transportation Plan: Objective 4.1</a> |               |                  |          |                |          |          |          |                  |
| CIGP -COUNTY INCENTIVE<br>GRANT PROGRAM   | 0             | 535,823          | 0        | 0              | 0        | 0        | 0        | 535,823          |
| LF -LOCAL FUNDS   | 0             | 1,456            | 0        | 0              | 0        | 0        | 0        | 1,456            |
| LFP -LOCAL FUNDS FOR<br>PARTICIPATING   | 0             | 535,823          | 0        | 0              | 0        | 0        | 0        | 535,823          |
| <b>Item 437043 1 Totals:</b>  | <b>0</b>      | <b>1,073,102</b> | <b>0</b> | <b>0</b>       | <b>0</b> | <b>0</b> | <b>0</b> | <b>1,073,102</b> |
| <b>Project Total:</b>   | <b>0</b>      | <b>1,073,102</b> | <b>0</b> | <b>0</b>       | <b>0</b> | <b>0</b> | <b>0</b> | <b>1,073,102</b> |



Effective Date: 04/01/2016 Florida Department of Transportation Run: 04/06/2016 08.21.32

## 5 Year TIP

### View 5 Year TIP Phase Grouping Crosswalk DISTRICT 7

| Fund   | <2017    | 2017     | 2018           | 2019             | 2020     | 2021     | >2021    | All Years        |
|--|----------|----------|----------------|------------------|----------|----------|----------|------------------|
| Item Number: 437045 1 Project Description: <b>SR 699 (GULF BLVD) AND CR 150 (107TH AVE) *NON-SIS*</b>                    |          |          |                |                  |          |          |          |                  |
| District: 07 County: PINELLAS Type of Work: ITS COMMUNICATION SYSTEM Project Length: .000                                |          |          |                |                  |          |          |          |                  |
| Extra Description: INSTALL ITS EQUIPMENT/DMS FOR CONGESTION MANAGEMENT   |          |          |                |                  |          |          |          |                  |
| CONSTRUCTION / RESPONSIBLE AGENCY NOT AVAILABLE <a href="#">Long Range Transportation Plan: Objective 4.1</a>            |          |          |                |                  |          |          |          |                  |
| CIGP -COUNTY INCENTIVE GRANT PROGRAM   | 0        | 0        | 0              | 300,000          | 0        | 0        | 0        | 300,000          |
| LFP -LOCAL FUNDS FOR PARTICIPATING   | 0        | 0        | 0              | 300,000          | 0        | 0        | 0        | 300,000          |
| <b>Item 437045 1 Totals:</b>   | <b>0</b> | <b>0</b> | <b>0</b>       | <b>600,000</b>   | <b>0</b> | <b>0</b> | <b>0</b> | <b>600,000</b>   |
| <b>Project Total:</b>  | <b>0</b> | <b>0</b> | <b>0</b>       | <b>600,000</b>   | <b>0</b> | <b>0</b> | <b>0</b> | <b>600,000</b>   |
| Item Number: 437047 1 Project Description: <b>CR 611 (49TH ST N) FROM 46TH AVE N TO SR 60 *NON-SIS*</b>                  |          |          |                |                  |          |          |          |                  |
| District: 07 County: PINELLAS Type of Work: ITS COMMUNICATION SYSTEM Project Length: 3.933                               |          |          |                |                  |          |          |          |                  |
| Extra Description: INSTALLATION OF ATMS/ITS EQUIPMENT  |          |          |                |                  |          |          |          |                  |
| PRELIMINARY ENGINEERING / RESPONSIBLE AGENCY NOT AVAILABLE <a href="#">Long Range Transportation Plan: Objective 4.1</a> |          |          |                |                  |          |          |          |                  |
| CIGP -COUNTY INCENTIVE GRANT PROGRAM   | 0        | 0        | 133,500        | 0                | 0        | 0        | 0        | 133,500          |
| LFP -LOCAL FUNDS FOR PARTICIPATING   | 0        | 0        | 133,500        | 0                | 0        | 0        | 0        | 133,500          |
| CONSTRUCTION / RESPONSIBLE AGENCY NOT AVAILABLE  |          |          |                |                  |          |          |          |                  |
| CIGP -COUNTY INCENTIVE GRANT PROGRAM   | 0        | 0        | 0              | 1,548,300        | 0        | 0        | 0        | 1,548,300        |
| LFP -LOCAL FUNDS FOR PARTICIPATING   | 0        | 0        | 0              | 1,548,300        | 0        | 0        | 0        | 1,548,300        |
| <b>Item 437047 1 Totals:</b>   | <b>0</b> | <b>0</b> | <b>267,000</b> | <b>3,096,600</b> | <b>0</b> | <b>0</b> | <b>0</b> | <b>3,363,600</b> |
| <b>Project Total:</b>  | <b>0</b> | <b>0</b> | <b>267,000</b> | <b>3,096,600</b> | <b>0</b> | <b>0</b> | <b>0</b> | <b>3,363,600</b> |

Effective Date: 04/01/2016 Florida Department of Transportation Run: 04/06/2016 08.21.32

## 5 Year TIP

### View 5 Year TIP Phase Grouping Crosswalk DISTRICT 7

| Fund  | <2017         | 2017             | 2018           | 2019     | 2020           | 2021     | >2021    | All Years        |
|---|---------------|------------------|----------------|----------|----------------|----------|----------|------------------|
| Item Number: 437635 1 Project Description: <b>I-275/US19/SR55/SR93 FROM END OF SB ON-RAMP TO END OF SB OFF-RAMP *SIS*</b> |               |                  |                |          |                |          |          |                  |
| District: 07 County: PINELLAS Type of Work: REST AREA Project Length: .238  |               |                  |                |          |                |          |          |                  |
| Extra Description: ON-RAMP #15170002, OFF-RAMP #15170005  |               |                  |                |          |                |          |          |                  |
| PRELIMINARY ENGINEERING / MANAGED BY FDOT <a href="#">Long Range Transportation Plan: Objective 4.2</a>                   |               |                  |                |          |                |          |          |                  |
| DSB1 -SKYWAY  | 50,000        | 144,200          | 0              | 0        | 0              | 0        | 0        | 194,200          |
| DESIGN BUILD / MANAGED BY FDOT  |               |                  |                |          |                |          |          |                  |
| DSB1 -SKYWAY  | 0             | 7,530,675        | 0              | 0        | 0              | 0        | 0        | 7,530,675        |
| <b>Item 437635 1 Totals:</b>  | <b>50,000</b> | <b>7,674,875</b> | <b>0</b>       | <b>0</b> | <b>0</b>       | <b>0</b> | <b>0</b> | <b>7,724,875</b> |
| <b>Project Total:</b>   | <b>50,000</b> | <b>7,674,875</b> | <b>0</b>       | <b>0</b> | <b>0</b>       | <b>0</b> | <b>0</b> | <b>7,724,875</b> |
| Item Number: 437643 1 Project Description: <b>SR 693/66TH ST FROM 30TH AVE N TO 58TH AVE N *NON-SIS*</b>                  |               |                  |                |          |                |          |          |                  |
| District: 07 County: PINELLAS Type of Work: ADD TURN LANE(S) Project Length: 1.760  |               |                  |                |          |                |          |          |                  |
| Extra Description: RELOCATE, CONVERT, CLOSE MEDIAN OPENINGS, LENGTHEN TURN LANES  |               |                  |                |          |                |          |          |                  |
| PRELIMINARY ENGINEERING / MANAGED BY FDOT <a href="#">Long Range Transportation Plan: Objective 4.1</a>                   |               |                  |                |          |                |          |          |                  |
| DIH -STATE IN-HOUSE<br>PRODUCT SUPPORT  | 0             | 1,000            | 0              | 0        | 0              | 0        | 0        | 1,000            |
| HSP -SAFETY (HIWAY<br>SAFETY PROGRAM)   | 0             | 0                | 516,282        | 0        | 0              | 0        | 0        | 516,282          |
| CONSTRUCTION / MANAGED BY FDOT  |               |                  |                |          |                |          |          |                  |
| DIH -STATE IN-HOUSE<br>PRODUCT SUPPORT  | 0             | 0                | 0              | 0        | 11,100         | 0        | 0        | 11,100           |
| HSP -SAFETY (HIWAY<br>SAFETY PROGRAM)   | 0             | 0                | 0              | 0        | 852,935        | 0        | 0        | 852,935          |
| <b>Item 437643 1 Totals:</b>  | <b>0</b>      | <b>1,000</b>     | <b>516,282</b> | <b>0</b> | <b>864,035</b> | <b>0</b> | <b>0</b> | <b>1,381,317</b> |
| <b>Project Total:</b>   | <b>0</b>      | <b>1,000</b>     | <b>516,282</b> | <b>0</b> | <b>864,035</b> | <b>0</b> | <b>0</b> | <b>1,381,317</b> |

**5 Year TIP****View 5 Year TIP Phase Grouping Crosswalk  
DISTRICT 7**

| Fund   | <2017        | 2017           | 2018           | 2019             | 2020     | 2021     | >2021    | All Years        |
|--|--------------|----------------|----------------|------------------|----------|----------|----------|------------------|
| Item Number: 437805 1 Project Description: <b>I-275(SR93)&amp;US19(SR55)&amp;SR60 PINELLAS COUNTY VARIOUS LOCATIONS *SIS*</b>      |              |                |                |                  |          |          |          |                  |
| District: 07 County: PINELLAS Type of Work: LIGHTING Project Length: 9.067 Extra Description: REPLACE HIGH MAST LIGHTING           |              |                |                |                  |          |          |          |                  |
| PRELIMINARY ENGINEERING / MANAGED BY FDOT <a href="#">Long Range Transportation Plan: Objective 4.2</a>                            |              |                |                |                  |          |          |          |                  |
| DDR  | 0            | 300,000        | 0              | 0                | 0        | 0        | 0        | 300,000          |
| DIH  | 1,500        | 0              | 0              | 0                | 0        | 0        | 0        | 1,500            |
| <b>Item 437805 1 Totals:</b>   | <b>1,500</b> | <b>300,000</b> | <b>0</b>       | <b>0</b>         | <b>0</b> | <b>0</b> | <b>0</b> | <b>301,500</b>   |
| <b>Project Total:</b>  | <b>1,500</b> | <b>300,000</b> | <b>0</b>       | <b>0</b>         | <b>0</b> | <b>0</b> | <b>0</b> | <b>301,500</b>   |
| Item Number: 437807 1 Project Description: <b>SR 687/3RD ST N/4TH ST N FROM 5TH AVE S TO 5 AVE N *NON-SIS*</b>                     |              |                |                |                  |          |          |          |                  |
| District: 07 County: PINELLAS Type of Work: SIDEWALK Project Length: 1.624   |              |                |                |                  |          |          |          |                  |
| Extra Description: PROVIDE SIDEWALK RAMP, SIGNAL MOD, HIGH EMPHASIS CROSSWALK  |              |                |                |                  |          |          |          |                  |
| PRELIMINARY ENGINEERING / MANAGED BY FDOT <a href="#">Long Range Transportation Plan: Objective 2.3</a>                            |              |                |                |                  |          |          |          |                  |
| DIH  | 5,000        | 0              | 0              | 0                | 0        | 0        | 0        | 5,000            |
| HSP  | 0            | 200,000        | 0              | 0                | 0        | 0        | 0        | 200,000          |
| CONSTRUCTION / MANAGED BY CITY OF ST PETERSBURG  |              |                |                |                  |          |          |          |                  |
| HSP  | 0            | 0              | 0              | 1,118,000        | 0        | 0        | 0        | 1,118,000        |
| CONSTRUCTION / MANAGED BY FDOT   |              |                |                |                  |          |          |          |                  |
| DIH  | 0            | 0              | 0              | 118,040          | 0        | 0        | 0        | 118,040          |
| <b>Item 437807 1 Totals:</b>   | <b>5,000</b> | <b>200,000</b> | <b>0</b>       | <b>1,236,040</b> | <b>0</b> | <b>0</b> | <b>0</b> | <b>1,441,040</b> |
| <b>Project Total:</b>  | <b>5,000</b> | <b>200,000</b> | <b>0</b>       | <b>1,236,040</b> | <b>0</b> | <b>0</b> | <b>0</b> | <b>1,441,040</b> |
| Item Number: 437808 1 Project Description: <b>70TH AVE N FROM US 19 (SR 55) TO CYPRESS TERRACE *NON-SIS*</b>                       |              |                |                |                  |          |          |          |                  |
| District: 07 County: PINELLAS Type of Work: ADD LEFT TURN LANE(S) Project Length: .052   |              |                |                |                  |          |          |          |                  |
| Extra Description: CONSTRUCT WB LEFT TURN LANE, RECONST SIDEWALK, DRAINAGE/SIGNAL  |              |                |                |                  |          |          |          |                  |
| CONSTRUCTION / MANAGED BY CITY OF PINELLAS PARK <a href="#">Long Range Transportation Plan: Objective 4.1</a>                      |              |                |                |                  |          |          |          |                  |
| HSP  | 0            | 0              | 373,563        | 0                | 0        | 0        | 0        | 373,563          |
| SA -STP, ANY AREA  | 0            | 0              | 5,000          | 0                | 0        | 0        | 0        | 5,000            |
| <b>Item 437808 1 Totals:</b>   | <b>0</b>     | <b>0</b>       | <b>378,563</b> | <b>0</b>         | <b>0</b> | <b>0</b> | <b>0</b> | <b>378,563</b>   |
| <b>Project Total:</b>  | <b>0</b>     | <b>0</b>       | <b>378,563</b> | <b>0</b>         | <b>0</b> | <b>0</b> | <b>0</b> | <b>378,563</b>   |
| Item Number: 438725 1 Project Description: <b>RAILROAD AVE, SAFETY HARBOR, AT CROSSING NGCN 626837H, RR MP SY 866.61 *NON-SIS*</b> |              |                |                |                  |          |          |          |                  |
| District: 07 County: PINELLAS Type of Work: RAIL SAFETY PROJECT Project Length: .000   |              |                |                |                  |          |          |          |                  |
| Extra Description: NEEDS NEW FLASHING LIGHTS AND GATES TO RAILROAD STANDARDS   |              |                |                |                  |          |          |          |                  |
| RAILROAD & UTILITIES / MANAGED BY FDOT <a href="#">Long Range Transportation Plan: Objective 4.2</a>                               |              |                |                |                  |          |          |          |                  |
| RHP -RAIL HIGHWAY X-INGS - PROT DEV  | 0            | 258,115        | 0              | 0                | 0        | 0        | 0        | 258,115          |
| <b>Item 438725 1 Totals:</b>   | <b>0</b>     | <b>258,115</b> | <b>0</b>       | <b>0</b>         | <b>0</b> | <b>0</b> | <b>0</b> | <b>258,115</b>   |
| <b>Project Total:</b>  | <b>0</b>     | <b>258,115</b> | <b>0</b>       | <b>0</b>         | <b>0</b> | <b>0</b> | <b>0</b> | <b>258,115</b>   |

Effective Date: 04/01/2016 Florida Department of Transportation Run: 04/06/2016 08.21.32

## 5 Year TIP

### View 5 Year TIP Phase Grouping Crosswalk DISTRICT 7

| Fund   | <2017    | 2017          | 2018     | 2019     | 2020     | 2021     | >2021    | All Years     |
|--|----------|---------------|----------|----------|----------|----------|----------|---------------|
| FIXED CAPITAL OUTLAY   |          |               |          |          |          |          |          |               |
| Item Number: 438853 1 Project Description: <b>PINELLAS OPERATIONS CENTER SECURITY UPGRADES *NON-SIS*</b> |          |               |          |          |          |          |          |               |
| District: 07 County: PINELLAS Type of Work: FIXED CAPITAL OUTLAY Project Length: .000                    |          |               |          |          |          |          |          |               |
| CONSTRUCTION / MANAGED BY FDOT <a href="#">Long Range Transportation Plan: Policy 3.2.6</a>              |          |               |          |          |          |          |          |               |
| FCO -PRIMARY/FIXED CAPITAL OUTLAY  | 0        | 20,000        | 0        | 0        | 0        | 0        | 0        | 20,000        |
| <b>Item 438853 1 Totals:</b>   | <b>0</b> | <b>20,000</b> | <b>0</b> | <b>0</b> | <b>0</b> | <b>0</b> | <b>0</b> | <b>20,000</b> |
| <b>Project Total:</b>  | <b>0</b> | <b>20,000</b> | <b>0</b> | <b>0</b> | <b>0</b> | <b>0</b> | <b>0</b> | <b>20,000</b> |

**5 Year TIP****View 5 Year TIP Phase Grouping Crosswalk  
DISTRICT 7**

| Fund  | <2017             | 2017           | 2018           | 2019           | 2020           | 2021           | >2021    | All Years         |
|---|-------------------|----------------|----------------|----------------|----------------|----------------|----------|-------------------|
| TRANSPORTATION PLANNING   |                   |                |                |                |                |                |          |                   |
| Item Number: 259397 1 Project Description: <b>PINELLAS COUNTY UPWP *NON-SIS*</b>                        |                   |                |                |                |                |                |          |                   |
| District: 07 County: PINELLAS Type of Work: TRANSPORTATION PLANNING Project Length: .000                |                   |                |                |                |                |                |          |                   |
| Extra Description: TRANSPORTATION PLANNING ACTIVITIES   |                   |                |                |                |                |                |          |                   |
| PLANNING / RESPONSIBLE AGENCY NOT AVAILABLE <a href="#">Long Range Transportation Plan: Goals 1-6</a>   |                   |                |                |                |                |                |          |                   |
| PL -METRO PLAN (85% FA;<br>15% OTHER)   | 13,895,729        | 0              | 865,163        | 865,163        | 865,163        | 865,163        | 0        | 17,356,381        |
| PLAC -METRO PLAN<br>(AC/REGULAR)  | 814,758           | 0              | 0              | 0              | 0              | 0              | 0        | 814,758           |
| <b>Item 259397 1 Totals:</b>  | <b>14,710,487</b> | <b>0</b>       | <b>865,163</b> | <b>865,163</b> | <b>865,163</b> | <b>865,163</b> | <b>0</b> | <b>18,171,139</b> |
| <b>Project Total:</b>   | <b>14,710,487</b> | <b>0</b>       | <b>865,163</b> | <b>865,163</b> | <b>865,163</b> | <b>865,163</b> | <b>0</b> | <b>18,171,139</b> |
| Item Number: 430015 1 Project Description: <b>PINELLAS COUNTY MPO PLANNING/UPDATES *NON-SIS*</b>        |                   |                |                |                |                |                |          |                   |
| District: 07 County: PINELLAS Type of Work: PLANNING MODELS/DATA UPDATE Project Length: .000            |                   |                |                |                |                |                |          |                   |
| PLANNING / RESPONSIBLE AGENCY NOT AVAILABLE <a href="#">Long Range Transportation Plan: Goals 1-6</a>   |                   |                |                |                |                |                |          |                   |
| SU -STP, URBAN AREAS ><br>200K  | 1,750,000         | 0              | 202,000        | 202,000        | 202,000        | 202,000        | 0        | 2,558,000         |
| <b>Item 430015 1 Totals:</b>  | <b>1,750,000</b>  | <b>0</b>       | <b>202,000</b> | <b>202,000</b> | <b>202,000</b> | <b>202,000</b> | <b>0</b> | <b>2,558,000</b>  |
| <b>Project Total:</b>   | <b>1,750,000</b>  | <b>0</b>       | <b>202,000</b> | <b>202,000</b> | <b>202,000</b> | <b>202,000</b> | <b>0</b> | <b>2,558,000</b>  |
| Item Number: 438747 2 Project Description: <b>PINELLAS COUNTY MODEL STUDIES *NON-SIS*</b>               |                   |                |                |                |                |                |          |                   |
| District: 07 County: PINELLAS Type of Work: PLANNING MODELS/DATA UPDATE Project Length: .000            |                   |                |                |                |                |                |          |                   |
| PLANNING / MANAGED BY FDOT <a href="#">Long Range Transportation Plan: Goals 1-6</a>                    |                   |                |                |                |                |                |          |                   |
| D -UNRESTRICTED STATE<br>PRIMARY  | 0                 | 148,000        | 148,000        | 148,000        | 148,000        | 148,000        | 0        | 740,000           |
| SU -STP, URBAN AREAS ><br>200K  | 0                 | 0              | 148,000        | 148,000        | 148,000        | 148,000        | 0        | 592,000           |
| <b>Item 438747 2 Totals:</b>  | <b>0</b>          | <b>148,000</b> | <b>296,000</b> | <b>296,000</b> | <b>296,000</b> | <b>296,000</b> | <b>0</b> | <b>1,332,000</b>  |
| <b>Project Total:</b>   | <b>0</b>          | <b>148,000</b> | <b>296,000</b> | <b>296,000</b> | <b>296,000</b> | <b>296,000</b> | <b>0</b> | <b>1,332,000</b>  |
| Item Number: 439338 1 Project Description: <b>PINELLAS COUNTY FY 2016/2017-2017/2018 UPWP *NON-SIS*</b> |                   |                |                |                |                |                |          |                   |
| District: 07 County: PINELLAS Type of Work: TRANSPORTATION PLANNING Project Length: .000                |                   |                |                |                |                |                |          |                   |
| PLANNING / RESPONSIBLE AGENCY NOT AVAILABLE <a href="#">Long Range Transportation Plan: Goals 1-6</a>   |                   |                |                |                |                |                |          |                   |
| PL -METRO PLAN (85% FA;<br>15% OTHER)   | 0                 | 865,163        | 0              | 0              | 0              | 0              | 0        | 865,163           |

Effective Date: 04/01/2016 Florida Department of Transportation Run: 04/06/2016 08.21.32

## 5 Year TIP

### View 5 Year TIP Phase Grouping Crosswalk DISTRICT 7

| Fund                         | <2017    | 2017             | 2018     | 2019     | 2020     | 2021     | >2021    | All Years        |
|------------------------------|----------|------------------|----------|----------|----------|----------|----------|------------------|
| SU -STP, URBAN AREAS > 200K  | 0        | 350,000          | 0        | 0        | 0        | 0        | 0        | 350,000          |
| <b>Item 439338 1 Totals:</b> | <b>0</b> | <b>1,215,163</b> | <b>0</b> | <b>0</b> | <b>0</b> | <b>0</b> | <b>0</b> | <b>1,215,163</b> |
| <b>Project Total:</b>        | <b>0</b> | <b>1,215,163</b> | <b>0</b> | <b>0</b> | <b>0</b> | <b>0</b> | <b>0</b> | <b>1,215,163</b> |

Effective Date: 04/01/2016 Florida Department of Transportation Run: 04/06/2016 08.21.32

## 5 Year TIP

### View 5 Year TIP Phase Grouping Crosswalk DISTRICT 7

| Fund   | <2017             | 2017             | 2018             | 2019             | 2020             | 2021             | >2021    | All Years         |
|--|-------------------|------------------|------------------|------------------|------------------|------------------|----------|-------------------|
| MAINTENANCE  |                   |                  |                  |                  |                  |                  |          |                   |
| Item Number: 400575 1 Project Description: <b>PINELLAS CO (15) *NON-SIS*</b>                             |                   |                  |                  |                  |                  |                  |          |                   |
| District: 07 County: PINELLAS Type of Work: ROUTINE MAINTENANCE Project Length: .000                     |                   |                  |                  |                  |                  |                  |          |                   |
| BRDG/RDWY/CONTRACT MAINT / MANAGED BY FDOT <a href="#">Long Range Transportation Plan: Objective 4.2</a> |                   |                  |                  |                  |                  |                  |          |                   |
| D -UNRESTRICTED STATE<br>PRIMARY   | 66,488,451        | 2,000,000        | 2,000,000        | 2,000,000        | 2,000,000        | 2,000,000        | 0        | 76,488,451        |
| <b>Item 400575 1 Totals:</b>   | <b>66,488,451</b> | <b>2,000,000</b> | <b>2,000,000</b> | <b>2,000,000</b> | <b>2,000,000</b> | <b>2,000,000</b> | <b>0</b> | <b>76,488,451</b> |
| Item Number: 400575 2 Project Description: <b>PINELLAS CO (15) *NON-SIS*</b>                             |                   |                  |                  |                  |                  |                  |          |                   |
| District: 07 County: PINELLAS Type of Work: ROUTINE MAINTENANCE Project Length: .000                     |                   |                  |                  |                  |                  |                  |          |                   |
| BRDG/RDWY/CONTRACT MAINT / MANAGED BY FDOT <a href="#">Long Range Transportation Plan: Objective 4.2</a> |                   |                  |                  |                  |                  |                  |          |                   |
| -TOTAL OUTSIDE YEARS   | 1                 | 0                | 0                | 0                | 0                | 0                | 0        | 1                 |
| <b>Item 400575 2 Totals:</b>   | <b>1</b>          | <b>0</b>         | <b>0</b>         | <b>0</b>         | <b>0</b>         | <b>0</b>         | <b>0</b> | <b>1</b>          |
| <b>Project Total:</b>  | <b>66,488,452</b> | <b>2,000,000</b> | <b>2,000,000</b> | <b>2,000,000</b> | <b>2,000,000</b> | <b>2,000,000</b> | <b>0</b> | <b>76,488,452</b> |
| Item Number: 401072 1 Project Description: <b>PINELLAS CO (15) BAYWAY *NON-SIS*</b>                      |                   |                  |                  |                  |                  |                  |          |                   |
| District: 07 County: PINELLAS Type of Work: ROUTINE MAINTENANCE Project Length: .000                     |                   |                  |                  |                  |                  |                  |          |                   |
| BRDG/RDWY/CONTRACT MAINT / MANAGED BY FDOT <a href="#">Long Range Transportation Plan: Objective 4.2</a> |                   |                  |                  |                  |                  |                  |          |                   |
| TM03 -PINELLAS BAYWAY  | 837,370           | 20,000           | 20,000           | 20,000           | 20,000           | 20,000           | 0        | 937,370           |
| <b>Item 401072 1 Totals:</b>   | <b>837,370</b>    | <b>20,000</b>    | <b>20,000</b>    | <b>20,000</b>    | <b>20,000</b>    | <b>20,000</b>    | <b>0</b> | <b>937,370</b>    |
| <b>Project Total:</b>  | <b>837,370</b>    | <b>20,000</b>    | <b>20,000</b>    | <b>20,000</b>    | <b>20,000</b>    | <b>20,000</b>    | <b>0</b> | <b>937,370</b>    |
| Item Number: 401073 1 Project Description: <b>PINELLAS CO (15) SKYWAY *NON-SIS*</b>                      |                   |                  |                  |                  |                  |                  |          |                   |
| District: 07 County: PINELLAS Type of Work: ROUTINE MAINTENANCE Project Length: .000                     |                   |                  |                  |                  |                  |                  |          |                   |
| BRDG/RDWY/CONTRACT MAINT / MANAGED BY FDOT <a href="#">Long Range Transportation Plan: Objective 4.2</a> |                   |                  |                  |                  |                  |                  |          |                   |
| TM01 -SUNSHINE SKYWAY  | 1,801,385         | 120,000          | 120,000          | 120,000          | 120,000          | 120,000          | 0        | 2,401,385         |
| <b>Item 401073 1 Totals:</b>   | <b>1,801,385</b>  | <b>120,000</b>   | <b>120,000</b>   | <b>120,000</b>   | <b>120,000</b>   | <b>120,000</b>   | <b>0</b> | <b>2,401,385</b>  |
| <b>Project Total:</b>  | <b>1,801,385</b>  | <b>120,000</b>   | <b>120,000</b>   | <b>120,000</b>   | <b>120,000</b>   | <b>120,000</b>   | <b>0</b> | <b>2,401,385</b>  |

Effective Date: 04/01/2016 Florida Department of Transportation Run: 04/06/2016 08.21.32

## 5 Year TIP

### View 5 Year TIP Phase Grouping Crosswalk DISTRICT 7

| Fund  | <2017            | 2017          | 2018          | 2019          | 2020          | 2021          | >2021          | All Years        |
|---|------------------|---------------|---------------|---------------|---------------|---------------|----------------|------------------|
| Item Number: 401693 1 Project Description: <b>PINELLAS CO (15) *SIS*</b>                                  |                  |               |               |               |               |               |                |                  |
| District: 07 County: PINELLAS Type of Work: ROUTINE MAINTENANCE Project Length: .000                      |                  |               |               |               |               |               |                |                  |
| BRDG/RDWWY/CONTRACT MAINT / MANAGED BY FDOT <a href="#">Long Range Transportation Plan: Objective 4.2</a> |                  |               |               |               |               |               |                |                  |
| D -UNRESTRICTED STATE<br>PRIMARY  | 2,659,754        | 40,000        | 40,000        | 40,000        | 40,000        | 40,000        | 0              | 2,859,754        |
| <b>Item 401693 1 Totals:</b>  | <b>2,659,754</b> | <b>40,000</b> | <b>40,000</b> | <b>40,000</b> | <b>40,000</b> | <b>40,000</b> | <b>0</b>       | <b>2,859,754</b> |
| Item Number: 401693 2 Project Description: <b>PINELLAS CO (15) *SIS*</b>                                  |                  |               |               |               |               |               |                |                  |
| District: 07 County: PINELLAS Type of Work: ROUTINE MAINTENANCE Project Length: .000                      |                  |               |               |               |               |               |                |                  |
| BRDG/RDWWY/CONTRACT MAINT / MANAGED BY FDOT <a href="#">Long Range Transportation Plan: Objective 4.2</a> |                  |               |               |               |               |               |                |                  |
| -TOTAL OUTSIDE YEARS  | 1                | 0             | 0             | 0             | 0             | 0             | 0              | 1                |
| <b>Item 401693 2 Totals:</b>  | <b>1</b>         | <b>0</b>      | <b>0</b>      | <b>0</b>      | <b>0</b>      | <b>0</b>      | <b>0</b>       | <b>1</b>         |
| <b>Project Total:</b>   | <b>2,659,755</b> | <b>40,000</b> | <b>40,000</b> | <b>40,000</b> | <b>40,000</b> | <b>40,000</b> | <b>0</b>       | <b>2,859,755</b> |
| Item Number: 416810 1 Project Description: <b>PINELLAS BAYWAY TOLL FACILITIES MAINTENANCE *SIS*</b>       |                  |               |               |               |               |               |                |                  |
| District: 07 County: PINELLAS Type of Work: TOLL PLAZA Project Length: .000                               |                  |               |               |               |               |               |                |                  |
| BRDG/RDWWY/CONTRACT MAINT / MANAGED BY FDOT <a href="#">Long Range Transportation Plan: Objective 4.2</a> |                  |               |               |               |               |               |                |                  |
| TM03 -PINELLAS BAYWAY   | 977,018          | 84,275        | 84,275        | 84,275        | 84,275        | 84,275        | 421,375        | 1,819,768        |
| <b>Item 416810 1 Totals:</b>  | <b>977,018</b>   | <b>84,275</b> | <b>84,275</b> | <b>84,275</b> | <b>84,275</b> | <b>84,275</b> | <b>421,375</b> | <b>1,819,768</b> |
| <b>Project Total:</b>   | <b>977,018</b>   | <b>84,275</b> | <b>84,275</b> | <b>84,275</b> | <b>84,275</b> | <b>84,275</b> | <b>421,375</b> | <b>1,819,768</b> |



Effective Date: 04/01/2016 Florida Department of Transportation Run: 04/06/2016 08.21.32

## 5 Year TIP

### View 5 Year TIP Phase Grouping Crosswalk DISTRICT 7

| Fund   | <2017            | 2017             | 2018             | 2019             | 2020             | 2021             | >2021    | All Years         |
|--|------------------|------------------|------------------|------------------|------------------|------------------|----------|-------------------|
| Item Number: 432895 1 Project Description: <b>ASSET MAINTENANCE PINELLAS COUNTY *NON-SIS*</b>                |                  |                  |                  |                  |                  |                  |          |                   |
| District: 07 County: PINELLAS Type of Work: ROUTINE MAINTENANCE Project Length: .000                         |                  |                  |                  |                  |                  |                  |          |                   |
| BRDG/RDWAY/CONTRACT MAINT / MANAGED BY FDOT <a href="#">Long Range Transportation Plan: Objective 4.2</a>    |                  |                  |                  |                  |                  |                  |          |                   |
| D -UNRESTRICTED STATE<br>PRIMARY   | 7,683,074        | 4,699,545        | 4,699,545        | 4,699,545        | 4,699,545        | 4,749,773        | 0        | 31,231,027        |
| TM03 -PINELLAS BAYWAY  | 461,528          | 184,622          | 184,622          | 184,622          | 184,622          | 92,311           | 0        | 1,292,327         |
| <b>Item 432895 1 Totals:</b>   | <b>8,144,602</b> | <b>4,884,167</b> | <b>4,884,167</b> | <b>4,884,167</b> | <b>4,884,167</b> | <b>4,842,084</b> | <b>0</b> | <b>32,523,354</b> |
| <b>Project Total:</b>  | <b>8,144,602</b> | <b>4,884,167</b> | <b>4,884,167</b> | <b>4,884,167</b> | <b>4,884,167</b> | <b>4,842,084</b> | <b>0</b> | <b>32,523,354</b> |
| Item Number: 438854 1 Project Description: <b>PINELLAS OPERATIONS CENTER LED LIGHTING UPGRADES *NON-SIS*</b> |                  |                  |                  |                  |                  |                  |          |                   |
| District: 07 County: PINELLAS Type of Work: FIXED CAPITAL OUTLAY Project Length: .000                        |                  |                  |                  |                  |                  |                  |          |                   |
| BRDG/RDWAY/CONTRACT MAINT / MANAGED BY FDOT <a href="#">Long Range Transportation Plan: Objective 4.2</a>    |                  |                  |                  |                  |                  |                  |          |                   |
| D -UNRESTRICTED STATE<br>PRIMARY   | 0                | 12,750           | 0                | 0                | 0                | 0                | 0        | 12,750            |
| <b>Item 438854 1 Totals:</b>   | <b>0</b>         | <b>12,750</b>    | <b>0</b>         | <b>0</b>         | <b>0</b>         | <b>0</b>         | <b>0</b> | <b>12,750</b>     |
| <b>Project Total:</b>  | <b>0</b>         | <b>12,750</b>    | <b>0</b>         | <b>0</b>         | <b>0</b>         | <b>0</b>         | <b>0</b> | <b>12,750</b>     |

Effective Date: 04/01/2016 Florida Department of Transportation Run: 04/06/2016 08.21.32

## 5 Year TIP

### View 5 Year TIP Phase Grouping Crosswalk DISTRICT 7

| Fund  | <2017            | 2017             | 2018     | 2019     | 2020     | 2021     | >2021    | All Years         |
|---|------------------|------------------|----------|----------|----------|----------|----------|-------------------|
| FLP: AVIATION   |                  |                  |          |          |          |          |          |                   |
| Item Number: 429612 1 Project Description: <b>ST PETE-CLEARWATER INTERNATIONAL AIRPORT - REHAB RUNWAY 18/36 *SIS*</b>       |                  |                  |          |          |          |          |          |                   |
| District: 07 County: PINELLAS Type of Work: AVIATION PRESERVATION PROJECT Project Length: .000                              |                  |                  |          |          |          |          |          |                   |
| CAPITAL / RESPONSIBLE AGENCY NOT AVAILABLE <a href="#">Long Range Transportation Plan: Policy 1.3.2</a>                     |                  |                  |          |          |          |          |          |                   |
| DDR -DISTRICT DEDICATED REVENUE   | 180,000          | 0                | 0        | 0        | 0        | 0        | 0        | 180,000           |
| DPTO -STATE - PTO   | 0                | 167,500          | 0        | 0        | 0        | 0        | 0        | 167,500           |
| FAA -FEDERAL AVIATION ADMIN   | 6,650,000        | 5,465,000        | 0        | 0        | 0        | 0        | 0        | 12,115,000        |
| LF -LOCAL FUNDS   | 180,000          | 167,500          | 0        | 0        | 0        | 0        | 0        | 347,500           |
| <b>Item 429612 1 Totals:</b>  | <b>7,010,000</b> | <b>5,800,000</b> | <b>0</b> | <b>0</b> | <b>0</b> | <b>0</b> | <b>0</b> | <b>12,810,000</b> |
| <b>Project Total:</b>   | <b>7,010,000</b> | <b>5,800,000</b> | <b>0</b> | <b>0</b> | <b>0</b> | <b>0</b> | <b>0</b> | <b>12,810,000</b> |
| Item Number: 431791 1 Project Description: <b>ALBERT WHITTED AIRPORT - CONSTRUCT 3RD NEW 12,000+ SQ/FT HANGAR *NON-SIS*</b> |                  |                  |          |          |          |          |          |                   |
| District: 07 County: PINELLAS Type of Work: AVIATION REVENUE/OPERATIONAL Project Length: .000                               |                  |                  |          |          |          |          |          |                   |
| Extra Description: BETWEEN HANGAR #1 & #2   |                  |                  |          |          |          |          |          |                   |
| CAPITAL / RESPONSIBLE AGENCY NOT AVAILABLE <a href="#">Long Range Transportation Plan: Policy 1.3.2</a>                     |                  |                  |          |          |          |          |          |                   |
| DDR -DISTRICT DEDICATED REVENUE   | 0                | 600,000          | 0        | 0        | 0        | 0        | 0        | 600,000           |
| DPTO -STATE - PTO   | 600,000          | 0                | 0        | 0        | 0        | 0        | 0        | 600,000           |
| LF -LOCAL FUNDS   | 150,000          | 150,000          | 0        | 0        | 0        | 0        | 0        | 300,000           |
| <b>Item 431791 1 Totals:</b>  | <b>750,000</b>   | <b>750,000</b>   | <b>0</b> | <b>0</b> | <b>0</b> | <b>0</b> | <b>0</b> | <b>1,500,000</b>  |
| <b>Project Total:</b>   | <b>750,000</b>   | <b>750,000</b>   | <b>0</b> | <b>0</b> | <b>0</b> | <b>0</b> | <b>0</b> | <b>1,500,000</b>  |

Effective Date: 04/01/2016 Florida Department of Transportation Run: 04/06/2016 08.21.32

## 5 Year TIP

### View 5 Year TIP Phase Grouping Crosswalk DISTRICT 7

| Fund  | <2017    | 2017             | 2018           | 2019     | 2020     | 2021     | >2021    | All Years        |
|---|----------|------------------|----------------|----------|----------|----------|----------|------------------|
| Item Number: 431794 1 Project Description: <b>CLEARWATER AIRPARK - CONSTRUCT MULTIPLANE HANGAR *NON-SIS*</b>                  |          |                  |                |          |          |          |          |                  |
| District: 07 County: PINELLAS Type of Work: AVIATION REVENUE/OPERATIONAL Project Length: .000                                 |          |                  |                |          |          |          |          |                  |
| CAPITAL / RESPONSIBLE AGENCY NOT AVAILABLE <a href="#">Long Range Transportation Plan: Policy 1.3.2</a>                       |          |                  |                |          |          |          |          |                  |
| DDR -DISTRICT DEDICATED REVENUE   | 0        | 560,000          | 0              | 0        | 0        | 0        | 0        | 560,000          |
| LF -LOCAL FUNDS   | 0        | 140,000          | 0              | 0        | 0        | 0        | 0        | 140,000          |
| <b>Item 431794 1 Totals:</b>  | <b>0</b> | <b>700,000</b>   | <b>0</b>       | <b>0</b> | <b>0</b> | <b>0</b> | <b>0</b> | <b>700,000</b>   |
| <b>Project Total:</b>   | <b>0</b> | <b>700,000</b>   | <b>0</b>       | <b>0</b> | <b>0</b> | <b>0</b> | <b>0</b> | <b>700,000</b>   |
| Item Number: 431795 1 Project Description: <b>ST PETE-CLEARWATER INTERNATIONAL AIRPORT - AIRCO SITE DEVELOPMNT *SIS*</b>      |          |                  |                |          |          |          |          |                  |
| District: 07 County: PINELLAS Type of Work: AVIATION PRESERVATION PROJECT Project Length: .000                                |          |                  |                |          |          |          |          |                  |
| CAPITAL / RESPONSIBLE AGENCY NOT AVAILABLE <a href="#">Long Range Transportation Plan: Policy 1.3.2</a>                       |          |                  |                |          |          |          |          |                  |
| DDR -DISTRICT DEDICATED REVENUE   | 0        | 708,003          | 0              | 0        | 0        | 0        | 0        | 708,003          |
| LF -LOCAL FUNDS   | 0        | 708,003          | 0              | 0        | 0        | 0        | 0        | 708,003          |
| <b>Item 431795 1 Totals:</b>  | <b>0</b> | <b>1,416,006</b> | <b>0</b>       | <b>0</b> | <b>0</b> | <b>0</b> | <b>0</b> | <b>1,416,006</b> |
| <b>Project Total:</b>   | <b>0</b> | <b>1,416,006</b> | <b>0</b>       | <b>0</b> | <b>0</b> | <b>0</b> | <b>0</b> | <b>1,416,006</b> |
| Item Number: 432977 1 Project Description: <b>CLEARWATER AIRPARK - AIRPORT GROUND SUPPORT EQUIPMENT REPLACEMENT *NON-SIS*</b> |          |                  |                |          |          |          |          |                  |
| District: 07 County: PINELLAS Type of Work: AVIATION REVENUE/OPERATIONAL Project Length: .000                                 |          |                  |                |          |          |          |          |                  |
| CAPITAL / RESPONSIBLE AGENCY NOT AVAILABLE <a href="#">Long Range Transportation Plan: Policy 1.3.2</a>                       |          |                  |                |          |          |          |          |                  |
| DPTO -STATE - PTO   | 0        | 0                | 80,000         | 0        | 0        | 0        | 0        | 80,000           |
| LF -LOCAL FUNDS   | 0        | 0                | 20,000         | 0        | 0        | 0        | 0        | 20,000           |
| <b>Item 432977 1 Totals:</b>  | <b>0</b> | <b>0</b>         | <b>100,000</b> | <b>0</b> | <b>0</b> | <b>0</b> | <b>0</b> | <b>100,000</b>   |
| <b>Project Total:</b>   | <b>0</b> | <b>0</b>         | <b>100,000</b> | <b>0</b> | <b>0</b> | <b>0</b> | <b>0</b> | <b>100,000</b>   |

Effective Date: 04/01/2016 Florida Department of Transportation Run: 04/06/2016 08.21.32

## 5 Year TIP

View 5 Year TIP Phase Grouping Crosswalk

### DISTRICT 7

| Fund   | <2017    | 2017     | 2018             | 2019             | 2020     | 2021     | >2021    | All Years        |
|--|----------|----------|------------------|------------------|----------|----------|----------|------------------|
| Item Number: 432978 1 Project Description: <b>ALBERT WHITTED AIRPORT - REPLACEMENT OF T-HANGAR BUILDINGS</b> *NON-SIS* |          |          |                  |                  |          |          |          |                  |
| District: 07 County: PINELLAS Type of Work: AVIATION REVENUE/OPERATIONAL Project Length: .000                          |          |          |                  |                  |          |          |          |                  |
| CAPITAL / RESPONSIBLE AGENCY NOT AVAILABLE <a href="#">Long Range Transportation Plan: Policy 1.3.2</a>                |          |          |                  |                  |          |          |          |                  |
| DDR -DISTRICT DEDICATED REVENUE  | 0        | 0        | 1,600,000        | 0                | 0        | 0        | 0        | 1,600,000        |
| LF -LOCAL FUNDS  | 0        | 0        | 400,000          | 0                | 0        | 0        | 0        | 400,000          |
| <b>Item 432978 1 Totals:</b>   | <b>0</b> | <b>0</b> | <b>2,000,000</b> | <b>0</b>         | <b>0</b> | <b>0</b> | <b>0</b> | <b>2,000,000</b> |
| <b>Project Total:</b>  | <b>0</b> | <b>0</b> | <b>2,000,000</b> | <b>0</b>         | <b>0</b> | <b>0</b> | <b>0</b> | <b>2,000,000</b> |
| Item Number: 435217 1 Project Description: <b>ALBERT WHITTED AIRPORT - DESIGN AND CONSTRUCT HANGARS</b> *NON-SIS*      |          |          |                  |                  |          |          |          |                  |
| District: 07 County: PINELLAS Type of Work: AVIATION REVENUE/OPERATIONAL Project Length: .000                          |          |          |                  |                  |          |          |          |                  |
| CAPITAL / RESPONSIBLE AGENCY NOT AVAILABLE <a href="#">Long Range Transportation Plan: Policy 1.3.2</a>                |          |          |                  |                  |          |          |          |                  |
| DPTO -STATE - PTO  | 0        | 0        | 0                | 750,000          | 0        | 0        | 0        | 750,000          |
| LF -LOCAL FUNDS  | 0        | 0        | 0                | 750,000          | 0        | 0        | 0        | 750,000          |
| <b>Item 435217 1 Totals:</b>   | <b>0</b> | <b>0</b> | <b>0</b>         | <b>1,500,000</b> | <b>0</b> | <b>0</b> | <b>0</b> | <b>1,500,000</b> |
| <b>Project Total:</b>  | <b>0</b> | <b>0</b> | <b>0</b>         | <b>1,500,000</b> | <b>0</b> | <b>0</b> | <b>0</b> | <b>1,500,000</b> |
| Item Number: 435222 1 Project Description: <b>CLEARWATER AIRPARK - REPLACE HANGAR C</b> *NON-SIS*                      |          |          |                  |                  |          |          |          |                  |
| District: 07 County: PINELLAS Type of Work: AVIATION REVENUE/OPERATIONAL Project Length: .000                          |          |          |                  |                  |          |          |          |                  |
| CAPITAL / RESPONSIBLE AGENCY NOT AVAILABLE <a href="#">Long Range Transportation Plan: Policy 1.3.2</a>                |          |          |                  |                  |          |          |          |                  |
| DPTO -STATE - PTO  | 0        | 0        | 0                | 960,000          | 0        | 0        | 0        | 960,000          |
| LF -LOCAL FUNDS  | 0        | 0        | 0                | 240,000          | 0        | 0        | 0        | 240,000          |
| <b>Item 435222 1 Totals:</b>   | <b>0</b> | <b>0</b> | <b>0</b>         | <b>1,200,000</b> | <b>0</b> | <b>0</b> | <b>0</b> | <b>1,200,000</b> |
| <b>Project Total:</b>  | <b>0</b> | <b>0</b> | <b>0</b>         | <b>1,200,000</b> | <b>0</b> | <b>0</b> | <b>0</b> | <b>1,200,000</b> |

Effective Date: 04/01/2016 Florida Department of Transportation Run: 04/06/2016 08.21.32

## 5 Year TIP

### View 5 Year TIP Phase Grouping Crosswalk

#### DISTRICT 7

| Fund  | <2017    | 2017     | 2018     | 2019             | 2020           | 2021     | >2021    | All Years        |
|---|----------|----------|----------|------------------|----------------|----------|----------|------------------|
| Item Number: 435227 1 Project Description: <b>CLEARWATER AIRPARK - CONSTRUCT TERMINAL</b> *NON-SIS*                   |          |          |          |                  |                |          |          |                  |
| District: 07 County: PINELLAS Type of Work: AVIATION REVENUE/OPERATIONAL Project Length: .000                         |          |          |          |                  |                |          |          |                  |
| CAPITAL / RESPONSIBLE AGENCY NOT AVAILABLE <a href="#">Long Range Transportation Plan: Policy 1.3.2</a>               |          |          |          |                  |                |          |          |                  |
| DDR -DISTRICT   |          |          |          |                  |                |          |          |                  |
| DEDICATED REVENUE   | 0        | 0        | 0        | 2,751,530        | 0              | 0        | 0        | 2,751,530        |
| DPTO -STATE - PTO   | 0        | 0        | 0        | 128,470          | 160,000        | 0        | 0        | 288,470          |
| LF -LOCAL FUNDS   | 0        | 0        | 0        | 720,000          | 40,000         | 0        | 0        | 760,000          |
| <b>Item 435227 1 Totals:</b>  | <b>0</b> | <b>0</b> | <b>0</b> | <b>3,600,000</b> | <b>200,000</b> | <b>0</b> | <b>0</b> | <b>3,800,000</b> |
| <b>Project Total:</b>   | <b>0</b> | <b>0</b> | <b>0</b> | <b>3,600,000</b> | <b>200,000</b> | <b>0</b> | <b>0</b> | <b>3,800,000</b> |
| Item Number: 435228 1 Project Description: <b>ALBERT WHITTED AIRPORT - MASTER PLAN UPDATE</b> *NON-SIS*               |          |          |          |                  |                |          |          |                  |
| District: 07 County: PINELLAS Type of Work: AVIATION CAPACITY PROJECT Project Length: .000                            |          |          |          |                  |                |          |          |                  |
| CAPITAL / RESPONSIBLE AGENCY NOT AVAILABLE <a href="#">Long Range Transportation Plan: Policy 1.3.2</a>               |          |          |          |                  |                |          |          |                  |
| DPTO -STATE - PTO   | 0        | 0        | 0        | 12,000           | 0              | 0        | 0        | 12,000           |
| FAA -FEDERAL AVIATION ADMIN   | 0        | 0        | 0        | 135,000          | 0              | 0        | 0        | 135,000          |
| LF -LOCAL FUNDS   | 0        | 0        | 0        | 3,000            | 0              | 0        | 0        | 3,000            |
| <b>Item 435228 1 Totals:</b>  | <b>0</b> | <b>0</b> | <b>0</b> | <b>150,000</b>   | <b>0</b>       | <b>0</b> | <b>0</b> | <b>150,000</b>   |
| <b>Project Total:</b>   | <b>0</b> | <b>0</b> | <b>0</b> | <b>150,000</b>   | <b>0</b>       | <b>0</b> | <b>0</b> | <b>150,000</b>   |
| Item Number: 435229 1 Project Description: <b>ST PETE-CLEARWATER INTERNATIONAL AIRPORT - CONSTRUCT BUILDING</b> *SIS* |          |          |          |                  |                |          |          |                  |
| District: 07 County: PINELLAS Type of Work: AVIATION SAFETY PROJECT Project Length: .000                              |          |          |          |                  |                |          |          |                  |
| Extra Description: CONSTRUCT AIRCRAFT RESCUE AND FIRE FIGHTING BUILDING   |          |          |          |                  |                |          |          |                  |
| CAPITAL / RESPONSIBLE AGENCY NOT AVAILABLE <a href="#">Long Range Transportation Plan: Policy 1.3.2</a>               |          |          |          |                  |                |          |          |                  |
| DPTO -STATE - PTO   | 0        | 0        | 0        | 75,000           | 0              | 0        | 0        | 75,000           |
| FAA -FEDERAL AVIATION ADMIN   | 0        | 0        | 0        | 1,350,000        | 0              | 0        | 0        | 1,350,000        |
| LF -LOCAL FUNDS   | 0        | 0        | 0        | 75,000           | 0              | 0        | 0        | 75,000           |
| <b>Item 435229 1 Totals:</b>  | <b>0</b> | <b>0</b> | <b>0</b> | <b>1,500,000</b> | <b>0</b>       | <b>0</b> | <b>0</b> | <b>1,500,000</b> |
| <b>Project Total:</b>   | <b>0</b> | <b>0</b> | <b>0</b> | <b>1,500,000</b> | <b>0</b>       | <b>0</b> | <b>0</b> | <b>1,500,000</b> |

Effective Date: 04/01/2016 Florida Department of Transportation Run: 04/06/2016 08.21.32

## 5 Year TIP

### View 5 Year TIP Phase Grouping Crosswalk DISTRICT 7

| Fund  | <2017    | 2017     | 2018     | 2019             | 2020             | 2021     | >2021    | All Years        |
|---|----------|----------|----------|------------------|------------------|----------|----------|------------------|
| Item Number: 435230 1 Project Description: <b>ST PETE-CLEARWATER INTERNATIONAL AIRPORT - EMERGENCY GENERATOR *SIS*</b>          |          |          |          |                  |                  |          |          |                  |
| District: 07 County: PINELLAS Type of Work: AVIATION SAFETY PROJECT Project Length: .000  |          |          |          |                  |                  |          |          |                  |
| Extra Description: EMERGENCY GENERATOR INSTALLATION   |          |          |          |                  |                  |          |          |                  |
| CAPITAL / RESPONSIBLE AGENCY NOT AVAILABLE <a href="#">Long Range Transportation Plan: Policy 1.3.2</a>                         |          |          |          |                  |                  |          |          |                  |
| DPTO -STATE - PTO   | 0        | 0        | 0        | 75,000           | 0                | 0        | 0        | 75,000           |
| FAA -FEDERAL AVIATION<br>ADMIN  | 0        | 0        | 0        | 1,350,000        | 0                | 0        | 0        | 1,350,000        |
| LF -LOCAL FUNDS   | 0        | 0        | 0        | 75,000           | 0                | 0        | 0        | 75,000           |
| <b>Item 435230 1 Totals:</b>  | <b>0</b> | <b>0</b> | <b>0</b> | <b>1,500,000</b> | <b>0</b>         | <b>0</b> | <b>0</b> | <b>1,500,000</b> |
| <b>Project Total:</b>   | <b>0</b> | <b>0</b> | <b>0</b> | <b>1,500,000</b> | <b>0</b>         | <b>0</b> | <b>0</b> | <b>1,500,000</b> |
| Item Number: 436794 1 Project Description: <b>ST PETE-CLEARWATER INTERNATIONAL AIRPORT - APRON EXPANSION SEPARATION *SIS*</b>   |          |          |          |                  |                  |          |          |                  |
| District: 07 County: PINELLAS Type of Work: AVIATION PRESERVATION PROJECT Project Length: .000                                  |          |          |          |                  |                  |          |          |                  |
| Extra Description: FREIGHT AND PASSENGER  |          |          |          |                  |                  |          |          |                  |
| CAPITAL / RESPONSIBLE AGENCY NOT AVAILABLE <a href="#">Long Range Transportation Plan: Policy 1.3.2</a>                         |          |          |          |                  |                  |          |          |                  |
| GMR -GROWTH<br>MANAGEMENT FOR SIS   | 0        | 0        | 0        | 0                | 4,500,000        | 0        | 0        | 4,500,000        |
| LF -LOCAL FUNDS   | 0        | 0        | 0        | 0                | 4,500,000        | 0        | 0        | 4,500,000        |
| <b>Item 436794 1 Totals:</b>  | <b>0</b> | <b>0</b> | <b>0</b> | <b>0</b>         | <b>9,000,000</b> | <b>0</b> | <b>0</b> | <b>9,000,000</b> |
| <b>Project Total:</b>   | <b>0</b> | <b>0</b> | <b>0</b> | <b>0</b>         | <b>9,000,000</b> | <b>0</b> | <b>0</b> | <b>9,000,000</b> |
| Item Number: 436796 1 Project Description: <b>ALBERT WHITTED AIRPORT - DESIGN OF RUNWAY 18/36 AND STUB CONNECTORS *NON-SIS*</b> |          |          |          |                  |                  |          |          |                  |
| District: 07 County: PINELLAS Type of Work: AVIATION REVENUE/OPERATIONAL Project Length: .000                                   |          |          |          |                  |                  |          |          |                  |
| CAPITAL / RESPONSIBLE AGENCY NOT AVAILABLE <a href="#">Long Range Transportation Plan: Policy 1.3.2</a>                         |          |          |          |                  |                  |          |          |                  |
| DPTO -STATE - PTO   | 0        | 0        | 0        | 0                | 20,000           | 0        | 0        | 20,000           |
| FAA -FEDERAL AVIATION<br>ADMIN  | 0        | 0        | 0        | 0                | 225,000          | 0        | 0        | 225,000          |
| LF -LOCAL FUNDS   | 0        | 0        | 0        | 0                | 5,000            | 0        | 0        | 5,000            |
| <b>Item 436796 1 Totals:</b>  | <b>0</b> | <b>0</b> | <b>0</b> | <b>0</b>         | <b>250,000</b>   | <b>0</b> | <b>0</b> | <b>250,000</b>   |
| <b>Project Total:</b>   | <b>0</b> | <b>0</b> | <b>0</b> | <b>0</b>         | <b>250,000</b>   | <b>0</b> | <b>0</b> | <b>250,000</b>   |

Effective Date: 04/01/2016 Florida Department of Transportation Run: 04/06/2016 08.21.32

## 5 Year TIP

### View 5 Year TIP Phase Grouping Crosswalk

#### DISTRICT 7

| Fund   | <2017    | 2017     | 2018     | 2019     | 2020             | 2021     | >2021    | All Years        |
|--|----------|----------|----------|----------|------------------|----------|----------|------------------|
| Item Number: 436797 1 Project Description: <b>ALBERT WHITTED AIRPORT - DESIGN OF PAPI AND REILS FOR RUNWAY 18/36 *NON-SIS*</b> |          |          |          |          |                  |          |          |                  |
| District: 07 County: PINELLAS Type of Work: AVIATION PRESERVATION PROJECT Project Length: .000                                 |          |          |          |          |                  |          |          |                  |
| CAPITAL / RESPONSIBLE AGENCY NOT AVAILABLE <a href="#">Long Range Transportation Plan: Policy 1.3.2</a>                        |          |          |          |          |                  |          |          |                  |
| DPTO -STATE - PTO  | 0        | 0        | 0        | 0        | 1,600            | 0        | 0        | 1,600            |
| FAA -FEDERAL AVIATION ADMIN  | 0        | 0        | 0        | 0        | 18,000           | 0        | 0        | 18,000           |
| LF -LOCAL FUNDS  | 0        | 0        | 0        | 0        | 400              | 0        | 0        | 400              |
| <b>Item 436797 1 Totals:</b>   | <b>0</b> | <b>0</b> | <b>0</b> | <b>0</b> | <b>20,000</b>    | <b>0</b> | <b>0</b> | <b>20,000</b>    |
| <b>Project Total:</b>  | <b>0</b> | <b>0</b> | <b>0</b> | <b>0</b> | <b>20,000</b>    | <b>0</b> | <b>0</b> | <b>20,000</b>    |
| Item Number: 436799 1 Project Description: <b>ST PETE-CLEARWATER INTERNATIONAL AIRPORT - AIRFIELD ELECTRIC VAULT *SIS*</b>     |          |          |          |          |                  |          |          |                  |
| District: 07 County: PINELLAS Type of Work: AVIATION PRESERVATION PROJECT Project Length: .000                                 |          |          |          |          |                  |          |          |                  |
| CAPITAL / RESPONSIBLE AGENCY NOT AVAILABLE <a href="#">Long Range Transportation Plan: Policy 1.3.2</a>                        |          |          |          |          |                  |          |          |                  |
| DPTO -STATE - PTO  | 0        | 0        | 0        | 0        | 2,375,000        | 0        | 0        | 2,375,000        |
| LF -LOCAL FUNDS  | 0        | 0        | 0        | 0        | 2,375,000        | 0        | 0        | 2,375,000        |
| <b>Item 436799 1 Totals:</b>   | <b>0</b> | <b>0</b> | <b>0</b> | <b>0</b> | <b>4,750,000</b> | <b>0</b> | <b>0</b> | <b>4,750,000</b> |
| <b>Project Total:</b>  | <b>0</b> | <b>0</b> | <b>0</b> | <b>0</b> | <b>4,750,000</b> | <b>0</b> | <b>0</b> | <b>4,750,000</b> |
| Item Number: 436800 1 Project Description: <b>ST PETE-CLEARWATER INTERNATIONAL AIRPORT - CLOSE RUNWAY 9/27 *SIS*</b>           |          |          |          |          |                  |          |          |                  |
| District: 07 County: PINELLAS Type of Work: AVIATION PRESERVATION PROJECT Project Length: .000                                 |          |          |          |          |                  |          |          |                  |
| Extra Description: CONVERT TO TAXIWAY  |          |          |          |          |                  |          |          |                  |
| CAPITAL / RESPONSIBLE AGENCY NOT AVAILABLE <a href="#">Long Range Transportation Plan: Policy 1.3.2</a>                        |          |          |          |          |                  |          |          |                  |
| DPTO -STATE - PTO  | 0        | 0        | 0        | 0        | 750,000          | 0        | 0        | 750,000          |
| FAA -FEDERAL AVIATION ADMIN  | 0        | 0        | 0        | 0        | 3,390,000        | 0        | 0        | 3,390,000        |
| LF -LOCAL FUNDS  | 0        | 0        | 0        | 0        | 750,000          | 0        | 0        | 750,000          |
| <b>Item 436800 1 Totals:</b>   | <b>0</b> | <b>0</b> | <b>0</b> | <b>0</b> | <b>4,890,000</b> | <b>0</b> | <b>0</b> | <b>4,890,000</b> |
| <b>Project Total:</b>  | <b>0</b> | <b>0</b> | <b>0</b> | <b>0</b> | <b>4,890,000</b> | <b>0</b> | <b>0</b> | <b>4,890,000</b> |

Effective Date: 04/01/2016 Florida Department of Transportation Run: 04/06/2016 08.21.32

## 5 Year TIP

### View 5 Year TIP Phase Grouping Crosswalk DISTRICT 7

| Fund  | <2017    | 2017     | 2018     | 2019     | 2020     | 2021           | >2021    | All Years      |
|---|----------|----------|----------|----------|----------|----------------|----------|----------------|
| Item Number: 438512 1 Project Description: <b>CLEARWATER AIRPARK - SECURITY SYSTEM UPGRADE</b> *NON-SIS*                    |          |          |          |          |          |                |          |                |
| District: 07 County: PINELLAS Type of Work: AVIATION PRESERVATION PROJECT Project Length: .000                              |          |          |          |          |          |                |          |                |
| CAPITAL / RESPONSIBLE AGENCY NOT AVAILABLE <a href="#">Long Range Transportation Plan: Policy 1.3.2</a>                     |          |          |          |          |          |                |          |                |
| DPTO -STATE - PTO   | 0        | 0        | 0        | 0        | 0        | 60,000         | 0        | 60,000         |
| LF -LOCAL FUNDS   | 0        | 0        | 0        | 0        | 0        | 15,000         | 0        | 15,000         |
| <b>Item 438512 1 Totals:</b>  | <b>0</b> | <b>0</b> | <b>0</b> | <b>0</b> | <b>0</b> | <b>75,000</b>  | <b>0</b> | <b>75,000</b>  |
| <b>Project Total:</b>   | <b>0</b> | <b>0</b> | <b>0</b> | <b>0</b> | <b>0</b> | <b>75,000</b>  | <b>0</b> | <b>75,000</b>  |
| Item Number: 438515 1 Project Description: <b>ALBERT WHITTED AIPTORT - CONSTRUCT PAPIS/REILS FOR RUNWAY 18/36</b> *NON-SIS* |          |          |          |          |          |                |          |                |
| District: 07 County: PINELLAS Type of Work: AVIATION PRESERVATION PROJECT Project Length: .000                              |          |          |          |          |          |                |          |                |
| CAPITAL / RESPONSIBLE AGENCY NOT AVAILABLE <a href="#">Long Range Transportation Plan: Policy 1.3.2</a>                     |          |          |          |          |          |                |          |                |
| DPTO -STATE - PTO   | 0        | 0        | 0        | 0        | 0        | 8,000          | 0        | 8,000          |
| FAA -FEDERAL AVIATION ADMIN   | 0        | 0        | 0        | 0        | 0        | 90,000         | 0        | 90,000         |
| LF -LOCAL FUNDS   | 0        | 0        | 0        | 0        | 0        | 2,000          | 0        | 2,000          |
| <b>Item 438515 1 Totals:</b>  | <b>0</b> | <b>0</b> | <b>0</b> | <b>0</b> | <b>0</b> | <b>100,000</b> | <b>0</b> | <b>100,000</b> |
| <b>Project Total:</b>   | <b>0</b> | <b>0</b> | <b>0</b> | <b>0</b> | <b>0</b> | <b>100,000</b> | <b>0</b> | <b>100,000</b> |



Effective Date: 04/01/2016 Florida Department of Transportation Run: 04/06/2016 08.21.32

## 5 Year TIP

### View 5 Year TIP Phase Grouping Crosswalk DISTRICT 7

| Fund  | <2017 | 2017 | 2018 | 2019 | 2020 | 2021      | >2021 | All Years |
|---|-------|------|------|------|------|-----------|-------|-----------|
| Item Number: 438516 1 Project Description: <b>ALBERT WHITTED AIRPORT - CONSTRUCT RUNWAY 18/36 AND STUB CONNECTORS *NON-SIS*</b> |       |      |      |      |      |           |       |           |
| District: 07 County: PINELLAS Type of Work: AVIATION SAFETY PROJECT Project Length: .000  |       |      |      |      |      |           |       |           |
| CAPITAL / RESPONSIBLE AGENCY NOT AVAILABLE <a href="#">Long Range Transportation Plan: Policy 1.3.2</a>                         |       |      |      |      |      |           |       |           |
| DPTO -STATE - PTO   | 0     | 0    | 0    | 0    | 0    | 360,000   | 0     | 360,000   |
| FAA -FEDERAL AVIATION ADMIN   | 0     | 0    | 0    | 0    | 0    | 4,050,000 | 0     | 4,050,000 |
| LF -LOCAL FUNDS   | 0     | 0    | 0    | 0    | 0    | 90,000    | 0     | 90,000    |
| Item 438516 1 Totals:   | 0     | 0    | 0    | 0    | 0    | 4,500,000 | 0     | 4,500,000 |
| Project Total:  | 0     | 0    | 0    | 0    | 0    | 4,500,000 | 0     | 4,500,000 |
| Item Number: 438529 1 Project Description: <b>ST PETE-CLEARWATER INTERNATIONAL AIRPORT - TAXIWAY T EXPANSION *SIS*</b>          |       |      |      |      |      |           |       |           |
| District: 07 County: PINELLAS Type of Work: AVIATION CAPACITY PROJECT Project Length: .000                                      |       |      |      |      |      |           |       |           |
| CAPITAL / RESPONSIBLE AGENCY NOT AVAILABLE <a href="#">Long Range Transportation Plan: Policy 1.3.2</a>                         |       |      |      |      |      |           |       |           |
| DPTO -STATE - PTO   | 0     | 0    | 0    | 0    | 0    | 200,000   | 0     | 200,000   |
| FAA -FEDERAL AVIATION ADMIN   | 0     | 0    | 0    | 0    | 0    | 3,600,000 | 0     | 3,600,000 |
| LF -LOCAL FUNDS   | 0     | 0    | 0    | 0    | 0    | 200,000   | 0     | 200,000   |
| Item 438529 1 Totals:   | 0     | 0    | 0    | 0    | 0    | 4,000,000 | 0     | 4,000,000 |
| Project Total:  | 0     | 0    | 0    | 0    | 0    | 4,000,000 | 0     | 4,000,000 |

Effective Date: 04/01/2016 Florida Department of Transportation Run: 04/06/2016 08.21.32

## 5 Year TIP

### View 5 Year TIP Phase Grouping Crosswalk DISTRICT 7

| Fund  | <2017              | 2017             | 2018             | 2019             | 2020             | 2021             | >2021    | All Years          |
|---|--------------------|------------------|------------------|------------------|------------------|------------------|----------|--------------------|
| FLP: TRANSIT  |                    |                  |                  |                  |                  |                  |          |                    |
| Item Number: 402513 1 Project Description: <b>PSTA PUBLIC TRANSIT BLOCK GRANT PROGRAM</b> *NON-SIS*           |                    |                  |                  |                  |                  |                  |          |                    |
| District: 07 County: PINELLAS Type of Work: OPERATING FOR FIXED ROUTE Project Length: .000                    |                    |                  |                  |                  |                  |                  |          |                    |
| Extra Description: OPERATIONAL ASSISTANCE   |                    |                  |                  |                  |                  |                  |          |                    |
| OPERATIONS / MANAGED BY PINELLAS COUNTY <a href="#">Long Range Transportation Plan: Objective 2.2</a>         |                    |                  |                  |                  |                  |                  |          |                    |
| DDR -DISTRICT DEDICATED REVENUE   | 19,549,900         | 4,047,291        | 4,249,877        | 2,214,492        | 4,650,433        | 4,816,337        | 0        | 39,528,330         |
| DPTO -STATE - PTO   | 14,104,814         | 181,888          | 37,563           | 2,214,492        | 0                | 0                | 0        | 16,538,757         |
| DS -STATE PRIMARY HIGHWAYS & PTO  | 22,024,260         | 0                | 0                | 0                | 0                | 0                | 0        | 22,024,260         |
| LF -LOCAL FUNDS   | 50,124,920         | 4,179,395        | 4,287,440        | 4,428,984        | 4,650,433        | 4,816,337        | 0        | 72,487,509         |
| <b>Item 402513 1 Totals:</b>  | <b>105,803,894</b> | <b>8,408,574</b> | <b>8,574,880</b> | <b>8,857,968</b> | <b>9,300,866</b> | <b>9,632,674</b> | <b>0</b> | <b>150,578,856</b> |
| <b>Project Total:</b>   | <b>105,803,894</b> | <b>8,408,574</b> | <b>8,574,880</b> | <b>8,857,968</b> | <b>9,300,866</b> | <b>9,632,674</b> | <b>0</b> | <b>150,578,856</b> |
| Item Number: 402514 1 Project Description: <b>PINELLAS COUNTY MPO TRANSIT PLANNING SECTION 5305</b> *NON-SIS* |                    |                  |                  |                  |                  |                  |          |                    |
| District: 07 County: PINELLAS Type of Work: PTO STUDIES Project Length: .000                                  |                    |                  |                  |                  |                  |                  |          |                    |
| Extra Description: SECTION 5305 MPO TRANSPORTATION PLANNING   |                    |                  |                  |                  |                  |                  |          |                    |
| PLANNING / MANAGED BY PINELLAS COUNTY MPO <a href="#">Long Range Transportation Plan: Objective 2.2</a>       |                    |                  |                  |                  |                  |                  |          |                    |
| DDR -DISTRICT DEDICATED REVENUE   | 294,426            | 33,080           | 34,073           | 34,073           | 35,095           | 36,003           | 0        | 466,750            |
| DPTO -STATE - PTO   | 217,569            | 17,735           | 0                | 0                | 0                | 0                | 0        | 235,304            |
| DS -STATE PRIMARY HIGHWAYS & PTO  | 99,439             | 0                | 0                | 0                | 0                | 0                | 0        | 99,439             |
| DU -STATE PRIMARY/FEDERAL REIMB   | 4,891,480          | 406,520          | 272,583          | 272,583          | 280,760          | 288,022          | 0        | 6,411,948          |
| LF -LOCAL FUNDS   | 611,439            | 50,815           | 34,073           | 34,073           | 35,095           | 36,003           | 0        | 801,498            |
| <b>Item 402514 1 Totals:</b>  | <b>6,114,353</b>   | <b>508,150</b>   | <b>340,729</b>   | <b>340,729</b>   | <b>350,950</b>   | <b>360,028</b>   | <b>0</b> | <b>8,014,939</b>   |
| <b>Project Total:</b>   | <b>6,114,353</b>   | <b>508,150</b>   | <b>340,729</b>   | <b>340,729</b>   | <b>350,950</b>   | <b>360,028</b>   | <b>0</b> | <b>8,014,939</b>   |

Effective Date: 04/01/2016 Florida Department of Transportation Run: 04/06/2016 08.21.32

## 5 Year TIP

### View 5 Year TIP Phase Grouping Crosswalk DISTRICT 7

| Fund   | <2017              | 2017              | 2018              | 2019              | 2020           | 2021           | >2021    | All Years          |
|--|--------------------|-------------------|-------------------|-------------------|----------------|----------------|----------|--------------------|
| Item Number: 402520 1 Project Description: <b>PSTA FTA-SECTION 5307 FOR URBAN *NON-SIS*</b>              |                    |                   |                   |                   |                |                |          |                    |
| District: 07 County: PINELLAS Type of Work: CAPITAL FOR FIXED ROUTE Project Length: .000                 |                    |                   |                   |                   |                |                |          |                    |
| Extra Description: CAPITAL ASSISTANCE  |                    |                   |                   |                   |                |                |          |                    |
| CAPITAL / MANAGED BY PINELLAS COUNTY <a href="#">Long Range Transportation Plan: Objective 2.2</a>       |                    |                   |                   |                   |                |                |          |                    |
| FTA -FEDERAL TRANSIT ADMINISTRATION  | 97,331,700         | 14,009,171        | 14,609,171        | 14,609,171        | 0              | 0              | 0        | 140,559,213        |
| FTAT -FHWA TRANSFER TO FTA (NON-BUD)   | 2,300,000          | 0                 | 0                 | 0                 | 0              | 0              | 0        | 2,300,000          |
| S117 -STP EARMARKS - 2005  | 2,300,000          | 0                 | 0                 | 0                 | 0              | 0              | 0        | 2,300,000          |
| <b>Item 402520 1 Totals:</b>   | <b>101,931,700</b> | <b>14,009,171</b> | <b>14,609,171</b> | <b>14,609,171</b> | <b>0</b>       | <b>0</b>       | <b>0</b> | <b>145,159,213</b> |
| <b>Project Total:</b>  | <b>101,931,700</b> | <b>14,009,171</b> | <b>14,609,171</b> | <b>14,609,171</b> | <b>0</b>       | <b>0</b>       | <b>0</b> | <b>145,159,213</b> |
| Item Number: 410695 1 Project Description: <b>PSTA TRANSIT CORRIDOR PROGRAM 100X-OPERATING *NON-SIS*</b> |                    |                   |                   |                   |                |                |          |                    |
| District: 07 County: PINELLAS Type of Work: URBAN CORRIDOR IMPROVEMENTS Project Length: .000             |                    |                   |                   |                   |                |                |          |                    |
| Extra Description: EXPRESS SERVICE LARGO TO TAMPA DOWNTOWN (ROUTE 100X)                                  |                    |                   |                   |                   |                |                |          |                    |
| OPERATIONS / MANAGED BY PINELLAS COUNTY <a href="#">Long Range Transportation Plan: Objective 2.2</a>    |                    |                   |                   |                   |                |                |          |                    |
| DDR -DISTRICT DEDICATED REVENUE  | 1,458,968          | 0                 | 0                 | 0                 | 145,547        | 285,915        | 0        | 1,890,430          |
| DPTO -STATE - PTO  | 476,100            | 155,100           | 155,100           | 166,508           | 14,453         | 0              | 0        | 967,261            |
| DS -STATE PRIMARY HIGHWAYS & PTO   | 1,225,000          | 0                 | 0                 | 0                 | 0              | 0              | 0        | 1,225,000          |
| <b>Item 410695 1 Totals:</b>   | <b>3,160,068</b>   | <b>155,100</b>    | <b>155,100</b>    | <b>166,508</b>    | <b>160,000</b> | <b>285,915</b> | <b>0</b> | <b>4,082,691</b>   |
| <b>Project Total:</b>  | <b>3,160,068</b>   | <b>155,100</b>    | <b>155,100</b>    | <b>166,508</b>    | <b>160,000</b> | <b>285,915</b> | <b>0</b> | <b>4,082,691</b>   |

Effective Date: 04/01/2016 Florida Department of Transportation Run: 04/06/2016 08.21.32

## 5 Year TIP

View 5 Year TIP Phase Grouping Crosswalk

### DISTRICT 7

| Fund   | <2017            | 2017           | 2018           | 2019           | 2020           | 2021           | >2021    | All Years        |
|--|------------------|----------------|----------------|----------------|----------------|----------------|----------|------------------|
| Item Number: 418265 1 Project Description: <b>PSTA TRANSIT URBAN CORRIDOR ROUTE 300X-ULMERTON/HFB/DOWNTOWN TAMPA *NON-SIS*</b> |                  |                |                |                |                |                |          |                  |
| District: 07 County: PINELLAS Type of Work: URBAN CORRIDOR IMPROVEMENTS Project Length: .000                                   |                  |                |                |                |                |                |          |                  |
| Extra Description: EXPRESS SERVICE ST PETE TO TAMPA DOWNTOWN (ROUTE 300X)  |                  |                |                |                |                |                |          |                  |
| OPERATIONS / MANAGED BY PINELLAS COUNTY <a href="#">Long Range Transportation Plan: Objective 2.2</a>                          |                  |                |                |                |                |                |          |                  |
| DDR -DISTRICT  |                  |                |                |                |                |                |          |                  |
| DEDICATED REVENUE  | 915,425          | 0              | 0              | 0              | 0              | 0              | 0        | 915,425          |
| DPTO -STATE - PTO  | 580,282          | 165,100        | 165,100        | 176,508        | 165,000        | 285,915        | 0        | 1,537,905        |
| DS -STATE PRIMARY  |                  |                |                |                |                |                |          |                  |
| HIGHWAYS & PTO   | 528,332          | 0              | 0              | 0              | 0              | 0              | 0        | 528,332          |
| <b>Item 418265 1 Totals:</b>   | <b>2,024,039</b> | <b>165,100</b> | <b>165,100</b> | <b>176,508</b> | <b>165,000</b> | <b>285,915</b> | <b>0</b> | <b>2,981,662</b> |
| <b>Project Total:</b>  | <b>2,024,039</b> | <b>165,100</b> | <b>165,100</b> | <b>176,508</b> | <b>165,000</b> | <b>285,915</b> | <b>0</b> | <b>2,981,662</b> |
| Item Number: 430319 1 Project Description: <b>PSTA TRANSIT CORRIDOR PROGRAM FLEX E LAKE &amp; PASCO COUNTY *NON-SIS*</b>       |                  |                |                |                |                |                |          |                  |
| District: 07 County: PINELLAS Type of Work: TRANSIT IMPROVEMENT Project Length: .000   |                  |                |                |                |                |                |          |                  |
| Extra Description: NORTH COUNTY FLEX SERVICES-EAST LAKE AND PASCO COUNTY   |                  |                |                |                |                |                |          |                  |
| OPERATIONS / MANAGED BY PINELLAS COUNTY <a href="#">Long Range Transportation Plan: Objective 2.2</a>                          |                  |                |                |                |                |                |          |                  |
| DPTO -STATE - PTO  | 1,213,921        | 234,121        | 234,121        | 245,529        | 240,000        | 285,915        | 0        | 2,453,607        |
| <b>Item 430319 1 Totals:</b>   | <b>1,213,921</b> | <b>234,121</b> | <b>234,121</b> | <b>245,529</b> | <b>240,000</b> | <b>285,915</b> | <b>0</b> | <b>2,453,607</b> |
| <b>Project Total:</b>  | <b>1,213,921</b> | <b>234,121</b> | <b>234,121</b> | <b>245,529</b> | <b>240,000</b> | <b>285,915</b> | <b>0</b> | <b>2,453,607</b> |
| Item Number: 430320 1 Project Description: <b>PSTA TRANSIT CORRIDOR PROGRAM CURLEW RD &amp; HILLSBOROUGH COUNTY *NON-SIS*</b>  |                  |                |                |                |                |                |          |                  |
| District: 07 County: PINELLAS Type of Work: TRANSIT IMPROVEMENT Project Length: .000   |                  |                |                |                |                |                |          |                  |
| Extra Description: NORTH COUNTY FLEX SERVICES CURLEW RD AND HILLSBOROUGH CTY   |                  |                |                |                |                |                |          |                  |
| OPERATIONS / MANAGED BY PINELLAS COUNTY <a href="#">Long Range Transportation Plan: Objective 2.2</a>                          |                  |                |                |                |                |                |          |                  |
| DPTO -STATE - PTO  | 1,177,000        | 211,000        | 211,000        | 222,408        | 220,000        | 285,917        | 0        | 2,327,325        |
| <b>Item 430320 1 Totals:</b>   | <b>1,177,000</b> | <b>211,000</b> | <b>211,000</b> | <b>222,408</b> | <b>220,000</b> | <b>285,917</b> | <b>0</b> | <b>2,327,325</b> |
| <b>Project Total:</b>  | <b>1,177,000</b> | <b>211,000</b> | <b>211,000</b> | <b>222,408</b> | <b>220,000</b> | <b>285,917</b> | <b>0</b> | <b>2,327,325</b> |

Effective Date: 04/01/2016 Florida Department of Transportation Run: 04/06/2016 08.21.32

## 5 Year TIP

### View 5 Year TIP Phase Grouping Crosswalk DISTRICT 7

| Fund   | <2017    | 2017           | 2018     | 2019     | 2020     | 2021     | >2021    | All Years      |
|--|----------|----------------|----------|----------|----------|----------|----------|----------------|
| Item Number: 437245 1 Project Description: <b>PREMIUM TRANSIT FEASIBILITY STUDY</b> *NON-SIS*      |          |                |          |          |          |          |          |                |
| District: 07 County: PINELLAS Type of Work: PTO STUDIES Project Length: .000                       |          |                |          |          |          |          |          |                |
| Extra Description: EVALUATING POTENTIAL SERVICE WITH IN PINELLAS COUNTY                            |          |                |          |          |          |          |          |                |
| P D & E / MANAGED BY PINELLAS COUNTY <a href="#">Long Range Transportation Plan: Objective 2.2</a> |          |                |          |          |          |          |          |                |
| DIH -STATE IN-HOUSE<br>PRODUCT SUPPORT   | 0        | 1,000          | 0        | 0        | 0        | 0        | 0        | 1,000          |
| DS -STATE PRIMARY<br>HIGHWAYS & PTO  | 0        | 500,000        | 0        | 0        | 0        | 0        | 0        | 500,000        |
| <b>Item 437245 1 Totals:</b>   | <b>0</b> | <b>501,000</b> | <b>0</b> | <b>0</b> | <b>0</b> | <b>0</b> | <b>0</b> | <b>501,000</b> |
| <b>Project Total:</b>  | <b>0</b> | <b>501,000</b> | <b>0</b> | <b>0</b> | <b>0</b> | <b>0</b> | <b>0</b> | <b>501,000</b> |

Effective Date: 04/01/2016 Florida Department of Transportation Run: 04/06/2016 08.21.32

## 5 Year TIP

### View 5 Year TIP Phase Grouping Crosswalk DISTRICT 7

| Fund  | <2017          | 2017     | 2018     | 2019     | 2020     | 2021     | >2021    | All Years      |
|---|----------------|----------|----------|----------|----------|----------|----------|----------------|
| MISCELLANEOUS   |                |          |          |          |          |          |          |                |
| Item Number: 415738 2 Project Description: <b>OLDSMAR TRAIL 1 OF 5 FOREST RD @ PINE AVE N FORESTLAKES BLVD @ RACETK *NON-SIS*</b> |                |          |          |          |          |          |          |                |
| District: 07 County: PINELLAS Type of Work: BIKE PATH/TRAIL Project Length: .000  |                |          |          |          |          |          |          |                |
| CONSTRUCTION / MANAGED BY CITY OF OLDSMAR <a href="#">Long Range Transportation Plan: Completed</a>                               |                |          |          |          |          |          |          |                |
| -TOTAL OUTSIDE YEARS  | 334,507        | 0        | 0        | 0        | 0        | 0        | 0        | 334,507        |
| CONSTRUCTION / MANAGED BY FDOT  |                |          |          |          |          |          |          |                |
| -TOTAL OUTSIDE YEARS  | 100            | 0        | 0        | 0        | 0        | 0        | 0        | 100            |
| <b>Item 415738 2 Totals:</b>  | <b>334,607</b> | <b>0</b> | <b>0</b> | <b>0</b> | <b>0</b> | <b>0</b> | <b>0</b> | <b>334,607</b> |
| Item Number: 415738 3 Project Description: <b>OLDSMAR TRAIL 2 OF 5 FROM TAMPA RD TO R E OLDS PARK *NON-SIS*</b>                   |                |          |          |          |          |          |          |                |
| District: 07 County: PINELLAS Type of Work: BIKE PATH/TRAIL Project Length: .000  |                |          |          |          |          |          |          |                |
| CONSTRUCTION / MANAGED BY CITY OF OLDSMAR <a href="#">Long Range Transportation Plan: Completed</a>                               |                |          |          |          |          |          |          |                |
| -TOTAL OUTSIDE YEARS  | 519,666        | 0        | 0        | 0        | 0        | 0        | 0        | 519,666        |
| <b>Item 415738 3 Totals:</b>  | <b>519,666</b> | <b>0</b> | <b>0</b> | <b>0</b> | <b>0</b> | <b>0</b> | <b>0</b> | <b>519,666</b> |
| Item Number: 415738 4 Project Description: <b>OLDSMAR TRAIL 3 OF 5 FROM R E OLDS PARK TO CYPRESS FOREST PK *NON-SIS*</b>          |                |          |          |          |          |          |          |                |
| District: 07 County: PINELLAS Type of Work: BIKE PATH/TRAIL Project Length: .000  |                |          |          |          |          |          |          |                |
| CONSTRUCTION / MANAGED BY CITY OF OLDSMAR <a href="#">Long Range Transportation Plan: Completed</a>                               |                |          |          |          |          |          |          |                |
| -TOTAL OUTSIDE YEARS  | 521,581        | 0        | 0        | 0        | 0        | 0        | 0        | 521,581        |
| CONSTRUCTION / MANAGED BY FDOT  |                |          |          |          |          |          |          |                |
| -TOTAL OUTSIDE YEARS  | 1,974          | 0        | 0        | 0        | 0        | 0        | 0        | 1,974          |
| <b>Item 415738 4 Totals:</b>  | <b>523,555</b> | <b>0</b> | <b>0</b> | <b>0</b> | <b>0</b> | <b>0</b> | <b>0</b> | <b>523,555</b> |

**5 Year TIP****View 5 Year TIP Phase Grouping Crosswalk  
DISTRICT 7**

| Fund  | <2017            | 2017          | 2018     | 2019             | 2020     | 2021     | >2021    | All Years        |
|---|------------------|---------------|----------|------------------|----------|----------|----------|------------------|
| Item Number: 415738 5 Project Description: <b>OLDSMAR TRAIL 4 OF 5 FM NORTHSIDE R E OLDS PK TO HARBOR PALMS NATURE P *NON-SIS*</b>                              |                  |               |          |                  |          |          |          |                  |
| District: 07 County: PINELLAS Type of Work: BIKE PATH/TRAIL Project Length: .000  |                  |               |          |                  |          |          |          |                  |
| <b>CONSTRUCTION / MANAGED BY CITY OF OLDSMAR</b> <a href="#">Long Range Transportation Plan: Completed</a>  |                  |               |          |                  |          |          |          |                  |
| -TOTAL OUTSIDE YEARS  | 1,005,105        | 0             | 0        | 0                | 0        | 0        | 0        | 1,005,105        |
| <b>Item 415738 5 Totals:</b>  | <b>1,005,105</b> | <b>0</b>      | <b>0</b> | <b>0</b>         | <b>0</b> | <b>0</b> | <b>0</b> | <b>1,005,105</b> |
| Item Number: 415738 6 Project Description: <b>OLDSMAR TRAIL 5 OF 5 FROM SHEFFIELD PARK TO CURLEW RD *NON-SIS*</b>   |                  |               |          |                  |          |          |          |                  |
| District: 07 County: PINELLAS Type of Work: BIKE PATH/TRAIL Project Length: .000  |                  |               |          |                  |          |          |          |                  |
| <b>CONSTRUCTION / MANAGED BY CITY OF OLDSMAR</b> <a href="#">Long Range Transportation Plan: Completed</a>  |                  |               |          |                  |          |          |          |                  |
| -TOTAL OUTSIDE YEARS  | 504,546          | 0             | 0        | 0                | 0        | 0        | 0        | 504,546          |
| <b>CONSTRUCTION / MANAGED BY FDOT</b>   |                  |               |          |                  |          |          |          |                  |
| -TOTAL OUTSIDE YEARS  | 2,364            | 0             | 0        | 0                | 0        | 0        | 0        | 2,364            |
| <b>Item 415738 6 Totals:</b>  | <b>506,910</b>   | <b>0</b>      | <b>0</b> | <b>0</b>         | <b>0</b> | <b>0</b> | <b>0</b> | <b>506,910</b>   |
| Item Number: 415738 7 Project Description: <b>OLDSMAR TRAIL PHASE 6 EXT- DOUGLAS FM HAYES/BAYVIEW TO RACE TRACK *NON-SIS*</b>                                   |                  |               |          |                  |          |          |          |                  |
| District: 07 County: PINELLAS Type of Work: BIKE PATH/TRAIL Project Length: .000  |                  |               |          |                  |          |          |          |                  |
| Extra Description: CONSTRUCT 10' ASPHALT SHARED USE PATH  |                  |               |          |                  |          |          |          |                  |
| <b>PRELIMINARY ENGINEERING / MANAGED BY CITY OF OLDSMAR</b> <a href="#">Long Range Transportation Plan: Long Range Transportation Plan: Map 5-5, Table 5-11</a> |                  |               |          |                  |          |          |          |                  |
| TALU -TRANSPORTATION<br>ALTS- >200K   | 0                | 41,000        | 0        | 0                | 0        | 0        | 0        | 41,000           |
| <b>PRELIMINARY ENGINEERING / MANAGED BY FDOT</b>  |                  |               |          |                  |          |          |          |                  |
| DS -STATE PRIMARY<br>HIGHWAYS & PTO   | 1,176            | 0             | 0        | 0                | 0        | 0        | 0        | 1,176            |
| <b>CONSTRUCTION / MANAGED BY CITY OF OLDSMAR</b>  |                  |               |          |                  |          |          |          |                  |
| TALT -TRANSPORTATION<br>ALTS- ANY AREA  | 0                | 0             | 0        | 13,647           | 0        | 0        | 0        | 13,647           |
| TALU -TRANSPORTATION<br>ALTS- >200K   | 0                | 0             | 0        | 1,339,200        | 0        | 0        | 0        | 1,339,200        |
| <b>Item 415738 7 Totals:</b>  | <b>1,176</b>     | <b>41,000</b> | <b>0</b> | <b>1,352,847</b> | <b>0</b> | <b>0</b> | <b>0</b> | <b>1,395,023</b> |
| <b>Project Total:</b>   | <b>2,891,019</b> | <b>41,000</b> | <b>0</b> | <b>1,352,847</b> | <b>0</b> | <b>0</b> | <b>0</b> | <b>4,284,866</b> |

**5 Year TIP****View 5 Year TIP Phase Grouping Crosswalk  
DISTRICT 7**

| Fund   | <2017              | 2017               | 2018              | 2019               | 2020               | 2021               | >2021              | All Years            |
|--|--------------------|--------------------|-------------------|--------------------|--------------------|--------------------|--------------------|----------------------|
| Item Number: 432580 1 Project Description: <b>DRUID TRAIL PH IV FROM S BETTY LN TO PROGRESS ENERGY TRAIL *NON-SIS*</b>           |                    |                    |                   |                    |                    |                    |                    |                      |
| District: 07 County: PINELLAS Type of Work: BIKE PATH/TRAIL Project Length: 2.807  |                    |                    |                   |                    |                    |                    |                    |                      |
| Extra Description: CONSTRUCT AN 8'ASPHALT SHARED USE TRAIL   |                    |                    |                   |                    |                    |                    |                    |                      |
| CONSTRUCTION / MANAGED BY CLEARWATER, CITY OF <a href="#">Long Range Transportation Plan: Map 5-5, Table 5-10</a>                |                    |                    |                   |                    |                    |                    |                    |                      |
| ACTA -ADVANCE CONSTRUCTION TALT  | 0                  | 15,686             | 0                 | 0                  | 0                  | 0                  | 0                  | 15,686               |
| LF -LOCAL FUNDS  | 0                  | 98,297             | 0                 | 0                  | 0                  | 0                  | 0                  | 98,297               |
| SA -STP, ANY AREA  | 0                  | 13,647             | 0                 | 0                  | 0                  | 0                  | 0                  | 13,647               |
| TALT -TRANSPORTATION ALTS- ANY AREA  | 0                  | 230,194            | 0                 | 0                  | 0                  | 0                  | 0                  | 230,194              |
| TALU -TRANSPORTATION ALTS- >200K   | 0                  | 1,815,923          | 0                 | 0                  | 0                  | 0                  | 0                  | 1,815,923            |
| CONSTRUCTION / MANAGED BY FDOT   |                    |                    |                   |                    |                    |                    |                    |                      |
| TALU -TRANSPORTATION ALTS- >200K   | 0                  | 163,000            | 0                 | 0                  | 0                  | 0                  | 0                  | 163,000              |
| <b>Item 432580 1 Totals:</b>   | <b>0</b>           | <b>2,336,747</b>   | <b>0</b>          | <b>0</b>           | <b>0</b>           | <b>0</b>           | <b>0</b>           | <b>2,336,747</b>     |
| <b>Project Total:</b>  | <b>0</b>           | <b>2,336,747</b>   | <b>0</b>          | <b>0</b>           | <b>0</b>           | <b>0</b>           | <b>0</b>           | <b>2,336,747</b>     |
| Item Number: 434496 1 Project Description: <b>WEST BAY DR/PINELLAS TRAIL GATEWAY FROM WASHINGTON AVE TO 4TH AVE SW *NON-SIS*</b> |                    |                    |                   |                    |                    |                    |                    |                      |
| District: 07 County: PINELLAS Type of Work: BIKE PATH/TRAIL Project Length: .000   |                    |                    |                   |                    |                    |                    |                    |                      |
| Extra Description: PARKING, REST STOPS, WATER FOUNTAINS, LANDSCAPING, SIGNAGE  |                    |                    |                   |                    |                    |                    |                    |                      |
| CONSTRUCTION / MANAGED BY FDOT <a href="#">Long Range Transportation Plan: Objective 2.3</a>                                     |                    |                    |                   |                    |                    |                    |                    |                      |
| LF -LOCAL FUNDS  | 0                  | 0                  | 0                 | 555,000            | 0                  | 0                  | 0                  | 555,000              |
| TALT -TRANSPORTATION ALTS- ANY AREA  | 0                  | 0                  | 0                 | 563,527            | 0                  | 0                  | 0                  | 563,527              |
| TALU -TRANSPORTATION ALTS- >200K   | 0                  | 0                  | 0                 | 570,395            | 0                  | 0                  | 0                  | 570,395              |
| <b>Item 434496 1 Totals:</b>   | <b>0</b>           | <b>0</b>           | <b>0</b>          | <b>1,688,922</b>   | <b>0</b>           | <b>0</b>           | <b>0</b>           | <b>1,688,922</b>     |
| <b>Project Total:</b>  | <b>0</b>           | <b>0</b>           | <b>0</b>          | <b>1,688,922</b>   | <b>0</b>           | <b>0</b>           | <b>0</b>           | <b>1,688,922</b>     |
| <b>District 07 Totals:</b>   | <b>950,738,883</b> | <b>552,438,307</b> | <b>59,477,978</b> | <b>554,265,442</b> | <b>178,408,124</b> | <b>110,805,446</b> | <b>215,234,208</b> | <b>2,713,154,098</b> |
| <b>Grand Total</b>   | <b>950,738,883</b> | <b>552,438,307</b> | <b>59,477,978</b> | <b>554,265,442</b> | <b>178,408,124</b> | <b>110,805,446</b> | <b>215,234,208</b> | <b>2,713,154,098</b> |



Effective Date: 04/01/2016 Florida Department of Transportation Run: 04/06/2016 08.21.32

## 5 Year TIP

View 5 Year TIP Phase Grouping Crosswalk  
DISTRICT 7

| Fund | <2017 | 2017 | 2018 | 2019 | 2020 | 2021 | >2021 | All Years |
|------|-------|------|------|------|------|------|-------|-----------|
|------|-------|------|------|------|------|------|-------|-----------|

## **Section 4: Pinellas County Financial Plan**

Effective Date: 04/01/2016 Florida Department of Transportation Run: 04/06/2016 08.32.31

## 5 Year TIP - Fund Summary

### DISTRICT 7

| Fund | Fund Name                      | <2017       | 2017        | 2018       | 2019        | 2020       | 2021       | >2021       | All Years   |
|------|--------------------------------|-------------|-------------|------------|-------------|------------|------------|-------------|-------------|
|      | TOTAL OUTSIDE YEARS            | 407,578,994 | 0           | 0          | 0           | 0          | 0          | 0           | 407,578,994 |
|      | UNFUNDED                       | 0           | 0           | 0          | 0           | 57,051,483 | 0          | 150,274,892 | 207,326,375 |
| ACBR | ADVANCE CONSTRUCTION (BRT)     | 0           | 0           | 0          | 156,463,927 | 2,130,160  | 0          | 0           | 158,594,087 |
| ACBZ | ADVANCE CONSTRUCTION (BRTZ)    | 0           | 1,000       | 0          | 0           | 585,806    | 0          | 0           | 586,806     |
| ACNP | ADVANCE CONSTRUCTION NHPP      | 5,536,300   | 155,616,546 | 0          | 34,160,631  | 16,970,613 | 52,820,006 | 54,896,422  | 320,000,518 |
| ACSA | ADVANCE CONSTRUCTION (SA)      | 1,686,023   | 0           | 0          | 0           | 0          | 0          | 0           | 1,686,023   |
| ACSU | ADVANCE CONSTRUCTION (SU)      | 2,304,272   | 0           | 0          | 0           | 0          | 0          | 0           | 2,304,272   |
| ACTA | ADVANCE CONSTRUCTION TALT      | 0           | 15,686      | 0          | 0           | 0          | 0          | 0           | 15,686      |
| BNBR | AMENDMENT 4 BONDS (BRIDGES)    | 0           | 0           | 0          | 260,156,722 | 0          | 0          | 0           | 260,156,722 |
| BRRP | STATE BRIDGE REPAIR & REHAB    | 659,308     | 7,253,728   | 1,897,492  | 0           | 0          | 0          | 0           | 9,810,528   |
| CIGP | COUNTY INCENTIVE GRANT PROGRAM | 200,000     | 2,335,823   | 133,500    | 1,848,300   | 0          | 0          | 0           | 4,517,623   |
| CM   | CONGESTION MITIGATION - AQ     | 0           | 2,897,645   | 0          | 0           | 0          | 1,847,289  | 0           | 4,744,934   |
| D    | UNRESTRICTED STATE PRIMARY     | 76,920,483  | 6,900,295   | 6,887,545  | 6,887,545   | 6,887,545  | 6,937,773  | 0           | 111,421,186 |
| DDR  | DISTRICT DEDICATED REVENUE     | 85,587,868  | 34,416,287  | 7,883,950  | 8,762,409   | 60,481,968 | 16,180,687 | 0           | 213,313,169 |
| DEM  | ENVIRONMENTAL MITIGATION       | 860         | 1,387,500   | 0          | 0           | 0          | 0          | 0           | 1,388,360   |
| DEMW | ENVIRONMEN MITIGATION-WETLANDS | 724,392     | 0           | 0          | 0           | 0          | 0          | 0           | 724,392     |
| DI   | ST. - S/W INTER/INTRASTATE HWY | 997,616     | 28,832,539  | 0          | 0           | 0          | 0          | 29,799,241  | 59,629,396  |
| DIH  | STATE IN-HOUSE PRODUCT SUPPORT | 1,658,029   | 1,636,943   | 346,742    | 504,666     | 1,374,169  | 497,761    | 300,000     | 6,318,310   |
| DITS | STATEWIDE ITS - STATE 100%.    | 487,974     | 2,116,769   | 0          | 0           | 0          | 0          | 0           | 2,604,743   |
| DPTO | STATE - PTO                    | 18,369,686  | 1,132,444   | 882,884    | 5,025,915   | 3,946,053  | 1,485,747  | 0           | 30,842,729  |
| DS   | STATE PRIMARY HIGHWAYS & PTO   | 32,858,291  | 3,447,723   | 0          | 0           | 0          | 2,637,637  | 0           | 38,943,651  |
| DSB1 | SKYWAY                         | 3,367,525   | 88,966,691  | 345,000    | 34,215,333  | 358,000    | 367,000    | 374,000     | 127,993,549 |
| DSB3 | PINELLAS BAYWAY                | 686,146     | 650,782     | 77,782     | 77,782      | 77,782     | 77,782     | 233,346     | 1,881,402   |
| DU   | STATE PRIMARY/FEDERAL REIMB    | 4,891,480   | 406,520     | 272,583    | 272,583     | 280,760    | 288,022    | 0           | 6,411,948   |
| FAA  | FEDERAL AVIATION ADMIN         | 6,650,000   | 5,465,000   | 0          | 2,835,000   | 3,633,000  | 7,740,000  | 0           | 26,323,000  |
| FCO  | PRIMARY/FIXED CAPITAL OUTLAY   | 0           | 20,000      | 0          | 0           | 0          | 0          | 0           | 20,000      |
| FTA  | FEDERAL TRANSIT ADMINISTRATION | 97,331,700  | 14,009,171  | 14,609,171 | 14,609,171  | 0          | 0          | 0           | 140,559,213 |
| FTAT | FHWA TRANSFER TO FTA (NON-BUD) | 2,300,000   | 0           | 0          | 0           | 0          | 0          | 0           | 2,300,000   |
| GMR  | GROWTH MANAGEMENT FOR SIS      | 0           | 0           | 0          | 0           | 4,500,000  | 0          | 0           | 4,500,000   |
| HSP  | SAFETY (HIWAY SAFETY PROGRAM)  | 0           | 2,081,665   | 889,845    | 1,750,870   | 852,935    | 0          | 0           | 5,575,315   |
| LF   | LOCAL FUNDS                    | 69,363,572  | 28,092,905  | 7,113,513  | 6,881,057   | 17,061,852 | 9,644,340  | 0           | 138,157,239 |

| Fund               | Fund Name                      | <2017              | 2017               | 2018              | 2019               | 2020               | 2021               | >2021              | All Years            |
|--------------------|--------------------------------|--------------------|--------------------|-------------------|--------------------|--------------------|--------------------|--------------------|----------------------|
| LFD                | "LF" FOR STTF UTILITY WORK     | 0                  | 36,607,120         | 0                 | 0                  | 0                  | 0                  | 0                  | 36,607,120           |
| LFP                | LOCAL FUNDS FOR PARTICIPATING  | 525,000            | 4,269,300          | 133,500           | 1,848,300          | 0                  | 0                  | 0                  | 6,776,100            |
| NHRE               | NAT HWY PERFORM - RESURFACING  | 0                  | 1,861,520          | 0                 | 0                  | 0                  | 0                  | 0                  | 1,861,520            |
| PKYI               | TURNPIKE IMPROVEMENT           | 42,504             | 0                  | 0                 | 0                  | 0                  | 0                  | 0                  | 42,504               |
| PL                 | METRO PLAN (85% FA; 15% OTHER) | 13,895,729         | 865,163            | 865,163           | 865,163            | 865,163            | 865,163            | 0                  | 18,221,544           |
| PLAC               | METRO PLAN (AC/REGULAR)        | 814,758            | 0                  | 0                 | 0                  | 0                  | 0                  | 0                  | 814,758              |
| RHP                | RAIL HIGHWAY X-INGS - PROT DEV | 0                  | 258,115            | 0                 | 0                  | 0                  | 0                  | 0                  | 258,115              |
| SA                 | STP, ANY AREA                  | 1,317,027          | 6,617,258          | 2,808,374         | 6,533,118          | 0                  | 0                  | 0                  | 17,275,777           |
| SIBF               | FEDERAL FUNDED SIB             | 0                  | 91,785,710         | 0                 | 0                  | 0                  | 0                  | 0                  | 91,785,710           |
| SIWR               | 2015 SB2514A-STRATEGIC INT SYS | 0                  | 532,943            | 0                 | 0                  | 0                  | 0                  | 0                  | 532,943              |
| SR2T               | SAFE ROUTES - TRANSFER         | 0                  | 47,892             | 0                 | 0                  | 0                  | 0                  | 0                  | 47,892               |
| SU                 | STP, URBAN AREAS > 200K        | 7,185,149          | 2,908,217          | 1,151,000         | 350,000            | 981,251            | 20,890,165         | 219,772            | 33,685,554           |
| S117               | STP EARMARKS - 2005            | 2,300,000          | 0                  | 0                 | 0                  | 0                  | 0                  | 0                  | 2,300,000            |
| TALT               | TRANSPORTATION ALTS- ANY AREA  | 361,721            | 290,494            | 451,323           | 587,109            | 0                  | 0                  | 0                  | 1,690,647            |
| TALU               | TRANSPORTATION ALTS- >200K     | 545,647            | 2,947,223          | 1,687,394         | 2,811,016          | 0                  | 0                  | 0                  | 7,991,280            |
| TM01               | SUNSHINE SKYWAY                | 1,801,385          | 120,000            | 120,000           | 120,000            | 120,000            | 120,000            | 0                  | 2,401,385            |
| TM03               | PINELLAS BAYWAY                | 2,275,916          | 288,897            | 288,897           | 288,897            | 288,897            | 196,586            | 421,375            | 4,049,465            |
| TO01               | SUNSHINE SKYWAY                | 67,811,649         | 5,210,351          | 5,314,854         | 5,369,364          | 5,369,364          | 5,369,364          | 26,939,979         | 121,384,925          |
| TO03               | PINELLAS BAYWAY                | 31,376,879         | 3,410,965          | 3,517,466         | 3,562,286          | 3,561,936          | 3,561,936          | 11,346,744         | 60,338,212           |
| TRIP               | TRANS REGIONAL INCENTIVE PROGM | 325,000            | 4,500,000          | 0                 | 0                  | 0                  | 0                  | 0                  | 4,825,000            |
| TRWR               | 2015 SB2514A-TRAN REG INCT PRG | 0                  | 2,233,477          | 1,800,000         | 0                  | 0                  | 0                  | 0                  | 4,033,477            |
| <b>Grand Total</b> |                                | <b>950,738,883</b> | <b>552,438,307</b> | <b>59,477,978</b> | <b>554,265,442</b> | <b>178,408,124</b> | <b>110,805,446</b> | <b>215,234,208</b> | <b>2,713,154,098</b> |

## **Section 5: Federally Obligated Funded Projects**

## **INTRODUCTION**

This section of the Transportation Improvement Program (TIP) contains the Pinellas Suncoast Transit Authority's (PSTA) and the Florida Department of Transportation's (FDOT) annual federal obligations reports. This report lists the federal funds that have been obligated in the most recently completed federal fiscal year for transportation-related projects. The federal fiscal year begins on October 1st and ends on September 30th of the next calendar year.



Construction of a federally funded interchange project at US 19 (SR 55) and Gulf-to-Bay Boulevard (SR 60)

Section 134 of Title 23, United States Code, requires that an annual listing of projects for which federal funds have been obligated in the preceding year shall be published or otherwise made available by metropolitan planning organizations (MPOs) for public review. An “obligation” is the Federal Government’s legal commitment to pay the federal share of a project’s cost. Projects in this section have been authorized for funding by a federal agency. These projects are not necessarily initiated or completed in the program year, and the amount obligated will not necessarily equal the total cost of the project. For Federal Transit Administration (FTA) projects, obligation occurs when the FTA grant is awarded. For Federal Highway Administration projects, obligation occurs when a project agreement is executed and the State/grantee requests that the funds be obligated.

PSTA’s most recent federally obligated transit projects for Pinellas County are listed in the table on Page 5-2. A table with both state and federal funding sources for PSTA is included on Page 7-6.

FDOT’s most recent federally obligated funds report for Pinellas County begins on Page 5-4. Only major categories of federal funds are included in the FDOT report. Federal obligations are identified by FDOT work program fund codes that are reflected in federal legislation (refer to Appendix). The report is also available online at the link below. The online report may reflect changes that occurred after the publication of this TIP.

[http://www.dot.state.fl.us/OWPB/Federal/fa\\_MPO\\_ObligDet.shtm](http://www.dot.state.fl.us/OWPB/Federal/fa_MPO_ObligDet.shtm)

**PINELLAS COUNTY METROPOLITAN PLANNING ORGANIZATION  
TRANSPORTATION IMPROVEMENT PROGRAM  
(PUBLIC TRANSPORTATION)  
FISCAL YEARS 2016/17 THROUGH 2020/21  
PINELLAS SUNCOAST TRANSIT AUTHORITY (PSTA)**

| FDOT NO.     | PROJECT DESCRIPTION  | FY 2015/16  | FY 2016/17                              | FY 2017/18                              | FY 2018/19                           | FY 2019/20                           | FY 2020/2021                         |
|--------------|--|---|---|---|--------------------------------------|--------------------------------------|--------------------------------------|
| 402520-1-94- | PSTA Section 5307 Formula Funds: The application will include: preventive maintenance, tire lease, replacement revenue vehicles, computer hardware and software, passenger shelters, 3 <sup>rd</sup> party contracts, misc. support equipment, rehab/renovation misc. equipment, short range planning, employee education/training, project administration, and contingency. | Capital<br>FTA (33%)<br>4,206,667<br><br>(Amendment to FL 90-X873 for replacement bus purchase) | Capital<br>FTA<br>(100%)<br>12,757,269  | Capital<br>FTA<br>(100%)<br>12,800,000  | Capital<br>FTA (100%)<br>12,800,000  | Capital<br>FTA (100%)<br>12,800,000  | Capital<br>FTA (100%)<br>12,800,000  |
| 434304-1-94- | PSTA Section 5339 Bus & Bus Facilities Formula Funds: The application will be used for the purchase of replacement revenue vehicles.   | Capital<br>FTA (100%)<br>\$1,446,219  | Capital<br>FTA<br>(100%)<br>\$1,327,233 | Capital<br>FTA<br>(100%)<br>\$1,400,000 | Capital<br>FTA (100%)<br>\$1,400,000 | Capital<br>FTA (100%)<br>\$1,400,000 | Capital<br>FTA (100%)<br>\$1,400,000 |

**PINELLAS COUNTY METROPOLITAN PLANNING ORGANIZATION  
TRANSPORTATION IMPROVEMENT PROGRAM  
(PUBLIC TRANSPORTATION)  
FISCAL YEARS 2016/17 THROUGH 2020/21  
PINELLAS SUNCOAST TRANSIT AUTHORITY (PSTA)**

| FDOT NO.     | PROJECT DESCRIPTION  | FY 2015/16                        | FY 2016/17                          | FY 2017/18                           | FY 2018/19                        | FY 2019/20                        | FY 2020/2021                      |
|--------------|--|-----------------------------------|-------------------------------------|--------------------------------------|-----------------------------------|-----------------------------------|-----------------------------------|
| 439004-1-94- | PSTA Section 5337 State of Good Repair Formula Funds: The application will be used for the purchase Miscellaneous maintenance equipment. | Capital<br>FTA (100%)<br>\$16,571 | Capital<br>FTA<br>(100%)<br>\$9,911 | Capital<br>FTA<br>(100%)<br>\$10,000 | Capital<br>FTA (100%)<br>\$10,000 | Capital<br>FTA (100%)<br>\$10,000 | Capital<br>FTA (100%)<br>\$10,000 |

The FY 2015/16 column is the amount of federal and state funds that have been obligated for this project in the most recently completed federal fiscal year between October 1, 2015 and September 30, 2016



FLORIDA DEPARTMENT OF TRANSPORTATION  
OFFICE OF WORK PROGRAM  
ANNUAL OBLIGATIONS REPORT  
=====

HIGHWAYS  
=====

ITEM NUMBER:256881 1  
DISTRICT:07  
ROADWAY ID:15150000

PROJECT DESCRIPTION:US 19 (SR 55) FROM N OF WHITNEY RD TO N OF SR 60  
COUNTY:PINELLAS  
PROJECT LENGTH: 2.643MI

\*SIS\*  
TYPE OF WORK:INTERCHANGE (NEW)  
LANES EXIST/IMPROVED/ADDED: 6/ 6/ 6

FUND  
CODE

2015

PHASE: CONSTRUCTION / RESPONSIBLE AGENCY: MANAGED BY FDOT  
EBNH

3,947,899

TOTAL 256881 1

3,947,899

TOTAL 256881 1

3,947,899

ITEM NUMBER:256890 1  
DISTRICT:07  
ROADWAY ID:15150000

PROJECT DESCRIPTION:US 19 (SR 55) FM N OF CR576/SUNSET PNT TO S OF COUNTRYSIDE BLVD  
COUNTY:PINELLAS  
PROJECT LENGTH: 1.055MI

\*SIS\*  
TYPE OF WORK:ADD LANES & RECONSTRUCT  
LANES EXIST/IMPROVED/ADDED: 6/ 6/ 2

FUND  
CODE

2015

PHASE: PRELIMINARY ENGINEERING / RESPONSIBLE AGENCY: MANAGED BY FDOT  
F001

-62,625

PHASE: CONSTRUCTION / RESPONSIBLE AGENCY: MANAGED BY FDOT

NH  
NHPP

-92,605

750,000

TOTAL 256890 1

594,770

TOTAL 256890 1

594,770

ITEM NUMBER:256931 2  
DISTRICT:07  
ROADWAY ID:15240000

PROJECT DESCRIPTION:SR 694 (GANDY BLVD) FROM W OF 9TH ST NORTH E OF 4TH ST NORTH  
COUNTY:PINELLAS  
PROJECT LENGTH: 1.766MI

\*SIS\*  
TYPE OF WORK:ADD LANES & RECONSTRUCT  
LANES EXIST/IMPROVED/ADDED: 5/ 5/ 8

FUND  
CODE

2015

PHASE: CONSTRUCTION / RESPONSIBLE AGENCY: MANAGED BY FDOT  
EBNH

2,578,447

TOTAL 256931 2

2,578,447

TOTAL 256931 2

2,578,447

ITEM NUMBER:256994 2  
DISTRICT:07  
ROADWAY ID:15035002

PROJECT DESCRIPTION:SR 686 FROM NB I-275 (RAMP P) TO WB SR 686  
COUNTY:PINELLAS  
PROJECT LENGTH: 1.229MI

\*SIS\*  
TYPE OF WORK:NEW ROAD CONSTRUCTION  
LANES EXIST/IMPROVED/ADDED: 0/ 0/ 2

FUND  
CODE

2015

PHASE: CONSTRUCTION / RESPONSIBLE AGENCY: MANAGED BY FDOT

SU

-4

TOTAL 256994 2

-4

TOTAL 256994 2

-4

FLORIDA DEPARTMENT OF TRANSPORTATION  
OFFICE OF WORK PROGRAM  
ANNUAL OBLIGATIONS REPORT  
=====

DATE RUN: 12/23/2015  
TIME RUN: 15.47.11  
MBROBLTP

HIGHWAYS  
=====

ITEM NUMBER:256994 4 PROJECT DESCRIPTION:SR 690 (SR 686) FROM EAST OF 34TH ST TO WEST OF 28TH ST  
DISTRICT:07 COUNTY:PINELLAS  
ROADWAY ID:15035000 PROJECT LENGTH: .269MI

\*NON-SIS\*  
TYPE OF WORK:NEW ROAD CONSTRUCTION  
LANES EXIST/IMPROVED/ADDED: 0/ 0/ 1

| FUND<br>CODE   | 2015            |
|--|-----------------|
| PHASE: PRELIMINARY ENGINEERING / RESPONSIBLE AGENCY: MANAGED BY FDOT |                 |
| SA   | -103,343        |
| <b>TOTAL 256994 4</b>  | <b>-103,343</b> |
| <b>TOTAL 256994 4</b>  | <b>-103,343</b> |

ITEM NUMBER:256995 1 PROJECT DESCRIPTION:SR 686 FROM N OF SR 688/ULMERTON TO E OF 40TH ST  
DISTRICT:07 COUNTY:PINELLAS  
ROADWAY ID:15035000 PROJECT LENGTH: 3.308MI

\*SIS\*  
TYPE OF WORK:NEW ROAD CONSTRUCTION  
LANES EXIST/IMPROVED/ADDED: 2/ 2/ 8

| FUND<br>CODE  | 2015             |
|---|------------------|
| PHASE: RIGHT OF WAY / RESPONSIBLE AGENCY: MANAGED BY FDOT |                  |
| SU  | 1,448,931        |
| <b>TOTAL 256995 1</b>                                     | <b>1,448,931</b> |
| <b>TOTAL 256995 1</b>                                     | <b>1,448,931</b> |

ITEM NUMBER:256995 2 PROJECT DESCRIPTION:43RD ST N EXTENSION FROM CR 296 (118TH AVE N) TO 40TH STREET N  
DISTRICT:07 COUNTY:PINELLAS  
ROADWAY ID:15036001 PROJECT LENGTH: .494MI

\*NON-SIS\*  
TYPE OF WORK:NEW ROAD CONSTRUCTION  
LANES EXIST/IMPROVED/ADDED: 0/ 0/ 2

| FUND<br>CODE  | 2015          |
|---|---------------|
| PHASE: CONSTRUCTION / RESPONSIBLE AGENCY: MANAGED BY FDOT |               |
| SA  | -36,407       |
| SU  | 84,328        |
| <b>TOTAL 256995 2</b>                                     | <b>47,921</b> |
| <b>TOTAL 256995 2</b>                                     | <b>47,921</b> |

ITEM NUMBER:256996 1 PROJECT DESCRIPTION:SR 686 AT CR 611 (49TH ST)  
DISTRICT:07 COUNTY:PINELLAS  
ROADWAY ID:15030000 PROJECT LENGTH: .160MI

\*NON-SIS\*  
TYPE OF WORK:NEW BRIDGE CONSTRUCTION  
LANES EXIST/IMPROVED/ADDED: 6/ 1/ 1

| FUND<br>CODE   | 2015            |
|--|-----------------|
| PHASE: PRELIMINARY ENGINEERING / RESPONSIBLE AGENCY: MANAGED BY FDOT |                 |
| SU   | -246,654        |
| PHASE: RIGHT OF WAY / RESPONSIBLE AGENCY: MANAGED BY FDOT            |                 |
| SU   | 67,312          |
| <b>TOTAL 256996 1</b>  | <b>-179,342</b> |
| <b>TOTAL 256996 1</b>  | <b>-179,342</b> |

FLORIDA DEPARTMENT OF TRANSPORTATION  
OFFICE OF WORK PROGRAM  
ANNUAL OBLIGATIONS REPORT  
=====

DATE RUN: 12/23/2015  
TIME RUN: 15.47.11  
MBROBLTP

HIGHWAYS  
=====

ITEM NUMBER:256997 1 PROJECT DESCRIPTION:SR 686 (ROOSEVELT) FROM 49TH ST BRIDGE TO N OF SR 688(ULMERTON)  
DISTRICT:07 COUNTY:PINELLAS  
ROADWAY ID:15030000 PROJECT LENGTH: 1.232MI

\*NON-SIS\*  
TYPE OF WORK:NEW ROAD CONSTRUCTION  
LANES EXIST/IMPROVED/ADDED: 5/ 5/ 8

| FUND<br>CODE  | 2015             |
|---|------------------|
| PHASE: RIGHT OF WAY / RESPONSIBLE AGENCY: MANAGED BY FDOT |                  |
| CM  | 1,209,402        |
| SU  | 923,056          |
| <b>TOTAL 256997 1</b>                                     | <b>2,132,458</b> |
| <b>TOTAL 256997 1</b>                                     | <b>2,132,458</b> |

ITEM NUMBER:257050 2 PROJECT DESCRIPTION:SR 688 (ULMERTON RD) FROM CR694/OAKHURST RD TO 119TH AVENUE  
DISTRICT:07 COUNTY:PINELLAS  
ROADWAY ID:15120000 PROJECT LENGTH: 2.340MI

\*NON-SIS\*  
TYPE OF WORK:TRAFFIC CONTROL DEVICES/SYSTEM  
LANES EXIST/IMPROVED/ADDED: 6/ 6/ 0

| FUND<br>CODE   | 2015          |
|--|---------------|
| PHASE: PRELIMINARY ENGINEERING / RESPONSIBLE AGENCY: MANAGED BY FDOT |               |
| SA   | 50,755        |
| SU   | -5            |
| PHASE: CONSTRUCTION / RESPONSIBLE AGENCY: MANAGED BY FDOT            |               |
| SU   | -16,152       |
| <b>TOTAL 257050 2</b>  | <b>34,598</b> |
| <b>TOTAL 257050 2</b>  | <b>34,598</b> |

ITEM NUMBER:257070 1 PROJECT DESCRIPTION:US 19 (SR 55) FROM N OF 49TH ST TO S OF 126TH AVE N  
DISTRICT:07 COUNTY:PINELLAS  
ROADWAY ID:15150000 PROJECT LENGTH: 1.777MI

\*SIS\*  
TYPE OF WORK:ADD LANES & RECONSTRUCT  
LANES EXIST/IMPROVED/ADDED: 6/ 6/ 4

| FUND<br>CODE  | 2015           |
|---|----------------|
| PHASE: RIGHT OF WAY / RESPONSIBLE AGENCY: MANAGED BY FDOT |                |
| F001  | 62,627         |
| SA  | 20,000         |
| SU  | 20,520         |
| <b>TOTAL 257070 1</b>                                     | <b>103,147</b> |
| <b>TOTAL 257070 1</b>                                     | <b>103,147</b> |

ITEM NUMBER:257086 1 PROJECT DESCRIPTION:SR 694 (GANDY BLVD) FROM US 19 (SR 55) TO E OF I-275 (SR 93)  
DISTRICT:07 COUNTY:PINELLAS  
ROADWAY ID:15240000 PROJECT LENGTH: 2.007MI

\*SIS\*  
TYPE OF WORK:ADD LANES & RECONSTRUCT  
LANES EXIST/IMPROVED/ADDED: 6/ 6/ 2

| FUND<br>CODE   | 2015             |
|--|------------------|
| PHASE: PRELIMINARY ENGINEERING / RESPONSIBLE AGENCY: MANAGED BY FDOT |                  |
| SU   | 1,295,728        |
| <b>TOTAL 257086 1</b>  | <b>1,295,728</b> |
| <b>TOTAL 257086 1</b>  | <b>1,295,728</b> |

FLORIDA DEPARTMENT OF TRANSPORTATION  
OFFICE OF WORK PROGRAM  
ANNUAL OBLIGATIONS REPORT  
=====

DATE RUN: 12/23/2015  
TIME RUN: 15.47.11  
MBROBLTP

HIGHWAYS  
=====

ITEM NUMBER:257139 1  
DISTRICT:07  
ROADWAY ID:15120000

PROJECT DESCRIPTION:SR 688 (ULMERTON RD) FROM E OF US 19 TO E OF 49TH ST  
COUNTY:PINELLAS  
PROJECT LENGTH: 1.967MI

\*NON-SIS\*  
TYPE OF WORK:ADD LANES & RECONSTRUCT  
LANES EXIST/IMPROVED/ADDED: 4/ 4/ 2

| FUND<br>CODE  | 2015            |
|---|-----------------|
| PHASE: CONSTRUCTION / RESPONSIBLE AGENCY: MANAGED BY FDOT |                 |
| EB  | -129,062        |
| SU  | -597,218        |
| <b>TOTAL 257139 1</b>                                     | <b>-726,280</b> |
| <b>TOTAL 257139 1</b>                                     | <b>-726,280</b> |

ITEM NUMBER:257147 1  
DISTRICT:07  
ROADWAY ID:15120000

PROJECT DESCRIPTION:SR 688 (ULMERTON RD) FROM W OF 38TH ST NORTH TO W OF INTERSTATE 275  
COUNTY:PINELLAS  
PROJECT LENGTH: 2.075MI

\*NON-SIS\*  
TYPE OF WORK:ADD LANES & RECONSTRUCT  
LANES EXIST/IMPROVED/ADDED: 6/ 6/ 4

| FUND<br>CODE  | 2015             |
|---|------------------|
| PHASE: CONSTRUCTION / RESPONSIBLE AGENCY: MANAGED BY FDOT |                  |
| SA  | 17,703           |
| SU  | 3,169,786        |
| <b>TOTAL 257147 1</b>                                     | <b>3,187,489</b> |
| <b>TOTAL 257147 1</b>                                     | <b>3,187,489</b> |

ITEM NUMBER:257155 1  
DISTRICT:07  
ROADWAY ID:15120000

PROJECT DESCRIPTION:SR 688 (ULMERTON RD) FROM E OF 119TH ST TO W OF SEMINOLE BYPASS  
COUNTY:PINELLAS  
PROJECT LENGTH: 1.539MI

\*NON-SIS\*  
TYPE OF WORK:ADD LANES & RECONSTRUCT  
LANES EXIST/IMPROVED/ADDED: 6/ 6/ 2

| FUND<br>CODE  | 2015            |
|---|-----------------|
| PHASE: CONSTRUCTION / RESPONSIBLE AGENCY: MANAGED BY FDOT |                 |
| SA  | -21,415         |
| SU  | -445,383        |
| <b>TOTAL 257155 1</b>                                     | <b>-466,798</b> |
| <b>TOTAL 257155 1</b>                                     | <b>-466,798</b> |

ITEM NUMBER:409154 1  
DISTRICT:07  
ROADWAY ID:15120000

PROJECT DESCRIPTION:SR 688 (ULMERTON RD) FROM E OF WILD ACRES RD TO ELCENTRO/RANCHERO  
COUNTY:PINELLAS  
PROJECT LENGTH: .883MI

\*NON-SIS\*  
TYPE OF WORK:ADD LANES & REHABILITATE PVMNT  
LANES EXIST/IMPROVED/ADDED: 5/ 5/ 2

| FUND<br>CODE  | 2015           |
|---|----------------|
| PHASE: CONSTRUCTION / RESPONSIBLE AGENCY: MANAGED BY FDOT |                |
| SA  | 7,239          |
| SU  | 368,095        |
| <b>TOTAL 409154 1</b>                                     | <b>375,334</b> |
| <b>TOTAL 409154 1</b>                                     | <b>375,334</b> |

FLORIDA DEPARTMENT OF TRANSPORTATION  
OFFICE OF WORK PROGRAM  
ANNUAL OBLIGATIONS REPORT  
=====

DATE RUN: 12/23/2015  
TIME RUN: 15.47.11  
MBROBLTP

HIGHWAYS  
=====

ITEM NUMBER:409155 1  
DISTRICT:07  
ROADWAY ID:15120000

PROJECT DESCRIPTION:SR 688 (ULMERTON RD) FR LK SEMINOLE BYPASS CNL TO WILD ACRES RD  
COUNTY:PINELLAS  
PROJECT LENGTH: 1.406MI

\*NON-SIS\*  
TYPE OF WORK:ADD LANES & REHABILITATE PVMNT  
LANES EXIST/IMPROVED/ADDED: 5/ 5/ 2

| FUND<br>CODE  | 2015           |
|---|----------------|
| PHASE: CONSTRUCTION / RESPONSIBLE AGENCY: MANAGED BY FDOT |                |
| SA  | 431,833        |
| SU  | -92,945        |
| <b>TOTAL 409155 1</b>                                     | <b>338,888</b> |
| <b>TOTAL 409155 1</b>                                     | <b>338,888</b> |

ITEM NUMBER:411457 3  
DISTRICT:07  
ROADWAY ID:15061000

PROJECT DESCRIPTION:SR693/694/PARK/66TH FROM 46TH ST/82ND AVE TO 49TH ST N/86TH AVE  
COUNTY:PINELLAS  
PROJECT LENGTH: 2.750MI

\*NON-SIS\*  
TYPE OF WORK:DRAINAGE IMPROVEMENTS  
LANES EXIST/IMPROVED/ADDED: 6/ 6/ 0

| FUND<br>CODE  | 2015        |
|---|-------------|
| PHASE: PRELIMINARY ENGINEERING / RESPONSIBLE AGENCY: MANAGED BY CITY OF PINELLAS PARK |             |
| SU  | -250        |
| <b>TOTAL 411457 3</b>   | <b>-250</b> |
| <b>TOTAL 411457 3</b>   | <b>-250</b> |

ITEM NUMBER:413622 1  
DISTRICT:07  
ROADWAY ID:

PROJECT DESCRIPTION:118TH AVE FROM US 19 TO ROOSEVELT/CR296 CNCTR  
COUNTY:PINELLAS  
PROJECT LENGTH: .000

\*NON-SIS\*  
TYPE OF WORK:PD&E/EMO STUDY  
LANES EXIST/IMPROVED/ADDED: 0/ 0/ 0

| FUND<br>CODE   | 2015         |
|--|--------------|
| PHASE: PRELIMINARY ENGINEERING / RESPONSIBLE AGENCY: MANAGED BY FDOT |              |
| SU   | 1,126        |
| <b>TOTAL 413622 1</b>  | <b>1,126</b> |
| <b>TOTAL 413622 1</b>  | <b>1,126</b> |

ITEM NUMBER:413622 2  
DISTRICT:07  
ROADWAY ID:15000401

PROJECT DESCRIPTION:CR 296(FUTURE SR686) FROM US 19 (SR 55) TO E OF ROOSEVELT/CR 296  
COUNTY:PINELLAS  
PROJECT LENGTH: 3.958MI

\*SIS\*  
TYPE OF WORK:NEW BRIDGE CONSTRUCTION  
LANES EXIST/IMPROVED/ADDED: 3/ 3/ 0

| FUND<br>CODE  | 2015           |
|---|----------------|
| PHASE: RIGHT OF WAY / RESPONSIBLE AGENCY: MANAGED BY FDOT |                |
| SU  | 246,541        |
| <b>TOTAL 413622 2</b>                                     | <b>246,541</b> |
| <b>TOTAL 413622 2</b>                                     | <b>246,541</b> |

FLORIDA DEPARTMENT OF TRANSPORTATION  
OFFICE OF WORK PROGRAM  
ANNUAL OBLIGATIONS REPORT  
=====

DATE RUN: 12/23/2015  
TIME RUN: 15.47.11  
MBROBLTP

HIGHWAYS  
=====

ITEM NUMBER:420628 1 PROJECT DESCRIPTION:PINELLAS COUNTY ADV TRAFFIC MANAGEMENT SYSTEM ITS PRIMARY CONTROL CTR \*NON-SIS\*  
DISTRICT:07 COUNTY:PINELLAS TYPE OF WORK:ITS COMMUNICATION SYSTEM  
ROADWAY ID: PROJECT LENGTH: .000 LANES EXIST/IMPROVED/ADDED: 0/ 0/ 0

| FUND<br>CODE   | 2015         |
|--|--------------|
| PHASE: CONSTRUCTION / RESPONSIBLE AGENCY: RESPONSIBLE AGENCY NOT AVAILABLE |              |
| SA   | 6,806        |
| <b>TOTAL 420628 1</b>  | <b>6,806</b> |
| <b>TOTAL 420628 1</b>  | <b>6,806</b> |

ITEM NUMBER:420629 1 PROJECT DESCRIPTION:BRYAN DAIRY RD FROM STARKEY RD TO 72ND ST NORTH \*NON-SIS\*  
DISTRICT:07 COUNTY:PINELLAS TYPE OF WORK:ADD LANES & RECONSTRUCT  
ROADWAY ID:15000089 PROJECT LENGTH: 1.463MI LANES EXIST/IMPROVED/ADDED: 6/ 6/ 2

| FUND<br>CODE   | 2015        |
|--|-------------|
| PHASE: CONSTRUCTION / RESPONSIBLE AGENCY: RESPONSIBLE AGENCY NOT AVAILABLE |             |
| SA   | -832        |
| <b>TOTAL 420629 1</b>  | <b>-832</b> |
| <b>TOTAL 420629 1</b>  | <b>-832</b> |

ITEM NUMBER:424532 1 PROJECT DESCRIPTION:CITY OF ST PETE ON STREET BICYCLE LN PH II - VARIOUS LOCATIONS \*NON-SIS\*  
DISTRICT:07 COUNTY:PINELLAS TYPE OF WORK:BIKE LANE/SIDEWALK  
ROADWAY ID:15240000 PROJECT LENGTH: 5.421MI LANES EXIST/IMPROVED/ADDED: 6/ 0/ 0

| FUND<br>CODE  | 2015           |
|---|----------------|
| PHASE: PRELIMINARY ENGINEERING / RESPONSIBLE AGENCY: RESPONSIBLE AGENCY NOT AVAILABLE |                |
| SE  | 3,423          |
| PHASE: CONSTRUCTION / RESPONSIBLE AGENCY: MANAGED BY CITY OF ST PETERSBURG            |                |
| TALT  | 83,360         |
| TALU  | 810,240        |
| PHASE: CONSTRUCTION / RESPONSIBLE AGENCY: RESPONSIBLE AGENCY NOT AVAILABLE            |                |
| SE  | 11,761         |
| TALU  | 1,000          |
| <b>TOTAL 424532 1</b>   | <b>909,784</b> |
| <b>TOTAL 424532 1</b>   | <b>909,784</b> |

ITEM NUMBER:424532 5 PROJECT DESCRIPTION:SR 682 (BAYWAY) GULF INTERCSTL DRAW BR PINELLAS BYWY TOLL PLAZA \*NON-SIS\*  
DISTRICT:07 COUNTY:PINELLAS TYPE OF WORK:BIKE PATH/TRAIL  
ROADWAY ID:15200001 PROJECT LENGTH: 1.915MI LANES EXIST/IMPROVED/ADDED: 4/ 4/ 0

| FUND<br>CODE   | 2015          |
|--|---------------|
| PHASE: CONSTRUCTION / RESPONSIBLE AGENCY: MANAGED BY CITY OF ST PETERSBURG |               |
| TALU   | 62,863        |
| PHASE: CONSTRUCTION / RESPONSIBLE AGENCY: RESPONSIBLE AGENCY NOT AVAILABLE |               |
| TALT   | 1,000         |
| <b>TOTAL 424532 5</b>  | <b>63,863</b> |
| <b>TOTAL 424532 5</b>  | <b>63,863</b> |

FLORIDA DEPARTMENT OF TRANSPORTATION  
OFFICE OF WORK PROGRAM  
ANNUAL OBLIGATIONS REPORT  
=====

**HIGHWAYS**  
=====

ITEM NUMBER:424532 6 PROJECT DESCRIPTION:CITY OF ST PETE PED CROSSING ENHANCEMENTS 64 CROSSWALKS  
DISTRICT:07 COUNTY:PINELLAS  
ROADWAY ID: PROJECT LENGTH: .000

\*NON-SIS\*  
TYPE OF WORK:TRAFFIC CONTROL DEVICES/SYSTEM  
LANES EXIST/IMPROVED/ADDED: 0/ 0/ 0

| FUND<br>CODE  | 2015          |
|---|---------------|
| PHASE: PRELIMINARY ENGINEERING / RESPONSIBLE AGENCY: MANAGED BY CITY OF ST PETERSBURG<br>SE | -489          |
| PHASE: PRELIMINARY ENGINEERING / RESPONSIBLE AGENCY: RESPONSIBLE AGENCY NOT AVAILABLE<br>SE | -465          |
| PHASE: CONSTRUCTION / RESPONSIBLE AGENCY: MANAGED BY CITY OF ST PETERSBURG<br>TALU          | 10,126        |
| PHASE: CONSTRUCTION / RESPONSIBLE AGENCY: RESPONSIBLE AGENCY NOT AVAILABLE<br>SE            | 5,881         |
| <b>TOTAL 424532 6</b>   | <b>15,053</b> |
| <b>TOTAL 424532 6</b>   | <b>15,053</b> |

ITEM NUMBER:424532 8 PROJECT DESCRIPTION:30TH AVENUE NORTH BICYCLE FACILITY FM 58TH ST TO MLK ST  
DISTRICT:07 COUNTY:PINELLAS  
ROADWAY ID:15000115 PROJECT LENGTH: 4.000MI

\*NON-SIS\*  
TYPE OF WORK:BIKE LANE/SIDEWALK  
LANES EXIST/IMPROVED/ADDED: 4/ 4/ 0

| FUND<br>CODE  | 2015         |
|---|--------------|
| PHASE: PRELIMINARY ENGINEERING / RESPONSIBLE AGENCY: RESPONSIBLE AGENCY NOT AVAILABLE<br>SE | 3,450        |
| <b>TOTAL 424532 8</b>   | <b>3,450</b> |
| <b>TOTAL 424532 8</b>   | <b>3,450</b> |

ITEM NUMBER:424532 9 PROJECT DESCRIPTION:CITY OF LARGO SIDEWALKS ON ADRIAN AND GLADYS  
DISTRICT:07 COUNTY:PINELLAS  
ROADWAY ID:15900002 PROJECT LENGTH: .909MI

\*NON-SIS\*  
TYPE OF WORK:SIDEWALK  
LANES EXIST/IMPROVED/ADDED: 2/ 0/ 0

| FUND<br>CODE   | 2015              |
|--|-------------------|
| PHASE: PRELIMINARY ENGINEERING / RESPONSIBLE AGENCY: MANAGED BY FDOT<br>SE<br>TALU | 10,933<br>170,753 |
| PHASE: GRANTS AND MISCELLANEOUS / RESPONSIBLE AGENCY: MANAGED BY FDOT<br>SE        | 36,231            |
| <b>TOTAL 424532 9</b>  | <b>217,917</b>    |
| <b>TOTAL 424532 9</b>  | <b>217,917</b>    |

ITEM NUMBER:424561 3 PROJECT DESCRIPTION:SR 60 (CCAMPBLL CWY) FROM BAYSHORE BLVD TO E OF TAMPA BAY BRIDGE  
DISTRICT:07 COUNTY:PINELLAS  
ROADWAY ID:15040000 PROJECT LENGTH: 1.769MI

\*NON-SIS\*  
TYPE OF WORK:BIKE PATH/TRAIL  
LANES EXIST/IMPROVED/ADDED: 2/ 0/ 0

| FUND<br>CODE   | 2015    |
|--|---------|
| PHASE: PRELIMINARY ENGINEERING / RESPONSIBLE AGENCY: MANAGED BY FDOT<br>TALT | -18,434 |

FLORIDA DEPARTMENT OF TRANSPORTATION  
OFFICE OF WORK PROGRAM  
ANNUAL OBLIGATIONS REPORT  
=====

DATE RUN: 12/23/2015  
TIME RUN: 15.47.11  
MBROBLTP

HIGHWAYS  
=====

PHASE: CONSTRUCTION / RESPONSIBLE AGENCY: MANAGED BY FDOT  
TALU 3,842  
**TOTAL 424561 3 -14,592**  
**TOTAL 424561 3 -14,592**

ITEM NUMBER:424561 4 PROJECT DESCRIPTION:SR 60 (CCAMPBLL CWY) FROM E OF BRIDGE #138 TO PINELLAS/HILLS CO/L  
DISTRICT:07 COUNTY:PINELLAS  
ROADWAY ID:15040000 PROJECT LENGTH: 1.739MI

\*NON-SIS\*  
TYPE OF WORK:BIKE PATH/TRAIL  
LANES EXIST/IMPROVED/ADDED: 4/ 0/ 0

FUND  
CODE 2015

PHASE: CONSTRUCTION / RESPONSIBLE AGENCY: MANAGED BY FDOT  
TALT 11,550  
**TOTAL 424561 4 11,550**  
**TOTAL 424561 4 11,550**

ITEM NUMBER:424564 2 PROJECT DESCRIPTION:HERCULES/GREENBRIAR FM SUNSET POINT RD TO BELCHER RD  
DISTRICT:07 COUNTY:PINELLAS  
ROADWAY ID:15000041 PROJECT LENGTH: 2.146MI

\*NON-SIS\*  
TYPE OF WORK:SIDEWALK  
LANES EXIST/IMPROVED/ADDED: 3/ 0/ 0

FUND  
CODE 2015

PHASE: PRELIMINARY ENGINEERING / RESPONSIBLE AGENCY: RESPONSIBLE AGENCY NOT AVAILABLE  
TALT 2,143  
**TOTAL 424564 2 2,143**  
**TOTAL 424564 2 2,143**

ITEM NUMBER:424564 3 PROJECT DESCRIPTION:CR 1 (KEENE RD) FROM SR 580/MAIN ST TO SR 586/CURLEW RD  
DISTRICT:07 COUNTY:PINELLAS  
ROADWAY ID:15070500 PROJECT LENGTH: 1.931MI

\*NON-SIS\*  
TYPE OF WORK:SIDEWALK  
LANES EXIST/IMPROVED/ADDED: 4/ 4/ 0

FUND  
CODE 2015

PHASE: PRELIMINARY ENGINEERING / RESPONSIBLE AGENCY: RESPONSIBLE AGENCY NOT AVAILABLE  
TALT 4,500  
  
PHASE: CONSTRUCTION / RESPONSIBLE AGENCY: MANAGED BY PINELLAS COUNTY BOCC  
TALT 72,400  
TALU 643,000  
  
PHASE: CONSTRUCTION / RESPONSIBLE AGENCY: RESPONSIBLE AGENCY NOT AVAILABLE  
SE 11,761  
TALU 1,000  
**TOTAL 424564 3 732,661**  
**TOTAL 424564 3 732,661**

ITEM NUMBER:424564 4 PROJECT DESCRIPTION:CR 694 (PARK BLVD) FROM STARKEY RD TO 66TH ST N  
DISTRICT:07 COUNTY:PINELLAS  
ROADWAY ID:15510000 PROJECT LENGTH: 2.058MI

\*NON-SIS\*  
TYPE OF WORK:SIDEWALK  
LANES EXIST/IMPROVED/ADDED: 6/ 6/ 0

FUND  
CODE 2015

PHASE: PRELIMINARY ENGINEERING / RESPONSIBLE AGENCY: MANAGED BY PINELLAS COUNTY BOCC  
TALU 463,500



FLORIDA DEPARTMENT OF TRANSPORTATION  
OFFICE OF WORK PROGRAM  
ANNUAL OBLIGATIONS REPORT  
=====

HIGHWAYS  
=====

PHASE: PRELIMINARY ENGINEERING / RESPONSIBLE AGENCY: RESPONSIBLE AGENCY NOT AVAILABLE  
TALU 702  
**TOTAL 424564 4 464,202**  
**TOTAL 424564 4 464,202**

ITEM NUMBER:424564 6 PROJECT DESCRIPTION:HAINES-BAYSHORE RD FROM US 19 N TO SUNRISE BLVD \*NON-SIS\*  
DISTRICT:07 COUNTY:PINELLAS TYPE OF WORK:SIDEWALK  
ROADWAY ID:15000306 PROJECT LENGTH: .947MI LANES EXIST/IMPROVED/ADDED: 2/ 0/ 0  
FUND  
CODE 2015

PHASE: PRELIMINARY ENGINEERING / RESPONSIBLE AGENCY: RESPONSIBLE AGENCY NOT AVAILABLE  
TALT 500  
**TOTAL 424564 6 500**  
**TOTAL 424564 6 500**

ITEM NUMBER:425737 6 PROJECT DESCRIPTION:SR 60/COURT ST (WB) AT NGCN: 626805C \*NON-SIS\*  
DISTRICT:07 COUNTY:PINELLAS TYPE OF WORK:RAIL PRESERVATION PROJECT  
ROADWAY ID:15045101 PROJECT LENGTH: .764MI LANES EXIST/IMPROVED/ADDED: 4/ 0/ 0  
FUND  
CODE 2015

PHASE: RAILROAD AND UTILITIES / RESPONSIBLE AGENCY: MANAGED BY FDOT  
RHH -2,982  
RHP -24,067  
**TOTAL 425737 6 -27,049**  
**TOTAL 425737 6 -27,049**

ITEM NUMBER:427162 1 PROJECT DESCRIPTION:US 92/SR687/4TH ST N FROM 5TH AVE N TO N OF KOGER BLVD \*NON-SIS\*  
DISTRICT:07 COUNTY:PINELLAS TYPE OF WORK:RESURFACING  
ROADWAY ID:15090000 PROJECT LENGTH: 5.775MI LANES EXIST/IMPROVED/ADDED: 6/ 6/ 0  
FUND  
CODE 2015

PHASE: CONSTRUCTION / RESPONSIBLE AGENCY: MANAGED BY FDOT  
SA -23,169  
SU -201,533  
**TOTAL 427162 1 -224,702**  
**TOTAL 427162 1 -224,702**

ITEM NUMBER:428962 1 PROJECT DESCRIPTION:SR 60 (CCAMPBLL CWY) FROM W OF DAMASCUS RD TO PINELLAS/HILLS CO/L \*NON-SIS\*  
DISTRICT:07 COUNTY:PINELLAS TYPE OF WORK:RESURFACING  
ROADWAY ID:15040000 PROJECT LENGTH: 3.067MI LANES EXIST/IMPROVED/ADDED: 4/ 4/ 0  
FUND  
CODE 2015

PHASE: CONSTRUCTION / RESPONSIBLE AGENCY: MANAGED BY FDOT  
HSP 53,179  
**TOTAL 428962 1 53,179**  
**TOTAL 428962 1 53,179**

FLORIDA DEPARTMENT OF TRANSPORTATION  
OFFICE OF WORK PROGRAM  
ANNUAL OBLIGATIONS REPORT  
=====

**HIGHWAYS**  
=====

ITEM NUMBER:429005 1  
DISTRICT:07  
ROADWAY ID:15150000

PROJECT DESCRIPTION:US 19 (SR 55) FROM S OF COUNTRYSIDE BLD TO S OF E LIVE OAK ST  
COUNTY:PINELLAS  
PROJECT LENGTH: 9.848MI

\*SIS\*  
TYPE OF WORK:RESURFACING  
LANES EXIST/IMPROVED/ADDED: 8/ 8/ 0

|   |                 |
|---|-----------------|
| FUND<br>CODE  | 2015            |
| <hr/>   |                 |
| PHASE: CONSTRUCTION / RESPONSIBLE AGENCY: MANAGED BY FDOT<br>SA             | -124,698        |
| PHASE: GRANTS AND MISCELLANEOUS / RESPONSIBLE AGENCY: MANAGED BY FDOT<br>SU | -241,318        |
| <b>TOTAL 429005 1</b>   | <b>-366,016</b> |
| <b>TOTAL 429005 1</b>   | <b>-366,016</b> |

ITEM NUMBER:429058 1  
DISTRICT:07  
ROADWAY ID:15061000

PROJECT DESCRIPTION:SR 693 (66TH ST) FROM CR 694/PARK BLVD TO CR 376/142ND AVE  
COUNTY:PINELLAS  
PROJECT LENGTH: 4.238MI

\*NON-SIS\*  
TYPE OF WORK:RESURFACING  
LANES EXIST/IMPROVED/ADDED: 6/ 6/ 0

|   |                  |
|---|------------------|
| FUND<br>CODE  | 2015             |
| <hr/>   |                  |
| PHASE: CONSTRUCTION / RESPONSIBLE AGENCY: MANAGED BY FDOT<br>SU | 6,788,167        |
| <b>TOTAL 429058 1</b>   | <b>6,788,167</b> |
| <b>TOTAL 429058 1</b>   | <b>6,788,167</b> |

ITEM NUMBER:429465 1  
DISTRICT:07  
ROADWAY ID:15000000

PROJECT DESCRIPTION:DUNEDIN MIDDLE SCH UNION ST FROM BETTY LANE TO PATRICA ST  
COUNTY:PINELLAS  
PROJECT LENGTH: .001MI

\*NON-SIS\*  
TYPE OF WORK:BIKE LANE/SIDEWALK  
LANES EXIST/IMPROVED/ADDED: 0/ 0/ 0

|   |                |
|---|----------------|
| FUND<br>CODE  | 2015           |
| <hr/>   |                |
| PHASE: PRELIMINARY ENGINEERING / RESPONSIBLE AGENCY: MANAGED BY PINELLAS COUNTY<br>SR2S | -85,140        |
| <b>TOTAL 429465 1</b>   | <b>-85,140</b> |
| <b>TOTAL 429465 1</b>   | <b>-85,140</b> |

ITEM NUMBER:429562 1  
DISTRICT:07  
ROADWAY ID:

PROJECT DESCRIPTION:RAILROAD AVE/SAFETY HARBOR @NGCN; 626837H  
COUNTY:PINELLAS  
PROJECT LENGTH: .000

\*NON-SIS\*  
TYPE OF WORK:RAIL SAFETY PROJECT  
LANES EXIST/IMPROVED/ADDED: 0/ 0/ 0

|  |                 |
|--|-----------------|
| FUND<br>CODE   | 2015            |
| <hr/>  |                 |
| PHASE: RAILROAD AND UTILITIES / RESPONSIBLE AGENCY: MANAGED BY FDOT<br>RHP | -160,028        |
| <b>TOTAL 429562 1</b>  | <b>-160,028</b> |
| <b>TOTAL 429562 1</b>  | <b>-160,028</b> |

FLORIDA DEPARTMENT OF TRANSPORTATION  
OFFICE OF WORK PROGRAM  
ANNUAL OBLIGATIONS REPORT  
=====

HIGHWAYS  
=====

ITEM NUMBER:430246 1 PROJECT DESCRIPTION:SANDY LANE ELEM/SCH SUNSET PT FM DOUGLAS AVE TO KINGS HWY  
DISTRICT:07 COUNTY:PINELLAS  
ROADWAY ID:15501500 PROJECT LENGTH: .485MI

\*NON-SIS\*  
TYPE OF WORK:SIDEWALK  
LANES EXIST/IMPROVED/ADDED: 2/ 2/ 0

| FUND<br>CODE   | 2015        |
|--|-------------|
| PHASE: CONSTRUCTION / RESPONSIBLE AGENCY: RESPONSIBLE AGENCY NOT AVAILABLE |             |
| TALT   | -810        |
| <b>TOTAL 430246 1</b>  | <b>-810</b> |
| <b>TOTAL 430246 1</b>  | <b>-810</b> |

ITEM NUMBER:430405 1 PROJECT DESCRIPTION:NURSERY ROAD FROM KEENE RD TO OAKADIA DRIVE EAST  
DISTRICT:07 COUNTY:PINELLAS  
ROADWAY ID:15000064 PROJECT LENGTH: .536MI

\*NON-SIS\*  
TYPE OF WORK:SIDEWALK  
LANES EXIST/IMPROVED/ADDED: 2/ 2/ 0

| FUND<br>CODE   | 2015            |
|--|-----------------|
| PHASE: CONSTRUCTION / RESPONSIBLE AGENCY: RESPONSIBLE AGENCY NOT AVAILABLE |                 |
| SR2S   | -126,850        |
| <b>TOTAL 430405 1</b>  | <b>-126,850</b> |
| <b>TOTAL 430405 1</b>  | <b>-126,850</b> |

ITEM NUMBER:430405 2 PROJECT DESCRIPTION:NURSERY ROAD FROM E OAKADIA DRIVE TO BELCHER RD  
DISTRICT:07 COUNTY:PINELLAS  
ROADWAY ID:15000064 PROJECT LENGTH: .290MI

\*NON-SIS\*  
TYPE OF WORK:SIDEWALK  
LANES EXIST/IMPROVED/ADDED: 2/ 2/ 0

| FUND<br>CODE   | 2015            |
|--|-----------------|
| PHASE: CONSTRUCTION / RESPONSIBLE AGENCY: MANAGED BY PINELLAS COUNTY BOCC  |                 |
| TALT   | -208,653        |
| PHASE: CONSTRUCTION / RESPONSIBLE AGENCY: RESPONSIBLE AGENCY NOT AVAILABLE |                 |
| SE   | -1,228          |
| <b>TOTAL 430405 2</b>  | <b>-209,881</b> |
| <b>TOTAL 430405 2</b>  | <b>-209,881</b> |

ITEM NUMBER:430435 1 PROJECT DESCRIPTION:CITY OF ST PETE TR FM WALTER FULLER PK TR TO 22ND AV N/72 N/26AV N  
DISTRICT:07 COUNTY:PINELLAS  
ROADWAY ID:15000117 PROJECT LENGTH: .517MI

\*NON-SIS\*  
TYPE OF WORK:BIKE PATH/TRAIL  
LANES EXIST/IMPROVED/ADDED: 4/ 4/ 0

| FUND<br>CODE  | 2015         |
|---|--------------|
| PHASE: PRELIMINARY ENGINEERING / RESPONSIBLE AGENCY: MANAGED BY CITY OF ST PETERSBURG |              |
| SE  | -5           |
| PHASE: PRELIMINARY ENGINEERING / RESPONSIBLE AGENCY: RESPONSIBLE AGENCY NOT AVAILABLE |              |
| SE  | -352         |
| PHASE: CONSTRUCTION / RESPONSIBLE AGENCY: RESPONSIBLE AGENCY NOT AVAILABLE            |              |
| SE  | 2,941        |
| <b>TOTAL 430435 1</b>   | <b>2,584</b> |
| <b>TOTAL 430435 1</b>   | <b>2,584</b> |

|   |  |                                     |
|---|--|-------------------------------------|
| ITEM NUMBER:430662 1                                      | PROJECT DESCRIPTION:SR 699 (GULF BLVD) FROM N OF SR 682 TO N OF SR 693 | *NON-SIS*                           |
| DISTRICT:07   | COUNTY:PINELLAS  |                                     |
| ROADWAY ID:15100000                                       | PROJECT LENGTH: 2.538MI  |                                     |
|   |  | TYPE OF WORK:RESURFACING            |
|   |  | LANES EXIST/IMPROVED/ADDED: 4/ 4/ 0 |
| FUND  | 2015   |                                     |
| CODE  |  |                                     |
| PHASE: CONSTRUCTION / RESPONSIBLE AGENCY: MANAGED BY FDOT |  |                                     |
| EB  | 1,300,040  |                                     |
| SA  | 501,754  |                                     |
| TOTAL 430662 1  | 1,801,794  |                                     |
| TOTAL 430662 1  | 1,801,794  |                                     |

|   |  |                                     |
|---|--|-------------------------------------|
| ITEM NUMBER:430900 1                                      | PROJECT DESCRIPTION:SR 687 FROM 106TH AVE N TO N OF BIG ISLAND GAP | *NON-SIS*                           |
| DISTRICT:07   | COUNTY:PINELLAS  |                                     |
| ROADWAY ID:15240000                                       | PROJECT LENGTH: 1.935MI  |                                     |
|   |  | TYPE OF WORK:RESURFACING            |
|   |  | LANES EXIST/IMPROVED/ADDED: 5/ 5/ 0 |
| FUND  | 2015   |                                     |
| CODE  |  |                                     |
| PHASE: CONSTRUCTION / RESPONSIBLE AGENCY: MANAGED BY FDOT |  |                                     |
| HSP   | 300,000  |                                     |
| RED   | 2,984,196  |                                     |
| SU  | 500,293  |                                     |
| TOTAL 430900 1  | 3,784,489  |                                     |
| TOTAL 430900 1  | 3,784,489  |                                     |

|   |  |                                     |
|---|--|-------------------------------------|
| ITEM NUMBER:431404 1                                      | PROJECT DESCRIPTION:SR 699 (GULF BLVD) FROM SE OF 99TH AVE TO S OF 105TH AVE | *NON-SIS*                           |
| DISTRICT:07   | COUNTY:PINELLAS  |                                     |
| ROADWAY ID:15100000                                       | PROJECT LENGTH: .734MI   |                                     |
|   |  | TYPE OF WORK:RESURFACING            |
|   |  | LANES EXIST/IMPROVED/ADDED: 4/ 4/ 0 |
| FUND  | 2015   |                                     |
| CODE  |  |                                     |
| PHASE: CONSTRUCTION / RESPONSIBLE AGENCY: MANAGED BY FDOT |  |                                     |
| SA  | 913,825  |                                     |
| TOTAL 431404 1  | 913,825  |                                     |
| TOTAL 431404 1  | 913,825  |                                     |

|   |   |                                     |
|---|---|-------------------------------------|
| ITEM NUMBER:432168 1  | PROJECT DESCRIPTION:WEST BAY DR LARGO @ NGCN: 626653H | *NON-SIS*                           |
| DISTRICT:07   | COUNTY:PINELLAS                                       |                                     |
| ROADWAY ID:   | PROJECT LENGTH: .000                                  |                                     |
|   |   | TYPE OF WORK:RAIL SAFETY PROJECT    |
|   |   | LANES EXIST/IMPROVED/ADDED: 0/ 0/ 0 |
| FUND  | 2015  |                                     |
| CODE  |   |                                     |
| PHASE: RAILROAD AND UTILITIES / RESPONSIBLE AGENCY: MANAGED BY FDOT |   |                                     |
| RHP   | -11,511   |                                     |
| TOTAL 432168 1  | -11,511   |                                     |
| TOTAL 432168 1  | -11,511   |                                     |

|                      |  |  |
|----------------------|--|--|
| ITEM NUMBER:432519 1 | PROJECT DESCRIPTION:I-275 (SR 93) FROM 54TH AVE SOUTH TO S OF 26TH AVE S | *SIS*                                      |
| DISTRICT:07          | COUNTY:PINELLAS  |  |
| ROADWAY ID:15190000  | PROJECT LENGTH: 1.787MI  |  |
|                      |  | TYPE OF WORK:RIGID PAVEMENT REHABILITATION |
|                      |  | LANES EXIST/IMPROVED/ADDED: 6/ 6/ 0        |
| FUND                 | 2015   |  |
| CODE                 |  |  |

FLORIDA DEPARTMENT OF TRANSPORTATION  
OFFICE OF WORK PROGRAM  
ANNUAL OBLIGATIONS REPORT  
=====

HIGHWAYS  
=====

|   |                |
|---|----------------|
| PHASE: CONSTRUCTION / RESPONSIBLE AGENCY: MANAGED BY FDOT |                |
| SA  | 127,125        |
| <b>TOTAL 432519 1</b>                                     | <b>389,071</b> |
| <b>TOTAL 432519 1</b>                                     | <b>389,071</b> |

|                      |   |  |
|----------------------|---|--|
| ITEM NUMBER:433111 1 | PROJECT DESCRIPTION:22ND AVENUE N FROM 22ND ST NORTH TO 19TH ST NORTH |  |
| DISTRICT:07          | COUNTY:PINELLAS   |  |
| ROADWAY ID:15590001  | PROJECT LENGTH: .252MI  |  |
| FUND CODE            | 2015  |  |

\*SIS\*  
TYPE OF WORK:INTERCHANGE IMPROVEMENT  
LANES EXIST/IMPROVED/ADDED: 6/ 6/ 0

|   |                  |
|---|------------------|
| PHASE: CONSTRUCTION / RESPONSIBLE AGENCY: MANAGED BY FDOT |                  |
| HSP   | 1,885,931        |
| <b>TOTAL 433111 1</b>                                     | <b>1,885,931</b> |
| <b>TOTAL 433111 1</b>                                     | <b>1,885,931</b> |

|                      |   |  |
|----------------------|---|--|
| ITEM NUMBER:433786 1 | PROJECT DESCRIPTION:38TH/40TH AVE N FR 4TH ST N TO 1ST ST N |  |
| DISTRICT:07          | COUNTY:PINELLAS   |  |
| ROADWAY ID:15000316  | PROJECT LENGTH: .299MI                                      |  |
| FUND CODE            | 2015  |  |

\*NON-SIS\*  
TYPE OF WORK:ROAD RECONSTRUCTION - 2 LANE  
LANES EXIST/IMPROVED/ADDED: 4/ 4/ 0

|  |              |
|--|--------------|
| PHASE: CONSTRUCTION / RESPONSIBLE AGENCY: RESPONSIBLE AGENCY NOT AVAILABLE |              |
| HSP  | 2,941        |
| <b>TOTAL 433786 1</b>  | <b>2,941</b> |
| <b>TOTAL 433786 1</b>  | <b>2,941</b> |

|                      |  |  |
|----------------------|--|--|
| ITEM NUMBER:433787 1 | PROJECT DESCRIPTION:54TH AVENUE S AT 31ST ST |  |
| DISTRICT:07          | COUNTY:PINELLAS                              |  |
| ROADWAY ID:15509000  | PROJECT LENGTH: .227MI                       |  |
| FUND CODE            | 2015   |  |

\*NON-SIS\*  
TYPE OF WORK:ADD RIGHT TURN LANE(S)  
LANES EXIST/IMPROVED/ADDED: 4/ 0/ 1

|  |              |
|--|--------------|
| PHASE: CONSTRUCTION / RESPONSIBLE AGENCY: RESPONSIBLE AGENCY NOT AVAILABLE |              |
| HSP  | 2,941        |
| <b>TOTAL 433787 1</b>  | <b>2,941</b> |
| <b>TOTAL 433787 1</b>  | <b>2,941</b> |

|                      |  |  |
|----------------------|--|--|
| ITEM NUMBER:434307 1 | PROJECT DESCRIPTION:112TH AVENUE NORTH FROM WEST OF 4TH ST N TO EAST OF 4TH ST N |  |
| DISTRICT:07          | COUNTY:PINELLAS  |  |
| ROADWAY ID:15900001  | PROJECT LENGTH: .150MI   |  |
| FUND CODE            | 2015   |  |

\*NON-SIS\*  
TYPE OF WORK:TRAFFIC OPS IMPROVEMENT  
LANES EXIST/IMPROVED/ADDED: 4/ 4/ 0

|  |              |
|--|--------------|
| PHASE: CONSTRUCTION / RESPONSIBLE AGENCY: RESPONSIBLE AGENCY NOT AVAILABLE |              |
| HSP  | 4,955        |
| <b>TOTAL 434307 1</b>  | <b>4,955</b> |
| <b>TOTAL 434307 1</b>  | <b>4,955</b> |

FLORIDA DEPARTMENT OF TRANSPORTATION  
OFFICE OF WORK PROGRAM  
ANNUAL OBLIGATIONS REPORT  
=====

**HIGHWAYS**  
=====

ITEM NUMBER:434308 1  
DISTRICT:07  
ROADWAY ID:15080000

PROJECT DESCRIPTION:EXETER STREET FROM SR 580/STATE ST TO SR 584/TAMPA RD  
COUNTY:PINELLAS  
PROJECT LENGTH: .267MI

\*NON-SIS\*  
TYPE OF WORK:TRAFFIC OPS IMPROVEMENT  
LANES EXIST/IMPROVED/ADDED: 6/ 0/ 0

|   |                |
|---|----------------|
| FUND<br>CODE  | 2015           |
| <hr/>   |                |
| PHASE: CONSTRUCTION / RESPONSIBLE AGENCY: MANAGED BY CITY OF OLDSMAR<br>HSP       | 404,433        |
| PHASE: CONSTRUCTION / RESPONSIBLE AGENCY: RESPONSIBLE AGENCY NOT AVAILABLE<br>HSP | 11,910         |
| <b>TOTAL 434308 1</b>   | <b>416,343</b> |
| <b>TOTAL 434308 1</b>   | <b>416,343</b> |

ITEM NUMBER:434807 1  
DISTRICT:07  
ROADWAY ID:15150000

PROJECT DESCRIPTION:US 19 (SR 55) FROM S OF LIVE OAK ST TO N OF BRITTANY PARK BLV  
COUNTY:PINELLAS  
PROJECT LENGTH: 1.320MI

\*SIS\*  
TYPE OF WORK:RESURFACING  
LANES EXIST/IMPROVED/ADDED: 6/ 6/ 0

|   |               |
|---|---------------|
| FUND<br>CODE  | 2015          |
| <hr/>   |               |
| PHASE: PRELIMINARY ENGINEERING / RESPONSIBLE AGENCY: MANAGED BY FDOT<br>SA  | 29,026        |
| PHASE: GRANTS AND MISCELLANEOUS / RESPONSIBLE AGENCY: MANAGED BY FDOT<br>SA | 11,143        |
| <b>TOTAL 434807 1</b>   | <b>40,169</b> |
| <b>TOTAL 434807 1</b>   | <b>40,169</b> |

ITEM NUMBER:435280 1  
DISTRICT:07  
ROADWAY ID:15010000

PROJECT DESCRIPTION:US 19/SEMINOLE BLVD LARGO @ NGCN: 626654P  
COUNTY:PINELLAS  
PROJECT LENGTH: .020MI

\*NON-SIS\*  
TYPE OF WORK:RAIL SAFETY PROJECT  
LANES EXIST/IMPROVED/ADDED: 6/ 0/ 0

|  |               |
|--|---------------|
| FUND<br>CODE   | 2015          |
| <hr/>  |               |
| PHASE: RAILROAD AND UTILITIES / RESPONSIBLE AGENCY: MANAGED BY FDOT<br>RHP | 35,063        |
| <b>TOTAL 435280 1</b>  | <b>35,063</b> |
| <b>TOTAL 435280 1</b>  | <b>35,063</b> |

ITEM NUMBER:435281 1  
DISTRICT:07  
ROADWAY ID:15080000

PROJECT DESCRIPTION:SR 584 (TAMPA RD) OLDSMAR @ NGCN: 626845A  
COUNTY:PINELLAS  
PROJECT LENGTH: .015MI

\*NON-SIS\*  
TYPE OF WORK:RAIL SAFETY PROJECT  
LANES EXIST/IMPROVED/ADDED: 0/ 0/ 0

|  |                   |
|--|-------------------|
| FUND<br>CODE   | 2015              |
| <hr/>  |                   |
| PHASE: RAILROAD AND UTILITIES / RESPONSIBLE AGENCY: MANAGED BY FDOT<br>RHP | 29,018            |
| <b>TOTAL 435281 1</b>  | <b>29,018</b>     |
| <b>TOTAL 435281 1</b>  | <b>29,018</b>     |
| <b>TOTAL DIST: 07</b>  | <b>32,208,248</b> |
| <b>TOTAL HIGHWAYS</b>  | <b>32,208,248</b> |

FLORIDA DEPARTMENT OF TRANSPORTATION  
OFFICE OF WORK PROGRAM  
ANNUAL OBLIGATIONS REPORT  
=====

PLANNING  
=====

ITEM NUMBER:259397 1 PROJECT DESCRIPTION:PINELLAS COUNTY UPWP  
DISTRICT:07 COUNTY:PINELLAS  
ROADWAY ID: PROJECT LENGTH: .000

\*NON-SIS\*  
TYPE OF WORK:TRANSPORTATION PLANNING  
LANES EXIST/IMPROVED/ADDED: 0/ 0/ 0

| FUND<br>CODE  | 2015           |
|---|----------------|
| PHASE: PRELIMINARY ENGINEERING / RESPONSIBLE AGENCY: RESPONSIBLE AGENCY NOT AVAILABLE |                |
| PL  | 987,931        |
| <b>TOTAL 259397 1</b>   | <b>987,931</b> |
| <b>TOTAL 259397 1</b>   | <b>987,931</b> |

ITEM NUMBER:430015 1 PROJECT DESCRIPTION:PINELLAS COUNTY MPO PLANNING/UPDATES  
DISTRICT:07 COUNTY:PINELLAS  
ROADWAY ID: PROJECT LENGTH: .000

\*NON-SIS\*  
TYPE OF WORK:PLANNING MODELS/DATA UPDATE  
LANES EXIST/IMPROVED/ADDED: 0/ 0/ 0

| FUND<br>CODE  | 2015           |
|---|----------------|
| PHASE: PRELIMINARY ENGINEERING / RESPONSIBLE AGENCY: RESPONSIBLE AGENCY NOT AVAILABLE |                |
| SU  | 350,000        |
| <b>TOTAL 430015 1</b>   | <b>350,000</b> |
| <b>TOTAL 430015 1</b>   | <b>350,000</b> |

ITEM NUMBER:432439 1 PROJECT DESCRIPTION:REGIONAL PLANNING CHAIRS COORDINATING COMMITTEE  
DISTRICT:07 COUNTY:PINELLAS  
ROADWAY ID: PROJECT LENGTH: .000

\*NON-SIS\*  
TYPE OF WORK:TRANSPORTATION PLANNING  
LANES EXIST/IMPROVED/ADDED: 0/ 0/ 0

| FUND<br>CODE  | 2015             |
|---|------------------|
| PHASE: PRELIMINARY ENGINEERING / RESPONSIBLE AGENCY: RESPONSIBLE AGENCY NOT AVAILABLE |                  |
| PL  | -38,974          |
| <b>TOTAL 432439 1</b>   | <b>-38,974</b>   |
| <b>TOTAL 432439 1</b>   | <b>-38,974</b>   |
| <b>TOTAL DIST: 07</b>   | <b>1,298,957</b> |
| <b>TOTAL PLANNING</b>   | <b>1,298,957</b> |

|  |  |  |
|--|--|--|
| ITEM NUMBER:436144 1   | PROJECT DESCRIPTION:US 19/ENTERPRISE RD - PSTA BUS BAY CST - EARMARK BALANCE (S125/F371) | *NON-SIS*                                  |
| DISTRICT:07  | COUNTY:PINELLAS  | TYPE OF WORK:PUBLIC TRANSPORTATION SHELTER |
| ROADWAY ID:  | PROJECT LENGTH: .000   | LANES EXIST/IMPROVED/ADDED: 0/ 0/ 0        |
| FUND   |  |  |
| CODE   | 2015   |  |
| PHASE: GRANTS AND MISCELLANEOUS / RESPONSIBLE AGENCY: RESPONSIBLE AGENCY NOT AVAILABLE |  |  |
| S125   |  | 365,297                                    |
| TOTAL 436144 1   |  | 365,297                                    |
| TOTAL 436144 1   |  | 365,297                                    |
| TOTAL DIST: 07   |  | 365,297                                    |
| TOTAL TRANSIT  |  | 365,297                                    |



FLORIDA DEPARTMENT OF TRANSPORTATION  
OFFICE OF WORK PROGRAM  
ANNUAL OBLIGATIONS REPORT  
=====

MISCELLANEOUS  
=====

|  |   |                                     |
|--|---|-------------------------------------|
| ITEM NUMBER:415738 2   | PROJECT DESCRIPTION:OLDSMAR TRAIL 1 OF 5 FOREST RD @ PINE AVE N FORESTLAKES BLVD @ RACETK | *NON-SIS*                           |
| DISTRICT:07  | COUNTY:PINELLAS   | TYPE OF WORK:BIKE PATH/TRAIL        |
| ROADWAY ID:  | PROJECT LENGTH: .000  | LANES EXIST/IMPROVED/ADDED: 0/ 0/ 0 |
| FUND<br>CODE   | 2015  |                                     |
| <hr/>  |   |                                     |
| PHASE: CONSTRUCTION / RESPONSIBLE AGENCY: MANAGED BY CITY OF OLDSMAR<br>SE       | -266,775  |                                     |
| PHASE: CONSTRUCTION / RESPONSIBLE AGENCY: RESPONSIBLE AGENCY NOT AVAILABLE<br>SE | -861  |                                     |
| TOTAL 415738 2   | -267,636  |                                     |
| TOTAL 415738 2   | -267,636  |                                     |

|  |   |                                     |
|--|---|-------------------------------------|
| ITEM NUMBER:415738 3   | PROJECT DESCRIPTION:OLDSMAR TRAIL 2 OF 5 FROM TAMPA RD TO R E OLDS PARK | *NON-SIS*                           |
| DISTRICT:07  | COUNTY:PINELLAS   | TYPE OF WORK:BIKE PATH/TRAIL        |
| ROADWAY ID:  | PROJECT LENGTH: .000  | LANES EXIST/IMPROVED/ADDED: 0/ 0/ 0 |
| FUND<br>CODE   | 2015  |                                     |
| <hr/>  |   |                                     |
| PHASE: CONSTRUCTION / RESPONSIBLE AGENCY: MANAGED BY CITY OF OLDSMAR<br>SE<br>TALT | -28,907<br>-818   |                                     |
| PHASE: CONSTRUCTION / RESPONSIBLE AGENCY: RESPONSIBLE AGENCY NOT AVAILABLE<br>SE   | -398  |                                     |
| TOTAL 415738 3   | -30,123   |                                     |
| TOTAL 415738 3   | -30,123   |                                     |

|  |  |                                     |
|--|--|-------------------------------------|
| ITEM NUMBER:415738 4   | PROJECT DESCRIPTION:OLDSMAR TRAIL 3 OF 5 FROM R E OLDS PARK TO CYPRESS FOREST PK | *NON-SIS*                           |
| DISTRICT:07  | COUNTY:PINELLAS  | TYPE OF WORK:BIKE PATH/TRAIL        |
| ROADWAY ID:  | PROJECT LENGTH: .000   | LANES EXIST/IMPROVED/ADDED: 0/ 0/ 0 |
| FUND<br>CODE   | 2015   |                                     |
| <hr/>  |  |                                     |
| PHASE: CONSTRUCTION / RESPONSIBLE AGENCY: RESPONSIBLE AGENCY NOT AVAILABLE<br>SE | 2,014  |                                     |
| TOTAL 415738 4   | 2,014  |                                     |
| TOTAL 415738 4   | 2,014  |                                     |

|  |  |                                     |
|--|--|-------------------------------------|
| ITEM NUMBER:415738 5   | PROJECT DESCRIPTION:OLDSMAR TRAIL 4 OF 5 FM NORTHSIDE R E OLDS PK TO HARBOR PALMS NATURE P | *NON-SIS*                           |
| DISTRICT:07  | COUNTY:PINELLAS  | TYPE OF WORK:BIKE PATH/TRAIL        |
| ROADWAY ID:  | PROJECT LENGTH: .000   | LANES EXIST/IMPROVED/ADDED: 0/ 0/ 0 |
| FUND<br>CODE   | 2015   |                                     |
| <hr/>  |  |                                     |
| PHASE: CONSTRUCTION / RESPONSIBLE AGENCY: MANAGED BY CITY OF OLDSMAR<br>SE       | -143,782   |                                     |
| PHASE: CONSTRUCTION / RESPONSIBLE AGENCY: RESPONSIBLE AGENCY NOT AVAILABLE<br>SE | -961   |                                     |
| TOTAL 415738 5   | -144,743   |                                     |
| TOTAL 415738 5   | -144,743   |                                     |

|  |   |                                     |
|--|---|-------------------------------------|
| PAGE 18  | FLORIDA DEPARTMENT OF TRANSPORTATION                                      | DATE RUN: 12/23/2015                |
| PINELLAS MPO   | OFFICE OF WORK PROGRAM  | TIME RUN: 15.47.11                  |
|  | ANNUAL OBLIGATIONS REPORT   | MBROBLTP                            |
|  | =====   |                                     |
|  | MISCELLANEOUS   |                                     |
|  | =====   |                                     |
| ITEM NUMBER:415738 6   | PROJECT DESCRIPTION:OLDSMAR TRAIL 5 OF 5 FROM SHEFFIELD PARK TO CURLEW RD | *NON-SIS*                           |
| DISTRICT:07  | COUNTY:PINELLAS   | TYPE OF WORK:BIKE PATH/TRAIL        |
| ROADWAY ID:  | PROJECT LENGTH: .000  | LANES EXIST/IMPROVED/ADDED: 0/ 0/ 0 |
| FUND   |   |                                     |
| CODE   | 2015  |                                     |
| PHASE: CONSTRUCTION / RESPONSIBLE AGENCY: RESPONSIBLE AGENCY NOT AVAILABLE |   |                                     |
| SU   |   | 2,014                               |
| TOTAL 415738 6   |   | 2,014                               |
| TOTAL 415738 6   |   | 2,014                               |
| ITEM NUMBER:424565 1   | PROJECT DESCRIPTION:PINELLAS TRAIL @ CENTRAL AVE W TO BAYSHORE DR         | *NON-SIS*                           |
| DISTRICT:07  | COUNTY:PINELLAS   | TYPE OF WORK:LANDSCAPING            |
| ROADWAY ID:15000000  | PROJECT LENGTH: 6.500MI   | LANES EXIST/IMPROVED/ADDED: 0/ 0/ 0 |
| FUND   |   |                                     |
| CODE   | 2015  |                                     |
| PHASE: CONSTRUCTION / RESPONSIBLE AGENCY: RESPONSIBLE AGENCY NOT AVAILABLE |   |                                     |
| SE   |   | 12,140                              |
| TOTAL 424565 1   |   | 12,140                              |
| TOTAL 424565 1   |   | 12,140                              |
| TOTAL DIST: 07   |   | -426,334                            |
| TOTAL MISCELLANEOUS  |   | -426,334                            |
| GRAND TOTAL  |   | 33,446,168                          |

## **Section 6: Transportation Disadvantaged Program**

| <b>PINELLAS COUNTY TRANSPORTATION IMPROVEMENT PROGRAM</b><br><b>METROPOLITAN PLANNING ORGANIZATION</b><br><b>TRANSPORTATION DISADVANTAGED</b><br><b>FISCAL YEARS: 2016/17 THRU 2020/21</b><br><b>(FUNDS SHOWN ARE IN THOUSANDS)</b> |   |                            |     |                            |     |                            |     |                            |     |                            |     |
|---|---|----------------------------|-----|----------------------------|-----|----------------------------|-----|----------------------------|-----|----------------------------|-----|
| <b>W.P.I.#</b>  | <b>PROJECT DESCRIPTION</b>                            | <b>16/17</b>               |     | <b>17/18</b>               |     | <b>18/19</b>               |     | <b>19/20</b>               |     | <b>20/21</b>               |     |
| 789853  | Pinellas County TD Commission Planning Grant          | 39<br>TDTF                 | MSC | 39<br>TDTF                 | MSC | 39<br>TDTF                 | MSC | 39<br>TDTF                 | MSC | 39<br>TDTF                 | MSC |
| 7897852   | Pinellas County TD Commission Operations Grant (PSTA) | 220<br>LF<br>2,194<br>TDTF |     | 220<br>LF<br>2,194<br>TDTF |     | 220<br>LF<br>2,194<br>TDTF |     | 220<br>LF<br>2,194<br>TDTF |     | 220<br>LF<br>2,194<br>TDTF |     |

## **Section 7: Public Transportation Work Program**

# **PINELLAS AREA PUBLIC TRANSPORTATION IMPROVEMENT PROGRAM FISCAL YEAR 2016/2017 THROUGH 2020/2021**

## **INTRODUCTION**

This section of the Transportation Improvement Program (TIP) reflects input from the Florida Department of Transportation (FDOT), the Pinellas Suncoast Transit Authority (PSTA), the Tampa Bay Area Regional Transportation Authority (TBARTA) and local airport operators.



Funding sources of public transportation projects are denoted in the TIP and State Work Program as D2, DL2, DU2, LF2, FAA, and FTA. The D2 funds are State-matching funds and are derived from the State of Florida's primary gasoline tax. The DL2 and DU2 funds are State funds requiring reimbursement. FAA funds are

Federal Aviation Administration funds. The sources of local funds (LF2) are ad valorem taxes.

FTA funds are categorized as 5307, 5339, 5310, 5316 and 5317. Federal Project Numbers are shown in the first line of the project description.

It is the policy of the MPO that the acquisition of additional buses by the PSTA should be reviewed by the MPO in conjunction with operational and service enhancement provisions within the adopted Transit Development Plan (TDP). The review by the MPO will consider such bus acquisition/replacement components as size, need, and technology advances.

**ALBERT WHITTED AIRPORT****FUNDS SHOWN ARE IN THOUSANDS**

| <b>WORK<br/>ITEM #</b> | <b>PROJECT DESCRIPTION</b>                | <b>2015/16</b>  | <b>2016/17</b> | <b>2017/18</b>  | <b>2018/19</b>  | <b>2019/20</b>  |
|------------------------|---|-----------------|----------------|-----------------|-----------------|-----------------|
| 2821001                | Airport PAPI/REILS                        |                 |                |                 |                 | CST 21<br>ACPF  |
| 2821002                | Airport Southwest Hangar<br>Redevelopment | CST 700<br>ACPF |                |                 |                 |                 |
| 2821003                | Airport Airfield Improvements             |                 |                |                 | CST 166<br>ACPF |                 |
| 2821004                | Airport Runway 18/36 Rehabilitation       |                 | 1              |                 |                 | CST 250<br>ACPF |
| 2821005                | Airport Master Plan Update                |                 |                | CST 150<br>ACPF |                 |                 |
| 2821006                | Taxiway C Rehabilitation                  | CST 121<br>ACPF |                |                 |                 |                 |
| 2821007                | Airport Southwest Hangar<br>Redevelopment | CST 50<br>CFCIF |                |                 |                 |                 |

ACPF = Airport Capital Projects Fund; PAPI = Precision Approach Path Indicators; REILS = Runway End Identifier Lights; CFCIF = City Facilities Capital Improvement Fund

**PINELLAS COUNTY METROPOLITAN PLANNING ORGANIZATION  
TRANSPORTATION IMPROVEMENT PROGRAM  
(PUBLIC TRANSPORTATION)  
FISCAL YEARS 2015/16 – 2019/20**

| <b>CLEARWATER AIRPARK</b> |   | <b>FUNDS SHOWN IN THOUSANDS</b> |                |                |                |              |
|---------------------------|---|---------------------------------|----------------|----------------|----------------|--------------|
| <b>WORK<br/>ITEM #</b>    | <b>PROJECT DESCRIPTION</b>                      | <b>2015/16</b>                  | <b>2016/17</b> | <b>2017/18</b> | <b>2018/19</b> | <b>19/20</b> |
| -                         | Update Masterplan                               | CAP 50                          |                |                |                |              |
| 4317941                   | New Hangar                                      |                                 | CAP 700        |                |                |              |
| 4329771                   | Airport Ground Support Equipment<br>Replacement |                                 |                | CAP 100        |                |              |
| 435222-1                  | Replace Airplane Hangar C                       |                                 |                |                | CAP 1,200      |              |
| 435227-1                  | Construct Permanent Terminal                    |                                 |                |                |                | 3,800        |

CAP = Capital Grant



**PORT OF ST. PETERSBURG****FUNDS SHOWN ARE IN THOUSANDS**

| <b>WORK<br/>ITEM #</b> | <b>PROJECT DESCRIPTION</b>                     | <b>2015/16</b>        | <b>2016/17</b>        | <b>2017/18</b>        | <b>2018/19</b>        | <b>2019/20</b>        |
|------------------------|--|-----------------------|-----------------------|-----------------------|-----------------------|-----------------------|
| FPN#<br>4225011        | Seaport Renovation and<br>Replacement          | CST      400<br>NCIIF | CST      400<br>NCIIF | CST      400<br>NCIIF | CST      400<br>NCIIF | CST      132<br>NCIIF |
|                        | Port and Wharf Rehabilitation<br>and Utilities |                       | 101<br>PCPF           | 101<br>PCPF           | 101<br>PCPF           | 101<br>PCPF           |

CST=Construction; NCIIF – Neighborhood and Citywide Infrastructure Capital Improvement Fund; PCPF – Port Capital Projects Fund

**ST. PETE CLEARWATER INTERNATIONAL AIRPORT**
**FUNDS SHOWN IN THOUSANDS**

| <b>Proj. #</b> | <b>Project Title</b>                        | <b>2015/16</b> | <b>2016/17</b> | <b>2017/18</b> | <b>2018/19</b> | <b>2019/20</b> |
|----------------|---|----------------|----------------|----------------|----------------|----------------|
| 000023A        | Airfield Drainage Rehabilitation Airport    | \$500          |                |                |                |                |
| 000026A        | Taxiway Rehabilitation Phase I              | \$2,380        |                |                |                |                |
| 000029A        | Terminal Ramp Rehabilitation Airport        | \$5,908        |                |                |                |                |
| 000031A        | New Maintenance Facility                    | \$750          | \$750          |                |                |                |
| 000032A        | Runway Conversion Airport                   |                |                |                | \$5,440        |                |
| 000034A        | Construct New GA Taxiways and Roads Airport |                | \$1,000        | \$3,000        |                |                |
| 000035A        | Runway 18/36 Rehabilitation Airport         |                |                | \$6,000        |                |                |
| 000036A        | Taxiway Rehabilitation - Phase II           | \$1,625        | \$5,135        |                |                |                |
| 000037A        | Acquisition of ARFF Vehicles                |                | \$800          |                |                |                |
| 000316A        | Terminal Generator                          |                |                |                |                | \$1,500        |
| 000317A        | New T-Hanger Airport                        |                |                |                |                | \$7,000        |
| 000321A        | Airport Road and Parking Lot Improvements   | 630            |                |                |                |                |
| 001063A        | ARFF Building                               |                |                |                |                | \$1,500        |
| 001064A        | Airco Site Development                      |                |                |                | \$1,643        |                |
| 001543A        | Taxiway T Rehabilitation                    | \$100          | \$1,050        |                |                |                |
| 001544A        | Terminal Improvements Phase III             | \$5,310        | \$2,940        |                |                |                |
| 001546A        | Modify Terminal Access Roadway              | \$1,000        | \$6,000        | \$1,000        |                |                |
| 001548A        | Airport Master Plan Update                  |                | \$750          | \$750          |                |                |
| 001583A        | Security System Upgrade                     | \$200          | \$1,000        |                |                |                |
| 002111A        | Installation of Checked Baggage System      | \$3,000        |                |                |                |                |
| 002515A        | Remote Lot Expansion Phase II               |                | \$1,500        |                |                |                |

ARFF – Air Rescue and Fire Fighting

**PINELLAS COUNTY METROPOLITAN PLANNING ORGANIZATION  
TRANSPORTATION IMPROVEMENT PROGRAM  
(PUBLIC TRANSPORTATION)  
FISCAL YEARS 2016/17 THROUGH 2020/21  
PINELLAS SUNCOAST TRANSIT AUTHORITY (PSTA)**

| <b>FDOT NO.</b> | <b>PROJECT DESCRIPTION</b>   | <b>FY 2015/16</b>   | <b>FY 2016/17</b>                       | <b>FY 2017/18</b>                       | <b>FY 2018/19</b>                      | <b>FY 2019/20</b>                      | <b>FY 2020/2021</b>                  |
|-----------------|--|---|---|---|--|--|--------------------------------------|
| 402520-1-94-    | PSTA Section 5307 Formula Funds: The application will include: preventive maintenance, tire lease, replacement revenue vehicles, computer hardware and software, passenger shelters, 3 <sup>rd</sup> party contracts, misc. support equipment, rehab/renovation misc. equipment, short range planning, employee education/training, project administration, and contingency. | Capital<br>FTA (33%)<br>4,206,667<br><br>(Amendment<br>to FL 90-<br>X873 for<br>replacement<br>bus<br>purchase) | Capital<br>FTA<br>(100%)<br>12,757,269  | Capital<br>FTA<br>(100%)<br>12,800,000  | Capital<br>FTA (100%)<br>12,800,000    | Capital<br>FTA (100%)<br>12,800,000    | Capital<br>FTA (100%)<br>12,800,000  |
| 434304-1-94-    | PSTA Section 5339 Bus & Bus Facilities Formula Funds: The application will be used for the purchase of replacement revenue vehicles.   | Capital<br>FTA (100%)<br>\$1,446,219  | Capital<br>FTA<br>(100%)<br>\$1,327,233 | Capital<br>FTA<br>(100%)<br>\$1,400,000 | Capital<br>FTA (100%)<br>\$1,400,000   | Capital<br>FTA (100%)<br>\$1,400,000   | Capital<br>FTA (100%)<br>\$1,400,000 |
| 439004-1-94-    | PSTA Section 5337 State of Good Repair Formula Funds: The application will be used for the purchase Miscellaneous maintenance equipment.   | Capital<br>FTA (100%)<br>\$16,571   | Capital<br>FTA<br>(100%)<br>\$9,911     | Capital<br>FTA<br>(100%)<br>\$10,000    | Capital<br>FTA (100%)<br>\$10,000      | Capital<br>FTA (100%)<br>\$10,000      | Capital<br>FTA (100%)<br>\$10,000    |
| 402513-1-84-    | PSTA State Block Grant Operating Assistance  |   | Operating<br>FDOT<br>\$4,179,395        | Operating<br>FDOT<br>\$4,287,440        | Operating<br>FDOT<br>\$4,428,984       | Operating<br>FDOT<br>\$4,650,866       | Operating<br>FDOT<br>\$4,650,866     |
| 410695-1-84-    | PSTA – Gandy Corridor;<br>Commuter Express Bus Service,<br>Rt. 100X.   |   | Urban<br>Corridor<br>FDOT<br>\$155,100  | Urban<br>Corridor<br>FDOT<br>\$155,100  | Urban<br>Corridor<br>FDOT<br>\$166,508 | Urban<br>Corridor<br>FDOT<br>\$160,000 | Urban Corridor<br>FDOT<br>\$160,000  |

**PINELLAS COUNTY METROPOLITAN PLANNING ORGANIZATION  
TRANSPORTATION IMPROVEMENT PROGRAM  
(PUBLIC TRANSPORTATION)  
FISCAL YEARS 2016/17 THROUGH 2020/21  
PINELLAS SUNCOAST TRANSIT AUTHORITY (PSTA)**

| <b>FDOT NO.</b> | <b>PROJECT DESCRIPTION</b>   | <b>FY 2015/16</b> | <b>FY 2016/17</b>                      | <b>FY 2017/18</b>                      | <b>FY 2018/19</b>                      | <b>FY 2019/20</b>                      | <b>FY 2020/2021</b>                 |
|-----------------|--|-------------------|--|--|--|--|-------------------------------------|
| 418265-1-84-    | PSTA – SR 688/I275 corridor,<br>commuter express bus service,<br>Route 300X              |                   | Urban<br>Corridor<br>FDOT<br>\$165,100 | Urban<br>Corridor<br>FDOT<br>\$165,100 | Urban<br>Corridor<br>FDOT<br>\$176,508 | Urban<br>Corridor<br>FDOT<br>\$165,000 | Urban Corridor<br>FDOT<br>\$165,000 |
| 430320-1-84-    | Connector (Flex) Service –<br>Curlew Road Connector Service                              |                   | Urban<br>Corridor<br>FDOT<br>\$211,000 | Urban<br>Corridor<br>FDOT<br>\$211,000 | Urban<br>Corridor<br>FDOT<br>\$222,408 | Urban<br>Corridor<br>FDOT<br>\$220,000 | Urban Corridor<br>FDOT<br>\$220,000 |
| 437245-1-24-    | Premium Transit Feasibility Study<br>- Central Avenue Bus Rapid<br>Transit (BRT) Service |                   | Study<br>FDOT<br>\$500,000             |  |  |  |                                     |

The FY 2015/16 column is the amount of federal and state funds that have been obligated for this project in the most recently completed federal fiscal year between October 1, 2015 and September 30, 2016

**PINELLAS COUNTY METROPOLITAN PLANNING ORGANIZATION  
TRANSPORTATION IMPROVEMENT PROGRAM  
(PASCO COUNTY PUBLIC TRANSPORTATION)  
FISCAL YEARS: 2015/16 – 2020/21**

| Item No. | Facility   | Fund                              | Phase | 15/16                | 16/17                | 17/18                | 18/19                | 19/20                | 20/21                |
|----------|--|-----------------------------------|-------|----------------------|----------------------|----------------------|----------------------|----------------------|----------------------|
| 402397   | PASCO COUNTY<br>Section 5307<br>Capital for Fixed<br>Route-<br>Purchasing/Leasing,<br>Maint./Operation<br>Expenses, ADA<br>Service, and<br>Construction. | FTA<br>Local\State Toll<br>Credit | MSC   | 3,631,577<br>851,630 | 3,652,289<br>902,500 | 3,125,457<br>906,133 | 3,125,457<br>731,357 | 3,125,457<br>731,357 | 3,125,457<br>731,357 |
| 434416   | PASCO COUNTY<br>Section 5339 Bus &<br>Bus Facilities:  | FTA<br>Local/State Toll<br>Credit | MSC   | 287,600<br>71,900    | 263,938<br>67,234    |                      |                      |                      |                      |

In accordance with 49CFR U.S.C Section 5307, Pinellas County functions as a “designated recipient” for Section 5307 funds for that portion of Pasco County in the Tampa-ST. Petersburg Urbanized Area. A Supplemental Agreement between the Federal Transit Administration, Pasco County, and Pinellas County was executed December 1993 designating Pasco County as the Grant Recipient for Section 5307 and Operating Funds. Pinellas County, as the “designated recipient”, agrees to permit Pasco County to receive and dispense these funds. Pasco County is also a recipient of Section 5307 funds for the Zephyrhills Urbanized Area. State toll credits will be used as a soft match for capital purchases as availability allows. These figures are subject to Congressional approval of budget levels for FY 2016/17 – 2020/21.

**PINELLAS COUNTY METROPOLITAN PLANNING ORGANIZATION  
TRANSPORTATION IMPROVEMENT PROGRAM  
(PUBLIC TRANSPORTATION)  
FISCAL YEARS 2015/16 – 2020/21**

**FTA SECTION 5310 PROGRAM**

**FUNDS SHOWN IN THOUSANDS**

| <b>AGENCY</b>  | <b>PROJECT DESCRIPTION</b>   | <b>15/16</b>                        | <b>16/17</b>                        | <b>17/18</b> | <b>18/19</b> | <b>19/20</b> | <b>20/21</b> |
|--|--|-------------------------------------|-------------------------------------|--------------|--------------|--------------|--------------|
| CAREER<br>SOURCE<br>PINELLAS                           | 5310 NF-Workforce<br>transportation workforce<br>retention subsidy<br>OPERATING<br>ASSISTANCE          | FTA 845.0<br>DS 105.6<br>LF 105.6   | FTA 845.0<br>DS 105.6<br>LF 105.6   |              |              |              |              |
| NEIGHBORLY<br>CARE<br>NETWORK                          | 5310 NF-Elder Person's<br>EZ- Ride cross-county<br>transportation<br>expansion OPERATING<br>ASSISTANCE | FTA 3,124.0<br>DS 390.5<br>LF 390.5 | FTA 3,124.0<br>DS 390.5<br>LF 390.5 |              |              |              |              |
| PINELLAS<br>SUNCOAST<br>TRANSIT<br>AUTHORITY<br>(PSTA) | 5310 NF-Dunedin-Palm<br>Harbor North Connector<br>Route-OPERATING<br>ASSISTANCE FOR<br>PSTA-PINELLAS   | FTA 2103.2<br>DS 262.9<br>LF 262.9  | FTA 2103.2<br>DS 262.9<br>LF 262.9  |              |              |              |              |

FTA = Federal Transit Administration; DS = State Primary Highways and PTO; LF = Local Funds

Note: Program of projects changes annually. 5310 grant applicants are evaluated each year for funding.

**PINELLAS COUNTY METROPOLITAN PLANNING ORGANIZATION  
TRANSPORTATION IMPROVEMENT PROGRAM  
(PUBLIC TRANSPORTATION)  
FISCAL YEARS 2016/17 THROUGH 2020/21**

**TAMPA BAY AREA REGIONAL TRANSPORTATION AUTHORITY**

**FUNDS ARE SHOWN IN THOUSANDS**

| <b>FDOT NO.</b> | <b>PROJECT DESCRIPTION</b>   | <b>FY 2015/16</b>   | <b>FY 2016/17</b>   | <b>FY 2017/18</b> | <b>FY 2018/19</b> | <b>FY 2019/20</b> | <b>FY 2020/21</b> |
|-----------------|--|---|---|-------------------|-------------------|-------------------|-------------------|
| FL-90-X822      | TBARTA Section 5307 (FY 2012/13) – Regional Commuter Vanpool Program to contract for vehicles, acquire computer hardware/software, and administer the program. | Capital Equipment and Operating Activities<br>FTA (100%)<br>\$799.6 | Capital Equipment and Operating Activities<br>FTA (100%)<br>\$263 |                   |                   |                   |                   |
| FL-04-0156-00   | TBARTA Section 5309 (FY 2012/13) – One-Call/One Click Transportation Information Center  | FTA (100%)<br>\$1,098   | FTA (100%)<br>\$687.6   |                   |                   |                   |                   |
| FL-26-0023-00   | TBARTA Section 5312 (FY 2012/13) – Research for One-Call/One-Click Program   | FTA (100%)<br>\$50  | FTA (100%)<br>\$38.7  |                   |                   |                   |                   |

FTA = Federal Transit Administration

## **Section 8: Pinellas County Work Program**



# **PINELLAS COUNTY 6 YEAR WORK PROGRAM: ROAD, INTERSECTION & BRIDGE IMPROVEMENTS FY 2015/16 - FY 2020/21**

CST (1037A)

CST (702A)

CST (700A)

CST (2158A)

PD&E (423A)

CST (1018A)

CST (1021A)

CST (1035A)

CST (1022A)

CST (1023A)

CST (1039A)

CST (1038A)

CST (1020A)

CST (1034A)

CST/REHAB (1033A)

CST (2109A)

CST/REHAB (2110A)

CST (297A)

CST (1036A)

CST (2106A)

\* CST (147A)

## **COMMENCEMENT OF PROGRAMMED CONSTRUCTION**

- FY 2015/16
- FY 2016/17
- FY 2017/18
- FY 2018/19
- FY 2019/20
- FY 2020/21
- Under Construction or Scheduled in 2014/15

(XXXXXX) - Project Number

- ▲ - Intersection Improvements
- - Bridges
- - Arterial Road Widening

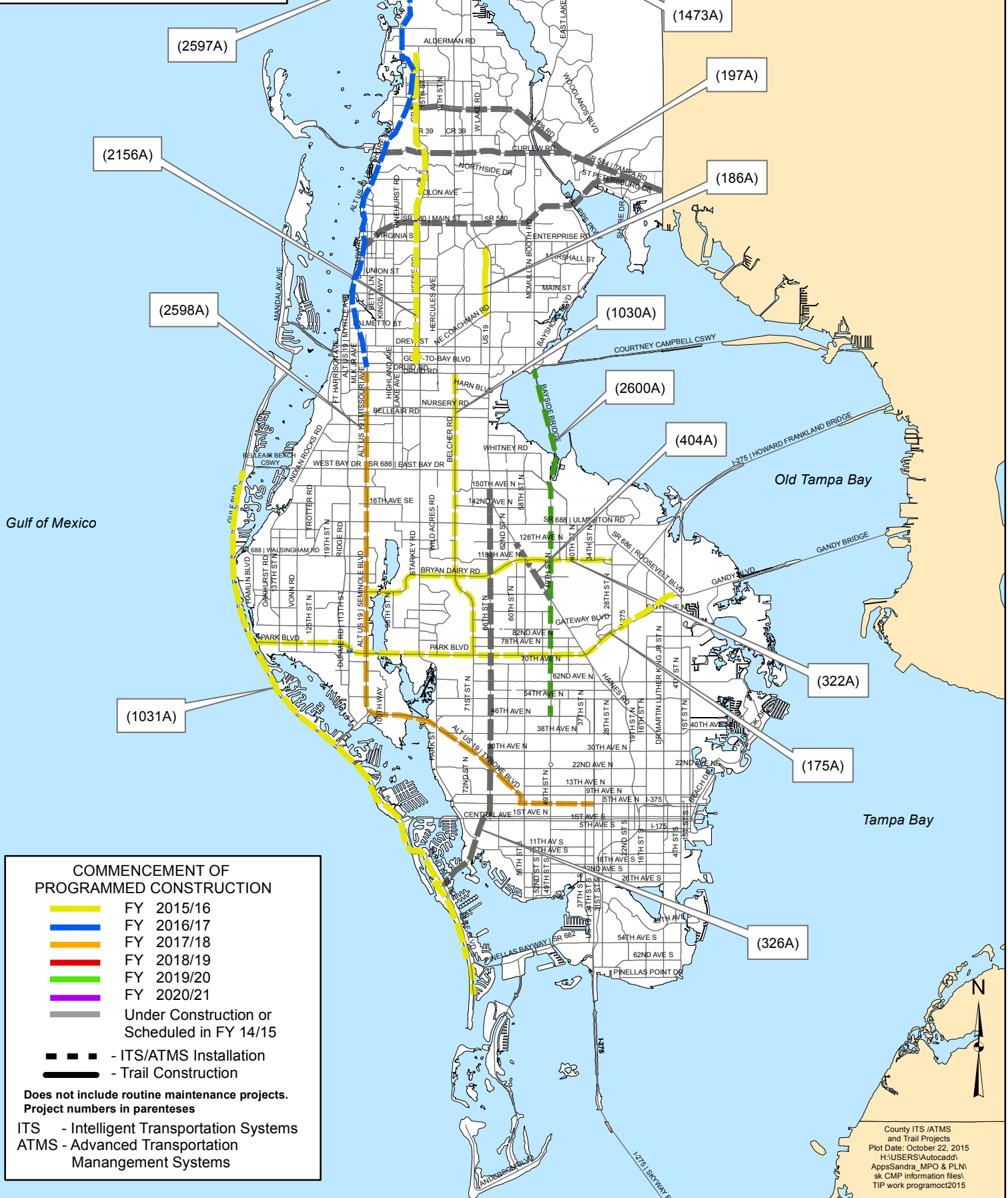
Does not include routine maintenance projects.  
Project numbers in parentheses

- CST - Construction
- PD&E - Project Development and Environmental Study
- PE - Preliminary Engineering
- PS - Professional Services (Design)
- ROW - Right-of-Way Acquisition

\*Reconstruction to Urban Standards

County Road, Intersections & Bridge Projects  
Plot Date: October 22, 2015  
H:\USERS\Autocadd\ Apps\Sandra.MPO & PLN\ sk CMP information files\ TIP work programoct2015

**PINELLAS COUNTY  
6 YEAR WORK PROGRAM:  
ITS/ATMS AND  
TRAIL PROJECTS  
FY 2015/16 - FY 2020/21**



**SUMMARY TABLE OF MAJOR ROAD PROJECTS IN THE  
FY 2015/16 – 2020/21 PINELLAS COUNTY CAPITAL IMPROVEMENT PROGRAM**

| PROJECT NUMBER | LOCATION  | PROJECT DESCRIPTION                                 | STATUS   |
|----------------|---|---|--|
| 2110A          | Forest Lakes Blvd from Pine Ave to Pinellas/Hillsborough County Line (Phase II)                                     | Pavement Reconstruct and Road Widening 2 to 4 lanes | CST Deferred from 2015/16 to 2016/17   |
| 297A           | Gateway Expressway 118 <sup>th</sup> Ave N/ CR 296 (Future SR 690) from US 19 (SR 55) to E of 28 <sup>th</sup> St N | New Road/Bridge Construction 0 to 4 lanes           | CST 2016/17  |
| 147A           | Haines Rd from 51 <sup>st</sup> Ave N to 60 <sup>th</sup> Ave N   | Road and Intersection Improvements                  | CST 2015/16  |
| 1018A          | Betty Lane at Sunset Point Road   | Intersection Improvements                           | CST Deferred from 2015/16 to 2016/17   |
| 1020A          | N.E. Coachman Rd at Coachman Rd   | Intersection Improvements                           | CST 2015/16  |
| 1021A          | Belcher Rd at Belleair Rd   | Intersection Improvements                           | CST Deferred from 2014/15 to 2015/16   |
| 1022A          | 102 <sup>nd</sup> Ave N at Antilles Dr  | Intersection Improvements                           | CST 2015/16  |
| 1023A          | 131 <sup>st</sup> St N at 82 <sup>nd</sup> Ave N and 86 <sup>th</sup> Ave N   | Intersection Improvements                           | CST 2015/16  |
| *1025A         | 38 <sup>th</sup> Ave N at 49 <sup>th</sup> St N   | Intersection Improvements                           | Moved out of work program  |
| *1511A         | 38 <sup>th</sup> Ave N at 58 <sup>th</sup> St N   | Intersection Improvements                           | Moved out of work program  |
| 1038A          | Park St from Tyrone Blvd to 54 <sup>th</sup> Ave N  | Intersection Improvements                           | CST 2015/16  |
| 1039A          | Park St/Starkey Rd from 84 <sup>th</sup> Ln N to 82 <sup>nd</sup> Ave N   | Reconstruct/Road Widening 4 to 6 lanes              | CST Deferred from 2014/15 to 2015/16<br>Project limits revised (formerly Park St/Starkey Rd from 84 <sup>th</sup> Ln N to Flamevine Ave) |
| 423A           | Dunedin Causeway Bridge   | Bridge Replacement PD&E Study                       | PD&E underway  |
| 700A           | Westwinds Dr Bridge over Westwind Canal   | Bridge Replacement                                  | CST Deferred from 2015/16 to 2016/17   |
| 702A           | Crosswinds Dr Bridge over Crosswinds Canal  | Bridge Replacement                                  | CST 2015/16  |
| 1033A          | Bayside Bridge  | Bridge Rehabilitation                               | CST Deferred from 2014/15 to 2015/16   |
| 1034A          | Old Coachman Rd over Alligator Creek  | Bridge Replacement                                  | CST Deferred from 2015/16 to 2016/17   |
| 1035A          | Oakwood Dr over Stephanie's Channel   | Bridge Replacement                                  | CST 2015/16  |
| 1036A          | San Martin Blvd over Riviera Bay  | Bridge Replacement                                  | CST 2017/18  |
| 1037A          | Beckett Bridge  | Bridge Replacement                                  | CST 2018/19  |

**SUMMARY TABLE OF MAJOR ROAD PROJECTS IN THE  
FY 2015/16 – 2020/21 PINELLAS COUNTY CAPITAL IMPROVEMENT PROGRAM**

| PROJECT NUMBER | LOCATION   | PROJECT DESCRIPTION       | STATUS                               |
|----------------|--|---------------------------|--------------------------------------|
|                |  |                           |                                      |
| *109A          | Beckett Bridge PD&E                                    | Bridge Replacement PD&E   | PD&E underway                        |
| 2106A          | Haines Rd from 60 <sup>th</sup> Ave N to US 19 (SR 55) | Reconstruct               | CST 2016/17                          |
| 2109A          | Whitney Rd at Wolford Rd                               | Intersection Improvements | CST Deferred from 2015/16 to 2016/17 |
| *2114A         | 38 <sup>th</sup> Ave N at 28 <sup>th</sup> St N        | Intersection Improvements | Moved out of work program            |
| 2158A          | Alt US 19 (SR 595) at Nebraska Ave                     | Intersection Improvements | CST 2015/16                          |

\* Project is not mapped on Pinellas County 6 Year Work Program maps

**Notes:**

- 1) CST = Construction; ROW = Right-of-Way; PD&E = Project Development & Environment Study
- 2) Shaded projects indicate changes in the FY 2014/15 – 2019/20 Pinellas County Capital Improvement Program (CIP) compared to the adopted FY 2013/14 – 2018/19 CIP. The status column summarizes the changes.
- 3) This project summary table does not include projects such as landscaping, airport improvements, drainage work, railroad crossings and routine maintenance and repairs.
- 4) Regarding 297A, the Gateway Expressway project will ultimately provide a partially-controlled access facility connecting I-275 (SR 93) to US Highway 19 and I-275 (SR 93) to the Bayside Bridge via an elevated tolled expressway. This project is a funding commitment of local Penny for Pinellas funds to the Florida Department of Transportation for project design and construction.

**SUMMARY TABLE OF  
INTELLIGENT TRANSPORTATION SYSTEM (ITS) AND  
TRAIL PROJECTS IN THE FY 2015/16 – 2020/21 PINELLAS COUNTY  
CAPITAL IMPROVEMENT PROGRAM**

| PROJECT NUMBER | LOCATION   | PROJECT DESCRIPTION        | STATUS   |
|----------------|--|----------------------------|--|
| 175A           | Park Blvd (SR 694) from 4 <sup>th</sup> St to Gulf Blvd  | ATMS Improvements          | CST Deferred from 2014/15 to 2015/16                               |
| 2598A          | South Loop Fiber Project on Alt US 19 (SR 595) from Druid Rd to 5 <sup>th</sup> Ave N; and 5 <sup>th</sup> Ave N from Alt US 19 to 34 <sup>th</sup> St S | ITS Improvements           | CST Added 2017/18 (improvements to the completed ITS project 196A) |
| 322A           | Bryan Dairy Rd/118th Ave N from 28th St N to Alt US 19 (SR 595)  | ITS Communication System   | CST Deferred from 2014/15 to 2015/16                               |
| 197A           | Main St (SR 580), Curlew Rd (SR 586) and Tampa Rd (SR 584) from Alt US 19 (SR 595) to the Hillsborough County Line                                       | ATMS/ITS Improvements      | CST 2014/15  |
| 326A           | 66 <sup>th</sup> St/Pasadena Ave (SR 693) from US 19 (SR 55) to Gulf Blvd (SR 699)   | ATMS/ITS Improvements      | CST underway   |
| 404A           | US 19 (SR 55) from 49 <sup>th</sup> St N to 126 <sup>th</sup> Ave N  | ATMS/ITS Improvements      | CST underway   |
| *984A          | Friendship Trail Bridge  | Demolition                 | Demolition Deferred from 2014/15 to 2015/16                        |
| 1030A          | Belcher Rd from Druid Rd to Park Blvd N  | ATMS Improvements          | CST 2015/16  |
| 1473A          | US 19 (SR 55) ATMS/ITS from E Tarpon Ave to Pinellas/Pasco County Line   | ATMS/ITS Improvements      | CST underway   |
| 186A           | Pinellas/Progress Energy Trail Extension from Enterprise Rd/ US 19 (SR 55) to NE Coachman Rd (SR 590) on the Progress Energy Florida, Inc. right-of-way  | Shared Use Bike Path/Trail | CST 2015/16  |
| *2155A         | Starkey Rd from Tyrone Blvd to Gulf-to-Bay Blvd (SR 60)  | ATMS/ITS Improvements      | Moved out of the work program                                      |
| 2156A          | Keene Rd (CR 1) from Gulf-to-Bay Blvd (SR 60) to Alderman Rd   | ATMS/ITS Improvements      | CST Advanced from 2016/17 to 2015/16                               |
| *2157A         | 113 <sup>th</sup> St N from 54 <sup>th</sup> Ave N to West Bay Dr  | ATMS/ITS Improvements      | Moved out of the work program                                      |
| 2597A          | Alt US 19 (SR 595) N from SR 60 to Pasco County Line   | ATMS Improvements          | CST added 2016/17  |
| 2598A          | Alt US 19 (SR 595) S from SR 60 to 34 <sup>th</sup> St N   | ATMS Improvements          | CST added 2017/18  |

**SUMMARY TABLE OF  
INTELLIGENT TRANSPORTATION SYSTEM (ITS) AND  
TRAIL PROJECTS IN THE FY 2015/16 – 2020/21 PINELLAS COUNTY  
CAPITAL IMPROVEMENT PROGRAM**

| PROJECT<br>NUMBER | LOCATION   | PROJECT<br>DESCRIPTION | STATUS            |
|-------------------|--|------------------------|-------------------|
|                   |  |                        |                   |
| *2599A            | Downtown St. Petersburg ATMS   | ATMS Improvements      | CST added 2017/18 |
| 2600A             | 49 <sup>th</sup> St N from 46 <sup>th</sup> Ave N to Gulf-to-Bay Blvd (SR 60)                | ATMS Improvements      | CST added 2019/20 |
| *2601A            | ATMS (Phase 3) Expansion   | ATMS Improvements      | PE added 2016/17  |
| 1031A             | Gulf Blvd from Belleair Beach Causeway (SR 686) to S of 35 <sup>th</sup> Ave/Pinellas Bayway | ATMS Improvements      | CST 2015/16       |

\* Project is not mapped on Pinellas County 6 Year Work Program maps

**Notes:**

- 1) CST = Construction; PE = Preliminary Engineering; ATMS = Arterial Traffic Management Systems ITS = Intelligent Transportation Systems
- 2) Shaded projects indicate changes in the FY 2014/15 – 2019/20 Pinellas County Capital Improvement Program (CIP) compared to the adopted FY 2013/14 – 2018/19 CIP. The status column summarizes the changes.
- 3) This project summary table does not include projects such as drainage work, railroad crossings and routine maintenance and repairs.

Pinellas County Capital Improvement Program  
Project Budget Detail Report

August 24, 2015

Page 276 of 387

Parameters: Budget Type Code: Planning Fund Type: All

| Current Year Estimate  |                              |                |                          |               |                                  |   |   |   |   |   |   |           |
|--|------------------------------|----------------|--------------------------|---------------|----------------------------------|---|---|---|---|---|---|-----------|
| 2015   |                              |                |                          |               |                                  |   |   |   |   |   |   |           |
| 2016   |                              |                |                          |               |                                  |   |   |   |   |   |   |           |
| 2017   |                              |                |                          |               |                                  |   |   |   |   |   |   |           |
| 2018   |                              |                |                          |               |                                  |   |   |   |   |   |   |           |
| 2019   |                              |                |                          |               |                                  |   |   |   |   |   |   |           |
| 2020   |                              |                |                          |               |                                  |   |   |   |   |   |   |           |
| 2021   |                              |                |                          |               |                                  |   |   |   |   |   |   |           |
| 2022   |                              |                |                          |               |                                  |   |   |   |   |   |   |           |
| 2023   |                              |                |                          |               |                                  |   |   |   |   |   |   |           |
| 2024   |                              |                |                          |               |                                  |   |   |   |   |   |   |           |
| 2025   |                              |                |                          |               |                                  |   |   |   |   |   |   |           |
| Total  |                              |                |                          |               |                                  |   |   |   |   |   |   |           |
| Function: Transportation   |                              |                |                          |               |                                  |   |   |   |   |   |   |           |
| Activity: Airports   |                              |                |                          |               |                                  |   |   |   |   |   |   |           |
| Project: 000023A 1205 Airfield Drainage Rehabilitation Airport   |                              |                |                          |               |                                  |   |   |   |   |   |   |           |
| Fund: 4001   | Airport Rev & Op             | Center: 422010 | Airport Capital Projects | Program: 2049 | Airport Capital Projects Program |   |   |   |   |   |   |           |
| 030.31   | Other Construct PFC          | 510,250        | 500,000                  | 0             | 0                                | 0 | 0 | 0 | 0 | 0 | 0 | 1,010,250 |
| Project Total for : Fund: 4001 Airport Rev & Op Center: 422010 Airport Capital Projects Program: 2049 Airport Capital Projects Program |                              |                |                          |               |                                  |   |   |   |   |   |   |           |
|  |                              | 510,250        | 500,000                  | 0             | 0                                | 0 | 0 | 0 | 0 | 0 | 0 | 1,010,250 |
| Total for Project: 000023A 1205 Airfield Drainage Rehabilitation Airport   |                              |                |                          |               |                                  |   |   |   |   |   |   |           |
|  |                              | 510,250        | 500,000                  | 0             | 0                                | 0 | 0 | 0 | 0 | 0 | 0 | 1,010,250 |
| Funding Source:  |                              |                |                          |               |                                  |   |   |   |   |   |   |           |
|  | Passenger Facilities Charges | 510,250        | 500,000                  | 0             | 0                                | 0 | 0 | 0 | 0 | 0 | 0 | 1,010,250 |
| Funding Total:   |                              |                |                          |               |                                  |   |   |   |   |   |   |           |
|  |                              | 510,250        | 500,000                  | 0             | 0                                | 0 | 0 | 0 | 0 | 0 | 0 | 1,010,250 |

Project Description: Design & construction of drainage improvements to the airfield portion of the Airport

Project Classifications:

|                        |                                   |
|------------------------|-----------------------------------|
| CIE Elements           | Transportation - Ports & Aviation |
| Location               | Airport                           |
| Originating Department | Airport                           |

Pinellas County Capital Improvement Program  
Project Budget Detail Report

August 24, 2015

Page 277 of 387

Parameters: Budget Type Code: Planning Fund Type: All

|  | Current<br>Year<br>Estimate<br>2015 | 2016 | 2017 | 2018 | 2019 | 2020 | 2021 | 2022 | 2023 | 2024 | 2025 | Total |
|--|-------------------------------------|------|------|------|------|------|------|------|------|------|------|-------|
|--|-------------------------------------|------|------|------|------|------|------|------|------|------|------|-------|

Function: Transportation  
Activity: Airports

Project: 000026A 2273 Taxiway Rehabilitation Phase 1

|   |                      |                |                             |                       |                                  |                      |   |   |   |   |   |            |
|---|----------------------|----------------|-----------------------------|-----------------------|----------------------------------|----------------------|---|---|---|---|---|------------|
| Fund: 4001  | Airport Rev & Op     | Center: 422010 | Airport Capital Projects    | Program: 2049         | Airport Capital Projects Program |                      |   |   |   |   |   |            |
| 030.21  | Runwy&Taxi Const PFC | 725,190        | 483,460                     | 0                     | 0                                | 0                    | 0                                       | 0 | 0 | 0 | 0 | 1,208,650  |
| 030.5   | Runwy&Taxi Const-FAA | 8,702,250      | 5,801,500                   | 0                     | 0                                | 0                    | 0                                       | 0 | 0 | 0 | 0 | 14,503,750 |
| 030.8   | RunwyTaxi Const-FDOT | 241,730        | 161,150                     | 0                     | 0                                | 0                    | 0                                       | 0 | 0 | 0 | 0 | 402,880    |
| <b>Project Total for : Fund: 4001</b>                                 |                      |                | <b>Airport Rev &amp; Op</b> | <b>Center: 422010</b> | <b>Airport Capital Projects</b>  | <b>Program: 2049</b> | <b>Airport Capital Projects Program</b> |   |   |   |   |            |
|   |                      | 9,669,170      | 6,446,110                   | 0                     | 0                                | 0                    | 0                                       | 0 | 0 | 0 | 0 | 16,115,280 |
| <b>Total for Project: 000026A 2273 Taxiway Rehabilitation Phase 1</b> |                      |                |                             |                       |                                  |                      |   |   |   |   |   |            |
|   |                      | 9,669,170      | 6,446,110                   | 0                     | 0                                | 0                    | 0                                       | 0 | 0 | 0 | 0 | 16,115,280 |

|                              |  |           |           |   |   |   |   |   |   |   |   |            |
|------------------------------|--|-----------|-----------|---|---|---|---|---|---|---|---|------------|
| <b>Funding Source:</b>       |  |           |           |   |   |   |   |   |   |   |   |            |
| Grant - State                |  | 241,730   | 161,150   | 0 | 0 | 0 | 0 | 0 | 0 | 0 | 0 | 402,880    |
| Passenger Facilities Charges |  | 725,190   | 483,460   | 0 | 0 | 0 | 0 | 0 | 0 | 0 | 0 | 1,208,650  |
| Grant - Federal              |  | 8,702,250 | 5,801,500 | 0 | 0 | 0 | 0 | 0 | 0 | 0 | 0 | 14,503,750 |
| <b>Funding Total:</b>        |  | 9,669,170 | 6,446,110 | 0 | 0 | 0 | 0 | 0 | 0 | 0 | 0 | 16,115,280 |

Project Description: Design and construction costs for the pavement rehabilitation of taxiways.

Project Classifications:

|                        |                                   |
|------------------------|-----------------------------------|
| CIE Elements           | Transportation - Ports & Aviation |
| Location               | Airport                           |
| Originating Department | Airport                           |



Pinellas County Capital Improvement Program  
Project Budget Detail Report

August 24, 2015

Page 278 of 387

Parameters: Budget Type Code: Planning Fund Type: All

| Current Year Estimate  |                      |                |                          |               |                                  |      |      |      |      |      |      |           |
|--|----------------------|----------------|--------------------------|---------------|----------------------------------|------|------|------|------|------|------|-----------|
|  | 2015                 | 2016           | 2017                     | 2018          | 2019                             | 2020 | 2021 | 2022 | 2023 | 2024 | 2025 | Total     |
| Function: Transportation   |                      |                |                          |               |                                  |      |      |      |      |      |      |           |
| Activity: Airports   |                      |                |                          |               |                                  |      |      |      |      |      |      |           |
| Project: 000029A 2132 Terminal Ramp Rehabilitation Airport   |                      |                |                          |               |                                  |      |      |      |      |      |      |           |
| Fund: 4001   | Airport Rev & Op     | Center: 422010 | Airport Capital Projects | Program: 2049 | Airport Capital Projects Program |      |      |      |      |      |      |           |
| 030.31   | Other Const PFC      | 30,000         | 440,760                  | 0             | 0                                | 0    | 0    | 0    | 0    | 0    | 0    | 470,760   |
| 030.6  | Other Construct-FAA  | 540,000        | 5,316,840                | 0             | 0                                | 0    | 0    | 0    | 0    | 0    | 0    | 5,856,840 |
| 030.9  | Other Construct-FDOT | 30,000         | 150,000                  | 0             | 0                                | 0    | 0    | 0    | 0    | 0    | 0    | 180,000   |
| Project Total for : Fund: 4001 Airport Rev & Op Center: 422010 Airport Capital Projects Program: 2049 Airport Capital Projects Program |                      |                |                          |               |                                  |      |      |      |      |      |      |           |
|  | 600,000              | 5,907,600      | 0                        | 0             | 0                                | 0    | 0    | 0    | 0    | 0    | 0    | 6,507,600 |
| Total for Project: 000029A 2132 Terminal Ramp Rehabilitation Airport   |                      |                |                          |               |                                  |      |      |      |      |      |      |           |
|  | 600,000              | 5,907,600      | 0                        | 0             | 0                                | 0    | 0    | 0    | 0    | 0    | 0    | 6,507,600 |
| Funding Source:  |                      |                |                          |               |                                  |      |      |      |      |      |      |           |
| Grant - State  |                      | 30,000         | 150,000                  | 0             | 0                                | 0    | 0    | 0    | 0    | 0    | 0    | 180,000   |
| Passenger Facilities Charges   |                      | 30,000         | 440,760                  | 0             | 0                                | 0    | 0    | 0    | 0    | 0    | 0    | 470,760   |
| Grant - Federal  |                      | 540,000        | 5,316,840                | 0             | 0                                | 0    | 0    | 0    | 0    | 0    | 0    | 5,856,840 |
| Funding Total:   |                      |                |                          |               |                                  |      |      |      |      |      |      |           |
|  |                      | 600,000        | 5,907,600                | 0             | 0                                | 0    | 0    | 0    | 0    | 0    | 0    | 6,507,600 |

Project Description: Design and construction for the rehabilitation of the pavement surfaces of the Terminal aircraft parking apron.

Project Classifications:

CIE Elements Transportation - Ports & Aviation  
Location Airport  
Originating Department Airport

Pinellas County Capital Improvement Program  
Project Budget Detail Report

August 24, 2015

Page 279 of 387

Parameters: Budget Type Code: Planning Fund Type: All

|   |                     | Current<br>Year<br>Estimate | 2015                     | 2016                            | 2017                 | 2018                                    | 2019                             | 2020 | 2021 | 2022 | 2023 | 2024 | 2025 | Total     |
|---|---------------------|-----------------------------|--------------------------|---------------------------------|----------------------|---|----------------------------------|------|------|------|------|------|------|-----------|
| <b>Function: Transportation</b>                                 |                     |                             |                          |                                 |                      |   |                                  |      |      |      |      |      |      |           |
| <b>Activity: Airports</b>                                       |                     |                             |                          |                                 |                      |   |                                  |      |      |      |      |      |      |           |
| <b>Project: 000031A 2134 New Maintenance Facility</b>           |                     |                             |                          |                                 |                      |   |                                  |      |      |      |      |      |      |           |
| Fund: 4001  | Airport Rev & Op    | Center: 422010              | Airport Capital Projects |                                 | Program: 2049        |   | Airport Capital Projects Program |      |      |      |      |      |      |           |
| 030.1   | Bldg Construct-Apt  | 0                           | 375,000                  | 375,000                         | 0                    | 0                                       | 0                                | 0    | 0    | 0    | 0    | 0    | 0    | 750,000   |
| 030.7   | Bldg Construct-FDOT | 0                           | 375,000                  | 375,000                         | 0                    | 0                                       | 0                                | 0    | 0    | 0    | 0    | 0    | 0    | 750,000   |
| <b>Project Total for : Fund: 4001 Airport Rev &amp; Op</b>      |                     |                             | <b>Center: 422010</b>    | <b>Airport Capital Projects</b> | <b>Program: 2049</b> | <b>Airport Capital Projects Program</b> |                                  |      |      |      |      |      |      |           |
|   |                     |                             | 0                        | 750,000                         | 750,000              | 0                                       | 0                                | 0    | 0    | 0    | 0    | 0    | 0    | 1,500,000 |
| <b>Total for Project: 000031A 2134 New Maintenance Facility</b> |                     |                             | 0                        | 750,000                         | 750,000              | 0                                       | 0                                | 0    | 0    | 0    | 0    | 0    | 0    | 1,500,000 |
| <b>Funding Source:</b>  |                     |                             |                          |                                 |                      |   |                                  |      |      |      |      |      |      |           |
| Grant - State   |                     |                             | 0                        | 375,000                         | 375,000              | 0                                       | 0                                | 0    | 0    | 0    | 0    | 0    | 0    | 750,000   |
| Airport Funds   |                     |                             | 0                        | 375,000                         | 375,000              | 0                                       | 0                                | 0    | 0    | 0    | 0    | 0    | 0    | 750,000   |
| <b>Funding Total:</b>   |                     |                             | 0                        | 750,000                         | 750,000              | 0                                       | 0                                | 0    | 0    | 0    | 0    | 0    | 0    | 1,500,000 |

**Project Description:** Construction of a new airport maintenance facility to replace the current facility that is more than 50 years old

**Project Classifications:**

|                        |                                   |
|------------------------|-----------------------------------|
| CIE Elements           | Transportation - Ports & Aviation |
| Location               | Airport                           |
| Originating Department | Airport                           |

Pinellas County Capital Improvement Program  
Project Budget Detail Report

August 24, 2015

Page 280 of 387

Parameters: Budget Type Code: Planning Fund Type: All

|   |                              | Current<br>Year<br>Estimate<br>2015 | 2016                     | 2017                     | 2018          | 2019          | 2020                             | 2021 | 2022 | 2023 | 2024 | 2025 | Total     |
|---|------------------------------|-------------------------------------|--------------------------|--------------------------|---------------|---------------|----------------------------------|------|------|------|------|------|-----------|
| <b>Function: Transportation</b>                                 |                              |                                     |                          |                          |               |               |                                  |      |      |      |      |      |           |
| <b>Activity: Airports</b>                                       |                              |                                     |                          |                          |               |               |                                  |      |      |      |      |      |           |
| <b>Project: 000032A 925 Runway Conversion Airport</b>           |                              |                                     |                          |                          |               |               |                                  |      |      |      |      |      |           |
| Fund: 4001  | Airport Rev & Op             | Center: 422010                      | Airport Capital Projects |                          | Program: 2049 |               | Airport Capital Projects Program |      |      |      |      |      |           |
| 030.21  | Runwy&Taxi                   | 0                                   | 0                        | 0                        | 0             | 720,000       | 0                                | 0    | 0    | 0    | 0    | 0    | 720,000   |
|   | Const-PFC                    |                                     |                          |                          |               |               |                                  |      |      |      |      |      |           |
| 030.5   | Runwy&Taxi                   | 0                                   | 0                        | 0                        | 0             | 4,000,000     | 0                                | 0    | 0    | 0    | 0    | 0    | 4,000,000 |
|   | Const-FAA                    |                                     |                          |                          |               |               |                                  |      |      |      |      |      |           |
| 030.8   | RunwyTaxi                    | 0                                   | 0                        | 0                        | 0             | 720,000       | 0                                | 0    | 0    | 0    | 0    | 0    | 720,000   |
|   | Const-FDOT                   |                                     |                          |                          |               |               |                                  |      |      |      |      |      |           |
| <b>Project Total for : Fund: 4001 Airport Rev &amp; Op</b>      |                              |                                     | Center: 422010           | Airport Capital Projects |               | Program: 2049 | Airport Capital Projects Program |      |      |      |      |      |           |
|   |                              | 0                                   | 0                        | 0                        | 0             | 5,440,000     | 0                                | 0    | 0    | 0    | 0    | 0    | 5,440,000 |
| <b>Total for Project: 000032A 925 Runway Conversion Airport</b> |                              |                                     | 0                        | 0                        | 0             | 0             | 5,440,000                        | 0    | 0    | 0    | 0    | 0    | 5,440,000 |
| <b>Funding Source:</b>  |                              |                                     |                          |                          |               |               |                                  |      |      |      |      |      |           |
|   | Grant - State                | 0                                   | 0                        | 0                        | 0             | 720,000       | 0                                | 0    | 0    | 0    | 0    | 0    | 720,000   |
|   | Passenger Facilities Charges | 0                                   | 0                        | 0                        | 0             | 720,000       | 0                                | 0    | 0    | 0    | 0    | 0    | 720,000   |
|   | Grant - Federal              | 0                                   | 0                        | 0                        | 0             | 4,000,000     | 0                                | 0    | 0    | 0    | 0    | 0    | 4,000,000 |
| <b>Funding Total:</b>   |                              | 0                                   | 0                        | 0                        | 0             | 5,440,000     | 0                                | 0    | 0    | 0    | 0    | 0    | 5,440,000 |

Project Description: Design and construction costs for the conversion of Runway 9-27 to a taxiway

Project Classifications:

|                        |                                   |
|------------------------|-----------------------------------|
| CIE Elements           | Transportation - Ports & Aviation |
| Location               | Airport                           |
| Originating Department | Airport                           |

Pinellas County Capital Improvement Program  
Project Budget Detail Report

August 24, 2015

Page 281 of 387

Parameters: Budget Type Code: Planning Fund Type: All

|   |                              | Current<br>Year<br>Estimate | 2015                     | 2016                            | 2017          | 2018                 | 2019                             | 2020                                    | 2021 | 2022 | 2023 | 2024      | 2025      | Total     |
|---|------------------------------|-----------------------------|--------------------------|---------------------------------|---------------|----------------------|----------------------------------|---|------|------|------|-----------|-----------|-----------|
| <b>Function: Transportation</b>   |                              |                             |                          |                                 |               |                      |                                  |   |      |      |      |           |           |           |
| <b>Activity: Airports</b>   |                              |                             |                          |                                 |               |                      |                                  |   |      |      |      |           |           |           |
| <b>Project: 000033A 1206 Cargo Apron Construction Airport</b>           |                              |                             |                          |                                 |               |                      |                                  |   |      |      |      |           |           |           |
| Fund: 4001  | Airport Rev & Op             | Center: 422010              | Airport Capital Projects |                                 | Program: 2049 |                      | Airport Capital Projects Program |   |      |      |      |           |           |           |
| 030.11  | BldCons-PrivContrib          | 0                           | 0                        | 0                               | 0             | 0                    | 0                                | 0                                       | 0    | 0    | 0    | 1,550,000 | 1,550,000 | 3,100,000 |
| 030.31  | Other Construct-PFC          | 0                           | 0                        | 0                               | 0             | 0                    | 0                                | 0                                       | 0    | 0    | 0    | 225,000   | 225,000   | 450,000   |
| 030.6   | Other Construct-FAA          | 0                           | 0                        | 0                               | 0             | 0                    | 0                                | 0                                       | 0    | 0    | 0    | 2,500,000 | 2,500,000 | 5,000,000 |
| 030.9   | Other Construct-FDOT         | 0                           | 0                        | 0                               | 0             | 0                    | 0                                | 0                                       | 0    | 0    | 0    | 225,000   | 225,000   | 450,000   |
| <b>Project Total for : Fund: 4001 Airport Rev &amp; Op</b>              |                              |                             | <b>Center: 422010</b>    | <b>Airport Capital Projects</b> |               | <b>Program: 2049</b> |                                  | <b>Airport Capital Projects Program</b> |      |      |      |           |           |           |
|   |                              | 0                           | 0                        | 0                               | 0             | 0                    | 0                                | 0                                       | 0    | 0    | 0    | 4,500,000 | 4,500,000 | 9,000,000 |
| <b>Total for Project: 000033A 1206 Cargo Apron Construction Airport</b> |                              |                             | 0                        | 0                               | 0             | 0                    | 0                                | 0                                       | 0    | 0    | 0    | 4,500,000 | 4,500,000 | 9,000,000 |
| <b>Funding Source:</b>  |                              |                             |                          |                                 |               |                      |                                  |   |      |      |      |           |           |           |
|   | Grant - State                | 0                           | 0                        | 0                               | 0             | 0                    | 0                                | 0                                       | 0    | 0    | 0    | 225,000   | 225,000   | 450,000   |
|   | Private Contribution         | 0                           | 0                        | 0                               | 0             | 0                    | 0                                | 0                                       | 0    | 0    | 0    | 1,550,000 | 1,550,000 | 3,100,000 |
|   | Passenger Facilities Charges | 0                           | 0                        | 0                               | 0             | 0                    | 0                                | 0                                       | 0    | 0    | 0    | 225,000   | 225,000   | 450,000   |
|   | Grant - Federal              | 0                           | 0                        | 0                               | 0             | 0                    | 0                                | 0                                       | 0    | 0    | 0    | 2,500,000 | 2,500,000 | 5,000,000 |
| <b>Funding Total:</b>   |                              |                             | 0                        | 0                               | 0             | 0                    | 0                                | 0                                       | 0    | 0    | 0    | 4,500,000 | 4,500,000 | 9,000,000 |

Project Description: Design and construction costs for a new apron for cargo airlines

Project Classifications:

CIE Elements Transportation - Ports & Aviation  
Location Airport  
Originating Department Airport

Pinellas County Capital Improvement Program  
Project Budget Detail Report

August 24, 2015

Page 282 of 387

Parameters: Budget Type Code: Planning Fund Type: All

|  | Current<br>Year<br>Estimate<br>2015 | 2016 | 2017 | 2018 | 2019 | 2020 | 2021 | 2022 | 2023 | 2024 | 2025 | Total |
|--|-------------------------------------|------|------|------|------|------|------|------|------|------|------|-------|
|--|-------------------------------------|------|------|------|------|------|------|------|------|------|------|-------|

Function: Transportation  
Activity: Airports

Project: 000034A 2133 Construct New GA Taxiways and Roads Airport

|   |                  |                |                          |               |                                  |   |   |   |   |   |   |           |
|---|------------------|----------------|--------------------------|---------------|----------------------------------|---|---|---|---|---|---|-----------|
| Fund: 4001  | Airport Rev & Op | Center: 422010 | Airport Capital Projects | Program: 2049 | Airport Capital Projects Program |   |   |   |   |   |   |           |
| 030.2   | Runwy&Taxi       | 0              | 0                        | 50,000        | 150,000                          | 0 | 0 | 0 | 0 | 0 | 0 | 200,000   |
|   | Const-Apt        |                |                          |               |                                  |   |   |   |   |   |   |           |
| 030.5   | Runwy&Taxi       | 0              | 0                        | 900,000       | 2,700,000                        | 0 | 0 | 0 | 0 | 0 | 0 | 3,600,000 |
|   | Const-FAA        |                |                          |               |                                  |   |   |   |   |   |   |           |
| 030.8   | RunwyTaxi        | 0              | 0                        | 50,000        | 150,000                          | 0 | 0 | 0 | 0 | 0 | 0 | 200,000   |
|   | Const-FDOT       |                |                          |               |                                  |   |   |   |   |   |   |           |
| <b>Project Total for : Fund: 4001 Airport Rev &amp; Op Center: 422010 Airport Capital Projects Program: 2049 Airport Capital Projects Program</b> |                  |                |                          |               |                                  |   |   |   |   |   |   |           |
|   | 0                | 0              | 1,000,000                | 3,000,000     | 0                                | 0 | 0 | 0 | 0 | 0 | 0 | 4,000,000 |
| <b>Total for Project: 000034A 2133 Construct New GA Taxiways and Roads Airport</b>  |                  |                |                          |               |                                  |   |   |   |   |   |   |           |
|   | 0                | 0              | 1,000,000                | 3,000,000     | 0                                | 0 | 0 | 0 | 0 | 0 | 0 | 4,000,000 |
| <b>Funding Source:</b>  |                  |                |                          |               |                                  |   |   |   |   |   |   |           |
|   | Grant - State    | 0              | 0                        | 50,000        | 150,000                          | 0 | 0 | 0 | 0 | 0 | 0 | 200,000   |
|   | Airport Funds    | 0              | 0                        | 50,000        | 150,000                          | 0 | 0 | 0 | 0 | 0 | 0 | 200,000   |
|   | Grant - Federal  | 0              | 0                        | 900,000       | 2,700,000                        | 0 | 0 | 0 | 0 | 0 | 0 | 3,600,000 |
| <b>Funding Total:</b>   |                  |                |                          |               |                                  |   |   |   |   |   |   |           |
|   | 0                | 0              | 1,000,000                | 3,000,000     | 0                                | 0 | 0 | 0 | 0 | 0 | 0 | 4,000,000 |

Project Description: Design and construction for the new general aviation taxiways and ramps for the AIRCO parcel.

Project Classifications:

CIE Elements Transportation - Ports & Aviation  
Location Airport  
Originating Department Airport

Pinellas County Capital Improvement Program  
Project Budget Detail Report

August 24, 2015

Page 283 of 387

Parameters: Budget Type Code: Planning Fund Type: All

| Current Year Estimate |      |      |      |      |      |      |      |      |      |      |       |  |
|-----------------------|------|------|------|------|------|------|------|------|------|------|-------|--|
| 2015                  | 2016 | 2017 | 2018 | 2019 | 2020 | 2021 | 2022 | 2023 | 2024 | 2025 | Total |  |

Function: Transportation  
Activity: Airports

Project: 000035A 2020 Runway 18/36 Rehabilitation Airport

|   |                  |                |                          |               |                                  |   |   |   |   |   |   |           |
|---|------------------|----------------|--------------------------|---------------|----------------------------------|---|---|---|---|---|---|-----------|
| Fund: 4001  | Airport Rev & Op | Center: 422010 | Airport Capital Projects | Program: 2049 | Airport Capital Projects Program |   |   |   |   |   |   |           |
| 030.21  | Runwy&Taxi       | 0              | 0                        | 0             | 300,000                          | 0 | 0 | 0 | 0 | 0 | 0 | 300,000   |
|   | Const-PFC        |                |                          |               |                                  |   |   |   |   |   |   |           |
| 030.5   | Runwy&Taxi       | 0              | 0                        | 0             | 5,400,000                        | 0 | 0 | 0 | 0 | 0 | 0 | 5,400,000 |
|   | Const-FAA        |                |                          |               |                                  |   |   |   |   |   |   |           |
| 030.8   | RunwyTaxi        | 0              | 0                        | 0             | 300,000                          | 0 | 0 | 0 | 0 | 0 | 0 | 300,000   |
|   | Const-FDOT       |                |                          |               |                                  |   |   |   |   |   |   |           |
| <b>Project Total for : Fund: 4001 Airport Rev &amp; Op Center: 422010 Airport Capital Projects Program: 2049 Airport Capital Projects Program</b> |                  |                |                          |               |                                  |   |   |   |   |   |   |           |
|   | 0                | 0              | 0                        | 6,000,000     | 0                                | 0 | 0 | 0 | 0 | 0 | 0 | 6,000,000 |
| <b>Total for Project: 000035A 2020 Runway 18/36 Rehabilitation Airport</b>  |                  |                |                          |               |                                  |   |   |   |   |   |   |           |
|   | 0                | 0              | 0                        | 6,000,000     | 0                                | 0 | 0 | 0 | 0 | 0 | 0 | 6,000,000 |

Funding Source:

|                              |   |   |   |           |   |   |   |   |   |   |   |           |
|------------------------------|---|---|---|-----------|---|---|---|---|---|---|---|-----------|
| Grant - State                | 0 | 0 | 0 | 300,000   | 0 | 0 | 0 | 0 | 0 | 0 | 0 | 300,000   |
| Passenger Facilities Charges | 0 | 0 | 0 | 300,000   | 0 | 0 | 0 | 0 | 0 | 0 | 0 | 300,000   |
| Grant - Federal              | 0 | 0 | 0 | 5,400,000 | 0 | 0 | 0 | 0 | 0 | 0 | 0 | 5,400,000 |
| Funding Total:               | 0 | 0 | 0 | 6,000,000 | 0 | 0 | 0 | 0 | 0 | 0 | 0 | 6,000,000 |

Project Description: Design & construction costs for the pavement rehabilitation of the airport's air carrier runway

Project Classifications:

|                        |                                   |
|------------------------|-----------------------------------|
| CIE Elements           | Transportation - Ports & Aviation |
| Location               | Airport                           |
| Originating Department | Airport                           |

Pinellas County Capital Improvement Program  
Project Budget Detail Report

August 24, 2015

Page 284 of 387

Parameters: Budget Type Code: Planning Fund Type: All

|   |                         | Current<br>Year<br>Estimate<br>2015 | 2016                     | 2017                            | 2018                 | 2019                                    | 2020                             | 2021 | 2022 | 2023 | 2024 | 2025 | Total     |
|---|-------------------------|-------------------------------------|--------------------------|---------------------------------|----------------------|---|----------------------------------|------|------|------|------|------|-----------|
| <b>Function: Transportation</b>   |                         |                                     |                          |                                 |                      |   |                                  |      |      |      |      |      |           |
| <b>Activity: Airports</b>   |                         |                                     |                          |                                 |                      |   |                                  |      |      |      |      |      |           |
| <b>Project: 000036A 2274Taxiway Rehabilitation - Phase II</b>           |                         |                                     |                          |                                 |                      |   |                                  |      |      |      |      |      |           |
| Fund: 4001  | Airport Rev & Op        | Center: 422010                      | Airport Capital Projects |                                 | Program: 2049        |   | Airport Capital Projects Program |      |      |      |      |      |           |
| 020.21  | Runwy&Taxi Des.<br>PFC  | 16,582                              | 0                        | 0                               | 0                    | 0                                       | 0                                | 0    | 0    | 0    | 0    | 0    | 16,582    |
| 020.5   | Runwy&Taxi<br>DesignFAA | 298,476                             | 0                        | 0                               | 0                    | 0                                       | 0                                | 0    | 0    | 0    | 0    | 0    | 298,476   |
| 020.8   | RunwyTaxi<br>DesignFDOT | 16,582                              | 0                        | 0                               | 0                    | 0                                       | 0                                | 0    | 0    | 0    | 0    | 0    | 16,582    |
| 030.21  | Runwy&Taxi<br>Const-PFC | 0                                   | 81,250                   | 256,750                         | 0                    | 0                                       | 0                                | 0    | 0    | 0    | 0    | 0    | 338,000   |
| 030.5   | Runwy&Taxi<br>Const-FAA | 0                                   | 1,462,500                | 4,621,500                       | 0                    | 0                                       | 0                                | 0    | 0    | 0    | 0    | 0    | 6,084,000 |
| 030.8   | RunwyTaxi<br>Const-FDOT | 0                                   | 81,250                   | 256,750                         | 0                    | 0                                       | 0                                | 0    | 0    | 0    | 0    | 0    | 338,000   |
| <b>Project Total for : Fund: 4001</b>                                   |                         | <b>Airport Rev &amp; Op</b>         | <b>Center: 422010</b>    | <b>Airport Capital Projects</b> | <b>Program: 2049</b> | <b>Airport Capital Projects Program</b> |                                  |      |      |      |      |      |           |
|   |                         | 331,640                             | 1,625,000                | 5,135,000                       | 0                    | 0                                       | 0                                | 0    | 0    | 0    | 0    | 0    | 7,091,640 |
| <b>Total for Project: 000036A 2274Taxiway Rehabilitation - Phase II</b> |                         | 331,640                             | 1,625,000                | 5,135,000                       | 0                    | 0                                       | 0                                | 0    | 0    | 0    | 0    | 0    | 7,091,640 |
| <b>Funding Source:</b>  |                         |                                     |                          |                                 |                      |   |                                  |      |      |      |      |      |           |
| Grant - State   |                         | 16,582                              | 81,250                   | 256,750                         | 0                    | 0                                       | 0                                | 0    | 0    | 0    | 0    | 0    | 354,582   |
| Passenger Facilities Charges  |                         | 16,582                              | 81,250                   | 256,750                         | 0                    | 0                                       | 0                                | 0    | 0    | 0    | 0    | 0    | 354,582   |
| Grant - Federal   |                         | 298,476                             | 1,462,500                | 4,621,500                       | 0                    | 0                                       | 0                                | 0    | 0    | 0    | 0    | 0    | 6,382,476 |
| <b>Funding Total:</b>   |                         | 331,640                             | 1,625,000                | 5,135,000                       | 0                    | 0                                       | 0                                | 0    | 0    | 0    | 0    | 0    | 7,091,640 |

**Project Description:** Design and construction costs for the pavement rehabilitation of taxiway M and also includes rehabilitation of taxiways D,B,C,L,G,&J

**Project Classifications:**

CIE Elements                      Transportation - Ports & Aviation  
Location                            Airport  
Originating Department        Airport

Pinellas County Capital Improvement Program  
Project Budget Detail Report

Parameters: Budget Type Code: Planning Fund Type: All

| Current<br>Year<br>Estimate<br>2015 | 2016 | 2017 | 2018 | 2019 | 2020 | 2021 | 2022 | 2023 | 2024 | 2025 | Total |
|-------------------------------------|------|------|------|------|------|------|------|------|------|------|-------|
|-------------------------------------|------|------|------|------|------|------|------|------|------|------|-------|



Pinellas County Capital Improvement Program  
Project Budget Detail Report

August 24, 2015

Page 286 of 387

Parameters: Budget Type Code: Planning Fund Type: All

| Current Year Estimate |      |      |      |      |      |      |      |      |      |      |       |  |
|-----------------------|------|------|------|------|------|------|------|------|------|------|-------|--|
| 2015                  | 2016 | 2017 | 2018 | 2019 | 2020 | 2021 | 2022 | 2023 | 2024 | 2025 | Total |  |

Function: Transportation  
Activity: Airports

Project: 000037A Acquire Airport Rescue and Fire-Fighting Vehicles Airport

|                                       |                  |  |                          |                                 |                                  |   |   |   |   |   |   |         |
|---------------------------------------|------------------|--|--------------------------|---------------------------------|----------------------------------|---|---|---|---|---|---|---------|
| Fund: 4001                            | Airport Rev & Op | Center: 422010   | Airport Capital Projects | Program: 2049                   | Airport Capital Projects Program |   |   |   |   |   |   |         |
| 110.31                                | Other - Apt PFC  | 0  | 0                        | 80,000                          | 0                                | 0                                       | 0 | 0 | 0 | 0 | 0 | 80,000  |
| 110.6                                 | Other-FAA        | 0  | 0                        | 720,000                         | 0                                | 0                                       | 0 | 0 | 0 | 0 | 0 | 720,000 |
| <b>Project Total for : Fund: 4001</b> |                  | <b>Airport Rev &amp; Op</b>                                      | <b>Center: 422010</b>    | <b>Airport Capital Projects</b> | <b>Program: 2049</b>             | <b>Airport Capital Projects Program</b> |   |   |   |   |   |         |
|                                       |                  | 0  | 0                        | 800,000                         | 0                                | 0                                       | 0 | 0 | 0 | 0 | 0 | 800,000 |
| <b>Total for Project: 000037A</b>     |                  | <b>Acquire Airport Rescue and Fire-Fighting Vehicles Airport</b> |                          |                                 |                                  |   |   |   |   |   |   |         |
|                                       |                  | 0  | 0                        | 800,000                         | 0                                | 0                                       | 0 | 0 | 0 | 0 | 0 | 800,000 |
| <b>Funding Source:</b>                |                  |  |                          |                                 |                                  |   |   |   |   |   |   |         |
| Passenger Facilities Charges          |                  | 0  | 0                        | 80,000                          | 0                                | 0                                       | 0 | 0 | 0 | 0 | 0 | 80,000  |
| Grant - Federal                       |                  | 0  | 0                        | 720,000                         | 0                                | 0                                       | 0 | 0 | 0 | 0 | 0 | 720,000 |
| <b>Funding Total:</b>                 |                  | 0  | 0                        | 800,000                         | 0                                | 0                                       | 0 | 0 | 0 | 0 | 0 | 800,000 |

Project Description: Replacement of Airport Rescue and Fire Fighting Vehicles for the Airport

Project Classifications:

|                        |                                   |
|------------------------|-----------------------------------|
| CIE Elements           | Transportation - Ports & Aviation |
| Location               | Airport                           |
| Originating Department | Airport                           |

Pinellas County Capital Improvement Program  
Project Budget Detail Report

August 24, 2015

Page 287 of 387

Parameters: Budget Type Code: Planning Fund Type: All

| Current Year Estimate   |                     |                |                          |                                 |                      |   |      |      |      |      |      |           |
|---|---------------------|----------------|--------------------------|---------------------------------|----------------------|---|------|------|------|------|------|-----------|
|   | 2015                | 2016           | 2017                     | 2018                            | 2019                 | 2020                                    | 2021 | 2022 | 2023 | 2024 | 2025 | Total     |
| <b>Function: Transportation</b>   |                     |                |                          |                                 |                      |   |      |      |      |      |      |           |
| <b>Activity: Airports</b>   |                     |                |                          |                                 |                      |   |      |      |      |      |      |           |
| <b>Project: 000315A 2278 Terminal Improvements - Phase II</b>           |                     |                |                          |                                 |                      |   |      |      |      |      |      |           |
| Fund: 4001  | Airport Rev & Op    | Center: 422010 | Airport Capital Projects |                                 | Program: 2049        | Airport Capital Projects Program        |      |      |      |      |      |           |
| 030.1   | Bldg Construct-Apt  | 610,479        | 0                        | 0                               | 0                    | 0                                       | 0    | 0    | 0    | 0    | 0    | 610,479   |
| 030.11  | Bldg Construct-PFC  | 1,209,100      | 0                        | 0                               | 0                    | 0                                       | 0    | 0    | 0    | 0    | 0    | 1,209,100 |
| 030.7   | Bldg Construct-FDOT | 466,021        | 0                        | 0                               | 0                    | 0                                       | 0    | 0    | 0    | 0    | 0    | 466,021   |
| <b>Project Total for : Fund: 4001 Airport Rev &amp; Op</b>              |                     |                | <b>Center: 422010</b>    | <b>Airport Capital Projects</b> | <b>Program: 2049</b> | <b>Airport Capital Projects Program</b> |      |      |      |      |      |           |
|   |                     |                | 2,285,600                | 0                               | 0                    | 0                                       | 0    | 0    | 0    | 0    | 0    | 2,285,600 |
| <b>Total for Project: 000315A 2278 Terminal Improvements - Phase II</b> |                     |                | 2,285,600                | 0                               | 0                    | 0                                       | 0    | 0    | 0    | 0    | 0    | 2,285,600 |
| <b>Funding Source:</b>  |                     |                |                          |                                 |                      |   |      |      |      |      |      |           |
| Grant - State   |                     | 466,021        | 0                        | 0                               | 0                    | 0                                       | 0    | 0    | 0    | 0    | 0    | 466,021   |
| Airport Funds   |                     | 610,479        | 0                        | 0                               | 0                    | 0                                       | 0    | 0    | 0    | 0    | 0    | 610,479   |
| Passenger Facilities Charges  |                     | 1,209,100      | 0                        | 0                               | 0                    | 0                                       | 0    | 0    | 0    | 0    | 0    | 1,209,100 |
| <b>Funding Total:</b>   |                     | 2,285,600      | 0                        | 0                               | 0                    | 0                                       | 0    | 0    | 0    | 0    | 0    | 2,285,600 |

**Project Description:** Design and construction costs for the next phase of terminal renovations which include HVAC upgrades, fire alarm upgrades, baggage claim roof, bathroom renovations, passenger flight information and baggage information upgrades.

**Project Classifications:**  
CIE Elements                      Transportation - Ports & Aviation  
Location                            Airport  
Originating Department        Airport

Pinellas County Capital Improvement Program  
Project Budget Detail Report

August 24, 2015

Page 288 of 387

Parameters: Budget Type Code: Planning Fund Type: All

|  | Current<br>Year<br>Estimate<br>2015 | 2016 | 2017 | 2018 | 2019 | 2020 | 2021 | 2022 | 2023 | 2024 | 2025 | Total |
|--|-------------------------------------|------|------|------|------|------|------|------|------|------|------|-------|
|--|-------------------------------------|------|------|------|------|------|------|------|------|------|------|-------|

Function: Transportation  
Activity: Airports

Project: 000316A 2279 Terminal Generator Airport

|                                       |                  |  |                          |                                 |                                  |   |           |   |   |   |   |   |           |
|---------------------------------------|------------------|--|--------------------------|---------------------------------|----------------------------------|---|-----------|---|---|---|---|---|-----------|
| Fund: 4001                            | Airport Rev & Op | Center: 422010                         | Airport Capital Projects | Program: 2049                   | Airport Capital Projects Program |   |           |   |   |   |   |   |           |
| 110.11                                | Bldg Other-PFC   | 0                                      | 0                        | 0                               | 0                                | 0                                       | 75,000    | 0 | 0 | 0 | 0 | 0 | 75,000    |
| 110.4                                 | Bldg Other-FAA   | 0                                      | 0                        | 0                               | 0                                | 0                                       | 1,350,000 | 0 | 0 | 0 | 0 | 0 | 1,350,000 |
| 110.7                                 | Bldg Other-FDOT  | 0                                      | 0                        | 0                               | 0                                | 0                                       | 75,000    | 0 | 0 | 0 | 0 | 0 | 75,000    |
| <b>Project Total for : Fund: 4001</b> |                  | <b>Airport Rev &amp; Op</b>            | <b>Center: 422010</b>    | <b>Airport Capital Projects</b> | <b>Program: 2049</b>             | <b>Airport Capital Projects Program</b> |           |   |   |   |   |   |           |
|                                       |                  | 0                                      | 0                        | 0                               | 0                                | 0                                       | 1,500,000 | 0 | 0 | 0 | 0 | 0 | 1,500,000 |
| <b>Total for Project: 000316A</b>     |                  | <b>2279 Terminal Generator Airport</b> |                          |                                 |                                  |   |           |   |   |   |   |   |           |
|                                       |                  | 0                                      | 0                        | 0                               | 0                                | 0                                       | 1,500,000 | 0 | 0 | 0 | 0 | 0 | 1,500,000 |
| <b>Funding Source:</b>                |                  |  |                          |                                 |                                  |   |           |   |   |   |   |   |           |
| Grant - State                         |                  | 0                                      | 0                        | 0                               | 0                                | 0                                       | 75,000    | 0 | 0 | 0 | 0 | 0 | 75,000    |
| Passenger Facilities Charges          |                  | 0                                      | 0                        | 0                               | 0                                | 0                                       | 75,000    | 0 | 0 | 0 | 0 | 0 | 75,000    |
| Grant - Federal                       |                  | 0                                      | 0                        | 0                               | 0                                | 0                                       | 1,350,000 | 0 | 0 | 0 | 0 | 0 | 1,350,000 |
| <b>Funding Total:</b>                 |                  | 0                                      | 0                        | 0                               | 0                                | 0                                       | 1,500,000 | 0 | 0 | 0 | 0 | 0 | 1,500,000 |

Project Description: Design and construction costs for the installation of a new emergency standby generator for the terminal building

Project Classifications:

|                        |                                   |
|------------------------|-----------------------------------|
| CIE Elements           | Transportation - Ports & Aviation |
| Location               | Airport                           |
| Originating Department | Airport                           |

Pinellas County Capital Improvement Program  
Project Budget Detail Report

August 24, 2015

Page 289 of 387

Parameters: Budget Type Code: Planning Fund Type: All

| Current Year Estimate  |                              |                |                          |               |                                  |           |           |      |      |      |      |           |
|--|------------------------------|----------------|--------------------------|---------------|----------------------------------|-----------|-----------|------|------|------|------|-----------|
|  | 2015                         | 2016           | 2017                     | 2018          | 2019                             | 2020      | 2021      | 2022 | 2023 | 2024 | 2025 | Total     |
| Function: Transportation   |                              |                |                          |               |                                  |           |           |      |      |      |      |           |
| Activity: Airports   |                              |                |                          |               |                                  |           |           |      |      |      |      |           |
| Project: 000317A 2280 New T-Hangers Airport  |                              |                |                          |               |                                  |           |           |      |      |      |      |           |
| Fund: 4001   | Airport Rev & Op             | Center: 422010 | Airport Capital Projects | Program: 2049 | Airport Capital Projects Program |           |           |      |      |      |      |           |
| 030.11   | Bldg Const-PFC               | 0              | 0                        | 0             | 0                                | 0         | 100,000   | 0    | 0    | 0    | 0    | 100,000   |
| 030.12   | Bldg Const-Private           | 0              | 0                        | 0             | 0                                | 0         | 5,900,000 | 0    | 0    | 0    | 0    | 5,900,000 |
| 030.4  | Bldg Construct-FAA           | 0              | 0                        | 0             | 0                                | 0         | 1,000,000 | 0    | 0    | 0    | 0    | 1,000,000 |
| Project Total for : Fund: 4001 Airport Rev & Op Center: 422010 Airport Capital Projects Program: 2049 Airport Capital Projects Program |                              |                |                          |               |                                  |           |           |      |      |      |      |           |
|  | 0                            | 0              | 0                        | 0             | 0                                | 7,000,000 | 0         | 0    | 0    | 0    | 0    | 7,000,000 |
| Total for Project: 000317A 2280 New T-Hangers Airport  |                              |                |                          |               |                                  |           |           |      |      |      |      |           |
|  | 0                            | 0              | 0                        | 0             | 0                                | 7,000,000 | 0         | 0    | 0    | 0    | 0    | 7,000,000 |
| Funding Source:  |                              |                |                          |               |                                  |           |           |      |      |      |      |           |
|  | Private Contribution         | 0              | 0                        | 0             | 0                                | 0         | 5,900,000 | 0    | 0    | 0    | 0    | 5,900,000 |
|  | Passenger Facilities Charges | 0              | 0                        | 0             | 0                                | 0         | 100,000   | 0    | 0    | 0    | 0    | 100,000   |
|  | Grant - Federal              | 0              | 0                        | 0             | 0                                | 0         | 1,000,000 | 0    | 0    | 0    | 0    | 1,000,000 |
| Funding Total:   |                              |                |                          |               |                                  |           |           |      |      |      |      |           |
|  | 0                            | 0              | 0                        | 0             | 0                                | 7,000,000 | 0         | 0    | 0    | 0    | 0    | 7,000,000 |

Project Description: Design and construction costs for the construction of new general aviation aircraft t-hangars

Project Classifications:

CIE Elements Transportation - Ports & Aviation  
Location Airport  
Originating Department Airport

Pinellas County Capital Improvement Program  
Project Budget Detail Report

August 24, 2015

Page 290 of 387

Parameters: Budget Type Code: Planning Fund Type: All

|  | Current<br>Year<br>Estimate<br>2015 | 2016 | 2017 | 2018 | 2019 | 2020 | 2021 | 2022 | 2023 | 2024 | 2025 | Total |
|--|-------------------------------------|------|------|------|------|------|------|------|------|------|------|-------|
|--|-------------------------------------|------|------|------|------|------|------|------|------|------|------|-------|

Function: Transportation  
Activity: Airports

Project: 000321A 2276 Road & Pkg Lot Imprvmnts Airport

|                                       |                      |                |  |                       |                                  |                      |   |   |   |   |   |           |
|---------------------------------------|----------------------|----------------|--|-----------------------|----------------------------------|----------------------|---|---|---|---|---|-----------|
| Fund: 4001                            | Airport Rev & Op     | Center: 422010 | Airport Capital Projects                         | Program: 2049         | Airport Capital Projects Program |                      |   |   |   |   |   |           |
| 030.3                                 | Other Construct-Apt  | 750,000        | 315,000  | 0                     | 0                                | 0                    | 0                                       | 0 | 0 | 0 | 0 | 1,065,000 |
| 030.9                                 | Other Construct-FDOT | 750,000        | 315,000  | 0                     | 0                                | 0                    | 0                                       | 0 | 0 | 0 | 0 | 1,065,000 |
| <b>Project Total for : Fund: 4001</b> |                      |                | <b>Airport Rev &amp; Op</b>                      | <b>Center: 422010</b> | <b>Airport Capital Projects</b>  | <b>Program: 2049</b> | <b>Airport Capital Projects Program</b> |   |   |   |   |           |
|                                       |                      |                | 1,500,000  | 630,000               | 0                                | 0                    | 0                                       | 0 | 0 | 0 | 0 | 2,130,000 |
| <b>Total for Project: 000321A</b>     |                      |                | <b>2276 Road &amp; Pkg Lot Imprvmnts Airport</b> |                       |                                  |                      |   |   |   |   |   |           |
|                                       |                      |                | 1,500,000  | 630,000               | 0                                | 0                    | 0                                       | 0 | 0 | 0 | 0 | 2,130,000 |
| <b>Funding Source:</b>                |                      |                |  |                       |                                  |                      |   |   |   |   |   |           |
| Grant - State                         |                      | 750,000        | 315,000  | 0                     | 0                                | 0                    | 0                                       | 0 | 0 | 0 | 0 | 1,065,000 |
| Airport Funds                         |                      | 750,000        | 315,000  | 0                     | 0                                | 0                    | 0                                       | 0 | 0 | 0 | 0 | 1,065,000 |
| <b>Funding Total:</b>                 |                      | 1,500,000      | 630,000  | 0                     | 0                                | 0                    | 0                                       | 0 | 0 | 0 | 0 | 2,130,000 |

Project Description: Design and construction costs for the expansion of the Airport's remote parking lot

Project Classifications:

|                        |                                   |
|------------------------|-----------------------------------|
| CIE Elements           | Transportation - Ports & Aviation |
| Location               | Airport                           |
| Originating Department | Airport                           |

Pinellas County Capital Improvement Program  
Project Budget Detail Report

August 24, 2015  
Page 291 of 387

Parameters: Budget Type Code: Planning Fund Type: All

|  |                     | Current<br>Year<br>Estimate<br>2015 | 2016                     | 2017                            | 2018                 | 2019                                    | 2020                             | 2021 | 2022 | 2023 | 2024 | 2025 | Total     |
|--|---------------------|-------------------------------------|--------------------------|---------------------------------|----------------------|---|----------------------------------|------|------|------|------|------|-----------|
| <b>Function: Transportation</b>  |                     |                                     |                          |                                 |                      |   |                                  |      |      |      |      |      |           |
| <b>Activity: Airports</b>  |                     |                                     |                          |                                 |                      |   |                                  |      |      |      |      |      |           |
| <b>Project: 001063A Air Rescue and Fire Fighting (ARFF) Building</b>           |                     |                                     |                          |                                 |                      |   |                                  |      |      |      |      |      |           |
| Fund: 4001   | Airport Rev & Op    | Center: 422010                      | Airport Capital Projects |                                 | Program: 2049        |   | Airport Capital Projects Program |      |      |      |      |      |           |
| 030.11   | Bldg Construct PFC  | 0                                   | 0                        | 0                               | 0                    | 0                                       | 75,000                           | 0    | 0    | 0    | 0    | 0    | 75,000    |
| 030.4  | Bldg Construct FAA  | 0                                   | 0                        | 0                               | 0                    | 0                                       | 1,350,000                        | 0    | 0    | 0    | 0    | 0    | 1,350,000 |
| 030.7  | Bldg Construct FDOT | 0                                   | 0                        | 0                               | 0                    | 0                                       | 75,000                           | 0    | 0    | 0    | 0    | 0    | 75,000    |
| <b>Project Total for : Fund: 4001 Airport Rev &amp; Op</b>                     |                     |                                     | <b>Center: 422010</b>    | <b>Airport Capital Projects</b> | <b>Program: 2049</b> | <b>Airport Capital Projects Program</b> |                                  |      |      |      |      |      |           |
|  |                     |                                     | 0                        | 0                               | 0                    | 0                                       | 1,500,000                        | 0    | 0    | 0    | 0    | 0    | 1,500,000 |
| <b>Total for Project: 001063A Air Rescue and Fire Fighting (ARFF) Building</b> |                     |                                     | 0                        | 0                               | 0                    | 0                                       | 1,500,000                        | 0    | 0    | 0    | 0    | 0    | 1,500,000 |
| <b>Funding Source:</b>   |                     |                                     |                          |                                 |                      |   |                                  |      |      |      |      |      |           |
| Grant - State  |                     | 0                                   | 0                        | 0                               | 0                    | 0                                       | 75,000                           | 0    | 0    | 0    | 0    | 0    | 75,000    |
| Passenger Facilities Charges   |                     | 0                                   | 0                        | 0                               | 0                    | 0                                       | 75,000                           | 0    | 0    | 0    | 0    | 0    | 75,000    |
| Grant - Federal  |                     | 0                                   | 0                        | 0                               | 0                    | 0                                       | 1,350,000                        | 0    | 0    | 0    | 0    | 0    | 1,350,000 |
| <b>Funding Total:</b>  |                     | 0                                   | 0                        | 0                               | 0                    | 0                                       | 1,500,000                        | 0    | 0    | 0    | 0    | 0    | 1,500,000 |

Project Description: Design and construction costs for the construction of a new Air Rescue and Fire Fighting (ARFF) Building

Project Classifications:

|                        |                                   |
|------------------------|-----------------------------------|
| CIE Elements           | Transportation - Ports & Aviation |
| Location               | Airport                           |
| Originating Department | Airport                           |

Pinellas County Capital Improvement Program  
Project Budget Detail Report

August 24, 2015

Page 292 of 387

Parameters: Budget Type Code: Planning Fund Type: All

| Current Year Estimate |      |      |      |      |      |      |      |      |      |      |       |  |
|-----------------------|------|------|------|------|------|------|------|------|------|------|-------|--|
| 2015                  | 2016 | 2017 | 2018 | 2019 | 2020 | 2021 | 2022 | 2023 | 2024 | 2025 | Total |  |

Function: Transportation  
Activity: Airports

Project: 001064A Relocate Airfield Electric Vault

|  |                              |                |  |                      |   |   |           |   |   |   |   |           |
|--|------------------------------|----------------|--|----------------------|---|---|-----------|---|---|---|---|-----------|
| Fund: 4001   | Airport Rev & Op             | Center: 422010 | Airport Capital Projects                       | Program: 2049        | Airport Capital Projects Program        |   |           |   |   |   |   |           |
| 030.31   | Other Construct PFC          | 0              | 0  | 0                    | 0                                       | 0 | 125,000   | 0 | 0 | 0 | 0 | 125,000   |
| 030.6  | Other Construct FAA          | 0              | 0  | 0                    | 0                                       | 0 | 2,250,000 | 0 | 0 | 0 | 0 | 2,250,000 |
| 030.9  | Other Construct FDOT         | 0              | 0  | 0                    | 0                                       | 0 | 125,000   | 0 | 0 | 0 | 0 | 125,000   |
| <b>Project Total for : Fund: 4001 Airport Rev &amp; Op</b>         |                              |                | <b>Center: 422010 Airport Capital Projects</b> | <b>Program: 2049</b> | <b>Airport Capital Projects Program</b> |   |           |   |   |   |   |           |
|  |                              | 0              | 0  | 0                    | 0                                       | 0 | 2,500,000 | 0 | 0 | 0 | 0 | 2,500,000 |
| <b>Total for Project: 001064A Relocate Airfield Electric Vault</b> |                              |                | 0  | 0                    | 0                                       | 0 | 2,500,000 | 0 | 0 | 0 | 0 | 2,500,000 |
| <b>Funding Source:</b>   |                              |                |  |                      |   |   |           |   |   |   |   |           |
|  | Grant - State                | 0              | 0  | 0                    | 0                                       | 0 | 125,000   | 0 | 0 | 0 | 0 | 125,000   |
|  | Passenger Facilities Charges | 0              | 0  | 0                    | 0                                       | 0 | 125,000   | 0 | 0 | 0 | 0 | 125,000   |
|  | Grant - Federal              | 0              | 0  | 0                    | 0                                       | 0 | 2,250,000 | 0 | 0 | 0 | 0 | 2,250,000 |
| <b>Funding Total:</b>  |                              | 0              | 0  | 0                    | 0                                       | 0 | 2,500,000 | 0 | 0 | 0 | 0 | 2,500,000 |

Project Description: Design and construction costs to relocate and construct a new airfield electric vault

Project Classifications:

Location Airport

Pinellas County Capital Improvement Program  
Project Budget Detail Report

August 24, 2015  
Page 293 of 387

Parameters: Budget Type Code: Planning Fund Type: All

|  |                      | Current<br>Year<br>Estimate | 2015                     | 2016                            | 2017                 | 2018                                    | 2019                             | 2020 | 2021 | 2022 | 2023 | 2024 | 2025 | Total     |
|--|----------------------|-----------------------------|--------------------------|---------------------------------|----------------------|---|----------------------------------|------|------|------|------|------|------|-----------|
| <b>Function: Transportation</b>                            |                      |                             |                          |                                 |                      |   |                                  |      |      |      |      |      |      |           |
| <b>Activity: Airports</b>                                  |                      |                             |                          |                                 |                      |   |                                  |      |      |      |      |      |      |           |
| <b>Project: 001065A AIRCO Site Development</b>             |                      |                             |                          |                                 |                      |   |                                  |      |      |      |      |      |      |           |
| Fund: 4001   | Airport Rev & Op     | Center: 422010              | Airport Capital Projects |                                 | Program: 2049        |   | Airport Capital Projects Program |      |      |      |      |      |      |           |
| 030.3  | Other Construct Apt  | 0                           | 0                        | 0                               | 0                    | 821,510                                 | 0                                | 0    | 0    | 0    | 0    | 0    | 0    | 821,510   |
| 030.9  | Other Construct FDOT | 0                           | 0                        | 0                               | 0                    | 821,510                                 | 0                                | 0    | 0    | 0    | 0    | 0    | 0    | 821,510   |
| <b>Project Total for : Fund: 4001 Airport Rev &amp; Op</b> |                      |                             | <b>Center: 422010</b>    | <b>Airport Capital Projects</b> | <b>Program: 2049</b> | <b>Airport Capital Projects Program</b> |                                  |      |      |      |      |      |      |           |
|  |                      |                             | 0                        | 0                               | 0                    | 0                                       | 1,643,020                        | 0    | 0    | 0    | 0    | 0    | 0    | 1,643,020 |
| <b>Total for Project: 001065A AIRCO Site Development</b>   |                      |                             | 0                        | 0                               | 0                    | 0                                       | 1,643,020                        | 0    | 0    | 0    | 0    | 0    | 0    | 1,643,020 |
| <b>Funding Source:</b>                                     |                      |                             |                          |                                 |                      |   |                                  |      |      |      |      |      |      |           |
| Grant - State  |                      |                             | 0                        | 0                               | 0                    | 0                                       | 821,510                          | 0    | 0    | 0    | 0    | 0    | 0    | 821,510   |
| Airport Funds  |                      |                             | 0                        | 0                               | 0                    | 0                                       | 821,510                          | 0    | 0    | 0    | 0    | 0    | 0    | 821,510   |
| <b>Funding Total:</b>                                      |                      |                             | 0                        | 0                               | 0                    | 0                                       | 1,643,020                        | 0    | 0    | 0    | 0    | 0    | 0    | 1,643,020 |

**Project Description:** Design and construction costs to commence the installation of support infrastructure for the former Airco parcel

**Project Classifications:**  
Location Airport



Pinellas County Capital Improvement Program  
Project Budget Detail Report

August 24, 2015

Page 294 of 387

Parameters: Budget Type Code: Planning Fund Type: All

|  | Current<br>Year<br>Estimate<br>2015 | 2016 | 2017 | 2018 | 2019 | 2020 | 2021 | 2022 | 2023 | 2024 | 2025 | Total |
|--|-------------------------------------|------|------|------|------|------|------|------|------|------|------|-------|
|--|-------------------------------------|------|------|------|------|------|------|------|------|------|------|-------|

Function: Transportation  
Activity: Airports

Project: 001543A Taxiway T Rehabilitation

|  |                              |                |                          |                                 |                                  |   |   |   |   |   |   |           |
|--|------------------------------|----------------|--------------------------|---------------------------------|----------------------------------|---|---|---|---|---|---|-----------|
| Fund: 4001   | Airport Rev & Op             | Center: 422010 | Airport Capital Projects | Program: 2049                   | Airport Capital Projects Program |   |   |   |   |   |   |           |
| 020.21   | Runwy/Taxi DesignPFC         | 0              | 5,000                    | 52,500                          | 0                                | 0                                       | 0 | 0 | 0 | 0 | 0 | 57,500    |
| 020.5  | R & T Design - FAA           | 0              | 90,000                   | 945,000                         | 0                                | 0                                       | 0 | 0 | 0 | 0 | 0 | 1,035,000 |
| 020.8  | R & T Design - FDOT          | 0              | 5,000                    | 52,500                          | 0                                | 0                                       | 0 | 0 | 0 | 0 | 0 | 57,500    |
| <b>Project Total for : Fund: 4001 Airport Rev &amp; Op</b> |                              |                | <b>Center: 422010</b>    | <b>Airport Capital Projects</b> | <b>Program: 2049</b>             | <b>Airport Capital Projects Program</b> |   |   |   |   |   |           |
|  |                              | 0              | 100,000                  | 1,050,000                       | 0                                | 0                                       | 0 | 0 | 0 | 0 | 0 | 1,150,000 |
| <b>Total for Project: 001543A Taxiway T Rehabilitation</b> |                              |                |                          |                                 |                                  |   |   |   |   |   |   |           |
|  |                              | 0              | 100,000                  | 1,050,000                       | 0                                | 0                                       | 0 | 0 | 0 | 0 | 0 | 1,150,000 |
| <b>Funding Source:</b>                                     |                              |                |                          |                                 |                                  |   |   |   |   |   |   |           |
|  | Grant - State                | 0              | 5,000                    | 52,500                          | 0                                | 0                                       | 0 | 0 | 0 | 0 | 0 | 57,500    |
|  | Passenger Facilities Charges | 0              | 5,000                    | 52,500                          | 0                                | 0                                       | 0 | 0 | 0 | 0 | 0 | 57,500    |
|  | Grant - Federal              | 0              | 90,000                   | 945,000                         | 0                                | 0                                       | 0 | 0 | 0 | 0 | 0 | 1,035,000 |
| <b>Funding Total:</b>                                      |                              | 0              | 100,000                  | 1,050,000                       | 0                                | 0                                       | 0 | 0 | 0 | 0 | 0 | 1,150,000 |

Project Description: Taxiway T Rehabilitation

Project Classifications:

|                        |                                   |
|------------------------|-----------------------------------|
| CIE Elements           | Transportation - Ports & Aviation |
| Location               | Airport                           |
| Originating Department | Airport                           |

Pinellas County Capital Improvement Program  
Project Budget Detail Report

August 24, 2015  
Page 295 of 387

Parameters: Budget Type Code: Planning Fund Type: All

|   |                     | Current<br>Year<br>Estimate<br>2015 | 2016                     | 2017                            | 2018                 | 2019 | 2020                                    | 2021 | 2022 | 2023 | 2024 | 2025 | Total     |
|---|---------------------|-------------------------------------|--------------------------|---------------------------------|----------------------|------|---|------|------|------|------|------|-----------|
| <b>Function: Transportation</b>                                   |                     |                                     |                          |                                 |                      |      |   |      |      |      |      |      |           |
| <b>Activity: Airports</b>   |                     |                                     |                          |                                 |                      |      |   |      |      |      |      |      |           |
| <b>Project: 001544A Terminal Improvements Phase III</b>           |                     |                                     |                          |                                 |                      |      |   |      |      |      |      |      |           |
| Fund: 4001  | Airport Rev & Op    | Center: 422010                      | Airport Capital Projects |                                 | Program: 2049        |      | Airport Capital Projects Program        |      |      |      |      |      |           |
| 020.11  | Building Design PFC | 878,690                             | 0                        | 0                               | 0                    | 0    | 0                                       | 0    | 0    | 0    | 0    | 0    | 878,690   |
| 030.11  | Construc Bldg - PFC | 0                                   | 5,310,000                | 2,940,000                       | 0                    | 0    | 0                                       | 0    | 0    | 0    | 0    | 0    | 8,250,000 |
| <b>Project Total for : Fund: 4001 Airport Rev &amp; Op</b>        |                     |                                     | <b>Center: 422010</b>    | <b>Airport Capital Projects</b> | <b>Program: 2049</b> |      | <b>Airport Capital Projects Program</b> |      |      |      |      |      |           |
|   |                     |                                     | 878,690                  | 5,310,000                       | 2,940,000            | 0    | 0                                       | 0    | 0    | 0    | 0    | 0    | 9,128,690 |
| <b>Total for Project: 001544A Terminal Improvements Phase III</b> |                     |                                     | 878,690                  | 5,310,000                       | 2,940,000            | 0    | 0                                       | 0    | 0    | 0    | 0    | 0    | 9,128,690 |
| <b>Funding Source:</b>  |                     |                                     |                          |                                 |                      |      |   |      |      |      |      |      |           |
| Passenger Facilities Charges                                      |                     | 878,690                             | 5,310,000                | 2,940,000                       | 0                    | 0    | 0                                       | 0    | 0    | 0    | 0    | 0    | 9,128,690 |
| <b>Funding Total:</b>   |                     | 878,690                             | 5,310,000                | 2,940,000                       | 0                    | 0    | 0                                       | 0    | 0    | 0    | 0    | 0    | 9,128,690 |

Project Description: Rehabilitation of Passenger Departure Gates 7-11 and Security Checkpoints.

Project Classifications:  
CIE Elements Transportation - Ports & Aviation  
Location Airport  
Originating Department Airport

Pinellas County Capital Improvement Program  
Project Budget Detail Report

August 24, 2015

Page 296 of 387

Parameters: Budget Type Code: Planning Fund Type: All

|  |                     | Current<br>Year<br>Estimate | 2015                     | 2016                            | 2017                             | 2018                                    | 2019 | 2020 | 2021 | 2022 | 2023 | 2024 | 2025 | Total     |
|--|---------------------|-----------------------------|--------------------------|---------------------------------|----------------------------------|---|------|------|------|------|------|------|------|-----------|
| <b>Function: Transportation</b>                                  |                     |                             |                          |                                 |                                  |   |      |      |      |      |      |      |      |           |
| <b>Activity: Airports</b>  |                     |                             |                          |                                 |                                  |   |      |      |      |      |      |      |      |           |
| <b>Project: 001546A Modify Terminal Access Roadway</b>           |                     |                             |                          |                                 |                                  |   |      |      |      |      |      |      |      |           |
| Fund: 4001   | Airport Rev & Op    | Center: 422010              | Airport Capital Projects | Program: 2049                   | Airport Capital Projects Program |   |      |      |      |      |      |      |      |           |
| 030.3  | Other Construction  | 0                           | 150,000                  | 900,000                         | 150,000                          | 0                                       | 0    | 0    | 0    | 0    | 0    | 0    | 0    | 1,200,000 |
| 030.9  | Other Constr - FDOT | 0                           | 850,000                  | 5,100,000                       | 850,000                          | 0                                       | 0    | 0    | 0    | 0    | 0    | 0    | 0    | 6,800,000 |
| <b>Project Total for : Fund: 4001 Airport Rev &amp; Op</b>       |                     |                             | <b>Center: 422010</b>    | <b>Airport Capital Projects</b> | <b>Program: 2049</b>             | <b>Airport Capital Projects Program</b> |      |      |      |      |      |      |      |           |
|  |                     |                             | 0                        | 1,000,000                       | 6,000,000                        | 1,000,000                               | 0    | 0    | 0    | 0    | 0    | 0    | 0    | 8,000,000 |
| <b>Total for Project: 001546A Modify Terminal Access Roadway</b> |                     |                             | 0                        | 1,000,000                       | 6,000,000                        | 1,000,000                               | 0    | 0    | 0    | 0    | 0    | 0    | 0    | 8,000,000 |
| <b>Funding Source:</b>   |                     |                             |                          |                                 |                                  |   |      |      |      |      |      |      |      |           |
| Grant - State  |                     |                             | 0                        | 850,000                         | 5,100,000                        | 850,000                                 | 0    | 0    | 0    | 0    | 0    | 0    | 0    | 6,800,000 |
| Airport Funds  |                     |                             | 0                        | 150,000                         | 900,000                          | 150,000                                 | 0    | 0    | 0    | 0    | 0    | 0    | 0    | 1,200,000 |
| <b>Funding Total:</b>  |                     |                             | 0                        | 1,000,000                       | 6,000,000                        | 1,000,000                               | 0    | 0    | 0    | 0    | 0    | 0    | 0    | 8,000,000 |

**Project Description:** Project is to design and construct the pavement surface rehabilitation and realignment of the Terminal Access Road

**Project Classifications:**

|                        |                                   |
|------------------------|-----------------------------------|
| CIE Elements           | Transportation - Ports & Aviation |
| Location               | Airport                           |
| Originating Department | Airport                           |

Pinellas County Capital Improvement Program  
Project Budget Detail Report

August 24, 2015

Page 297 of 387

Parameters: Budget Type Code: Planning Fund Type: All

| Current<br>Year<br>Estimate   |                              |                |                          |         |               |                                  |      |      |      |      |      |           |
|---|------------------------------|----------------|--------------------------|---------|---------------|----------------------------------|------|------|------|------|------|-----------|
|   | 2015                         | 2016           | 2017                     | 2018    | 2019          | 2020                             | 2021 | 2022 | 2023 | 2024 | 2025 | Total     |
| <b>Function: Transportation</b>   |                              |                |                          |         |               |                                  |      |      |      |      |      |           |
| <b>Activity: Airports</b>   |                              |                |                          |         |               |                                  |      |      |      |      |      |           |
| <b>Project: 001548A Airport Master Plan Update</b>  |                              |                |                          |         |               |                                  |      |      |      |      |      |           |
| Fund: 4001  | Airport Rev & Op             | Center: 422010 | Airport Capital Projects |         | Program: 2049 | Airport Capital Projects Program |      |      |      |      |      |           |
| 110.31  | Other - PFC                  | 0              | 0                        | 37,500  | 37,500        | 0                                | 0    | 0    | 0    | 0    | 0    | 75,000    |
| 110.6   | Other - FAA                  | 0              | 0                        | 675,000 | 675,000       | 0                                | 0    | 0    | 0    | 0    | 0    | 1,350,000 |
| 110.9   | Other - FDOT                 | 0              | 0                        | 37,500  | 37,500        | 0                                | 0    | 0    | 0    | 0    | 0    | 75,000    |
| <b>Project Total for : Fund: 4001 Airport Rev &amp; Op Center: 422010 Airport Capital Projects Program: 2049 Airport Capital Projects Program</b> |                              |                |                          |         |               |                                  |      |      |      |      |      |           |
|   |                              | 0              | 0                        | 750,000 | 750,000       | 0                                | 0    | 0    | 0    | 0    | 0    | 1,500,000 |
| <b>Total for Project: 001548A Airport Master Plan Update</b>  |                              |                |                          |         |               |                                  |      |      |      |      |      |           |
|   |                              | 0              | 0                        | 750,000 | 750,000       | 0                                | 0    | 0    | 0    | 0    | 0    | 1,500,000 |
| <b>Funding Source:</b>  |                              |                |                          |         |               |                                  |      |      |      |      |      |           |
|   | Grant - State                | 0              | 0                        | 37,500  | 37,500        | 0                                | 0    | 0    | 0    | 0    | 0    | 75,000    |
|   | Passenger Facilities Charges | 0              | 0                        | 37,500  | 37,500        | 0                                | 0    | 0    | 0    | 0    | 0    | 75,000    |
|   | Grant - Federal              | 0              | 0                        | 675,000 | 675,000       | 0                                | 0    | 0    | 0    | 0    | 0    | 1,350,000 |
| <b>Funding Total:</b>   |                              |                |                          |         |               |                                  |      |      |      |      |      |           |
|   |                              | 0              | 0                        | 750,000 | 750,000       | 0                                | 0    | 0    | 0    | 0    | 0    | 1,500,000 |

Project Description: Project is to update the Master Plan for the Airport which will be 15 years old at this time..

Project Classifications:

|                        |                                   |
|------------------------|-----------------------------------|
| CIE Elements           | Transportation - Ports & Aviation |
| Location               | Airport                           |
| Originating Department | Airport                           |

Pinellas County Capital Improvement Program  
Project Budget Detail Report

August 24, 2015  
Page 298 of 387

Parameters: Budget Type Code: Planning Fund Type: All

|  |                    | Current<br>Year<br>Estimate | 2015   | 2016  | 2017                             | 2018 | 2019 | 2020 | 2021 | 2022 | 2023 | 2024 | 2025 | Total     |
|--|--------------------|-----------------------------|--|---|----------------------------------|------|------|------|------|------|------|------|------|-----------|
| <b>Function: Transportation</b>                            |                    |                             |  |   |                                  |      |      |      |      |      |      |      |      |           |
| <b>Activity: Airports</b>                                  |                    |                             |  |   |                                  |      |      |      |      |      |      |      |      |           |
| <b>Project: 001583A Security System Upgrades</b>           |                    |                             |  |   |                                  |      |      |      |      |      |      |      |      |           |
| Fund: 4001   | Airport Rev & Op   | Center: 422010              | Airport Capital Projects                       | Program: 2049   | Airport Capital Projects Program |      |      |      |      |      |      |      |      |           |
| 030.31   | Other Constr - PFC | 0                           | 20,000   | 100,000   | 0                                | 0    | 0    | 0    | 0    | 0    | 0    | 0    | 0    | 120,000   |
| 030.6  | Other Constr - FAA | 0                           | 180,000  | 900,000   | 0                                | 0    | 0    | 0    | 0    | 0    | 0    | 0    | 0    | 1,080,000 |
| <b>Project Total for : Fund: 4001 Airport Rev &amp; Op</b> |                    |                             | <b>Center: 422010 Airport Capital Projects</b> | <b>Program: 2049 Airport Capital Projects Program</b> |                                  |      |      |      |      |      |      |      |      |           |
|  |                    |                             | 0  | 200,000   | 1,000,000                        | 0    | 0    | 0    | 0    | 0    | 0    | 0    | 0    | 1,200,000 |
| <b>Total for Project: 001583A Security System Upgrades</b> |                    |                             | 0  | 200,000   | 1,000,000                        | 0    | 0    | 0    | 0    | 0    | 0    | 0    | 0    | 1,200,000 |
| <b>Funding Source:</b>                                     |                    |                             |  |   |                                  |      |      |      |      |      |      |      |      |           |
| Passenger Facilities Charges                               |                    |                             | 0  | 20,000  | 100,000                          | 0    | 0    | 0    | 0    | 0    | 0    | 0    | 0    | 120,000   |
| Grant - Federal  |                    |                             | 0  | 180,000   | 900,000                          | 0    | 0    | 0    | 0    | 0    | 0    | 0    | 0    | 1,080,000 |
| <b>Funding Total:</b>                                      |                    |                             | 0  | 200,000   | 1,000,000                        | 0    | 0    | 0    | 0    | 0    | 0    | 0    | 0    | 1,200,000 |

**Project Description:** Purpose of the project is completion of Security Upgrades to Fencing, Gates, Cameras, and Alarms.

**Project Classifications:**  
CIE Elements                      Transportation - Ports & Aviation  
Location                            Airport  
Originating Department        Airport

Pinellas County Capital Improvement Program  
Project Budget Detail Report

August 24, 2015  
Page 299 of 387

Parameters: Budget Type Code: Planning Fund Type: All

|  | Current<br>Year<br>Estimate<br>2015 | 2016 | 2017 | 2018 | 2019 | 2020 | 2021 | 2022 | 2023 | 2024 | 2025 | Total |
|--|-------------------------------------|------|------|------|------|------|------|------|------|------|------|-------|
|--|-------------------------------------|------|------|------|------|------|------|------|------|------|------|-------|

Function: Transportation  
Activity: Airports

Project: 001734A USCG Crosswalk and Sidewalk Construction at Rescue Way and Fairchild Drive

|   |                     |                |                          |               |                                  |   |   |   |   |   |   |   |         |
|---|---------------------|----------------|--------------------------|---------------|----------------------------------|---|---|---|---|---|---|---|---------|
| Fund: 4001  | Airport Rev & Op    | Center: 422010 | Airport Capital Projects | Program: 2049 | Airport Capital Projects Program |   |   |   |   |   |   |   |         |
| 030.22  | Constr-Sidewalk DIG | 0              | 200,000                  | 0             | 0                                | 0 | 0 | 0 | 0 | 0 | 0 | 0 | 200,000 |
| 030.3   | Constr-Airport      | 0              | 50,000                   | 0             | 0                                | 0 | 0 | 0 | 0 | 0 | 0 | 0 | 50,000  |
| <b>Project Total for : Fund: 4001 Airport Rev &amp; Op Center: 422010 Airport Capital Projects Program: 2049 Airport Capital Projects Program</b> |                     |                |                          |               |                                  |   |   |   |   |   |   |   |         |
|   |                     | 0              | 250,000                  | 0             | 0                                | 0 | 0 | 0 | 0 | 0 | 0 | 0 | 250,000 |
| <b>Total for Project: 001734A USCG Crosswalk and Sidewalk Construction at Rescue Way and Fairchild Drive</b>                                      |                     |                |                          |               |                                  |   |   |   |   |   |   |   |         |
|   |                     | 0              | 250,000                  | 0             | 0                                | 0 | 0 | 0 | 0 | 0 | 0 | 0 | 250,000 |
| <b>Funding Source:</b>  |                     |                |                          |               |                                  |   |   |   |   |   |   |   |         |
|   | Grant - State       | 0              | 200,000                  | 0             | 0                                | 0 | 0 | 0 | 0 | 0 | 0 | 0 | 200,000 |
|   | Airport Funds       | 0              | 50,000                   | 0             | 0                                | 0 | 0 | 0 | 0 | 0 | 0 | 0 | 50,000  |
| <b>Funding Total:</b>   |                     | 0              | 250,000                  | 0             | 0                                | 0 | 0 | 0 | 0 | 0 | 0 | 0 | 250,000 |

Project Description: Crosswalk, ADA ramps and sidewalk construction.

Project Classifications:

Location Clearwater  
Originating Department DEI Public Works  
Penny Program Transportation and Traffic Flow

Pinellas County Capital Improvement Program  
Project Budget Detail Report

August 24, 2015  
Page 300 of 387

Parameters: Budget Type Code: Planning Fund Type: All

| Current Year Estimate |      |      |      |      |      |      |      |      |      |      |       |  |
|-----------------------|------|------|------|------|------|------|------|------|------|------|-------|--|
| 2015                  | 2016 | 2017 | 2018 | 2019 | 2020 | 2021 | 2022 | 2023 | 2024 | 2025 | Total |  |

Function: Transportation  
Activity: Airports

Project: 002111A Installation of Checked Baggage System

|  |                    |                |  |                      |   |   |   |   |   |   |   |           |
|--|--------------------|----------------|--|----------------------|---|---|---|---|---|---|---|-----------|
| Fund: 4001   | Airport Rev & Op   | Center: 422010 | Airport Capital Projects                       | Program: 2049        | Airport Capital Projects Program        |   |   |   |   |   |   |           |
| 030.31   | Other Constr - Apt | 0              | 700,000  | 0                    | 0                                       | 0 | 0 | 0 | 0 | 0 | 0 | 700,000   |
| 030.61   | Other Const - TSA  | 0              | 2,000,000                                      | 0                    | 0                                       | 0 | 0 | 0 | 0 | 0 | 0 | 2,000,000 |
| 030.9  | Other Const - FDOT | 0              | 300,000  | 0                    | 0                                       | 0 | 0 | 0 | 0 | 0 | 0 | 300,000   |
| <b>Project Total for : Fund: 4001 Airport Rev &amp; Op</b>               |                    |                | <b>Center: 422010 Airport Capital Projects</b> | <b>Program: 2049</b> | <b>Airport Capital Projects Program</b> |   |   |   |   |   |   |           |
|  |                    |                | 0  | 3,000,000            | 0                                       | 0 | 0 | 0 | 0 | 0 | 0 | 3,000,000 |
| <b>Total for Project: 002111A Installation of Checked Baggage System</b> |                    |                | 0  | 3,000,000            | 0                                       | 0 | 0 | 0 | 0 | 0 | 0 | 3,000,000 |
| <b>Funding Source:</b>   |                    |                |  |                      |   |   |   |   |   |   |   |           |
| Grant - State  |                    |                | 0  | 300,000              | 0                                       | 0 | 0 | 0 | 0 | 0 | 0 | 300,000   |
| Airport Funds  |                    |                | 0  | 700,000              | 0                                       | 0 | 0 | 0 | 0 | 0 | 0 | 700,000   |
| Grant - Federal  |                    |                | 0  | 2,000,000            | 0                                       | 0 | 0 | 0 | 0 | 0 | 0 | 2,000,000 |
| <b>Funding Total:</b>  |                    |                | 0  | 3,000,000            | 0                                       | 0 | 0 | 0 | 0 | 0 | 0 | 3,000,000 |

Project Description: Installation of Checked Baggage System

Project Classifications:

|                        |                              |
|------------------------|------------------------------|
| CIE Elements           | Capital Improvements Element |
| Location               | Airport                      |
| Originating Department | Airport                      |

Pinellas County Capital Improvement Program  
Project Budget Detail Report

August 24, 2015

Page 301 of 387

Parameters: Budget Type Code: Planning Fund Type: All

|  |                      | Current<br>Year<br>Estimate<br>2015 | 2016                     | 2017                            | 2018                 | 2019 | 2020                                    | 2021 | 2022      | 2023      | 2024 | 2025 | Total     |
|--|----------------------|-------------------------------------|--------------------------|---------------------------------|----------------------|------|---|------|-----------|-----------|------|------|-----------|
| <b>Function: Transportation</b>                            |                      |                                     |                          |                                 |                      |      |   |      |           |           |      |      |           |
| <b>Activity: Airports</b>                                  |                      |                                     |                          |                                 |                      |      |   |      |           |           |      |      |           |
| <b>Project: 002514A Taxiway "T" Expansion</b>              |                      |                                     |                          |                                 |                      |      |   |      |           |           |      |      |           |
| Fund: 4001   | Airport Rev & Op     | Center: 422010                      | Airport Capital Projects |                                 | Program: 2049        |      | Airport Capital Projects Program        |      |           |           |      |      |           |
| 030.3  | Other Const - Airprt | 0                                   | 0                        | 0                               | 0                    | 0    | 0                                       | 0    | 200,000   | 200,000   | 0    | 0    | 400,000   |
| 030.6  | Other Const - FAA    | 0                                   | 0                        | 0                               | 0                    | 0    | 0                                       | 0    | 3,600,000 | 3,600,000 | 0    | 0    | 7,200,000 |
| 030.9  | Other Const - FDOT   | 0                                   | 0                        | 0                               | 0                    | 0    | 0                                       | 0    | 200,000   | 200,000   | 0    | 0    | 400,000   |
| <b>Project Total for : Fund: 4001 Airport Rev &amp; Op</b> |                      |                                     | <b>Center: 422010</b>    | <b>Airport Capital Projects</b> | <b>Program: 2049</b> |      | <b>Airport Capital Projects Program</b> |      |           |           |      |      |           |
|  |                      |                                     | 0                        | 0                               | 0                    | 0    | 0                                       | 0    | 4,000,000 | 4,000,000 | 0    | 0    | 8,000,000 |
| <b>Total for Project: 002514A Taxiway "T" Expansion</b>    |                      |                                     | 0                        | 0                               | 0                    | 0    | 0                                       | 0    | 4,000,000 | 4,000,000 | 0    | 0    | 8,000,000 |
| <b>Funding Source:</b>                                     |                      |                                     |                          |                                 |                      |      |   |      |           |           |      |      |           |
| Grant - State  |                      | 0                                   | 0                        | 0                               | 0                    | 0    | 0                                       | 0    | 200,000   | 200,000   | 0    | 0    | 400,000   |
| Airport Funds  |                      | 0                                   | 0                        | 0                               | 0                    | 0    | 0                                       | 0    | 200,000   | 200,000   | 0    | 0    | 400,000   |
| Grant - Federal  |                      | 0                                   | 0                        | 0                               | 0                    | 0    | 0                                       | 0    | 3,600,000 | 3,600,000 | 0    | 0    | 7,200,000 |
| <b>Funding Total:</b>                                      |                      | 0                                   | 0                        | 0                               | 0                    | 0    | 0                                       | 0    | 4,000,000 | 4,000,000 | 0    | 0    | 8,000,000 |

Project Description: Expansion of Pavement ot Taxiway Tango

Project Classifications:

|                        |                                   |
|------------------------|-----------------------------------|
| CIE Elements           | Transportation - Ports & Aviation |
| Location               | Airport                           |
| Originating Department | Airport                           |



Pinellas County Capital Improvement Program  
Project Budget Detail Report

August 24, 2015

Page 302 of 387

Parameters: Budget Type Code: Planning Fund Type: All

| Current<br>Year<br>Estimate   |      |      |      |      |      |      |      |      |      |      |      |       |
|---|------|------|------|------|------|------|------|------|------|------|------|-------|
|   | 2015 | 2016 | 2017 | 2018 | 2019 | 2020 | 2021 | 2022 | 2023 | 2024 | 2025 | Total |
| <b>Function: Transportation</b>   |      |      |      |      |      |      |      |      |      |      |      |       |
| <b>Activity: Airports</b>   |      |      |      |      |      |      |      |      |      |      |      |       |
| <b>Project: 002515A Remote Lot Expansion Phase II</b>   |      |      |      |      |      |      |      |      |      |      |      |       |
| Fund: 4001 Airport Rev & Op Center: 422010 Airport Capital Projects Program: 2049 Airport Capital Projects Program                                |      |      |      |      |      |      |      |      |      |      |      |       |
| 030.3 Other Const -Airport 0 0 1,500,000 0 0 0 0 0 0 0 0 1,500,000  |      |      |      |      |      |      |      |      |      |      |      |       |
| <i>Project Total for : Fund: 4001 Airport Rev &amp; Op Center: 422010 Airport Capital Projects Program: 2049 Airport Capital Projects Program</i> |      |      |      |      |      |      |      |      |      |      |      |       |
| 0 0 1,500,000 0 0 0 0 0 0 0 0 1,500,000   |      |      |      |      |      |      |      |      |      |      |      |       |
| <i>Total for Project: 002515A Remote Lot Expansion Phase II</i>   |      |      |      |      |      |      |      |      |      |      |      |       |
| 0 0 1,500,000 0 0 0 0 0 0 0 0 1,500,000   |      |      |      |      |      |      |      |      |      |      |      |       |
| <b>Funding Source:</b>  |      |      |      |      |      |      |      |      |      |      |      |       |
| Airport Funds 0 0 1,500,000 0 0 0 0 0 0 0 0 1,500,000   |      |      |      |      |      |      |      |      |      |      |      |       |
| <i>Funding Total:</i>   |      |      |      |      |      |      |      |      |      |      |      |       |
| 0 0 1,500,000 0 0 0 0 0 0 0 0 1,500,000   |      |      |      |      |      |      |      |      |      |      |      |       |

Project Description: Expansion of Remote Lot Pavement and Markings

Project Classifications:  
CIE Elements Transportation - Ports & Aviation  
Location Airport  
Originating Department Airport

Pinellas County Capital Improvement Program  
Project Budget Detail Report

August 24, 2015

Page 303 of 387

Parameters: Budget Type Code: Planning Fund Type: All

| Current<br>Year<br>Estimate  |  |      |      |      |      |      |      |      |      |      |      |       |
|--|--|------|------|------|------|------|------|------|------|------|------|-------|
|  | 2015   | 2016 | 2017 | 2018 | 2019 | 2020 | 2021 | 2022 | 2023 | 2024 | 2025 | Total |
| <b>Function: Transportation</b>  |  |      |      |      |      |      |      |      |      |      |      |       |
| <b>Activity: Airports</b>  |  |      |      |      |      |      |      |      |      |      |      |       |
| <b>Project: 002651A Airfield Pavement Improvements for Coast Guard</b>   |  |      |      |      |      |      |      |      |      |      |      |       |
| Fund: 4001    Airport Rev & Op    Center: 422010    Airport Capital Projects    Program: 2049    Airport Capital Projects Program                                |  |      |      |      |      |      |      |      |      |      |      |       |
| 030.22    Constr-DIG    0    200,000    0    0    0    0    0    0    0    0    200,000  |  |      |      |      |      |      |      |      |      |      |      |       |
| <i>Project Total for : Fund: 4001    Airport Rev &amp; Op    Center: 422010    Airport Capital Projects    Program: 2049    Airport Capital Projects Program</i> |  |      |      |      |      |      |      |      |      |      |      |       |
|  | 0    200,000    0    0    0    0    0    0    0    0    0    200,000 |      |      |      |      |      |      |      |      |      |      |       |
| <i>Total for Project: 002651A    Airfield Pavement Improvements for Coast Guard</i>  |  |      |      |      |      |      |      |      |      |      |      |       |
|  | 0    200,000    0    0    0    0    0    0    0    0    0    200,000 |      |      |      |      |      |      |      |      |      |      |       |
| <b>Funding Source:</b>   |  |      |      |      |      |      |      |      |      |      |      |       |
| Grant - State  | 0    200,000    0    0    0    0    0    0    0    0    0    200,000 |      |      |      |      |      |      |      |      |      |      |       |
| <i>Funding Total:</i>  | 0    200,000    0    0    0    0    0    0    0    0    0    200,000 |      |      |      |      |      |      |      |      |      |      |       |

Project Description: Airfield Pavement Improvements for Coast Guard

Project Classifications:

Location                      Airport

Pinellas County Capital Improvement Program  
Project Budget Detail Report

Parameters: Budget Type Code: Planning Fund Type: All

|   |                  | Current<br>Year<br>Estimate                    | 2015                  | 2016                      | 2017                 | 2018                        | 2019    | 2020    | 2021    | 2022    | 2023    | 2024    | 2025    | Total     |
|---|------------------|--|-----------------------|---------------------------|----------------------|-----------------------------|---------|---------|---------|---------|---------|---------|---------|-----------|
| <b>Function: Transportation</b>                                 |                  |  |                       |                           |                      |                             |         |         |         |         |         |         |         |           |
| <b>Activity: Other Transportation</b>                           |                  |  |                       |                           |                      |                             |         |         |         |         |         |         |         |           |
| <b>Project: 001817A Municipal Services Taxing Unit - Paving</b> |                  |  |                       |                           |                      |                             |         |         |         |         |         |         |         |           |
| Fund: 3001  | Capital Projects | Center: 414100                                 | CIP-Transportation    | Program: 3036             | MSTU Paving Projects |                             |         |         |         |         |         |         |         |           |
| 020.9   | Design-MSTU      | 70,000   | 70,000                | 70,000                    | 70,000               | 70,000                      | 70,000  | 70,000  | 70,000  | 70,000  | 70,000  | 70,000  | 70,000  | 770,000   |
| 030.9   | Constr-MSTU      | 580,000  | 580,000               | 580,000                   | 580,000              | 580,000                     | 580,000 | 580,000 | 580,000 | 580,000 | 580,000 | 580,000 | 580,000 | 6,380,000 |
| <b>Project Total for : Fund: 3001</b>                           |                  | <i>Capital Projects</i>                        | <i>Center: 414100</i> | <i>CIP-Transportation</i> | <i>Program: 3036</i> | <i>MSTU Paving Projects</i> |         |         |         |         |         |         |         |           |
|   |                  | 650,000  | 650,000               | 650,000                   | 650,000              | 650,000                     | 650,000 | 650,000 | 650,000 | 650,000 | 650,000 | 650,000 | 650,000 | 7,150,000 |
| <b>Total for Project: 001817A</b>                               |                  | <b>Municipal Services Taxing Unit - Paving</b> |                       |                           |                      |                             |         |         |         |         |         |         |         |           |
|   |                  | 650,000  | 650,000               | 650,000                   | 650,000              | 650,000                     | 650,000 | 650,000 | 650,000 | 650,000 | 650,000 | 650,000 | 650,000 | 7,150,000 |
| <b>Funding Source:</b>  |                  |  |                       |                           |                      |                             |         |         |         |         |         |         |         |           |
| MSTU - General Fund   |                  | 650,000  | 650,000               | 650,000                   | 650,000              | 650,000                     | 650,000 | 650,000 | 650,000 | 650,000 | 650,000 | 650,000 | 650,000 | 7,150,000 |
| <b>Funding Total:</b>   |                  | 650,000  | 650,000               | 650,000                   | 650,000              | 650,000                     | 650,000 | 650,000 | 650,000 | 650,000 | 650,000 | 650,000 | 650,000 | 7,150,000 |

**Project Description:** Local paving program to improve residential roadway surfaces and associated drainage serving the unincorporated areas in the County.

**Project Classifications:**

Location Countywide

Pinellas County Capital Improvement Program  
Project Budget Detail Report

August 24, 2015

Page 305 of 387

Parameters: Budget Type Code: Planning Fund Type: All

|   |                  | Current<br>Year<br>Estimate<br>2015                          | 2016                  | 2017                      | 2018                           | 2019                                      | 2020 | 2021 | 2022 | 2023 | 2024 | 2025 | Total     |
|---|------------------|--|-----------------------|---------------------------|--------------------------------|---|------|------|------|------|------|------|-----------|
| <b>Function: Transportation</b>   |                  |  |                       |                           |                                |   |      |      |      |      |      |      |           |
| <b>Activity: Other Transportation</b>   |                  |  |                       |                           |                                |   |      |      |      |      |      |      |           |
| <b>Project: 002596A St. Petersburg Interlocal Agreement for Penny Funding</b> |                  |  |                       |                           |                                |   |      |      |      |      |      |      |           |
| Fund: 3001  | Capital Projects | Center: 414100   | CIP-Transportation    | Program: 3024             | Road & Street Support Projects |   |      |      |      |      |      |      |           |
| 110.3   | Other: Trans CA  | 0  | 0                     | 4,300,000                 | 0                              | 0   | 0    | 0    | 0    | 0    | 0    | 0    | 4,300,000 |
| <b>Project Total for : Fund: 3001</b>   |                  | <b>Capital Projects</b>                                      | <b>Center: 414100</b> | <b>CIP-Transportation</b> | <b>Program: 3024</b>           | <b>Road &amp; Street Support Projects</b> |      |      |      |      |      |      |           |
|   |                  | 0  | 0                     | 4,300,000                 | 0                              | 0   | 0    | 0    | 0    | 0    | 0    | 0    | 4,300,000 |
| Fund: 3001  | Capital Projects | Center: 414100   | CIP-Transportation    | Program: 3026             | Sidewalks Projects             |   |      |      |      |      |      |      |           |
| 110.2   | Other: Trans SW  | 0  | 1,700,000             | 0                         | 0                              | 0   | 0    | 0    | 0    | 0    | 0    | 0    | 1,700,000 |
| <b>Project Total for : Fund: 3001</b>   |                  | <b>Capital Projects</b>                                      | <b>Center: 414100</b> | <b>CIP-Transportation</b> | <b>Program: 3026</b>           | <b>Sidewalks Projects</b>                 |      |      |      |      |      |      |           |
|   |                  | 0  | 1,700,000             | 0                         | 0                              | 0   | 0    | 0    | 0    | 0    | 0    | 0    | 1,700,000 |
| <b>Total for Project: 002596A</b>   |                  | <b>St. Petersburg Interlocal Agreement for Penny Funding</b> |                       |                           |                                |   |      |      |      |      |      |      |           |
|   |                  | 0  | 1,700,000             | 4,300,000                 | 0                              | 0   | 0    | 0    | 0    | 0    | 0    | 0    | 6,000,000 |
| <b>Funding Source:</b>  |                  |  |                       |                           |                                |   |      |      |      |      |      |      |           |
| Penny for Pinellas  |                  | 0  | 1,700,000             | 4,300,000                 | 0                              | 0   | 0    | 0    | 0    | 0    | 0    | 0    | 6,000,000 |
| <b>Funding Total:</b>   |                  | 0  | 1,700,000             | 4,300,000                 | 0                              | 0   | 0    | 0    | 0    | 0    | 0    | 0    | 6,000,000 |

Project Description: St. Petersburg Interlocal Agreement for Penny Funding

Project Classifications:

|               |  |
|---------------|--|
| Location      | St Petersburg                            |
| Penny Program | Housing, Jobs and Human Services         |
| Penny Program | Public Safety and Hurricane Preparedness |
| Penny Program | Transportation and Traffic Flow          |

Pinellas County Capital Improvement Program  
Project Budget Detail Report

August 24, 2015

Page 306 of 387

Parameters: Budget Type Code: Planning Fund Type: All

|   |                  | Current<br>Year<br>Estimate<br>2015                      | 2016                  | 2017                      | 2018                    | 2019                           | 2020 | 2021 | 2022    | 2023      | 2024      | 2025 | Total     |
|---|------------------|--|-----------------------|---------------------------|-------------------------|--------------------------------|------|------|---------|-----------|-----------|------|-----------|
| <b>Function: Transportation</b>   |                  |  |                       |                           |                         |                                |      |      |         |           |           |      |           |
| <b>Activity: Road &amp; Street Facilities</b>                             |                  |  |                       |                           |                         |                                |      |      |         |           |           |      |           |
| <b>Project: 000097A 62nd Avenue N from 49th Street N to 34th Street N</b> |                  |  |                       |                           |                         |                                |      |      |         |           |           |      |           |
| Fund: 3001  | Capital Projects | Center: 414100   | CIP-Transportation    | Program: 3020             | Arterial Roads Projects |                                |      |      |         |           |           |      |           |
| 020.5   | Design-Unfunded  | 0  | 0                     | 0                         | 0                       | 0                              | 0    | 0    | 200,000 | 400,000   | 400,000   | 0    | 1,000,000 |
| 030.5   | Constr-Unfunded  | 0  | 0                     | 0                         | 0                       | 0                              | 0    | 0    | 0       | 4,000,000 | 4,000,000 | 0    | 8,000,000 |
| <b>Project Total for : Fund: 3001</b>                                     |                  | <i>Capital Projects</i>                                  | <i>Center: 414100</i> | <i>CIP-Transportation</i> | <i>Program: 3020</i>    | <i>Arterial Roads Projects</i> |      |      |         |           |           |      |           |
|   |                  | 0  | 0                     | 0                         | 0                       | 0                              | 0    | 0    | 200,000 | 4,400,000 | 4,400,000 | 0    | 9,000,000 |
| <b>Total for Project: 000097A</b>   |                  | <b>62nd Avenue N from 49th Street N to 34th Street N</b> |                       |                           | 0                       | 0                              | 0    | 0    | 200,000 | 4,400,000 | 4,400,000 | 0    | 9,000,000 |
|   |                  | 0  | 0                     | 0                         | 0                       | 0                              | 0    | 0    | 200,000 | 4,400,000 | 4,400,000 | 0    | 9,000,000 |
| <b>Funding Source:</b>  |                  |  |                       |                           |                         |                                |      |      |         |           |           |      |           |
| Penny for Pinellas  |                  | 0  | 0                     | 0                         | 0                       | 0                              | 0    | 0    | 200,000 | 4,400,000 | 4,400,000 | 0    | 9,000,000 |
| <b>Funding Total:</b>   |                  | 0  | 0                     | 0                         | 0                       | 0                              | 0    | 0    | 200,000 | 4,400,000 | 4,400,000 | 0    | 9,000,000 |

**Project Description:** Roadway improvements to include turn lanes, drainage, bicycle lanes and sidewalks.

**Project Classifications:**

|                        |                                 |
|------------------------|---------------------------------|
| County Road Corridor   | CR 216                          |
| Location               | Pinellas Park                   |
| Originating Department | DEI Public Works                |
| Penny Program          | Transportation and Traffic Flow |
| TIF District           | Greater Pinellas Park Area      |

Pinellas County Capital Improvement Program  
Project Budget Detail Report

August 24, 2015

Page 307 of 387

Parameters: Budget Type Code: Planning Fund Type: All

|   |                  | Current<br>Year<br>Estimate<br>2015       | 2016                  | 2017                      | 2018                               | 2019                                      | 2020    | 2021    | 2022    | 2023    | 2024    | 2025    | Total     |
|---|------------------|---|-----------------------|---------------------------|------------------------------------|---|---------|---------|---------|---------|---------|---------|-----------|
| <b>Function: Transportation</b>   |                  |   |                       |                           |                                    |   |         |         |         |         |         |         |           |
| <b>Activity: Road &amp; Street Facilities</b>   |                  |   |                       |                           |                                    |   |         |         |         |         |         |         |           |
| <b>Project: 000106A ATMS/ITS Countywide System Program</b>  |                  |   |                       |                           |                                    |   |         |         |         |         |         |         |           |
| Fund: 3001  | Capital Projects | Center: 414100                            | CIP-Transportation    | Program: 3033             | Advanced Traffic Management System |   |         |         |         |         |         |         |           |
| 020.6   | Design-LOGT      | 0   | 250,000               | 0                         | 250,000                            | 0   | 250,000 | 0       | 250,000 | 0       | 250,000 | 0       | 1,250,000 |
| 030.6   | Constr-LOGT      | 750,000                                   | 250,000               | 250,000                   | 250,000                            | 250,000                                   | 250,000 | 250,000 | 250,000 | 250,000 | 250,000 | 250,000 | 3,250,000 |
| <b>Project Total for : Fund: 3001</b>   |                  | <i>Capital Projects</i>                   | <i>Center: 414100</i> | <i>CIP-Transportation</i> | <i>Program: 3033</i>               | <i>Advanced Traffic Management System</i> |         |         |         |         |         |         |           |
|   |                  | 750,000                                   | 500,000               | 250,000                   | 500,000                            | 250,000                                   | 500,000 | 250,000 | 500,000 | 250,000 | 500,000 | 250,000 | 4,500,000 |
| <b>Total for Project: 000106A</b>   |                  | <b>ATMS/ITS Countywide System Program</b> |                       |                           |                                    |   |         |         |         |         |         |         |           |
|   |                  | 750,000                                   | 500,000               | 250,000                   | 500,000                            | 250,000                                   | 500,000 | 250,000 | 500,000 | 250,000 | 500,000 | 250,000 | 4,500,000 |
| <b>Funding Source:</b>  |                  |   |                       |                           |                                    |   |         |         |         |         |         |         |           |
| Local Option Gas Tax  |                  | 750,000                                   | 500,000               | 250,000                   | 500,000                            | 250,000                                   | 500,000 | 250,000 | 500,000 | 250,000 | 500,000 | 250,000 | 4,500,000 |
| <b>Funding Total:</b>   |                  | 750,000                                   | 500,000               | 250,000                   | 500,000                            | 250,000                                   | 500,000 | 250,000 | 500,000 | 250,000 | 500,000 | 250,000 | 4,500,000 |
| <b>Project Description:</b> Project to design and construct the Countywide Advanced Traffic Management System (ATMS)/Intelligent Transportation System (ITS) utilizing the 9th Cent Fuel Tax. |                  |   |                       |                           |                                    |   |         |         |         |         |         |         |           |
| <b>Project Classifications:</b>   |                  |   |                       |                           |                                    |   |         |         |         |         |         |         |           |
| CIE Elements  |                  | Transportation/Transportation Systems     |                       |                           |                                    |   |         |         |         |         |         |         |           |
| Location  |                  | Countywide                                |                       |                           |                                    |   |         |         |         |         |         |         |           |

Pinellas County Capital Improvement Program  
Project Budget Detail Report

August 24, 2015  
Page 308 of 387

Parameters: Budget Type Code: Planning Fund Type: All

| Current<br>Year<br>Estimate   |               |          |          |          |          |          |          |          |          |          |          |               |
|---|---------------|----------|----------|----------|----------|----------|----------|----------|----------|----------|----------|---------------|
|   | 2015          | 2016     | 2017     | 2018     | 2019     | 2020     | 2021     | 2022     | 2023     | 2024     | 2025     | Total         |
| <b>Function: Transportation</b>   |               |          |          |          |          |          |          |          |          |          |          |               |
| <b>Activity: Road &amp; Street Facilities</b>   |               |          |          |          |          |          |          |          |          |          |          |               |
| <b>Project: 000109A 2161 Beckett Bridge Project Development &amp; Environment Study</b>   |               |          |          |          |          |          |          |          |          |          |          |               |
| Fund: 3001 Capital Projects Center: 414100 CIP-Transportation Program: 3031 Bridges-Repair & Improvement                                |               |          |          |          |          |          |          |          |          |          |          |               |
| 020.1 Design-Penny 30,000   | 0             | 0        | 0        | 0        | 0        | 0        | 0        | 0        | 0        | 0        | 0        | 30,000        |
| <i>Project Total for : Fund: 3001 Capital Projects Center: 414100 CIP-Transportation Program: 3031 Bridges-Repair &amp; Improvement</i> | <i>30,000</i> | <i>0</i> | <i>0</i> | <i>0</i> | <i>0</i> | <i>0</i> | <i>0</i> | <i>0</i> | <i>0</i> | <i>0</i> | <i>0</i> | <i>30,000</i> |
| <i>Total for Project: 000109A 2161 Beckett Bridge Project Development &amp; Environment Study</i>                                       | <i>30,000</i> | <i>0</i> | <i>0</i> | <i>0</i> | <i>0</i> | <i>0</i> | <i>0</i> | <i>0</i> | <i>0</i> | <i>0</i> | <i>0</i> | <i>30,000</i> |
| <b>Funding Source:</b>  |               |          |          |          |          |          |          |          |          |          |          |               |
| Penny for Pinellas 30,000   | 0             | 0        | 0        | 0        | 0        | 0        | 0        | 0        | 0        | 0        | 0        | 30,000        |
| <i>Funding Total:</i>   | <i>30,000</i> | <i>0</i> | <i>0</i> | <i>0</i> | <i>0</i> | <i>0</i> | <i>0</i> | <i>0</i> | <i>0</i> | <i>0</i> | <i>0</i> | <i>30,000</i> |

Project Description: Prepare a Project Development & Environment Study to determine the type of improvements or replacement necessary for the Beckett Bridge.

Project Classifications:

|                        |                                 |
|------------------------|---------------------------------|
| Location               | Tarpon Springs                  |
| Originating Department | DEI Public Works                |
| Penny Program          | Transportation and Traffic Flow |

Pinellas County Capital Improvement Program  
Project Budget Detail Report

August 24, 2015

Page 309 of 387

Parameters: Budget Type Code: Planning Fund Type: All

| Current<br>Year<br>Estimate<br>20152016201720182019202020212022202320242025Total |                                 |                          |                         |                    |  |   |   |   |   |   |   |        |
|--|---------------------------------|--------------------------|-------------------------|--------------------|--|---|---|---|---|---|---|--------|
| Function: Transportation<br>Activity: Road & Street Facilities                   |                                 |                          |                         |                    |  |   |   |   |   |   |   |        |
| Project: 000116A ATMS Belcher Road   |                                 |                          |                         |                    |  |   |   |   |   |   |   |        |
| Fund: 3001<br>110.7  | Capital Projects<br>Other-Grant | Center: 414100<br>25,000 | CIP-Transportation<br>0 | Program: 3033<br>0 | Advanced Traffic Management System<br>00000000 |   |   |   |   |   |   |        |
| Project Total for : Fund: 3001 Capital Projects Center: 414100                   |                                 |                          | CIP-Transportation      | Program: 3033      | Advanced Traffic Management System             |   |   |   |   |   |   |        |
| 25,000   |                                 |                          | 0                       | 0                  | 00000000                                       |   |   |   |   |   |   |        |
| Total for Project: 000116A ATMS Belcher Road                                     |                                 |                          | 25,000                  | 0                  | 0  | 0 | 0 | 0 | 0 | 0 | 0 | 25,000 |
| Funding Source:  |                                 |                          |                         |                    |  |   |   |   |   |   |   |        |
| Grant - State  |                                 | 25,000                   | 0                       | 0                  | 0  | 0 | 0 | 0 | 0 | 0 | 0 | 25,000 |
| Funding Total:   |                                 | 25,000                   | 0                       | 0                  | 0  | 0 | 0 | 0 | 0 | 0 | 0 | 25,000 |

Project Description: Installation of ATMS / ITS system on Belcher Road.

Project Classifications:

Location Countywide



Pinellas County Capital Improvement Program  
Project Budget Detail Report

August 24, 2015

Page 310 of 387

Parameters: Budget Type Code: Planning Fund Type: All

|  |                  | Current<br>Year<br>Estimate<br>2015       | 2016                  | 2017                                       | 2018                 | 2019                                    | 2020    | 2021      | 2022      | 2023      | 2024      | 2025      | Total      |
|--|------------------|---|-----------------------|--|----------------------|---|---------|-----------|-----------|-----------|-----------|-----------|------------|
| <b>Function: Transportation</b>                            |                  |   |                       |  |                      |   |         |           |           |           |           |           |            |
| <b>Activity: Road &amp; Street Facilities</b>              |                  |   |                       |  |                      |   |         |           |           |           |           |           |            |
| <b>Project: 000125A 1646 Bridge Rehabilitation Program</b> |                  |   |                       |  |                      |   |         |           |           |           |           |           |            |
| Fund: 3001   | Capital Projects | Center: 414100                            | CIP-Transportation    | Program: 3031 Bridges-Repair & Improvement |                      |   |         |           |           |           |           |           |            |
| 020.1  | Design-Penny     | 18,000                                    | 50,000                | 50,000                                     | 50,000               | 50,000                                  | 10,000  | 0         | 0         | 0         | 0         | 0         | 228,000    |
| 020.5  | Design-Unfunded  | 0   | 0                     | 0  | 0                    | 0                                       | 40,000  | 250,000   | 250,000   | 250,000   | 250,000   | 250,000   | 1,290,000  |
| 030.1  | Constr-Penny     | 182,000                                   | 450,000               | 450,000                                    | 450,000              | 450,000                                 | 100,000 | 0         | 0         | 0         | 0         | 0         | 2,082,000  |
| 030.5  | Constr-Unfunded  | 0   | 0                     | 0  | 0                    | 0                                       | 400,000 | 2,500,000 | 2,500,000 | 2,500,000 | 2,500,000 | 2,500,000 | 12,900,000 |
| <b>Project Total for : Fund: 3001</b>                      |                  | <i>Capital Projects</i>                   | <i>Center: 414100</i> | <i>CIP-Transportation</i>                  | <i>Program: 3031</i> | <i>Bridges-Repair &amp; Improvement</i> |         |           |           |           |           |           |            |
|  |                  | 200,000                                   | 500,000               | 500,000                                    | 500,000              | 500,000                                 | 550,000 | 2,750,000 | 2,750,000 | 2,750,000 | 2,750,000 | 2,750,000 | 16,500,000 |
| <b>Total for Project: 000125A</b>                          |                  | <b>1646 Bridge Rehabilitation Program</b> |                       |  |                      |   |         |           |           |           |           |           |            |
|  |                  | 200,000                                   | 500,000               | 500,000                                    | 500,000              | 500,000                                 | 550,000 | 2,750,000 | 2,750,000 | 2,750,000 | 2,750,000 | 2,750,000 | 16,500,000 |
| <b>Funding Source:</b>                                     |                  |   |                       |  |                      |   |         |           |           |           |           |           |            |
| Unfunded   |                  | 0   | 0                     | 0  | 0                    | 0                                       | 440,000 | 2,750,000 | 2,750,000 | 2,750,000 | 2,750,000 | 2,750,000 | 14,190,000 |
| Penny for Pinellas   |                  | 200,000                                   | 500,000               | 500,000                                    | 500,000              | 500,000                                 | 110,000 | 0         | 0         | 0         | 0         | 0         | 2,310,000  |
| <b>Funding Total:</b>                                      |                  | 200,000                                   | 500,000               | 500,000                                    | 500,000              | 500,000                                 | 550,000 | 2,750,000 | 2,750,000 | 2,750,000 | 2,750,000 | 2,750,000 | 16,500,000 |

**Project Description:** Rehabilitation or replacement work as needed to preserve the integrity of the county's bridge system. Projects to be selected from prioritized list.

**Project Classifications:**

|                        |                                       |
|------------------------|---------------------------------------|
| CIE Elements           | Transportation/Transportation Systems |
| Location               | Countywide                            |
| Originating Department | DEI Public Works                      |
| Penny Program          | Transportation and Traffic Flow       |

Pinellas County Capital Improvement Program  
Project Budget Detail Report

August 24, 2015

Page 311 of 387

Parameters: Budget Type Code: Planning Fund Type: All

|  | Current<br>Year<br>Estimate<br>2015 | 2016 | 2017 | 2018 | 2019 | 2020 | 2021 | 2022 | 2023 | 2024 | 2025 | Total |
|--|-------------------------------------|------|------|------|------|------|------|------|------|------|------|-------|
|--|-------------------------------------|------|------|------|------|------|------|------|------|------|------|-------|

Function: Transportation  
Activity: Road & Street Facilities

Project: 000126A 2182 Bryan Dairy Rd @ Starkey Rd Intersection Improvements

|                                       |                  |   |                       |                           |                                    |   |   |   |   |   |   |           |
|---------------------------------------|------------------|---|-----------------------|---------------------------|------------------------------------|---|---|---|---|---|---|-----------|
| Fund: 3001                            | Capital Projects | Center: 414100  | CIP-Transportation    | Program: 3021             | Intersection Improvements Projects |   |   |   |   |   |   |           |
| 030.1                                 | Constr-Penny     | 700,000   | 500,000               | 0                         | 0                                  | 0   | 0 | 0 | 0 | 0 | 0 | 1,200,000 |
| 030.4                                 | Constr-Grant     | 300,000   | 0                     | 0                         | 0                                  | 0   | 0 | 0 | 0 | 0 | 0 | 300,000   |
| <b>Project Total for : Fund: 3001</b> |                  | <i>Capital Projects</i>   | <i>Center: 414100</i> | <i>CIP-Transportation</i> | <i>Program: 3021</i>               | <i>Intersection Improvements Projects</i> |   |   |   |   |   |           |
|                                       |                  | 1,000,000   | 500,000               | 0                         | 0                                  | 0   | 0 | 0 | 0 | 0 | 0 | 1,500,000 |
| <b>Total for Project: 000126A</b>     |                  | <b>2182 Bryan Dairy Rd @ Starkey Rd Intersection Improvements</b> |                       |                           |                                    |   |   |   |   |   |   |           |
|                                       |                  | 1,000,000   | 500,000               | 0                         | 0                                  | 0   | 0 | 0 | 0 | 0 | 0 | 1,500,000 |
| <b>Funding Source:</b>                |                  |   |                       |                           |                                    |   |   |   |   |   |   |           |
| Grant - State                         |                  | 300,000   | 0                     | 0                         | 0                                  | 0   | 0 | 0 | 0 | 0 | 0 | 300,000   |
| Penny for Pinellas                    |                  | 700,000   | 500,000               | 0                         | 0                                  | 0   | 0 | 0 | 0 | 0 | 0 | 1,200,000 |
| <b>Funding Total:</b>                 |                  | 1,000,000   | 500,000               | 0                         | 0                                  | 0   | 0 | 0 | 0 | 0 | 0 | 1,500,000 |

Project Description: Intersection improvements at Bryan Dairy Road and Starkey Road.

Project Classifications:

|                        |                                       |
|------------------------|---------------------------------------|
| CIE Elements           | Transportation/Transportation Systems |
| Location               | Countywide                            |
| Originating Department | DEI Public Works                      |
| Penny Program          | Transportation and Traffic Flow       |
| TIF District           | Greater Seminole Area                 |

Pinellas County Capital Improvement Program  
Project Budget Detail Report

August 24, 2015

Page 312 of 387

Parameters: Budget Type Code: Planning Fund Type: All

| Current<br>Year<br>Estimate  |               |          |          |          |          |          |          |          |          |          |          |               |
|--|---------------|----------|----------|----------|----------|----------|----------|----------|----------|----------|----------|---------------|
|  | 2015          | 2016     | 2017     | 2018     | 2019     | 2020     | 2021     | 2022     | 2023     | 2024     | 2025     | Total         |
| <b>Function: Transportation</b>  |               |          |          |          |          |          |          |          |          |          |          |               |
| <b>Activity: Road &amp; Street Facilities</b>  |               |          |          |          |          |          |          |          |          |          |          |               |
| <b>Project: 000127A 920588 Bryan Dairy Road - Starkey to 72nd St</b>   |               |          |          |          |          |          |          |          |          |          |          |               |
| Fund: 3001 Capital Projects Center: 414100 CIP-Transportation Program: 3020 Arterial Roads Projects                            |               |          |          |          |          |          |          |          |          |          |          |               |
| 030.1 Constr-Penny 76,000  | 0             | 0        | 0        | 0        | 0        | 0        | 0        | 0        | 0        | 0        | 0        | 76,000        |
| <b>Project Total for : Fund: 3001 Capital Projects Center: 414100 CIP-Transportation Program: 3020 Arterial Roads Projects</b> | <b>76,000</b> | <b>0</b> | <b>0</b> | <b>0</b> | <b>0</b> | <b>0</b> | <b>0</b> | <b>0</b> | <b>0</b> | <b>0</b> | <b>0</b> | <b>76,000</b> |
| <b>Total for Project: 000127A 920588 Bryan Dairy Road - Starkey to 72nd St</b>   | <b>76,000</b> | <b>0</b> | <b>0</b> | <b>0</b> | <b>0</b> | <b>0</b> | <b>0</b> | <b>0</b> | <b>0</b> | <b>0</b> | <b>0</b> | <b>76,000</b> |
| <b>Funding Source:</b>   |               |          |          |          |          |          |          |          |          |          |          |               |
| Penny for Pinellas 76,000  | 0             | 0        | 0        | 0        | 0        | 0        | 0        | 0        | 0        | 0        | 0        | 76,000        |
| <b>Funding Total:</b>  | <b>76,000</b> | <b>0</b> | <b>0</b> | <b>0</b> | <b>0</b> | <b>0</b> | <b>0</b> | <b>0</b> | <b>0</b> | <b>0</b> | <b>0</b> | <b>76,000</b> |

**Project Description:** Reconstruct & widen Bryan Dairy Rd. from a 4 to 6-lane divided urban arterial roadway. Proj. includes improvements to Belcher Rd. from S of Bryan Dairy Rd. to N of 114th Ave. (Proj. length of 1.48 mi. along Bryan Dairy Rd. & .62 mile along Belcher Rd

|                                 |                                       |
|---------------------------------|---------------------------------------|
| <b>Project Classifications:</b> |                                       |
| CIE Elements                    | Transportation/Transportation Systems |
| County Road Corridor            | CR 296                                |
| Location                        | Pinellas Park                         |
| Originating Department          | DEI Public Works                      |
| Penny Program                   | Transportation and Traffic Flow       |
| TIF District                    | Various                               |

Pinellas County Capital Improvement Program  
Project Budget Detail Report

August 24, 2015

Page 313 of 387

Parameters: Budget Type Code: Planning Fund Type: All

|  | Current<br>Year<br>Estimate<br>2015 | 2016 | 2017 | 2018 | 2019 | 2020 | 2021 | 2022 | 2023 | 2024 | 2025 | Total |
|--|-------------------------------------|------|------|------|------|------|------|------|------|------|------|-------|
|--|-------------------------------------|------|------|------|------|------|------|------|------|------|------|-------|

Function: Transportation  
Activity: Road & Street Facilities

Project: 000130A 104 Contingency Roadway & Right-of-Way Requirements

|                                       |                   |  |                       |                           |                                |   |        |        |        |        |        |           |
|---------------------------------------|-------------------|--|-----------------------|---------------------------|--------------------------------|---|--------|--------|--------|--------|--------|-----------|
| Fund: 3001                            | Capital Projects  | Center: 414100   | CIP-Transportation    | Program: 3024             | Road & Street Support Projects |   |        |        |        |        |        |           |
| 010.1                                 | Acquisition-Penny | 1,000,000  | 700,000               | 0                         | 0                              | 0   | 0      | 0      | 0      | 0      | 0      | 1,700,000 |
| 020.1                                 | Design-Penny      | 100,000  | 35,000                | 0                         | 0                              | 0   | 0      | 0      | 0      | 0      | 0      | 135,000   |
| 030.1                                 | Constr-Penny      | 10,000   | 10,000                | 10,000                    | 10,000                         | 10,000                                    | 3,000  | 0      | 0      | 0      | 0      | 53,000    |
| 030.5                                 | Constr-Unfunded   | 0  | 0                     | 0                         | 0                              | 0   | 7,000  | 10,000 | 10,000 | 10,000 | 10,000 | 47,000    |
| <b>Project Total for : Fund: 3001</b> |                   | <b>Capital Projects</b>  | <b>Center: 414100</b> | <b>CIP-Transportation</b> | <b>Program: 3024</b>           | <b>Road &amp; Street Support Projects</b> |        |        |        |        |        |           |
|                                       |                   | 1,110,000  | 745,000               | 10,000                    | 10,000                         | 10,000                                    | 10,000 | 10,000 | 10,000 | 10,000 | 0      | 1,935,000 |
| <b>Total for Project: 000130A</b>     |                   | <b>104 Contingency Roadway &amp; Right-of-Way Requirements</b> |                       |                           |                                |   |        |        |        |        |        |           |
|                                       |                   | 1,110,000  | 745,000               | 10,000                    | 10,000                         | 10,000                                    | 10,000 | 10,000 | 10,000 | 10,000 | 0      | 1,935,000 |
| <b>Funding Source:</b>                |                   |  |                       |                           |                                |   |        |        |        |        |        |           |
| Unfunded                              |                   | 0  | 0                     | 0                         | 0                              | 0   | 7,000  | 10,000 | 10,000 | 10,000 | 10,000 | 47,000    |
| Penny for Pinellas                    |                   | 1,110,000  | 745,000               | 10,000                    | 10,000                         | 10,000                                    | 3,000  | 0      | 0      | 0      | 0      | 1,888,000 |
| <b>Funding Total:</b>                 |                   | 1,110,000  | 745,000               | 10,000                    | 10,000                         | 10,000                                    | 10,000 | 10,000 | 10,000 | 10,000 | 0      | 1,935,000 |

**Project Description:** Reserve to meet court judgements on condemnation/ eminent domain cases, hazardous material evaluations and services, and other unanticipated right of way needs, or other general contingency road repair needs.

**Project Classifications:**  
CIE Elements Transportation/Transportation Systems  
Location Countywide  
Originating Department DEI Public Works  
Penny Program Transportation and Traffic Flow

Pinellas County Capital Improvement Program  
Project Budget Detail Report

Parameters: Budget Type Code: Planning Fund Type: All

| Current Year Estimate |      |      |      |      |      |      |      |      |      |      |       |  |
|-----------------------|------|------|------|------|------|------|------|------|------|------|-------|--|
| 2015                  | 2016 | 2017 | 2018 | 2019 | 2020 | 2021 | 2022 | 2023 | 2024 | 2025 | Total |  |

Function: Transportation  
Activity: Road & Street Facilities

Project: 000144A 1096 General Sidewalk and ADA Program

|  |                  |                |                    |               |                    |           |           |           |           |           |           |           |            |
|--|------------------|----------------|--------------------|---------------|--------------------|-----------|-----------|-----------|-----------|-----------|-----------|-----------|------------|
| Fund: 3001   | Capital Projects | Center: 414100 | CIP-Transportation | Program: 3026 | Sidewalks Projects |           |           |           |           |           |           |           |            |
| 020.1  | Design-Penny     | 219,000        | 218,000            | 110,000       | 323,000            | 320,000   | 80,000    | 0         | 0         | 0         | 0         | 0         | 1,270,000  |
| 020.5  | Design-Unfunded  | 0              | 0                  | 0             | 0                  | 0         | 240,000   | 320,000   | 320,000   | 320,000   | 320,000   | 320,000   | 1,840,000  |
| 030.1  | Constr-Penny     | 1,500,000      | 1,500,000          | 703,000       | 1,353,000          | 1,341,000 | 335,000   | 0         | 0         | 0         | 0         | 0         | 6,732,000  |
| 030.5  | Constr-Unfunded  | 0              | 0                  | 0             | 0                  | 0         | 1,005,000 | 1,340,000 | 1,340,000 | 1,340,000 | 1,340,000 | 1,340,000 | 7,705,000  |
| Project Total for : Fund: 3001 Capital Projects                  |                  | Center: 414100 | CIP-Transportation | Program: 3026 | Sidewalks Projects |           |           |           |           |           |           |           |            |
|  |                  | 1,719,000      | 1,718,000          | 813,000       | 1,676,000          | 1,661,000 | 1,660,000 | 1,660,000 | 1,660,000 | 1,660,000 | 1,660,000 | 1,660,000 | 17,547,000 |
| Total for Project: 000144A 1096 General Sidewalk and ADA Program |                  | 1,719,000      | 1,718,000          | 813,000       | 1,676,000          | 1,661,000 | 1,660,000 | 1,660,000 | 1,660,000 | 1,660,000 | 1,660,000 | 1,660,000 | 17,547,000 |
| Funding Source:  |                  |                |                    |               |                    |           |           |           |           |           |           |           |            |
| Unfunded   |                  | 0              | 0                  | 0             | 0                  | 0         | 1,245,000 | 1,660,000 | 1,660,000 | 1,660,000 | 1,660,000 | 1,660,000 | 9,545,000  |
| Penny for Pinellas   |                  | 1,719,000      | 1,718,000          | 813,000       | 1,676,000          | 1,661,000 | 415,000   | 0         | 0         | 0         | 0         | 0         | 8,002,000  |
| Funding Total:   |                  | 1,719,000      | 1,718,000          | 813,000       | 1,676,000          | 1,661,000 | 1,660,000 | 1,660,000 | 1,660,000 | 1,660,000 | 1,660,000 | 1,660,000 | 17,547,000 |

Project Description: Funding for construction of sidewalk and ADA improvements countywide. Project locations are chosen from a prioritized list.

Project Classifications:  
CIE Elements Transportation/Transportation Systems  
Location Countywide  
Originating Department DEI Public Works  
Penny Program Transportation and Traffic Flow

Pinellas County Capital Improvement Program  
Project Budget Detail Report

August 24, 2015

Page 315 of 387

Parameters: Budget Type Code: Planning Fund Type: All

| Current Year Estimate   |           |           |           |           |           |      |      |      |      |      |      |            |
|---|-----------|-----------|-----------|-----------|-----------|------|------|------|------|------|------|------------|
|   | 2015      | 2016      | 2017      | 2018      | 2019      | 2020 | 2021 | 2022 | 2023 | 2024 | 2025 | Total      |
| <b>Function: Transportation</b>   |           |           |           |           |           |      |      |      |      |      |      |            |
| <b>Activity: Road &amp; Street Facilities</b>   |           |           |           |           |           |      |      |      |      |      |      |            |
| <b>Project: 000146A 875 Gulf Blvd Improvements</b>  |           |           |           |           |           |      |      |      |      |      |      |            |
| Fund: 3001 Capital Projects Center: 414100 CIP-Transportation Program: 3024 Road & Street Support Projects                                |           |           |           |           |           |      |      |      |      |      |      |            |
| 110.1 Other-Penny   | 3,217,800 | 8,160,210 | 7,000,000 | 7,000,000 | 7,000,000 | 0    | 0    | 0    | 0    | 0    | 0    | 32,378,010 |
| <i>Project Total for : Fund: 3001 Capital Projects Center: 414100 CIP-Transportation Program: 3024 Road &amp; Street Support Projects</i> | 3,217,800 | 8,160,210 | 7,000,000 | 7,000,000 | 7,000,000 | 0    | 0    | 0    | 0    | 0    | 0    | 32,378,010 |
| <i>Total for Project: 000146A 875 Gulf Blvd Improvements</i>  | 3,217,800 | 8,160,210 | 7,000,000 | 7,000,000 | 7,000,000 | 0    | 0    | 0    | 0    | 0    | 0    | 32,378,010 |
| <b>Funding Source:</b>  |           |           |           |           |           |      |      |      |      |      |      |            |
| Penny for Pinellas  | 3,217,800 | 8,160,210 | 7,000,000 | 7,000,000 | 7,000,000 | 0    | 0    | 0    | 0    | 0    | 0    | 32,378,010 |
| <i>Funding Total:</i>   | 3,217,800 | 8,160,210 | 7,000,000 | 7,000,000 | 7,000,000 | 0    | 0    | 0    | 0    | 0    | 0    | 32,378,010 |

**Project Description:** Enhancement of Gulf Blvd. from SR 60 on Clearwater Beach, south to Pass-A-Grille Beach. Enhancements include relocate aerial utility lines underground, construct pedestrian cross-walks, install decorative street lighting, common signage & landscape.

**Project Classifications:**  
CIE Elements Transportation/Transportation Systems  
Originating Department DEI Public Works  
Penny Program Transportation and Traffic Flow

Pinellas County Capital Improvement Program  
Project Budget Detail Report

August 24, 2015

Page 316 of 387

Parameters: Budget Type Code: Planning Fund Type: All

|   |                  | Current<br>Year<br>Estimate<br>2015              | 2016                  | 2017                      | 2018                    | 2019                           | 2020 | 2021 | 2022 | 2023 | 2024 | 2025 | Total     |
|---|------------------|--|-----------------------|---------------------------|-------------------------|--------------------------------|------|------|------|------|------|------|-----------|
| <b>Function: Transportation</b>                                   |                  |  |                       |                           |                         |                                |      |      |      |      |      |      |           |
| <b>Activity: Road &amp; Street Facilities</b>                     |                  |  |                       |                           |                         |                                |      |      |      |      |      |      |           |
| <b>Project: 000147A Haines Rd from 51st Avenue to 60th Avenue</b> |                  |  |                       |                           |                         |                                |      |      |      |      |      |      |           |
| Fund: 3001  | Capital Projects | Center: 414100                                   | CIP-Transportation    | Program: 3020             | Arterial Roads Projects |                                |      |      |      |      |      |      |           |
| 010.8   | Acq-Penny        | 100,000  | 0                     | 0                         | 0                       | 0                              | 0    | 0    | 0    | 0    | 0    | 0    | 100,000   |
| 020.8   | Design-Penny     | 250,000  | 100,000               | 150,000                   | 0                       | 0                              | 0    | 0    | 0    | 0    | 0    | 0    | 500,000   |
| 030.8   | Constr-Penny     | 0  | 1,500,000             | 2,000,000                 | 0                       | 0                              | 0    | 0    | 0    | 0    | 0    | 0    | 3,500,000 |
| <b>Project Total for : Fund: 3001</b>                             |                  | <i>Capital Projects</i>                          | <i>Center: 414100</i> | <i>CIP-Transportation</i> | <i>Program: 3020</i>    | <i>Arterial Roads Projects</i> |      |      |      |      |      |      |           |
|   |                  | 350,000  | 1,600,000             | 2,150,000                 | 0                       | 0                              | 0    | 0    | 0    | 0    | 0    | 0    | 4,100,000 |
| <b>Total for Project: 000147A</b>                                 |                  | <b>Haines Rd from 51st Avenue to 60th Avenue</b> |                       |                           |                         |                                |      |      |      |      |      |      |           |
|   |                  | 350,000  | 1,600,000             | 2,150,000                 | 0                       | 0                              | 0    | 0    | 0    | 0    | 0    | 0    | 4,100,000 |
| <b>Funding Source:</b>  |                  |  |                       |                           |                         |                                |      |      |      |      |      |      |           |
| Penny for Pinellas  |                  | 350,000  | 1,600,000             | 2,150,000                 | 0                       | 0                              | 0    | 0    | 0    | 0    | 0    | 0    | 4,100,000 |
| <b>Funding Total:</b>   |                  | 350,000  | 1,600,000             | 2,150,000                 | 0                       | 0                              | 0    | 0    | 0    | 0    | 0    | 0    | 4,100,000 |

**Project Description:** Reconstruction of Haines Road to a 2-lane urban roadway with sidewalk and drainage improvements.

**Project Classifications:**

|                        |                                       |
|------------------------|---------------------------------------|
| CIE Elements           | Transportation/Transportation Systems |
| Location               | St Petersburg                         |
| Originating Department | DEI Public Works                      |
| Penny Program          | Transportation and Traffic Flow       |
| TIF District           | Greater St. Petersburg Area           |

Pinellas County Capital Improvement Program  
Project Budget Detail Report

August 24, 2015

Page 317 of 387

Parameters: Budget Type Code: Planning Fund Type: All

|  |                    | Current<br>Year<br>Estimate<br>2015                                   | 2016                  | 2017                      | 2018                 | 2019                      | 2020 | 2021 | 2022 | 2023 | 2024 | 2025 | Total   |
|--|--------------------|---|-----------------------|---------------------------|----------------------|---------------------------|------|------|------|------|------|------|---------|
| <b>Function: Transportation</b>  |                    |   |                       |                           |                      |                           |      |      |      |      |      |      |         |
| <b>Activity: Road &amp; Street Facilities</b>  |                    |   |                       |                           |                      |                           |      |      |      |      |      |      |         |
| <b>Project: 000151A Indian Rocks Road Sidewalk from Walsingham Road to Wilcox Road</b> |                    |   |                       |                           |                      |                           |      |      |      |      |      |      |         |
| Fund: 3001   | Capital Projects   | Center: 414100  | CIP-Transportation    | Program: 3026             | Sidewalks Projects   |                           |      |      |      |      |      |      |         |
| 020.1  | Design-Penny       | 67,000  | 0                     | 0                         | 0                    | 0                         | 0    | 0    | 0    | 0    | 0    | 0    | 67,000  |
| 030.1  | Constr-Penny       | 300,000   | 0                     | 0                         | 0                    | 0                         | 0    | 0    | 0    | 0    | 0    | 0    | 300,000 |
| <b>Project Total for : Fund: 3001</b>  |                    | <i>Capital Projects</i>   | <i>Center: 414100</i> | <i>CIP-Transportation</i> | <i>Program: 3026</i> | <i>Sidewalks Projects</i> |      |      |      |      |      |      |         |
|  |                    | 367,000   | 0                     | 0                         | 0                    | 0                         | 0    | 0    | 0    | 0    | 0    | 0    | 367,000 |
| <b>Total for Project: 000151A</b>  |                    | <b>Indian Rocks Road Sidewalk from Walsingham Road to Wilcox Road</b> |                       |                           |                      |                           |      |      |      |      |      |      |         |
|  |                    | 367,000   | 0                     | 0                         | 0                    | 0                         | 0    | 0    | 0    | 0    | 0    | 0    | 367,000 |
| <b>Funding Source:</b>   |                    |   |                       |                           |                      |                           |      |      |      |      |      |      |         |
|  | Penny for Pinellas | 367,000   | 0                     | 0                         | 0                    | 0                         | 0    | 0    | 0    | 0    | 0    | 0    | 367,000 |
| <b>Funding Total:</b>  |                    | 367,000   | 0                     | 0                         | 0                    | 0                         | 0    | 0    | 0    | 0    | 0    | 0    | 367,000 |

**Project Description:** Construction of sidewalks on Indian Rocks Road from Walsingham Road to Wilcox Road to improve student access to Anona Elementary School and general pedestrian access within the area.

**Project Classifications:**

|                        |                                  |
|------------------------|----------------------------------|
| Location               | Largo, Belleair, Belleair Bluffs |
| Originating Department | DEI Public Works                 |
| Penny Program          | Transportation and Traffic Flow  |
| TIF District           | Greater Largo Area               |



Pinellas County Capital Improvement Program  
Project Budget Detail Report

August 24, 2015  
Page 318 of 387

Parameters: Budget Type Code: Planning Fund Type: All

|   |                  | Current<br>Year<br>Estimate<br>2015 | 2016                  | 2017                      | 2018                               | 2019                                      | 2020    | 2021      | 2022      | 2023      | 2024      | 2025 | Total     |
|---|------------------|-------------------------------------|-----------------------|---------------------------|------------------------------------|---|---------|-----------|-----------|-----------|-----------|------|-----------|
| <b>Function: Transportation</b>                   |                  |                                     |                       |                           |                                    |   |         |           |           |           |           |      |           |
| <b>Activity: Road &amp; Street Facilities</b>     |                  |                                     |                       |                           |                                    |   |         |           |           |           |           |      |           |
| <b>Project: 000152A Intersection Improvements</b> |                  |                                     |                       |                           |                                    |   |         |           |           |           |           |      |           |
| Fund: 3001  | Capital Projects | Center: 414100                      | CIP-Transportation    | Program: 3021             | Intersection Improvements Projects |   |         |           |           |           |           |      |           |
| 020.1   | Design-Penny     | 70,000                              | 230,000               | 0                         | 0                                  | 0   | 0       | 0         | 0         | 0         | 0         | 0    | 300,000   |
| 030.1   | Constr-Penny     | 0                                   | 0                     | 0                         | 554,000                            | 2,084,000                                 | 0       | 0         | 0         | 0         | 0         | 0    | 2,638,000 |
| 030.5   | Constr-Unfunded  | 0                                   | 0                     | 0                         | 0                                  | 0   | 900,000 | 1,200,000 | 1,200,000 | 1,200,000 | 1,200,000 | 0    | 5,700,000 |
| <b>Project Total for : Fund: 3001</b>             |                  | <b>Capital Projects</b>             | <b>Center: 414100</b> | <b>CIP-Transportation</b> | <b>Program: 3021</b>               | <b>Intersection Improvements Projects</b> |         |           |           |           |           |      |           |
|   |                  | 70,000                              | 230,000               | 0                         | 554,000                            | 2,084,000                                 | 900,000 | 1,200,000 | 1,200,000 | 1,200,000 | 1,200,000 | 0    | 8,638,000 |
| <b>Total for Project: 000152A</b>                 |                  | <b>Intersection Improvements</b>    |                       |                           |                                    |   |         |           |           |           |           |      |           |
|   |                  | 70,000                              | 230,000               | 0                         | 554,000                            | 2,084,000                                 | 900,000 | 1,200,000 | 1,200,000 | 1,200,000 | 1,200,000 | 0    | 8,638,000 |
| <b>Funding Source:</b>                            |                  |                                     |                       |                           |                                    |   |         |           |           |           |           |      |           |
| Unfunded  |                  | 0                                   | 0                     | 0                         | 0                                  | 0   | 900,000 | 1,200,000 | 1,200,000 | 1,200,000 | 1,200,000 | 0    | 5,700,000 |
| Penny for Pinellas                                |                  | 70,000                              | 230,000               | 0                         | 554,000                            | 2,084,000                                 | 0       | 0         | 0         | 0         | 0         | 0    | 2,938,000 |
| <b>Funding Total:</b>                             |                  | 70,000                              | 230,000               | 0                         | 554,000                            | 2,084,000                                 | 900,000 | 1,200,000 | 1,200,000 | 1,200,000 | 1,200,000 | 0    | 8,638,000 |

**Project Description:** Funding allocation for Countywide intersection safety and capacity modifications and mast arm signalization projects.

**Project Classifications:**

|                        |                                       |
|------------------------|---------------------------------------|
| CIE Elements           | Transportation/Transportation Systems |
| Location               | Countywide                            |
| Originating Department | DEI Public Works                      |
| Penny Program          | Transportation and Traffic Flow       |

Pinellas County Capital Improvement Program  
Project Budget Detail Report

August 24, 2015

Page 319 of 387

Parameters: Budget Type Code: Planning Fund Type: All

| Current Year Estimate  |                    |                |                    |               |                         |      |      |      |      |      |      |         |
|--|--------------------|----------------|--------------------|---------------|-------------------------|------|------|------|------|------|------|---------|
|  | 2015               | 2016           | 2017               | 2018          | 2019                    | 2020 | 2021 | 2022 | 2023 | 2024 | 2025 | Total   |
| <b>Function: Transportation</b>  |                    |                |                    |               |                         |      |      |      |      |      |      |         |
| <b>Activity: Road &amp; Street Facilities</b>  |                    |                |                    |               |                         |      |      |      |      |      |      |         |
| <b>Project: 000154A 920522 Keystone Road - US19 to East Lake Rd</b>  |                    |                |                    |               |                         |      |      |      |      |      |      |         |
| Fund: 3001   | Capital Projects   | Center: 414100 | CIP-Transportation | Program: 3020 | Arterial Roads Projects |      |      |      |      |      |      |         |
| 110.1  | Other-Penny        | 250,000        | 0                  | 0             | 0                       | 0    | 0    | 0    | 0    | 0    | 0    | 250,000 |
| <b>Project Total for : Fund: 3001 Capital Projects Center: 414100 CIP-Transportation Program: 3020 Arterial Roads Projects</b> |                    |                |                    |               |                         |      |      |      |      |      |      |         |
|  |                    | 250,000        | 0                  | 0             | 0                       | 0    | 0    | 0    | 0    | 0    | 0    | 250,000 |
| <b>Total for Project: 000154A 920522 Keystone Road - US19 to East Lake Rd</b>  |                    |                |                    |               |                         |      |      |      |      |      |      |         |
|  |                    | 250,000        | 0                  | 0             | 0                       | 0    | 0    | 0    | 0    | 0    | 0    | 250,000 |
| <b>Funding Source:</b>   |                    |                |                    |               |                         |      |      |      |      |      |      |         |
|  | Penny for Pinellas | 250,000        | 0                  | 0             | 0                       | 0    | 0    | 0    | 0    | 0    | 0    | 250,000 |
| <b>Funding Total:</b>  |                    |                |                    |               |                         |      |      |      |      |      |      |         |
|  |                    | 250,000        | 0                  | 0             | 0                       | 0    | 0    | 0    | 0    | 0    | 0    | 250,000 |

**Project Description:** Reconstruct and widen Keystone Rd. from US 19 to East Lake Rd from 2 to 4-lane divided urban arterial road including a segment of the Fred E. Marquis Trail. Project cost includes fees for Construction Engineering and Inspection. (Proj. length 3 mi.)

**Project Classifications:**  
CIE Elements Transportation/Transportation Systems  
County Road Corridor CR 582  
Location Palm Harbor, East Lake  
Originating Department DEI Public Works  
Penny Program Transportation and Traffic Flow  
TIF District Various

Pinellas County Capital Improvement Program  
Project Budget Detail Report

August 24, 2015  
Page 320 of 387

Parameters: Budget Type Code: Planning Fund Type: All

| Current Year Estimate  |                    |                |                    |               |                              |   |   |   |   |   |   |         |
|--|--------------------|----------------|--------------------|---------------|------------------------------|---|---|---|---|---|---|---------|
| 2015 2016 2017 2018 2019 2020 2021 2022 2023 2024 2025 Total   |                    |                |                    |               |                              |   |   |   |   |   |   |         |
| Function: Transportation   |                    |                |                    |               |                              |   |   |   |   |   |   |         |
| Activity: Road & Street Facilities   |                    |                |                    |               |                              |   |   |   |   |   |   |         |
| Project: 000163A 2055 LaPlaza Avenue Bridge Reconstruction   |                    |                |                    |               |                              |   |   |   |   |   |   |         |
| Fund: 3001   | Capital Projects   | Center: 414100 | CIP-Transportation | Program: 3031 | Bridges-Repair & Improvement |   |   |   |   |   |   |         |
| 030.1  | Constr-Penny       | 275,000        | 0                  | 0             | 0                            | 0 | 0 | 0 | 0 | 0 | 0 | 275,000 |
| Project Total for : Fund: 3001 Capital Projects Center: 414100 CIP-Transportation Program: 3031 Bridges-Repair & Improvement |                    |                |                    |               |                              |   |   |   |   |   |   |         |
|  |                    | 275,000        | 0                  | 0             | 0                            | 0 | 0 | 0 | 0 | 0 | 0 | 275,000 |
| Total for Project: 000163A 2055 LaPlaza Avenue Bridge Reconstruction   |                    |                |                    |               |                              |   |   |   |   |   |   |         |
|  |                    | 275,000        | 0                  | 0             | 0                            | 0 | 0 | 0 | 0 | 0 | 0 | 275,000 |
| Funding Source:  |                    |                |                    |               |                              |   |   |   |   |   |   |         |
|  | Penny for Pinellas | 275,000        | 0                  | 0             | 0                            | 0 | 0 | 0 | 0 | 0 | 0 | 275,000 |
| Funding Total:   |                    |                |                    |               |                              |   |   |   |   |   |   |         |
|  |                    | 275,000        | 0                  | 0             | 0                            | 0 | 0 | 0 | 0 | 0 | 0 | 275,000 |

Project Description: Reconstruction of the LaPlaza Avenue Bridge. This work will be done in conjunction with the Bear Creek Drainage Improvements (PID 000108A).

Project Classifications:  
CIE Elements Transportation/Transportation Systems  
Location St Petersburg  
Originating Department DEI Public Works  
Penny Program Transportation and Traffic Flow

Pinellas County Capital Improvement Program  
Project Budget Detail Report

August 24, 2015

Page 321 of 387

Parameters: Budget Type Code: Planning Fund Type: All

|  | Current<br>Year<br>Estimate<br>2015 | 2016 | 2017 | 2018 | 2019 | 2020 | 2021 | 2022 | 2023 | 2024 | 2025 | Total |
|--|-------------------------------------|------|------|------|------|------|------|------|------|------|------|-------|
|--|-------------------------------------|------|------|------|------|------|------|------|------|------|------|-------|

Function: Transportation  
Activity: Road & Street Facilities

Project: 000175A ATMS Park Boulevard Project

|                                       |                  |                                    |                       |                           |                                    |   |   |   |   |   |   |           |
|---------------------------------------|------------------|------------------------------------|-----------------------|---------------------------|------------------------------------|---|---|---|---|---|---|-----------|
| Fund: 3001                            | Capital Projects | Center: 414100                     | CIP-Transportation    | Program: 3033             | Advanced Traffic Management System |   |   |   |   |   |   |           |
| 020.6                                 | Design-LOGT      | 50,000                             | 0                     | 0                         | 0                                  | 0   | 0 | 0 | 0 | 0 | 0 | 50,000    |
| 020.7                                 | Design-Grant     | 50,000                             | 0                     | 0                         | 0                                  | 0   | 0 | 0 | 0 | 0 | 0 | 50,000    |
| 030.6                                 | Constr-LOGT      | 400,000                            | 950,000               | 408,450                   | 0                                  | 0   | 0 | 0 | 0 | 0 | 0 | 1,758,450 |
| 030.7                                 | Constr-Grant     | 400,000                            | 950,000               | 408,450                   | 0                                  | 0   | 0 | 0 | 0 | 0 | 0 | 1,758,450 |
| <b>Project Total for : Fund: 3001</b> |                  | <i>Capital Projects</i>            | <i>Center: 414100</i> | <i>CIP-Transportation</i> | <i>Program: 3033</i>               | <i>Advanced Traffic Management System</i> |   |   |   |   |   |           |
|                                       |                  | 900,000                            | 1,900,000             | 816,900                   | 0                                  | 0   | 0 | 0 | 0 | 0 | 0 | 3,616,900 |
| <b>Total for Project: 000175A</b>     |                  | <i>ATMS Park Boulevard Project</i> |                       |                           |                                    |   |   |   |   |   |   |           |
|                                       |                  | 900,000                            | 1,900,000             | 816,900                   | 0                                  | 0   | 0 | 0 | 0 | 0 | 0 | 3,616,900 |
| <b>Funding Source:</b>                |                  |                                    |                       |                           |                                    |   |   |   |   |   |   |           |
| Local Option Gas Tax                  |                  | 450,000                            | 950,000               | 408,450                   | 0                                  | 0   | 0 | 0 | 0 | 0 | 0 | 1,808,450 |
| Grant - State                         |                  | 450,000                            | 950,000               | 408,450                   | 0                                  | 0   | 0 | 0 | 0 | 0 | 0 | 1,808,450 |
| <b>Funding Total:</b>                 |                  | 900,000                            | 1,900,000             | 816,900                   | 0                                  | 0   | 0 | 0 | 0 | 0 | 0 | 3,616,900 |

Project Description: Design and Construct a new ATMS/ITS system on Park Blvd utilizing funds from 9th Cent Fuel Tax and FDOT Transportation Regional Incentive Program.

Project Classifications:  
CIE Elements Transportation/Transportation Systems  
Location Countywide

Pinellas County Capital Improvement Program  
Project Budget Detail Report

August 24, 2015  
Page 322 of 387

Parameters: Budget Type Code: Planning Fund Type: All

| Current Year Estimate   |                                  |                           |                         |                    |                                   |      |      |      |      |      |      |         |
|---|----------------------------------|---------------------------|-------------------------|--------------------|-----------------------------------|------|------|------|------|------|------|---------|
|   | 2015                             | 2016                      | 2017                    | 2018               | 2019                              | 2020 | 2021 | 2022 | 2023 | 2024 | 2025 | Total   |
| <b>Function: Transportation</b>   |                                  |                           |                         |                    |                                   |      |      |      |      |      |      |         |
| <b>Activity: Road &amp; Street Facilities</b>   |                                  |                           |                         |                    |                                   |      |      |      |      |      |      |         |
| <b>Project: 000180A 2162 Park Street Bridge Replacement</b>   |                                  |                           |                         |                    |                                   |      |      |      |      |      |      |         |
| Fund: 3001<br>030.1   | Capital Projects<br>Constr-Penny | Center: 414100<br>316,000 | CIP-Transportation<br>0 | Program: 3031<br>0 | Bridges-Repair & Improvement<br>0 | 0    | 0    | 0    | 0    | 0    | 0    | 316,000 |
| <b>Project Total for : Fund: 3001 Capital Projects Center: 414100 CIP-Transportation Program: 3031 Bridges-Repair &amp; Improvement</b> |                                  |                           |                         |                    |                                   |      |      |      |      |      |      |         |
|   | 316,000                          | 0                         | 0                       | 0                  | 0                                 | 0    | 0    | 0    | 0    | 0    | 0    | 316,000 |
| <b>Total for Project: 000180A 2162 Park Street Bridge Replacement</b>   |                                  |                           |                         |                    |                                   |      |      |      |      |      |      |         |
|   | 316,000                          | 0                         | 0                       | 0                  | 0                                 | 0    | 0    | 0    | 0    | 0    | 0    | 316,000 |
| <b>Funding Source:</b>  |                                  |                           |                         |                    |                                   |      |      |      |      |      |      |         |
|   | Penny for Pinellas               | 316,000                   | 0                       | 0                  | 0                                 | 0    | 0    | 0    | 0    | 0    | 0    | 316,000 |
| <b>Funding Total:</b>   |                                  |                           |                         |                    |                                   |      |      |      |      |      |      |         |
|   |                                  | 316,000                   | 0                       | 0                  | 0                                 | 0    | 0    | 0    | 0    | 0    | 0    | 316,000 |

**Project Description:** Replacement of an existing bridge on Park Street over creek No. 9, between 5th Avenue North and 9th Avenue North.

**Project Classifications:**

|                        |                                 |
|------------------------|---------------------------------|
| Location               | St Petersburg                   |
| Originating Department | DEI Public Works                |
| Penny Program          | Transportation and Traffic Flow |

Pinellas County Capital Improvement Program  
Project Budget Detail Report

August 24, 2015

Page 323 of 387

Parameters: Budget Type Code: Planning Fund Type: All

| Current Year Estimate  |                                 |   |                         |                           |                                |   |      |      |      |      |      |         |
|--|---------------------------------|---|-------------------------|---------------------------|--------------------------------|---|------|------|------|------|------|---------|
|  | 2015                            | 2016  | 2017                    | 2018                      | 2019                           | 2020                                      | 2021 | 2022 | 2023 | 2024 | 2025 | Total   |
| <b>Function: Transportation</b>                              |                                 |   |                         |                           |                                |   |      |      |      |      |      |         |
| <b>Activity: Road &amp; Street Facilities</b>                |                                 |   |                         |                           |                                |   |      |      |      |      |      |         |
| <b>Project: 000182A Permit Monitoring / Testing Services</b> |                                 |   |                         |                           |                                |   |      |      |      |      |      |         |
| Fund: 3001<br>030.1  | Capital Projects<br>Const-Penny | Center: 414100<br>150,000                   | CIP-Transportation<br>0 | Program: 3024<br>0        | Road & Street Support Projects |   |      |      |      |      |      |         |
|  |                                 |   |                         |                           | 0                              | 0   | 0    | 0    | 0    | 0    | 0    | 150,000 |
| <b>Project Total for : Fund: 3001</b>                        |                                 | <i>Capital Projects</i>                     | <i>Center: 414100</i>   | <i>CIP-Transportation</i> | <i>Program: 3024</i>           | <i>Road &amp; Street Support Projects</i> |      |      |      |      |      |         |
|  |                                 | 150,000                                     | 0                       | 0                         | 0                              | 0   | 0    | 0    | 0    | 0    | 0    | 150,000 |
| <b>Total for Project: 000182A</b>                            |                                 | <b>Permit Monitoring / Testing Services</b> |                         |                           |                                |   |      |      |      |      |      |         |
|  |                                 | 150,000                                     | 0                       | 0                         | 0                              | 0   | 0    | 0    | 0    | 0    | 0    | 150,000 |
| <b>Funding Source:</b>                                       |                                 |   |                         |                           |                                |   |      |      |      |      |      |         |
|  | Penny for Pinellas              | 150,000                                     | 0                       | 0                         | 0                              | 0   | 0    | 0    | 0    | 0    | 0    | 150,000 |
| <b>Funding Total:</b>  |                                 | 150,000                                     | 0                       | 0                         | 0                              | 0   | 0    | 0    | 0    | 0    | 0    | 150,000 |

**Project Description:** Funding for planting and monitoring stormwater mgmt facilities to meet permit conditions as required by environmental permitting agencies such as SWFWMD, DEP & ACOE. Project also includes funding for various non-project related test services.

**Project Classifications:**  
CIE Elements Transportation/Transportation Systems  
Location Countywide  
Originating Department DEI Public Works  
Penny Program Transportation and Traffic Flow  
TIF District Countywide

Pinellas County Capital Improvement Program  
Project Budget Detail Report

August 24, 2015

Page 324 of 387

Parameters: Budget Type Code: Planning Fund Type: All

|  | Current<br>Year<br>Estimate<br>2015 | 2016 | 2017 | 2018 | 2019 | 2020 | 2021 | 2022 | 2023 | 2024 | 2025 | Total |
|--|-------------------------------------|------|------|------|------|------|------|------|------|------|------|-------|
|--|-------------------------------------|------|------|------|------|------|------|------|------|------|------|-------|

Function: Transportation  
Activity: Road & Street Facilities

Project: 000186A 922499 Pinellas/Duke Energy Trail Extension

|                                       |                    |  |                       |                           |                         |                                |   |   |   |   |   |   |           |
|---------------------------------------|--------------------|--|-----------------------|---------------------------|-------------------------|--------------------------------|---|---|---|---|---|---|-----------|
| Fund: 3001                            | Capital Projects   | Center: 414100                                     | CIP-Transportation    | Program: 3023             | Pinellas Trail Projects |                                |   |   |   |   |   |   |           |
| 010.1                                 | Acquis-Penny       | 0  | 250,000               | 0                         | 0                       | 0                              | 0 | 0 | 0 | 0 | 0 | 0 | 250,000   |
| 020.1                                 | Design-Penny       | 200,000  | 156,000               | 130,000                   | 0                       | 0                              | 0 | 0 | 0 | 0 | 0 | 0 | 486,000   |
| 030.1                                 | Constr-Penny       | 0  | 1,712,000             | 2,664,000                 | 0                       | 0                              | 0 | 0 | 0 | 0 | 0 | 0 | 4,376,000 |
| <b>Project Total for : Fund: 3001</b> |                    | <i>Capital Projects</i>                            | <i>Center: 414100</i> | <i>CIP-Transportation</i> | <i>Program: 3023</i>    | <i>Pinellas Trail Projects</i> |   |   |   |   |   |   |           |
|                                       |                    | 200,000  | 2,118,000             | 2,794,000                 | 0                       | 0                              | 0 | 0 | 0 | 0 | 0 | 0 | 5,112,000 |
| <b>Total for Project: 000186A</b>     |                    | <b>922499 Pinellas/Duke Energy Trail Extension</b> |                       |                           |                         |                                |   |   |   |   |   |   |           |
|                                       |                    | 200,000  | 2,118,000             | 2,794,000                 | 0                       | 0                              | 0 | 0 | 0 | 0 | 0 | 0 | 5,112,000 |
| <b>Funding Source:</b>                |                    |  |                       |                           |                         |                                |   |   |   |   |   |   |           |
|                                       | Penny for Pinellas | 200,000  | 2,118,000             | 2,794,000                 | 0                       | 0                              | 0 | 0 | 0 | 0 | 0 | 0 | 5,112,000 |
| <b>Funding Total:</b>                 |                    | 200,000  | 2,118,000             | 2,794,000                 | 0                       | 0                              | 0 | 0 | 0 | 0 | 0 | 0 | 5,112,000 |

Project Description: Extension of the Progress Energy Trail from Enterprise Road/US 19 area to SR 590 on Progress Energy / Duke right of way.

Project Classifications:  
CIE Elements Transportation/Transportation Systems  
Location Countywide  
Originating Department DEI Public Works  
Penny Program Transportation and Traffic Flow

Pinellas County Capital Improvement Program  
Project Budget Detail Report

August 24, 2015

Page 325 of 387

Parameters: Budget Type Code: Planning Fund Type: All

|  | Current<br>Year<br>Estimate<br>2015 | 2016 | 2017 | 2018 | 2019 | 2020 | 2021 | 2022 | 2023 | 2024 | 2025 | Total |
|--|-------------------------------------|------|------|------|------|------|------|------|------|------|------|-------|
|--|-------------------------------------|------|------|------|------|------|------|------|------|------|------|-------|

Function: Transportation  
Activity: Road & Street Facilities

Project: 000189A 921105 Railroad Crossing Improvements (8411104&8414611)

|                                       |                  |  |                       |                           |                            |                                   |         |         |         |         |         |         |           |  |
|---------------------------------------|------------------|--|-----------------------|---------------------------|----------------------------|-----------------------------------|---------|---------|---------|---------|---------|---------|-----------|--|
| Fund: 3001                            | Capital Projects | Center: 414100   | CIP-Transportation    | Program: 3034             | Railroad Crossing Projects |                                   |         |         |         |         |         |         |           |  |
| 020.5                                 | Design-Unfunded  | 0  | 0                     | 0                         | 0                          | 0                                 | 50,000  | 0       | 0       | 0       | 0       | 0       | 50,000    |  |
| 020.8                                 | Design-Penny     | 125,000  | 150,000               | 200,000                   | 50,000                     | 50,000                            | 0       | 0       | 0       | 0       | 0       | 0       | 575,000   |  |
| 030.5                                 | Constr-Unfunded  | 0  | 0                     | 0                         | 0                          | 0                                 | 250,000 | 250,000 | 250,000 | 250,000 | 250,000 | 250,000 | 1,500,000 |  |
| 030.8                                 | Constr-Penny     | 370,000  | 120,000               | 330,000                   | 0                          | 0                                 | 0       | 0       | 0       | 0       | 0       | 0       | 820,000   |  |
| 110.8                                 | Other-Penny      | 455,000  | 321,000               | 321,000                   | 0                          | 0                                 | 0       | 0       | 0       | 0       | 0       | 0       | 1,097,000 |  |
| <b>Project Total for : Fund: 3001</b> |                  | <i>Capital Projects</i>  | <i>Center: 414100</i> | <i>CIP-Transportation</i> | <i>Program: 3034</i>       | <i>Railroad Crossing Projects</i> |         |         |         |         |         |         |           |  |
|                                       |                  | 950,000  | 591,000               | 851,000                   | 50,000                     | 50,000                            | 300,000 | 250,000 | 250,000 | 250,000 | 250,000 | 250,000 | 4,042,000 |  |
| <b>Total for Project: 000189A</b>     |                  | <b>921105 Railroad Crossing Improvements (8411104&amp;8414611)</b> |                       |                           |                            |                                   |         |         |         |         |         |         |           |  |
|                                       |                  | 950,000  | 591,000               | 851,000                   | 50,000                     | 50,000                            | 300,000 | 250,000 | 250,000 | 250,000 | 250,000 | 250,000 | 4,042,000 |  |
| <b>Funding Source:</b>                |                  |  |                       |                           |                            |                                   |         |         |         |         |         |         |           |  |
| Unfunded                              |                  | 0  | 0                     | 0                         | 0                          | 0                                 | 300,000 | 250,000 | 250,000 | 250,000 | 250,000 | 250,000 | 1,550,000 |  |
| Penny for Pinellas                    |                  | 950,000  | 591,000               | 851,000                   | 50,000                     | 50,000                            | 0       | 0       | 0       | 0       | 0       | 0       | 2,492,000 |  |
| <b>Funding Total:</b>                 |                  | 950,000  | 591,000               | 851,000                   | 50,000                     | 50,000                            | 300,000 | 250,000 | 250,000 | 250,000 | 250,000 | 250,000 | 4,042,000 |  |

Project Description: Improve railroad crossings in coordination with CSX. "Other" category is for payment to CSX for rails and road crossing panels.

Project Classifications:  
CIE Elements Transportation/Transportation Systems  
Location Countywide  
Originating Department DEI Public Works  
Penny Program Transportation and Traffic Flow



Pinellas County Capital Improvement Program  
Project Budget Detail Report

August 24, 2015

Page 326 of 387

Parameters: Budget Type Code: Planning Fund Type: All

|  | Current<br>Year<br>Estimate<br>2015 | 2016 | 2017 | 2018 | 2019 | 2020 | 2021 | 2022 | 2023 | 2024 | 2025 | Total |
|--|-------------------------------------|------|------|------|------|------|------|------|------|------|------|-------|
|--|-------------------------------------|------|------|------|------|------|------|------|------|------|------|-------|

Function: Transportation  
Activity: Road & Street Facilities

Project: 000192A Road Resurfacing & Rehabilitation Program

|                                       |                  |  |                       |                           |                                   |  |            |            |            |            |            |            |
|---------------------------------------|------------------|--|-----------------------|---------------------------|-----------------------------------|--|------------|------------|------------|------------|------------|------------|
| Fund: 3001                            | Capital Projects | Center: 414100                                       | CIP-Transportation    | Program: 3032             | Road Resurfacing & Rehabilitation |  |            |            |            |            |            |            |
| 030.5                                 | Constr-Unfunded  | 0  | 0                     | 0                         | 0                                 | 0  | 10,000,000 | 10,000,000 | 10,000,000 | 10,000,000 | 10,000,000 | 60,000,000 |
| 030.8                                 | Constr-Penny     | 7,500,000  | 7,000,000             | 7,000,000                 | 5,700,000                         | 4,000,000                                    | 0          | 0          | 0          | 0          | 0          | 31,200,000 |
| <b>Project Total for : Fund: 3001</b> |                  | <i>Capital Projects</i>                              | <i>Center: 414100</i> | <i>CIP-Transportation</i> | <i>Program: 3032</i>              | <i>Road Resurfacing &amp; Rehabilitation</i> |            |            |            |            |            |            |
|                                       |                  | 7,500,000  | 7,000,000             | 7,000,000                 | 5,700,000                         | 4,000,000                                    | 10,000,000 | 10,000,000 | 10,000,000 | 10,000,000 | 10,000,000 | 91,200,000 |
| <b>Total for Project: 000192A</b>     |                  | <b>Road Resurfacing &amp; Rehabilitation Program</b> |                       |                           |                                   |  |            |            |            |            |            |            |
|                                       |                  | 7,500,000  | 7,000,000             | 7,000,000                 | 5,700,000                         | 4,000,000                                    | 10,000,000 | 10,000,000 | 10,000,000 | 10,000,000 | 10,000,000 | 91,200,000 |
|                                       |                  |  |                       |                           |                                   |  |            |            |            |            |            |            |
| <b>Funding Source:</b>                |                  |  |                       |                           |                                   |  |            |            |            |            |            |            |
| Unfunded                              |                  | 0  | 0                     | 0                         | 0                                 | 0  | 10,000,000 | 10,000,000 | 10,000,000 | 10,000,000 | 10,000,000 | 60,000,000 |
| Penny for Pinellas                    |                  | 7,500,000  | 7,000,000             | 7,000,000                 | 5,700,000                         | 4,000,000                                    | 0          | 0          | 0          | 0          | 0          | 31,200,000 |
| <b>Funding Total:</b>                 |                  | 7,500,000  | 7,000,000             | 7,000,000                 | 5,700,000                         | 4,000,000                                    | 10,000,000 | 10,000,000 | 10,000,000 | 10,000,000 | 10,000,000 | 91,200,000 |

Project Description: Funding for annual contracts for resurfacing of Countywide arterials, collectors, and local unincorporated area subdivision streets.

Project Classifications:  
CIE Elements Transportation/Transportation Systems  
Location Countywide  
Originating Department DEI Public Works  
Penny Program Transportation and Traffic Flow

Pinellas County Capital Improvement Program  
Project Budget Detail Report

August 24, 2015

Page 327 of 387

Parameters: Budget Type Code: Planning Fund Type: All

|                                    |                  | Current<br>Year<br>Estimate |                    |                    |                                    |                                    |         |      |      |      |      |      |           |
|------------------------------------|------------------|-----------------------------|--------------------|--------------------|------------------------------------|------------------------------------|---------|------|------|------|------|------|-----------|
|                                    |                  | 2015                        | 2016               | 2017               | 2018                               | 2019                               | 2020    | 2021 | 2022 | 2023 | 2024 | 2025 | Total     |
| Function: Transportation           |                  |                             |                    |                    |                                    |                                    |         |      |      |      |      |      |           |
| Activity: Road & Street Facilities |                  |                             |                    |                    |                                    |                                    |         |      |      |      |      |      |           |
| Project: 000195A                   |                  | Traffic Safety Improvements |                    |                    |                                    |                                    |         |      |      |      |      |      |           |
| Fund: 3001                         | Capital Projects | Center: 414100              | CIP-Transportation | Program: 3021      | Intersection Improvements Projects |                                    |         |      |      |      |      |      |           |
| 020.1                              | Design-Penny     | 150,000                     | 250,000            | 250,000            | 250,000                            | 250,000                            | 62,500  | 0    | 0    | 0    | 0    | 0    | 1,212,500 |
| 020.5                              | Design-Unfunded  | 0                           | 0                  | 0                  | 0                                  | 0                                  | 187,500 | 0    | 0    | 0    | 0    | 0    | 187,500   |
| Project Total for : Fund: 3001     |                  | Capital Projects            | Center: 414100     | CIP-Transportation | Program: 3021                      | Intersection Improvements Projects |         |      |      |      |      |      |           |
|                                    |                  | 150,000                     | 250,000            | 250,000            | 250,000                            | 250,000                            | 250,000 | 0    | 0    | 0    | 0    | 0    | 1,400,000 |
| Total for Project: 000195A         |                  | Traffic Safety Improvements |                    |                    |                                    |                                    |         |      |      |      |      |      |           |
|                                    |                  | 150,000                     | 250,000            | 250,000            | 250,000                            | 250,000                            | 250,000 | 0    | 0    | 0    | 0    | 0    | 1,400,000 |
| Funding Source:                    |                  |                             |                    |                    |                                    |                                    |         |      |      |      |      |      |           |
| Unfunded                           |                  | 0                           | 0                  | 0                  | 0                                  | 0                                  | 187,500 | 0    | 0    | 0    | 0    | 0    | 187,500   |
| Penny for Pinellas                 |                  | 150,000                     | 250,000            | 250,000            | 250,000                            | 250,000                            | 62,500  | 0    | 0    | 0    | 0    | 0    | 1,212,500 |
| Funding Total:                     |                  | 150,000                     | 250,000            | 250,000            | 250,000                            | 250,000                            | 250,000 | 0    | 0    | 0    | 0    | 0    | 1,400,000 |

**Project Description:** Funding for transportation studies and construction costs for evaluation and implementation of traffic related safety improvements.

**Project Classifications:**

CIE Elements Transportation/Transportation Systems  
Location Countywide  
Penny Program Transportation and Traffic Flow

Pinellas County Capital Improvement Program  
Project Budget Detail Report

August 24, 2015

Page 328 of 387

Parameters: Budget Type Code: Planning Fund Type: All

| Current<br>Year<br>Estimate   |                  |                |                    |               |                                    |      |      |      |      |      |      |         |
|---|------------------|----------------|--------------------|---------------|------------------------------------|------|------|------|------|------|------|---------|
|   | 2015             | 2016           | 2017               | 2018          | 2019                               | 2020 | 2021 | 2022 | 2023 | 2024 | 2025 | Total   |
| <b>Function: Transportation</b>   |                  |                |                    |               |                                    |      |      |      |      |      |      |         |
| <b>Activity: Road &amp; Street Facilities</b>   |                  |                |                    |               |                                    |      |      |      |      |      |      |         |
| <b>Project: 000196A ATMS South Fiber Loop Project</b>   |                  |                |                    |               |                                    |      |      |      |      |      |      |         |
| Fund: 3001  | Capital Projects | Center: 414100 | CIP-Transportation | Program: 3033 | Advanced Traffic Management System |      |      |      |      |      |      |         |
| 030.7   | Constr-Grant     | 660,000        | 0                  | 0             | 0                                  | 0    | 0    | 0    | 0    | 0    | 0    | 660,000 |
| <b>Project Total for : Fund: 3001 Capital Projects Center: 414100 CIP-Transportation Program: 3033 Advanced Traffic Management System</b> |                  |                |                    |               |                                    |      |      |      |      |      |      |         |
|   |                  | 660,000        | 0                  | 0             | 0                                  | 0    | 0    | 0    | 0    | 0    | 0    | 660,000 |
| <b>Total for Project: 000196A ATMS South Fiber Loop Project</b>   |                  |                |                    |               |                                    |      |      |      |      |      |      |         |
|   |                  | 660,000        | 0                  | 0             | 0                                  | 0    | 0    | 0    | 0    | 0    | 0    | 660,000 |
| <b>Funding Source:</b>  |                  |                |                    |               |                                    |      |      |      |      |      |      |         |
|   | Grant - State    | 660,000        | 0                  | 0             | 0                                  | 0    | 0    | 0    | 0    | 0    | 0    | 660,000 |
| <b>Funding Total:</b>   |                  |                |                    |               |                                    |      |      |      |      |      |      |         |
|   |                  | 660,000        | 0                  | 0             | 0                                  | 0    | 0    | 0    | 0    | 0    | 0    | 660,000 |

**Project Description:** Project will complete the County's Fiber Optic trunkline for the Countywide ATMS/ITS System. ATMS Devices will be installed along primary Alt US 19.

**Project Classifications:**  
CIE Elements Transportation/Transportation Systems  
Location Countywide

Pinellas County Capital Improvement Program  
Project Budget Detail Report

August 24, 2015

Page 329 of 387

Parameters: Budget Type Code: Planning Fund Type: All

|   |                  | Current<br>Year<br>Estimate<br>2015 | 2016                  | 2017                      | 2018                               | 2019                                      | 2020 | 2021 | 2022 | 2023 | 2024 | 2025 | Total     |
|---|------------------|-------------------------------------|-----------------------|---------------------------|------------------------------------|---|------|------|------|------|------|------|-----------|
| <b>Function: Transportation</b>               |                  |                                     |                       |                           |                                    |   |      |      |      |      |      |      |           |
| <b>Activity: Road &amp; Street Facilities</b> |                  |                                     |                       |                           |                                    |   |      |      |      |      |      |      |           |
| <b>Project: 000197A ATMS SR 580 / 584</b>     |                  |                                     |                       |                           |                                    |   |      |      |      |      |      |      |           |
| Fund: 3001                                    | Capital Projects | Center: 414100                      | CIP-Transportation    | Program: 3033             | Advanced Traffic Management System |   |      |      |      |      |      |      |           |
| 030.6   | Constr-LOGT      | 300,000                             | 200,000               | 0                         | 0                                  | 0   | 0    | 0    | 0    | 0    | 0    | 0    | 500,000   |
| 030.7   | Constr-Grant     | 300,000                             | 200,000               | 0                         | 0                                  | 0   | 0    | 0    | 0    | 0    | 0    | 0    | 500,000   |
| <b>Project Total for : Fund: 3001</b>         |                  | <b>Capital Projects</b>             | <b>Center: 414100</b> | <b>CIP-Transportation</b> | <b>Program: 3033</b>               | <b>Advanced Traffic Management System</b> |      |      |      |      |      |      |           |
|   |                  | 600,000                             | 400,000               | 0                         | 0                                  | 0   | 0    | 0    | 0    | 0    | 0    | 0    | 1,000,000 |
| <b>Total for Project: 000197A</b>             |                  | <b>ATMS SR 580 / 584</b>            |                       |                           |                                    |   |      |      |      |      |      |      |           |
|   |                  | 600,000                             | 400,000               | 0                         | 0                                  | 0   | 0    | 0    | 0    | 0    | 0    | 0    | 1,000,000 |
| <b>Funding Source:</b>                        |                  |                                     |                       |                           |                                    |   |      |      |      |      |      |      |           |
| Local Option Gas Tax                          |                  | 300,000                             | 200,000               | 0                         | 0                                  | 0   | 0    | 0    | 0    | 0    | 0    | 0    | 500,000   |
| Grant - State                                 |                  | 300,000                             | 200,000               | 0                         | 0                                  | 0   | 0    | 0    | 0    | 0    | 0    | 0    | 500,000   |
| <b>Funding Total:</b>                         |                  | 600,000                             | 400,000               | 0                         | 0                                  | 0   | 0    | 0    | 0    | 0    | 0    | 0    | 1,000,000 |

**Project Description:** Design and construct a new ATMS/ITS system on SR 580/SR 584 and SR 586 utilizing funds from 9th Cent Fuel Tax and Transportation Regional Incentive Program.

**Project Classifications:**  
CIE Elements Transportation/Transportation Systems  
Location Palm Harbor, East Lake  
Location Safety Harbor, Oldsmar

Pinellas County Capital Improvement Program  
Project Budget Detail Report

August 24, 2015  
Page 330 of 387

Parameters: Budget Type Code: Planning Fund Type: All

| Current<br>Year<br>Estimate<br>20152016201720182019202020212022202320242025Total   |                                 |                           |                               |                    |   |   |   |   |   |   |   |         |
|--|---------------------------------|---------------------------|-------------------------------|--------------------|---|---|---|---|---|---|---|---------|
| Function: Transportation<br>Activity: Road & Street Facilities<br><br>Project: 000198A ATMS SR 60 - Stage 2                        |                                 |                           |                               |                    |   |   |   |   |   |   |   |         |
| Fund: 3001<br>110.7  | Capital Projects<br>Other-Grant | Center: 414100<br>225,000 | CIP-Transportation<br>250,000 | Program: 3033<br>0 | Advanced Traffic Management System<br>0 | 0 | 0 | 0 | 0 | 0 | 0 | 475,000 |
| Project Total for : Fund: 3001 Capital Projects Center: 414100 CIP-Transportation Program: 3033 Advanced Traffic Management System |                                 |                           |                               |                    |   |   |   |   |   |   |   |         |
|  |                                 | 225,000                   | 250,000                       | 0                  | 0                                       | 0 | 0 | 0 | 0 | 0 | 0 | 475,000 |
| Total for Project: 000198A ATMS SR 60 - Stage 2  |                                 |                           |                               |                    |   |   |   |   |   |   |   |         |
|  |                                 | 225,000                   | 250,000                       | 0                  | 0                                       | 0 | 0 | 0 | 0 | 0 | 0 | 475,000 |
| Funding Source:  |                                 |                           |                               |                    |   |   |   |   |   |   |   |         |
|  | Grant - State                   | 225,000                   | 250,000                       | 0                  | 0                                       | 0 | 0 | 0 | 0 | 0 | 0 | 475,000 |
| Funding Total:   |                                 |                           |                               |                    |   |   |   |   |   |   |   |         |
|  |                                 | 225,000                   | 250,000                       | 0                  | 0                                       | 0 | 0 | 0 | 0 | 0 | 0 | 475,000 |

Project Description: Installation of ATMS/ITS system on SR 60; funding provided through Federal appropriations.

Project Classifications:  
Location Clearwater

Pinellas County Capital Improvement Program  
Project Budget Detail Report

August 24, 2015  
Page 331 of 387

Parameters: Budget Type Code: Planning Fund Type: All

|  |                  | Current<br>Year<br>Estimate<br>2015 | 2016                  | 2017                      | 2018                               | 2019                                      | 2020 | 2021 | 2022 | 2023 | 2024 | 2025 | Total     |
|--|------------------|-------------------------------------|-----------------------|---------------------------|------------------------------------|---|------|------|------|------|------|------|-----------|
| <b>Function: Transportation</b>                      |                  |                                     |                       |                           |                                    |   |      |      |      |      |      |      |           |
| <b>Activity: Road &amp; Street Facilities</b>        |                  |                                     |                       |                           |                                    |   |      |      |      |      |      |      |           |
| <b>Project: 000199A ATMS SR 686 - East Bay Drive</b> |                  |                                     |                       |                           |                                    |   |      |      |      |      |      |      |           |
| Fund: 3001   | Capital Projects | Center: 414100                      | CIP-Transportation    | Program: 3033             | Advanced Traffic Management System |   |      |      |      |      |      |      |           |
| 030.6  | Constr-LOGT      | 525,000                             | 0                     | 0                         | 0                                  | 0   | 0    | 0    | 0    | 0    | 0    | 0    | 525,000   |
| 030.7  | Constr-Grant     | 525,000                             | 0                     | 0                         | 0                                  | 0   | 0    | 0    | 0    | 0    | 0    | 0    | 525,000   |
| <b>Project Total for : Fund: 3001</b>                |                  | <i>Capital Projects</i>             | <i>Center: 414100</i> | <i>CIP-Transportation</i> | <i>Program: 3033</i>               | <i>Advanced Traffic Management System</i> |      |      |      |      |      |      |           |
|  |                  | 1,050,000                           | 0                     | 0                         | 0                                  | 0   | 0    | 0    | 0    | 0    | 0    | 0    | 1,050,000 |
| <b>Total for Project: 000199A</b>                    |                  | <b>ATMS SR 686 - East Bay Drive</b> |                       |                           |                                    |   |      |      |      |      |      |      |           |
|  |                  | 1,050,000                           | 0                     | 0                         | 0                                  | 0   | 0    | 0    | 0    | 0    | 0    | 0    | 1,050,000 |
| <b>Funding Source:</b>                               |                  |                                     |                       |                           |                                    |   |      |      |      |      |      |      |           |
| Local Option Gas Tax                                 |                  | 525,000                             | 0                     | 0                         | 0                                  | 0   | 0    | 0    | 0    | 0    | 0    | 0    | 525,000   |
| Grant - State  |                  | 525,000                             | 0                     | 0                         | 0                                  | 0   | 0    | 0    | 0    | 0    | 0    | 0    | 525,000   |
| <b>Funding Total:</b>                                |                  | 1,050,000                           | 0                     | 0                         | 0                                  | 0   | 0    | 0    | 0    | 0    | 0    | 0    | 1,050,000 |

**Project Description:** Design and installation of ATMS/ITS on SR 686 utilizing funds from 9th Cent Fuel Tax and County Incentive Grant Program.

**Project Classifications:**  
CIE Elements Transportation/Transportation Systems  
Location Countywide

Pinellas County Capital Improvement Program  
Project Budget Detail Report

August 24, 2015

Page 332 of 387

Parameters: Budget Type Code: Planning Fund Type: All

| Current Year Estimate  |                  |                |                    |               |                         |   |         |           |           |   |   |   | Total      |
|--|------------------|----------------|--------------------|---------------|-------------------------|---|---------|-----------|-----------|---|---|---|------------|
| 2015   |                  |                |                    |               |                         |   |         |           |           |   |   |   |            |
| 2016   |                  |                |                    |               |                         |   |         |           |           |   |   |   |            |
| 2017   |                  |                |                    |               |                         |   |         |           |           |   |   |   |            |
| 2018   |                  |                |                    |               |                         |   |         |           |           |   |   |   |            |
| 2019   |                  |                |                    |               |                         |   |         |           |           |   |   |   |            |
| 2020   |                  |                |                    |               |                         |   |         |           |           |   |   |   |            |
| 2021   |                  |                |                    |               |                         |   |         |           |           |   |   |   |            |
| 2022   |                  |                |                    |               |                         |   |         |           |           |   |   |   |            |
| 2023   |                  |                |                    |               |                         |   |         |           |           |   |   |   |            |
| 2024   |                  |                |                    |               |                         |   |         |           |           |   |   |   |            |
| 2025   |                  |                |                    |               |                         |   |         |           |           |   |   |   |            |
| <b>Function: Transportation</b>  |                  |                |                    |               |                         |   |         |           |           |   |   |   |            |
| <b>Activity: Road &amp; Street Facilities</b>  |                  |                |                    |               |                         |   |         |           |           |   |   |   |            |
| <b>Project: 000206A Starkey Road from Ulmerton Road to East Bay Drive</b>  |                  |                |                    |               |                         |   |         |           |           |   |   |   |            |
| Fund: 3001   | Capital Projects | Center: 414100 | CIP-Transportation | Program: 3020 | Arterial Roads Projects |   |         |           |           |   |   |   |            |
| 010.5  | Acq-Unfunded     | 0              | 0                  | 0             | 0                       | 0 | 300,000 | 0         | 0         | 0 | 0 | 0 | 300,000    |
| 020.5  | Design-Unfunded  | 0              | 0                  | 0             | 0                       | 0 | 200,000 | 440,000   | 440,000   | 0 | 0 | 0 | 1,080,000  |
| 020.8  | Design-Penny     | 0              | 0                  | 100,000       | 0                       | 0 | 0       | 0         | 0         | 0 | 0 | 0 | 100,000    |
| 030.5  | Constr-Unfunded  | 0              | 0                  | 0             | 0                       | 0 | 0       | 4,400,000 | 4,400,000 | 0 | 0 | 0 | 8,800,000  |
| <b>Project Total for : Fund: 3001 Capital Projects Center: 414100 CIP-Transportation Program: 3020 Arterial Roads Projects</b> |                  |                |                    |               |                         |   |         |           |           |   |   |   |            |
|  |                  | 0              | 0                  | 100,000       | 0                       | 0 | 500,000 | 4,840,000 | 4,840,000 | 0 | 0 | 0 | 10,280,000 |
| <b>Total for Project: 000206A Starkey Road from Ulmerton Road to East Bay Drive</b>  |                  |                |                    |               |                         |   |         |           |           |   |   |   |            |
|  |                  | 0              | 0                  | 100,000       | 0                       | 0 | 500,000 | 4,840,000 | 4,840,000 | 0 | 0 | 0 | 10,280,000 |
| <b>Funding Source:</b>   |                  |                |                    |               |                         |   |         |           |           |   |   |   |            |
| Penny for Pinellas   |                  | 0              | 0                  | 100,000       | 0                       | 0 | 500,000 | 4,840,000 | 4,840,000 | 0 | 0 | 0 | 10,280,000 |
| <b>Funding Total:</b>  |                  | 0              | 0                  | 100,000       | 0                       | 0 | 500,000 | 4,840,000 | 4,840,000 | 0 | 0 | 0 | 10,280,000 |

Project Description: Roadway improvements to include turn lanes, drainage, bicycle lanes, and sidewalks.

Project Classifications:  
CIE Elements Transportation/Transportation Systems  
County Road Corridor CR 1  
Location Largo, Belleair, Belleair Bluffs  
Originating Department DEI Public Works  
Penny Program Transportation and Traffic Flow

Pinellas County Capital Improvement Program  
Project Budget Detail Report

August 24, 2015

Page 333 of 387

Parameters: Budget Type Code: Planning Fund Type: All

|  |                  | Current<br>Year<br>Estimate<br>2015       | 2016                  | 2017                      | 2018                        | 2019                               | 2020      | 2021      | 2022      | 2023      | 2024      | 2025      | Total     |
|--|------------------|---|-----------------------|---------------------------|-----------------------------|------------------------------------|-----------|-----------|-----------|-----------|-----------|-----------|-----------|
| <b>Function: Transportation</b>                            |                  |   |                       |                           |                             |                                    |           |           |           |           |           |           |           |
| <b>Activity: Road &amp; Street Facilities</b>              |                  |   |                       |                           |                             |                                    |           |           |           |           |           |           |           |
| <b>Project: 000216A 921320 Underdrain Annual Contracts</b> |                  |   |                       |                           |                             |                                    |           |           |           |           |           |           |           |
| Fund: 3001   | Capital Projects | Center: 414100                            | CIP-Transportation    | Program: 3035             | Roadway Underdrain Projects |                                    |           |           |           |           |           |           |           |
| 020.5  | Design-Unfunded  | 0   | 0                     | 0                         | 0                           | 0                                  | 200,000   | 200,000   | 200,000   | 200,000   | 200,000   | 200,000   | 1,200,000 |
| 020.8  | Design-Penny     | 150,000                                   | 100,000               | 50,000                    | 50,000                      | 50,000                             | 0         | 0         | 0         | 0         | 0         | 0         | 400,000   |
| 030.5  | Constr-Unfunded  | 0   | 0                     | 0                         | 0                           | 0                                  | 800,000   | 800,000   | 800,000   | 800,000   | 800,000   | 800,000   | 4,800,000 |
| 030.8  | Constr-Penny     | 150,000                                   | 400,000               | 350,000                   | 350,000                     | 350,000                            | 0         | 0         | 0         | 0         | 0         | 0         | 1,600,000 |
| <b>Project Total for : Fund: 3001</b>                      |                  | <b>Capital Projects</b>                   | <b>Center: 414100</b> | <b>CIP-Transportation</b> | <b>Program: 3035</b>        | <b>Roadway Underdrain Projects</b> |           |           |           |           |           |           |           |
|  |                  | 300,000                                   | 500,000               | 400,000                   | 400,000                     | 400,000                            | 1,000,000 | 1,000,000 | 1,000,000 | 1,000,000 | 1,000,000 | 1,000,000 | 8,000,000 |
| <b>Total for Project: 000216A</b>                          |                  | <b>921320 Underdrain Annual Contracts</b> |                       |                           |                             |                                    |           |           |           |           |           |           |           |
|  |                  | 300,000                                   | 500,000               | 400,000                   | 400,000                     | 400,000                            | 1,000,000 | 1,000,000 | 1,000,000 | 1,000,000 | 1,000,000 | 1,000,000 | 8,000,000 |
| <b>Funding Source:</b>                                     |                  |   |                       |                           |                             |                                    |           |           |           |           |           |           |           |
| Unfunded   |                  | 0   | 0                     | 0                         | 0                           | 0                                  | 1,000,000 | 1,000,000 | 1,000,000 | 1,000,000 | 1,000,000 | 1,000,000 | 6,000,000 |
| Penny for Pinellas   |                  | 300,000                                   | 500,000               | 400,000                   | 400,000                     | 400,000                            | 0         | 0         | 0         | 0         | 0         | 0         | 2,000,000 |
| <b>Funding Total:</b>                                      |                  | 300,000                                   | 500,000               | 400,000                   | 400,000                     | 400,000                            | 1,000,000 | 1,000,000 | 1,000,000 | 1,000,000 | 1,000,000 | 1,000,000 | 8,000,000 |

**Project Description:** Funding for construction of underdrains for County roads at various locations to prevent road failures and extend roadway life.

**Project Classifications:**

|                        |                                 |
|------------------------|---------------------------------|
| Location               | Countywide                      |
| Originating Department | DEI Public Works                |
| Penny Program          | Transportation and Traffic Flow |
| TIF District           | Countywide                      |



Pinellas County Capital Improvement Program  
Project Budget Detail Report

August 24, 2015

Page 334 of 387

Parameters: Budget Type Code: Planning Fund Type: All

|                                    |                  | Current<br>Year<br>Estimate  |                    |                    |                         |                         |           |      |      |      |      |      |            |
|------------------------------------|------------------|------------------------------|--------------------|--------------------|-------------------------|-------------------------|-----------|------|------|------|------|------|------------|
|                                    |                  | 2015                         | 2016               | 2017               | 2018                    | 2019                    | 2020      | 2021 | 2022 | 2023 | 2024 | 2025 | Total      |
| Function: Transportation           |                  |                              |                    |                    |                         |                         |           |      |      |      |      |      |            |
| Activity: Road & Street Facilities |                  |                              |                    |                    |                         |                         |           |      |      |      |      |      |            |
| Project: 000297A                   |                  | 1618 118th Avenue Expressway |                    |                    |                         |                         |           |      |      |      |      |      |            |
| Fund: 3001                         | Capital Projects | Center: 414100               | CIP-Transportation | Program: 3020      | Arterial Roads Projects |                         |           |      |      |      |      |      |            |
| 110.1                              | Other-Penny      | 0                            | 12,000,000         | 12,000,000         | 12,000,000              | 12,000,000              | 7,750,000 | 0    | 0    | 0    | 0    | 0    | 55,750,000 |
| Project Total for : Fund: 3001     |                  | Capital Projects             | Center: 414100     | CIP-Transportation | Program: 3020           | Arterial Roads Projects |           |      |      |      |      |      |            |
|                                    |                  | 0                            | 12,000,000         | 12,000,000         | 12,000,000              | 12,000,000              | 7,750,000 | 0    | 0    | 0    | 0    | 0    | 55,750,000 |
| Total for Project: 000297A         |                  | 1618 118th Avenue Expressway |                    |                    |                         |                         |           |      |      |      |      |      |            |
|                                    |                  | 0                            | 12,000,000         | 12,000,000         | 12,000,000              | 12,000,000              | 7,750,000 | 0    | 0    | 0    | 0    | 0    | 55,750,000 |
| Funding Source:                    |                  |                              |                    |                    |                         |                         |           |      |      |      |      |      |            |
| Penny for Pinellas                 |                  | 0                            | 12,000,000         | 12,000,000         | 12,000,000              | 12,000,000              | 7,750,000 | 0    | 0    | 0    | 0    | 0    | 55,750,000 |
| Funding Total:                     |                  | 0                            | 12,000,000         | 12,000,000         | 12,000,000              | 12,000,000              | 7,750,000 | 0    | 0    | 0    | 0    | 0    | 55,750,000 |

Project Description: Funding commitment to FDOT for project design and construction.

Project Classifications:

|                        |                                       |
|------------------------|---------------------------------------|
| CIE Elements           | Transportation/Transportation Systems |
| Location               | Largo, Belleair, Belleair Bluffs      |
| Originating Department | DEI Public Works                      |
| Penny Program          | Transportation and Traffic Flow       |
| TIF District           | Various                               |

Pinellas County Capital Improvement Program  
Project Budget Detail Report

August 24, 2015

Page 335 of 387

Parameters: Budget Type Code: Planning Fund Type: All

|  | Current<br>Year<br>Estimate<br>2015 | 2016 | 2017 | 2018 | 2019 | 2020 | 2021 | 2022 | 2023 | 2024 | 2025 | Total |
|--|-------------------------------------|------|------|------|------|------|------|------|------|------|------|-------|
|--|-------------------------------------|------|------|------|------|------|------|------|------|------|------|-------|

Function: Transportation  
Activity: Road & Street Facilities

Project: 000322A ATMS Bryan Dairy Road

|                                       |                      |                              |                       |                           |                                    |   |   |   |   |   |   |           |
|---------------------------------------|----------------------|------------------------------|-----------------------|---------------------------|------------------------------------|---|---|---|---|---|---|-----------|
| Fund: 3001                            | Capital Projects     | Center: 414100               | CIP-Transportation    | Program: 3033             | Advanced Traffic Management System |   |   |   |   |   |   |           |
| 020.6                                 | Design-LOGT          | 100,000                      | 0                     | 0                         | 0                                  | 0   | 0 | 0 | 0 | 0 | 0 | 100,000   |
| 020.7                                 | Design-Grant         | 100,000                      | 0                     | 0                         | 0                                  | 0   | 0 | 0 | 0 | 0 | 0 | 100,000   |
| 030.6                                 | Constr-LOGT          | 150,000                      | 1,065,150             | 0                         | 0                                  | 0   | 0 | 0 | 0 | 0 | 0 | 1,215,150 |
| 030.7                                 | Constr-Grant         | 150,000                      | 1,065,150             | 0                         | 0                                  | 0   | 0 | 0 | 0 | 0 | 0 | 1,215,150 |
| <b>Project Total for : Fund: 3001</b> |                      | <i>Capital Projects</i>      | <i>Center: 414100</i> | <i>CIP-Transportation</i> | <i>Program: 3033</i>               | <i>Advanced Traffic Management System</i> |   |   |   |   |   |           |
|                                       |                      | 500,000                      | 2,130,300             | 0                         | 0                                  | 0   | 0 | 0 | 0 | 0 | 0 | 2,630,300 |
| <b>Total for Project: 000322A</b>     |                      | <i>ATMS Bryan Dairy Road</i> |                       |                           |                                    |   |   |   |   |   |   |           |
|                                       |                      | 500,000                      | 2,130,300             | 0                         | 0                                  | 0   | 0 | 0 | 0 | 0 | 0 | 2,630,300 |
| <b>Funding Source:</b>                |                      |                              |                       |                           |                                    |   |   |   |   |   |   |           |
|                                       | Local Option Gas Tax | 250,000                      | 1,065,150             | 0                         | 0                                  | 0   | 0 | 0 | 0 | 0 | 0 | 1,315,150 |
|                                       | Grant - State        | 250,000                      | 1,065,150             | 0                         | 0                                  | 0   | 0 | 0 | 0 | 0 | 0 | 1,315,150 |
| <b>Funding Total:</b>                 |                      | 500,000                      | 2,130,300             | 0                         | 0                                  | 0   | 0 | 0 | 0 | 0 | 0 | 2,630,300 |

Project Description: Design and installation of ATMS/ITS on Bryan Dairy Road utilizing funds from 9th Cent Fuel Tax and FDOT Transportation Regional Incentive Program.

Project Classifications:

CIE Elements Transportation/Transportation Systems  
Location Largo, Belleair, Belleair Bluffs

Pinellas County Capital Improvement Program  
Project Budget Detail Report

August 24, 2015

Page 336 of 387

Parameters: Budget Type Code: Planning Fund Type: All

| Current Year Estimate   |                    |                |                    |               |                    |      |      |      |      |      |      |        |
|---|--------------------|----------------|--------------------|---------------|--------------------|------|------|------|------|------|------|--------|
|   | 2015               | 2016           | 2017               | 2018          | 2019               | 2020 | 2021 | 2022 | 2023 | 2024 | 2025 | Total  |
| <b>Function: Transportation</b>   |                    |                |                    |               |                    |      |      |      |      |      |      |        |
| <b>Activity: Road &amp; Street Facilities</b>   |                    |                |                    |               |                    |      |      |      |      |      |      |        |
| <b>Project: 000325A 2265 Nursery Rd SRTS Sidewalk Improvements-Phase 2</b>  |                    |                |                    |               |                    |      |      |      |      |      |      |        |
| Fund: 3001  | Capital Projects   | Center: 414100 | CIP-Transportation | Program: 3026 | Sidewalks Projects |      |      |      |      |      |      |        |
| 020.1   | Design-Penny       | 20,000         | 0                  | 0             | 0                  | 0    | 0    | 0    | 0    | 0    | 0    | 20,000 |
| 030.1   | Constr-Penny       | 50,000         | 0                  | 0             | 0                  | 0    | 0    | 0    | 0    | 0    | 0    | 50,000 |
| <b>Project Total for : Fund: 3001 Capital Projects Center: 414100 CIP-Transportation Program: 3026 Sidewalks Projects</b> |                    |                |                    |               |                    |      |      |      |      |      |      |        |
|   |                    | 70,000         | 0                  | 0             | 0                  | 0    | 0    | 0    | 0    | 0    | 0    | 70,000 |
| <b>Total for Project: 000325A 2265 Nursery Rd SRTS Sidewalk Improvements-Phase 2</b>                                      |                    |                |                    |               |                    |      |      |      |      |      |      |        |
|   |                    | 70,000         | 0                  | 0             | 0                  | 0    | 0    | 0    | 0    | 0    | 0    | 70,000 |
| <b>Funding Source:</b>  |                    |                |                    |               |                    |      |      |      |      |      |      |        |
|   | Penny for Pinellas | 70,000         | 0                  | 0             | 0                  | 0    | 0    | 0    | 0    | 0    | 0    | 70,000 |
| <b>Funding Total:</b>   |                    |                |                    |               |                    |      |      |      |      |      |      |        |
|   |                    | 70,000         | 0                  | 0             | 0                  | 0    | 0    | 0    | 0    | 0    | 0    | 70,000 |

**Project Description:** Install sidewalk along south side of Nursery Road as part of the Safe Routes to School Program. Project being designed by FDOT consultant and constructed by Pinellas County. Project to be done in conjunction with Phases 1A and 1B.

**Project Classifications:**  
CIE Elements Transportation/Transportation Systems  
Location Largo, Belleair, Belleair Bluffs  
Originating Department DEI Public Works

Pinellas County Capital Improvement Program  
Project Budget Detail Report

August 24, 2015

Page 337 of 387

Parameters: Budget Type Code: Planning Fund Type: All

|  | Current<br>Year<br>Estimate<br>2015 | 2016 | 2017 | 2018 | 2019 | 2020 | 2021 | 2022 | 2023 | 2024 | 2025 | Total |
|--|-------------------------------------|------|------|------|------|------|------|------|------|------|------|-------|
|--|-------------------------------------|------|------|------|------|------|------|------|------|------|------|-------|

Function: Transportation  
Activity: Road & Street Facilities

Project: 000326A ATMS SR 693/66th St

|                                       |                  |                            |                       |                           |                                    |   |   |   |   |   |   |           |
|---------------------------------------|------------------|----------------------------|-----------------------|---------------------------|------------------------------------|---|---|---|---|---|---|-----------|
| Fund: 3001                            | Capital Projects | Center: 414100             | CIP-Transportation    | Program: 3033             | Advanced Traffic Management System |   |   |   |   |   |   |           |
| 020.6                                 | Design-LOGT      | 50,000                     | 0                     | 0                         | 0                                  | 0   | 0 | 0 | 0 | 0 | 0 | 50,000    |
| 020.7                                 | Design-Grant     | 50,000                     | 0                     | 0                         | 0                                  | 0   | 0 | 0 | 0 | 0 | 0 | 50,000    |
| 030.6                                 | Constr-LOGT      | 700,000                    | 1,720,350             | 500,000                   | 0                                  | 0   | 0 | 0 | 0 | 0 | 0 | 2,920,350 |
| 030.7                                 | Constr-Grant     | 700,000                    | 1,720,350             | 500,000                   | 0                                  | 0   | 0 | 0 | 0 | 0 | 0 | 2,920,350 |
| <b>Project Total for : Fund: 3001</b> |                  | <b>Capital Projects</b>    | <b>Center: 414100</b> | <b>CIP-Transportation</b> | <b>Program: 3033</b>               | <b>Advanced Traffic Management System</b> |   |   |   |   |   |           |
|                                       |                  | 1,500,000                  | 3,440,700             | 1,000,000                 | 0                                  | 0   | 0 | 0 | 0 | 0 | 0 | 5,940,700 |
| <b>Total for Project: 000326A</b>     |                  | <b>ATMS SR 693/66th St</b> |                       |                           |                                    |   |   |   |   |   |   |           |
|                                       |                  | 1,500,000                  | 3,440,700             | 1,000,000                 | 0                                  | 0   | 0 | 0 | 0 | 0 | 0 | 5,940,700 |
| <b>Funding Source:</b>                |                  |                            |                       |                           |                                    |   |   |   |   |   |   |           |
| Local Option Gas Tax                  |                  | 750,000                    | 1,720,350             | 500,000                   | 0                                  | 0   | 0 | 0 | 0 | 0 | 0 | 2,970,350 |
| Grant - State                         |                  | 750,000                    | 1,720,350             | 500,000                   | 0                                  | 0   | 0 | 0 | 0 | 0 | 0 | 2,970,350 |
| <b>Funding Total:</b>                 |                  | 1,500,000                  | 3,440,700             | 1,000,000                 | 0                                  | 0   | 0 | 0 | 0 | 0 | 0 | 5,940,700 |

Project Description: Design and construct a new ATMS/ITS system on 66th Street utilizing funds from 9th Cent Fuel Tax and FDOT Transportation Regional Incentive Program TRIP.

Project Classifications:

|              |                                       |
|--------------|---------------------------------------|
| CIE Elements | Transportation/Transportation Systems |
| Location     | Pinellas Park                         |
| Location     | St Petersburg                         |

Pinellas County Capital Improvement Program  
Project Budget Detail Report

August 24, 2015

Page 338 of 387

Parameters: Budget Type Code: Planning Fund Type: All

| Current Year Estimate   |                           |          |          |          |          |          |          |          |          |          |          |               |
|---|---------------------------|----------|----------|----------|----------|----------|----------|----------|----------|----------|----------|---------------|
|   | 2015                      | 2016     | 2017     | 2018     | 2019     | 2020     | 2021     | 2022     | 2023     | 2024     | 2025     | Total         |
| <b>Function: Transportation</b>   |                           |          |          |          |          |          |          |          |          |          |          |               |
| <b>Activity: Road &amp; Street Facilities</b>   |                           |          |          |          |          |          |          |          |          |          |          |               |
| <b>Project: 000329A 2269 Union St SRTS Sidewalk Improvements</b>  |                           |          |          |          |          |          |          |          |          |          |          |               |
| Fund: 3001 Capital Projects Center: 414100 CIP-Transportation Program: 3026 Sidewalks Projects                            | 030.1 Constr-Penny 30,000 | 0        | 0        | 0        | 0        | 0        | 0        | 0        | 0        | 0        | 0        | 30,000        |
| <i>Project Total for : Fund: 3001 Capital Projects Center: 414100 CIP-Transportation Program: 3026 Sidewalks Projects</i> | <i>30,000</i>             | <i>0</i> | <i>0</i> | <i>0</i> | <i>0</i> | <i>0</i> | <i>0</i> | <i>0</i> | <i>0</i> | <i>0</i> | <i>0</i> | <i>30,000</i> |
| <i>Total for Project: 000329A 2269 Union St SRTS Sidewalk Improvements</i>  | <i>30,000</i>             | <i>0</i> | <i>0</i> | <i>0</i> | <i>0</i> | <i>0</i> | <i>0</i> | <i>0</i> | <i>0</i> | <i>0</i> | <i>0</i> | <i>30,000</i> |
| <b>Funding Source:</b>  |                           |          |          |          |          |          |          |          |          |          |          |               |
| Penny for Pinellas  | 30,000                    | 0        | 0        | 0        | 0        | 0        | 0        | 0        | 0        | 0        | 0        | 30,000        |
| <i>Funding Total:</i>   | <i>30,000</i>             | <i>0</i> | <i>0</i> | <i>0</i> | <i>0</i> | <i>0</i> | <i>0</i> | <i>0</i> | <i>0</i> | <i>0</i> | <i>0</i> | <i>30,000</i> |

**Project Description:** Install sidewalk along south side of Union Street as part of the Safe Routes to School Program. Project will be designed and constructed by Pinellas County.

**Project Classifications:**  
CIE Elements Transportation/Transportation Systems  
Location Dunedin  
Originating Department DEI Public Works  
Penny Program Transportation and Traffic Flow

Pinellas County Capital Improvement Program  
Project Budget Detail Report

August 24, 2015

Page 339 of 387

Parameters: Budget Type Code: Planning Fund Type: All

| Current Year Estimate   |               |          |          |          |          |          |          |          |          |          |          |               |
|---|---------------|----------|----------|----------|----------|----------|----------|----------|----------|----------|----------|---------------|
|   | 2015          | 2016     | 2017     | 2018     | 2019     | 2020     | 2021     | 2022     | 2023     | 2024     | 2025     | Total         |
| <b>Function: Transportation</b>   |               |          |          |          |          |          |          |          |          |          |          |               |
| <b>Activity: Road &amp; Street Facilities</b>   |               |          |          |          |          |          |          |          |          |          |          |               |
| <b>Project: 000343A 1938 Belleair Rd at Keene Rd Intersection Improvements</b>  |               |          |          |          |          |          |          |          |          |          |          |               |
| Fund: 3001 Capital Projects Center: 414100 CIP-Transportation Program: 3021 Intersection Improvements Projects                            |               |          |          |          |          |          |          |          |          |          |          |               |
| 020.1 Design-Penny 10,000   | 0             | 0        | 0        | 0        | 0        | 0        | 0        | 0        | 0        | 0        | 0        | 10,000        |
| <i>Project Total for : Fund: 3001 Capital Projects Center: 414100 CIP-Transportation Program: 3021 Intersection Improvements Projects</i> | <i>10,000</i> | <i>0</i> | <i>0</i> | <i>0</i> | <i>0</i> | <i>0</i> | <i>0</i> | <i>0</i> | <i>0</i> | <i>0</i> | <i>0</i> | <i>10,000</i> |
| <i>Total for Project: 000343A 1938 Belleair Rd at Keene Rd Intersection Improvements</i>  | <i>10,000</i> | <i>0</i> | <i>0</i> | <i>0</i> | <i>0</i> | <i>0</i> | <i>0</i> | <i>0</i> | <i>0</i> | <i>0</i> | <i>0</i> | <i>10,000</i> |
| <b>Funding Source:</b>  |               |          |          |          |          |          |          |          |          |          |          |               |
| Penny for Pinellas 10,000   | 0             | 0        | 0        | 0        | 0        | 0        | 0        | 0        | 0        | 0        | 0        | 10,000        |
| <i>Funding Total:</i>   | <i>10,000</i> | <i>0</i> | <i>0</i> | <i>0</i> | <i>0</i> | <i>0</i> | <i>0</i> | <i>0</i> | <i>0</i> | <i>0</i> | <i>0</i> | <i>10,000</i> |

Project Description: Construct left and right turn lanes on Belleair Road at Keene Road.

Project Classifications:

|                        |                                  |
|------------------------|----------------------------------|
| Location               | Largo, Belleair, Belleair Bluffs |
| Originating Department | DEI Public Works                 |
| Penny Program          | Transportation and Traffic Flow  |
| TIF District           | Various                          |

Pinellas County Capital Improvement Program  
Project Budget Detail Report

August 24, 2015

Page 340 of 387

Parameters: Budget Type Code: Planning Fund Type: All

|   |                  | Current<br>Year<br>Estimate<br>2015                    | 2016                  | 2017                      | 2018                               | 2019                                      | 2020 | 2021 | 2022 | 2023 | 2024 | 2025 | Total   |
|---|------------------|--|-----------------------|---------------------------|------------------------------------|---|------|------|------|------|------|------|---------|
| <b>Function: Transportation</b>   |                  |  |                       |                           |                                    |   |      |      |      |      |      |      |         |
| <b>Activity: Road &amp; Street Facilities</b>                           |                  |  |                       |                           |                                    |   |      |      |      |      |      |      |         |
| <b>Project: 000404A ATMS US 19 Mid-County from 49th St to 126th Ave</b> |                  |  |                       |                           |                                    |   |      |      |      |      |      |      |         |
| Fund: 3001  | Capital Projects | Center: 414100   | CIP-Transportation    | Program: 3033             | Advanced Traffic Management System |   |      |      |      |      |      |      |         |
| 020.7   | Design-Grant     | 150,000  | 30,000                | 0                         | 0                                  | 0   | 0    | 0    | 0    | 0    | 0    | 0    | 180,000 |
| 030.7   | Constr-Grant     | 375,000  | 391,700               | 0                         | 0                                  | 0   | 0    | 0    | 0    | 0    | 0    | 0    | 766,700 |
| <b>Project Total for : Fund: 3001</b>                                   |                  | <i>Capital Projects</i>                                | <i>Center: 414100</i> | <i>CIP-Transportation</i> | <i>Program: 3033</i>               | <i>Advanced Traffic Management System</i> |      |      |      |      |      |      |         |
|   |                  | 525,000  | 421,700               | 0                         | 0                                  | 0   | 0    | 0    | 0    | 0    | 0    | 0    | 946,700 |
| <b>Total for Project: 000404A</b>                                       |                  | <i>ATMS US 19 Mid-County from 49th St to 126th Ave</i> |                       |                           |                                    |   |      |      |      |      |      |      |         |
|   |                  | 525,000  | 421,700               | 0                         | 0                                  | 0   | 0    | 0    | 0    | 0    | 0    | 0    | 946,700 |
| <b>Funding Source:</b>  |                  |  |                       |                           |                                    |   |      |      |      |      |      |      |         |
| Grant - State   |                  | 525,000  | 421,700               | 0                         | 0                                  | 0   | 0    | 0    | 0    | 0    | 0    | 0    | 946,700 |
| <b>Funding Total:</b>   |                  | 525,000  | 421,700               | 0                         | 0                                  | 0   | 0    | 0    | 0    | 0    | 0    | 0    | 946,700 |

**Project Description:** Installation of fiber optic cable and ATMS/ITS equipment, including dynamic message signs, and intergration into the countywide ATMS/ITS system on US 19 from 49th St N to 126th Ave N.

**Project Classifications:**

CIE Elements Transportation/Transportation Systems  
Location St Petersburg

Pinellas County Capital Improvement Program  
Project Budget Detail Report

August 24, 2015  
Page 341 of 387

Parameters: Budget Type Code: Planning Fund Type: All

|  |                  | Current<br>Year<br>Estimate<br>2015   | 2016                  | 2017                      | 2018                         | 2019                                    | 2020 | 2021 | 2022 | 2023 | 2024 | 2025 | Total     |
|--|------------------|---|-----------------------|---------------------------|------------------------------|---|------|------|------|------|------|------|-----------|
| <b>Function: Transportation</b>  |                  |   |                       |                           |                              |   |      |      |      |      |      |      |           |
| <b>Activity: Road &amp; Street Facilities</b>  |                  |   |                       |                           |                              |   |      |      |      |      |      |      |           |
| <b>Project: 000423A Dunedin Causeway Bridge Project Development &amp; Environment (PD&amp;E) Study</b> |                  |   |                       |                           |                              |   |      |      |      |      |      |      |           |
| Fund: 3001   | Capital Projects | Center: 414100  | CIP-Transportation    | Program: 3031             | Bridges-Repair & Improvement |   |      |      |      |      |      |      |           |
| 020.1  | Design-Penny     | 450,000   | 850,000               | 100,000                   | 0                            | 0                                       | 0    | 0    | 0    | 0    | 0    | 0    | 1,400,000 |
| <b>Project Total for : Fund: 3001</b>  |                  | <i>Capital Projects</i>   | <i>Center: 414100</i> | <i>CIP-Transportation</i> | <i>Program: 3031</i>         | <i>Bridges-Repair &amp; Improvement</i> |      |      |      |      |      |      |           |
|  |                  | 450,000   | 850,000               | 100,000                   | 0                            | 0                                       | 0    | 0    | 0    | 0    | 0    | 0    | 1,400,000 |
| <b>Total for Project: 000423A</b>  |                  | <b>Dunedin Causeway Bridge Project Development &amp; Environment (PD&amp;E) Study</b> |                       |                           |                              |   | 0    | 0    | 0    | 0    | 0    | 0    | 1,400,000 |
|  |                  | 450,000   | 850,000               | 100,000                   | 0                            | 0                                       | 0    | 0    | 0    | 0    | 0    | 0    | 1,400,000 |
| <b>Funding Source:</b>   |                  |   |                       |                           |                              |   |      |      |      |      |      |      |           |
| Penny for Pinellas   |                  | 450,000   | 850,000               | 100,000                   | 0                            | 0                                       | 0    | 0    | 0    | 0    | 0    | 0    | 1,400,000 |
| <b>Funding Total:</b>  |                  | 450,000   | 850,000               | 100,000                   | 0                            | 0                                       | 0    | 0    | 0    | 0    | 0    | 0    | 1,400,000 |

**Project Description:** Project Development & Environment Study (PD&E) in FY14 - FY17 to determine the type of improvements or replacements necessary.

**Project Classifications:**  
CIE Elements Transportation/Transportation Systems  
Location Dunedin  
Originating Department DEI Public Works  
Penny Program Transportation and Traffic Flow



Pinellas County Capital Improvement Program  
Project Budget Detail Report

August 24, 2015  
Page 342 of 387

Parameters: Budget Type Code: Planning Fund Type: All

|  |                  | Current<br>Year<br>Estimate<br>2015                           | 2016                  | 2017                      | 2018                         | 2019                                    | 2020 | 2021 | 2022 | 2023 | 2024 | 2025 | Total     |
|--|------------------|---|-----------------------|---------------------------|------------------------------|---|------|------|------|------|------|------|-----------|
| <b>Function: Transportation</b>  |                  |   |                       |                           |                              |   |      |      |      |      |      |      |           |
| <b>Activity: Road &amp; Street Facilities</b>                                  |                  |   |                       |                           |                              |   |      |      |      |      |      |      |           |
| <b>Project: 000700A Westwinds Drive Bridge Replacement over Westwind Canal</b> |                  |   |                       |                           |                              |   |      |      |      |      |      |      |           |
| Fund: 3001   | Capital Projects | Center: 414100  | CIP-Transportation    | Program: 3031             | Bridges-Repair & Improvement |   |      |      |      |      |      |      |           |
| 020.1  | Design-Penny     | 150,000   | 50,000                | 30,000                    | 100,000                      | 0                                       | 0    | 0    | 0    | 0    | 0    | 0    | 330,000   |
| 030.1  | Constr-Penny     | 0   | 0                     | 300,000                   | 900,000                      | 0                                       | 0    | 0    | 0    | 0    | 0    | 0    | 1,200,000 |
| <b>Project Total for : Fund: 3001</b>  |                  | <i>Capital Projects</i>                                       | <i>Center: 414100</i> | <i>CIP-Transportation</i> | <i>Program: 3031</i>         | <i>Bridges-Repair &amp; Improvement</i> |      |      |      |      |      |      |           |
|  |                  | 150,000   | 50,000                | 330,000                   | 1,000,000                    | 0                                       | 0    | 0    | 0    | 0    | 0    | 0    | 1,530,000 |
| <b>Total for Project: 000700A</b>  |                  | <b>Westwinds Drive Bridge Replacement over Westwind Canal</b> |                       |                           |                              |   |      |      |      |      |      |      |           |
|  |                  | 150,000   | 50,000                | 330,000                   | 1,000,000                    | 0                                       | 0    | 0    | 0    | 0    | 0    | 0    | 1,530,000 |
| <b>Funding Source:</b>   |                  |   |                       |                           |                              |   |      |      |      |      |      |      |           |
| Penny for Pinellas   |                  | 150,000   | 50,000                | 330,000                   | 1,000,000                    | 0                                       | 0    | 0    | 0    | 0    | 0    | 0    | 1,530,000 |
| <b>Funding Total:</b>  |                  | 150,000   | 50,000                | 330,000                   | 1,000,000                    | 0                                       | 0    | 0    | 0    | 0    | 0    | 0    | 1,530,000 |

Project Description: Bridge replacement (# 154003)

Project Classifications:  
CIE Elements Transportation/Transportation Systems  
Location Tarpon Springs  
Originating Department DEI Public Works  
Penny Program Transportation and Traffic Flow

Pinellas County Capital Improvement Program  
Project Budget Detail Report

August 24, 2015  
Page 343 of 387

Parameters: Budget Type Code: Planning Fund Type: All

|  | Current<br>Year<br>Estimate<br>2015 | 2016 | 2017 | 2018 | 2019 | 2020 | 2021 | 2022 | 2023 | 2024 | 2025 | Total |
|--|-------------------------------------|------|------|------|------|------|------|------|------|------|------|-------|
|--|-------------------------------------|------|------|------|------|------|------|------|------|------|------|-------|

Function: Transportation  
Activity: Road & Street Facilities

Project: 000702A Crosswinds Drive Bridge Replacement over Crosswinds Canal

|                                       |                    |  |                       |                           |                              |   |   |   |   |   |   |           |
|---------------------------------------|--------------------|--|-----------------------|---------------------------|------------------------------|---|---|---|---|---|---|-----------|
| Fund: 3001                            | Capital Projects   | Center: 414100   | CIP-Transportation    | Program: 3031             | Bridges-Repair & Improvement |   |   |   |   |   |   |           |
| 020.1                                 | Design-Penny       | 150,000  | 80,000                | 100,000                   | 0                            | 0                                       | 0 | 0 | 0 | 0 | 0 | 330,000   |
| 030.1                                 | Constr-Penny       | 0  | 300,000               | 900,000                   | 0                            | 0                                       | 0 | 0 | 0 | 0 | 0 | 1,200,000 |
| <b>Project Total for : Fund: 3001</b> |                    | <i>Capital Projects</i>  | <i>Center: 414100</i> | <i>CIP-Transportation</i> | <i>Program: 3031</i>         | <i>Bridges-Repair &amp; Improvement</i> |   |   |   |   |   |           |
|                                       |                    | 150,000  | 380,000               | 1,000,000                 | 0                            | 0                                       | 0 | 0 | 0 | 0 | 0 | 1,530,000 |
| <b>Total for Project: 000702A</b>     |                    | <b>Crosswinds Drive Bridge Replacement over Crosswinds Canal</b> |                       |                           |                              |   |   |   |   |   |   |           |
|                                       |                    | 150,000  | 380,000               | 1,000,000                 | 0                            | 0                                       | 0 | 0 | 0 | 0 | 0 | 1,530,000 |
| <b>Funding Source:</b>                |                    |  |                       |                           |                              |   |   |   |   |   |   |           |
|                                       | Penny for Pinellas | 150,000  | 380,000               | 1,000,000                 | 0                            | 0                                       | 0 | 0 | 0 | 0 | 0 | 1,530,000 |
| <b>Funding Total:</b>                 |                    | 150,000  | 380,000               | 1,000,000                 | 0                            | 0                                       | 0 | 0 | 0 | 0 | 0 | 1,530,000 |

Project Description: Bridge replacement (# 154004)

Project Classifications:  
CIE Elements Transportation/Transportation Systems  
Location Tarpon Springs  
Originating Department DEI Public Works  
Penny Program Transportation and Traffic Flow

Pinellas County Capital Improvement Program  
Project Budget Detail Report

Parameters: Budget Type Code: Planning Fund Type: All

|  |                                     | Current<br>Year<br>Estimate<br>2015 | 2016                    | 2017                      | 2018                    | 2019                           | 2020    | 2021      | 2022      | 2023      | 2024      | 2025      | Total     |
|--|-------------------------------------|-------------------------------------|-------------------------|---------------------------|-------------------------|--------------------------------|---------|-----------|-----------|-----------|-----------|-----------|-----------|
| <b>Function: Transportation</b>  |                                     |                                     |                         |                           |                         |                                |         |           |           |           |           |           |           |
| <b>Activity: Road &amp; Street Facilities</b>                            |                                     |                                     |                         |                           |                         |                                |         |           |           |           |           |           |           |
| <b>Project: 000965A 1624 Arterial Road Improvement Program</b>           |                                     |                                     |                         |                           |                         |                                |         |           |           |           |           |           |           |
| Fund: 3001<br>030.5  | Capital Projects<br>Constr-Unfunded | Center: 414100<br>0                 | CIP-Transportation<br>0 | Program: 3020<br>0        | Arterial Roads Projects |                                |         |           |           |           |           |           |           |
|  |                                     |                                     |                         |                           | 0                       | 0                              | 750,000 | 1,000,000 | 1,000,000 | 1,000,000 | 1,000,000 | 1,000,000 | 5,750,000 |
| <b>Project Total for : Fund: 3001</b>                                    |                                     | <b>Capital Projects</b>             | <b>Center: 414100</b>   | <b>CIP-Transportation</b> | <b>Program: 3020</b>    | <b>Arterial Roads Projects</b> |         |           |           |           |           |           |           |
|  |                                     | 0                                   | 0                       | 0                         | 0                       | 0                              | 750,000 | 1,000,000 | 1,000,000 | 1,000,000 | 1,000,000 | 1,000,000 | 5,750,000 |
| <b>Total for Project: 000965A 1624 Arterial Road Improvement Program</b> |                                     | 0                                   | 0                       | 0                         | 0                       | 0                              | 750,000 | 1,000,000 | 1,000,000 | 1,000,000 | 1,000,000 | 1,000,000 | 5,750,000 |
| <b>Funding Source:</b>   |                                     |                                     |                         |                           |                         |                                |         |           |           |           |           |           |           |
| Unfunded   |                                     | 0                                   | 0                       | 0                         | 0                       | 0                              | 750,000 | 1,000,000 | 1,000,000 | 1,000,000 | 1,000,000 | 1,000,000 | 5,750,000 |
| <b>Funding Total:</b>  |                                     | 0                                   | 0                       | 0                         | 0                       | 0                              | 750,000 | 1,000,000 | 1,000,000 | 1,000,000 | 1,000,000 | 1,000,000 | 5,750,000 |

**Project Description:** Funding provided for various arterial roadway improvements. Projects to be selected from prioritized list.

- Project Classifications:**
- CIE Elements

Location

Originating Department

Penny Program

TIF District
- Transportation/Transportation Systems

Countywide

DEI Public Works

Transportation and Traffic Flow

Various

Pinellas County Capital Improvement Program  
Project Budget Detail Report

Parameters: Budget Type Code: Planning Fund Type: All

|  | Current<br>Year<br>Estimate<br>2015 | 2016 | 2017 | 2018 | 2019 | 2020 | 2021 | 2022 | 2023 | 2024 | 2025 | Total |
|--|-------------------------------------|------|------|------|------|------|------|------|------|------|------|-------|
|--|-------------------------------------|------|------|------|------|------|------|------|------|------|------|-------|

Function: Transportation  
Activity: Road & Street Facilities

Project: 000966A 1533 Countywide Road Improvement Program

|                                       |                    |   |                       |                           |                                  |   |           |           |           |           |           |   |           |
|---------------------------------------|--------------------|---|-----------------------|---------------------------|----------------------------------|---|-----------|-----------|-----------|-----------|-----------|---|-----------|
| Fund: 3001                            | Capital Projects   | Center: 414100                                  | CIP-Transportation    | Program: 3022             | Local Streets/Collector Projects |   |           |           |           |           |           |   |           |
| 030.1                                 | Constr-Penny       | 50,000  | 50,000                | 50,000                    | 50,000                           | 50,000                                  | 0         | 0         | 0         | 0         | 0         | 0 | 250,000   |
| 030.5                                 | Constr-Unfunded    | 0   | 0                     | 0                         | 0                                | 0                                       | 1,000,000 | 1,000,000 | 1,000,000 | 1,000,000 | 1,000,000 | 0 | 5,000,000 |
| <b>Project Total for : Fund: 3001</b> |                    | <i>Capital Projects</i>                         | <i>Center: 414100</i> | <i>CIP-Transportation</i> | <i>Program: 3022</i>             | <i>Local Streets/Collector Projects</i> |           |           |           |           |           |   |           |
|                                       |                    | 50,000  | 50,000                | 50,000                    | 50,000                           | 50,000                                  | 1,000,000 | 1,000,000 | 1,000,000 | 1,000,000 | 1,000,000 | 0 | 5,250,000 |
| <b>Total for Project: 000966A</b>     |                    | <b>1533 Countywide Road Improvement Program</b> |                       |                           |                                  |   |           |           |           |           |           |   |           |
|                                       |                    | 50,000  | 50,000                | 50,000                    | 50,000                           | 50,000                                  | 1,000,000 | 1,000,000 | 1,000,000 | 1,000,000 | 1,000,000 | 0 | 5,250,000 |
| <b>Funding Source:</b>                |                    |   |                       |                           |                                  |   |           |           |           |           |           |   |           |
|                                       | Unfunded           | 0   | 0                     | 0                         | 0                                | 0                                       | 1,000,000 | 1,000,000 | 1,000,000 | 1,000,000 | 1,000,000 | 0 | 5,000,000 |
|                                       | Penny for Pinellas | 50,000  | 50,000                | 50,000                    | 50,000                           | 50,000                                  | 0         | 0         | 0         | 0         | 0         | 0 | 250,000   |
| <b>Funding Total:</b>                 |                    | 50,000  | 50,000                | 50,000                    | 50,000                           | 50,000                                  | 1,000,000 | 1,000,000 | 1,000,000 | 1,000,000 | 1,000,000 | 0 | 5,250,000 |

Project Description: Funding provided for various Countywide road improvements. Projects to be selected from prioritized list.

Project Classifications:  
CIE Elements Transportation/Transportation Systems  
Location Countywide  
Originating Department DEI Public Works  
Penny Program Transportation and Traffic Flow  
TIF District Countywide

Pinellas County Capital Improvement Program  
Project Budget Detail Report

August 24, 2015

Page 346 of 387

Parameters: Budget Type Code: Planning Fund Type: All

| Current<br>Year<br>Estimate  |          |          |                  |          |          |          |          |          |          |          |          |                  |
|--|----------|----------|------------------|----------|----------|----------|----------|----------|----------|----------|----------|------------------|
|  | 2015     | 2016     | 2017             | 2018     | 2019     | 2020     | 2021     | 2022     | 2023     | 2024     | 2025     | Total            |
| <b>Function: Transportation</b>  |          |          |                  |          |          |          |          |          |          |          |          |                  |
| <b>Activity: Road &amp; Street Facilities</b>  |          |          |                  |          |          |          |          |          |          |          |          |                  |
| <b>Project: 000967A 2351 Pinellas Trail Extension Program</b>  |          |          |                  |          |          |          |          |          |          |          |          |                  |
| Fund: 3001 Capital Projects Center: 414100 CIP-Transportation Program: 3023 Pinellas Trail Projects                            |          |          |                  |          |          |          |          |          |          |          |          |                  |
| 030.1 Constr-Penny   | 0        | 0        | 3,077,100        | 0        | 0        | 0        | 0        | 0        | 0        | 0        | 0        | 3,077,100        |
| <b>Project Total for : Fund: 3001 Capital Projects Center: 414100 CIP-Transportation Program: 3023 Pinellas Trail Projects</b> | <b>0</b> | <b>0</b> | <b>3,077,100</b> | <b>0</b> | <b>0</b> | <b>0</b> | <b>0</b> | <b>0</b> | <b>0</b> | <b>0</b> | <b>0</b> | <b>3,077,100</b> |
| <b>Total for Project: 000967A 2351 Pinellas Trail Extension Program</b>  | <b>0</b> | <b>0</b> | <b>3,077,100</b> | <b>0</b> | <b>0</b> | <b>0</b> | <b>0</b> | <b>0</b> | <b>0</b> | <b>0</b> | <b>0</b> | <b>3,077,100</b> |
| <b>Funding Source:</b>   |          |          |                  |          |          |          |          |          |          |          |          |                  |
| Penny for Pinellas   | 0        | 0        | 3,077,100        | 0        | 0        | 0        | 0        | 0        | 0        | 0        | 0        | 3,077,100        |
| <b>Funding Total:</b>  | <b>0</b> | <b>0</b> | <b>3,077,100</b> | <b>0</b> | <b>0</b> | <b>0</b> | <b>0</b> | <b>0</b> | <b>0</b> | <b>0</b> | <b>0</b> | <b>3,077,100</b> |

Project Description: Pinellas Trail Extension Program

Project Classifications:  
CIE Elements Transportation/Transportation Systems  
Location Countywide  
Originating Department DEI Public Works  
Penny Program Transportation and Traffic Flow

Pinellas County Capital Improvement Program  
Project Budget Detail Report

August 24, 2015  
Page 347 of 387

Parameters: Budget Type Code: Planning Fund Type: All

|                                    |                  | Current<br>Year<br>Estimate             |                    |                    |                          |                          |      |      |      |      |      |      |         |
|------------------------------------|------------------|---|--------------------|--------------------|--------------------------|--------------------------|------|------|------|------|------|------|---------|
|                                    |                  | 2015                                    | 2016               | 2017               | 2018                     | 2019                     | 2020 | 2021 | 2022 | 2023 | 2024 | 2025 | Total   |
| Function: Transportation           |                  |   |                    |                    |                          |                          |      |      |      |      |      |      |         |
| Activity: Road & Street Facilities |                  |   |                    |                    |                          |                          |      |      |      |      |      |      |         |
| Project: 000984A                   |                  | 2183 Friendship Trail Bridge Demolition |                    |                    |                          |                          |      |      |      |      |      |      |         |
| Fund: 3001                         | Capital Projects | Center: 414100                          | CIP-Transportation | Program: 3029      | Friendship Trail Program |                          |      |      |      |      |      |      |         |
| 030.1                              | Constr-Penny     | 0                                       | 515,000            | 0                  | 0                        | 0                        | 0    | 0    | 0    | 0    | 0    | 0    | 515,000 |
| Project Total for : Fund: 3001     |                  | Capital Projects                        | Center: 414100     | CIP-Transportation | Program: 3029            | Friendship Trail Program |      |      |      |      |      |      |         |
|                                    |                  | 0                                       | 515,000            | 0                  | 0                        | 0                        | 0    | 0    | 0    | 0    | 0    | 0    | 515,000 |
| Total for Project: 000984A         |                  | 2183 Friendship Trail Bridge Demolition |                    |                    |                          |                          |      |      |      |      |      |      |         |
|                                    |                  | 0                                       | 515,000            | 0                  | 0                        | 0                        | 0    | 0    | 0    | 0    | 0    | 0    | 515,000 |
| Funding Source:                    |                  |   |                    |                    |                          |                          |      |      |      |      |      |      |         |
| Penny for Pinellas                 |                  | 0                                       | 515,000            | 0                  | 0                        | 0                        | 0    | 0    | 0    | 0    | 0    | 0    | 515,000 |
| Funding Total:                     |                  | 0                                       | 515,000            | 0                  | 0                        | 0                        | 0    | 0    | 0    | 0    | 0    | 0    | 515,000 |

**Project Description:** Pinellas County contributory funds to demolish the Friendship Trail Bridge.

**Project Classifications:**

|                        |                                 |
|------------------------|---------------------------------|
| Location               | St Petersburg                   |
| Originating Department | DEI Public Works                |
| Penny Program          | Transportation and Traffic Flow |

Pinellas County Capital Improvement Program  
Project Budget Detail Report

August 24, 2015

Page 348 of 387

Parameters: Budget Type Code: Planning Fund Type: All

|   |                  | Current<br>Year<br>Estimate  | 2015                  | 2016                      | 2017                               | 2018                                      | 2019 | 2020 | 2021 | 2022 | 2023 | 2024 | 2025 | Total     |
|---|------------------|--|-----------------------|---------------------------|------------------------------------|---|------|------|------|------|------|------|------|-----------|
| <b>Function: Transportation</b>   |                  |  |                       |                           |                                    |   |      |      |      |      |      |      |      |           |
| <b>Activity: Road &amp; Street Facilities</b>                                       |                  |  |                       |                           |                                    |   |      |      |      |      |      |      |      |           |
| <b>Project: 001018A Betty Lane at Sunset Point Road - Intersection Improvements</b> |                  |  |                       |                           |                                    |   |      |      |      |      |      |      |      |           |
| Fund: 3001  | Capital Projects | Center: 414100   | CIP-Transportation    | Program: 3021             | Intersection Improvements Projects |   |      |      |      |      |      |      |      |           |
| 020.1   | Design-Penny     | 100,000  | 230,000               | 120,000                   | 80,000                             | 0   | 0    | 0    | 0    | 0    | 0    | 0    | 0    | 530,000   |
| 030.1   | Constr-Penny     | 0  | 0                     | 1,200,000                 | 800,000                            | 0   | 0    | 0    | 0    | 0    | 0    | 0    | 0    | 2,000,000 |
| <b>Project Total for : Fund: 3001</b>   |                  | <i>Capital Projects</i>  | <i>Center: 414100</i> | <i>CIP-Transportation</i> | <i>Program: 3021</i>               | <i>Intersection Improvements Projects</i> |      |      |      |      |      |      |      |           |
|   |                  | 100,000  | 230,000               | 1,320,000                 | 880,000                            | 0   | 0    | 0    | 0    | 0    | 0    | 0    | 0    | 2,530,000 |
| <b>Total for Project: 001018A</b>   |                  | <b>Betty Lane at Sunset Point Road - Intersection Improvements</b> |                       |                           |                                    |   |      |      |      |      |      |      |      |           |
|   |                  | 100,000  | 230,000               | 1,320,000                 | 880,000                            | 0   | 0    | 0    | 0    | 0    | 0    | 0    | 0    | 2,530,000 |
| <b>Funding Source:</b>  |                  |  |                       |                           |                                    |   |      |      |      |      |      |      |      |           |
| Penny for Pinellas  |                  | 100,000  | 230,000               | 1,320,000                 | 880,000                            | 0   | 0    | 0    | 0    | 0    | 0    | 0    | 0    | 2,530,000 |
| <b>Funding Total:</b>   |                  | 100,000  | 230,000               | 1,320,000                 | 880,000                            | 0   | 0    | 0    | 0    | 0    | 0    | 0    | 0    | 2,530,000 |

**Project Description:** Intersection Improvements including construction of left turn lanes and bridge reconstruction at Sunset Point Road.

**Project Classifications:**

|                        |                                       |
|------------------------|---------------------------------------|
| CIE Elements           | Transportation/Transportation Systems |
| Location               | Clearwater                            |
| Originating Department | DEI Public Works                      |
| Penny Program          | Transportation and Traffic Flow       |

Pinellas County Capital Improvement Program  
Project Budget Detail Report

August 24, 2015

Page 349 of 387

Parameters: Budget Type Code: Planning Fund Type: All

|   |                  | Current<br>Year<br>Estimate  | 2015                  | 2016                      | 2017                               | 2018                                      | 2019 | 2020 | 2021 | 2022 | 2023 | 2024 | 2025 | Total     |
|---|------------------|--|-----------------------|---------------------------|------------------------------------|---|------|------|------|------|------|------|------|-----------|
| <b>Function: Transportation</b>   |                  |  |                       |                           |                                    |   |      |      |      |      |      |      |      |           |
| <b>Activity: Road &amp; Street Facilities</b>   |                  |  |                       |                           |                                    |   |      |      |      |      |      |      |      |           |
| <b>Project: 001020A N.E. Coachman Road at Coachman Road Intersection Improvements</b> |                  |  |                       |                           |                                    |   |      |      |      |      |      |      |      |           |
| Fund: 3001  | Capital Projects | Center: 414100   | CIP-Transportation    | Program: 3021             | Intersection Improvements Projects |   |      |      |      |      |      |      |      |           |
| 020.1   | Design-Penny     | 225,000  | 40,000                | 70,000                    | 0                                  | 0   | 0    | 0    | 0    | 0    | 0    | 0    | 0    | 335,000   |
| 030.1   | Constr-Penny     | 0  | 200,000               | 700,000                   | 0                                  | 0   | 0    | 0    | 0    | 0    | 0    | 0    | 0    | 900,000   |
| <b>Project Total for : Fund: 3001</b>   |                  | <i>Capital Projects</i>  | <i>Center: 414100</i> | <i>CIP-Transportation</i> | <i>Program: 3021</i>               | <i>Intersection Improvements Projects</i> |      |      |      |      |      |      |      |           |
|   |                  | 225,000  | 240,000               | 770,000                   | 0                                  | 0   | 0    | 0    | 0    | 0    | 0    | 0    | 0    | 1,235,000 |
| <b>Total for Project: 001020A</b>   |                  | <b>N.E. Coachman Road at Coachman Road Intersection Improvements</b> |                       |                           |                                    |   |      |      |      |      |      |      |      |           |
|   |                  | 225,000  | 240,000               | 770,000                   | 0                                  | 0   | 0    | 0    | 0    | 0    | 0    | 0    | 0    | 1,235,000 |
| <b>Funding Source:</b>  |                  |  |                       |                           |                                    |   |      |      |      |      |      |      |      |           |
| Penny for Pinellas  |                  | 225,000  | 240,000               | 770,000                   | 0                                  | 0   | 0    | 0    | 0    | 0    | 0    | 0    | 0    | 1,235,000 |
| <b>Funding Total:</b>   |                  | 225,000  | 240,000               | 770,000                   | 0                                  | 0   | 0    | 0    | 0    | 0    | 0    | 0    | 0    | 1,235,000 |

Project Description: Intersection improvements including construction of left turn lanes.

Project Classifications:  
CIE Elements Transportation/Transportation Systems  
Location Clearwater  
Originating Department DEI Public Works  
Penny Program Transportation and Traffic Flow



Pinellas County Capital Improvement Program  
Project Budget Detail Report

August 24, 2015

Page 350 of 387

Parameters: Budget Type Code: Planning Fund Type: All

| Current Year Estimate  |                  |                |                    |               |                                    |      |      |      |      |      |      |           |
|--|------------------|----------------|--------------------|---------------|------------------------------------|------|------|------|------|------|------|-----------|
|  | 2015             | 2016           | 2017               | 2018          | 2019                               | 2020 | 2021 | 2022 | 2023 | 2024 | 2025 | Total     |
| Function: Transportation   |                  |                |                    |               |                                    |      |      |      |      |      |      |           |
| Activity: Road & Street Facilities   |                  |                |                    |               |                                    |      |      |      |      |      |      |           |
| Project: 001021A Belcher Road at Belleair Road Intersection Improvements   |                  |                |                    |               |                                    |      |      |      |      |      |      |           |
| Fund: 3001   | Capital Projects | Center: 414100 | CIP-Transportation | Program: 3021 | Intersection Improvements Projects |      |      |      |      |      |      |           |
| 020.1  | Design-Penny     | 80,000         | 55,000             | 0             | 0                                  | 0    | 0    | 0    | 0    | 0    | 0    | 135,000   |
| 020.4  | Design-Grant     | 80,000         | 55,000             | 0             | 0                                  | 0    | 0    | 0    | 0    | 0    | 0    | 135,000   |
| 030.1  | Constr-Penny     | 0              | 500,000            | 0             | 0                                  | 0    | 0    | 0    | 0    | 0    | 0    | 500,000   |
| 030.4  | Constr-Grant     | 0              | 500,000            | 0             | 0                                  | 0    | 0    | 0    | 0    | 0    | 0    | 500,000   |
| Project Total for : Fund: 3001 Capital Projects Center: 414100 CIP-Transportation Program: 3021 Intersection Improvements Projects |                  |                |                    |               |                                    |      |      |      |      |      |      |           |
|  | 160,000          | 1,110,000      | 0                  | 0             | 0                                  | 0    | 0    | 0    | 0    | 0    | 0    | 1,270,000 |
| Total for Project: 001021A Belcher Road at Belleair Road Intersection Improvements   |                  |                |                    |               |                                    |      |      |      |      |      |      |           |
|  | 160,000          | 1,110,000      | 0                  | 0             | 0                                  | 0    | 0    | 0    | 0    | 0    | 0    | 1,270,000 |
| Funding Source:  |                  |                |                    |               |                                    |      |      |      |      |      |      |           |
| Grant - State  | 80,000           | 555,000        | 0                  | 0             | 0                                  | 0    | 0    | 0    | 0    | 0    | 0    | 635,000   |
| Penny for Pinellas   | 80,000           | 555,000        | 0                  | 0             | 0                                  | 0    | 0    | 0    | 0    | 0    | 0    | 635,000   |
| Funding Total:   |                  |                |                    |               |                                    |      |      |      |      |      |      |           |
|  | 160,000          | 1,110,000      | 0                  | 0             | 0                                  | 0    | 0    | 0    | 0    | 0    | 0    | 1,270,000 |

Project Description: Intersection improvements including right turn lanes on the east and west legs of Belleair Road and extend the left turn lane on the east leg.

Project Classifications:

|                        |                                       |
|------------------------|---------------------------------------|
| CIE Elements           | Transportation/Transportation Systems |
| Location               | Largo, Belleair, Belleair Bluffs      |
| Originating Department | DEI Public Works                      |
| Penny Program          | Transportation and Traffic Flow       |

Pinellas County Capital Improvement Program  
Project Budget Detail Report

August 24, 2015  
Page 351 of 387

Parameters: Budget Type Code: Planning Fund Type: All

|  |                  | Current<br>Year<br>Estimate<br>2015                               | 2016                  | 2017                      | 2018                               | 2019                                      | 2020 | 2021 | 2022 | 2023 | 2024 | 2025 | Total     |
|--|------------------|---|-----------------------|---------------------------|------------------------------------|---|------|------|------|------|------|------|-----------|
| <b>Function: Transportation</b>  |                  |   |                       |                           |                                    |   |      |      |      |      |      |      |           |
| <b>Activity: Road &amp; Street Facilities</b>                                      |                  |   |                       |                           |                                    |   |      |      |      |      |      |      |           |
| <b>Project: 001022A 102nd Avenue N at Antilles Drive Intersection Improvements</b> |                  |   |                       |                           |                                    |   |      |      |      |      |      |      |           |
| Fund: 3001   | Capital Projects | Center: 414100  | CIP-Transportation    | Program: 3021             | Intersection Improvements Projects |   |      |      |      |      |      |      |           |
| 020.1  | Design-Penny     | 200,000   | 30,000                | 30,000                    | 0                                  | 0   | 0    | 0    | 0    | 0    | 0    | 0    | 260,000   |
| 030.1  | Constr-Penny     | 0   | 400,000               | 400,000                   | 0                                  | 0   | 0    | 0    | 0    | 0    | 0    | 0    | 800,000   |
| <b>Project Total for : Fund: 3001</b>  |                  | <i>Capital Projects</i>   | <i>Center: 414100</i> | <i>CIP-Transportation</i> | <i>Program: 3021</i>               | <i>Intersection Improvements Projects</i> |      |      |      |      |      |      |           |
|  |                  | 200,000   | 430,000               | 430,000                   | 0                                  | 0   | 0    | 0    | 0    | 0    | 0    | 0    | 1,060,000 |
| <b>Total for Project: 001022A</b>  |                  | <b>102nd Avenue N at Antilles Drive Intersection Improvements</b> |                       |                           |                                    |   |      |      |      |      |      |      |           |
|  |                  | 200,000   | 430,000               | 430,000                   | 0                                  | 0   | 0    | 0    | 0    | 0    | 0    | 0    | 1,060,000 |
| <b>Funding Source:</b>   |                  |   |                       |                           |                                    |   |      |      |      |      |      |      |           |
| Penny for Pinellas   |                  | 200,000   | 430,000               | 430,000                   | 0                                  | 0   | 0    | 0    | 0    | 0    | 0    | 0    | 1,060,000 |
| <b>Funding Total:</b>  |                  | 200,000   | 430,000               | 430,000                   | 0                                  | 0   | 0    | 0    | 0    | 0    | 0    | 0    | 1,060,000 |

**Project Description:** Intersection improvements including reconstruction of travel lane to enhance traffic flows.

**Project Classifications:**  
CIE Elements                      Transportation/Transportation Systems  
Location                              Seminole  
Originating Department              DEI Public Works  
Penny Program                      Transportation and Traffic Flow

Pinellas County Capital Improvement Program  
Project Budget Detail Report

August 24, 2015

Page 352 of 387

Parameters: Budget Type Code: Planning Fund Type: All

|   |                  | Current<br>Year<br>Estimate<br>2015  | 2016                  | 2017                      | 2018                               | 2019                                      | 2020 | 2021 | 2022 | 2023 | 2024 | 2025 | Total     |
|---|------------------|--|-----------------------|---------------------------|------------------------------------|---|------|------|------|------|------|------|-----------|
| <b>Function: Transportation</b>   |                  |  |                       |                           |                                    |   |      |      |      |      |      |      |           |
| <b>Activity: Road &amp; Street Facilities</b>   |                  |  |                       |                           |                                    |   |      |      |      |      |      |      |           |
| <b>Project: 001023A 131st Street N at 82nd Avenue N and 86th Avenue N Intersection Improvements</b> |                  |  |                       |                           |                                    |   |      |      |      |      |      |      |           |
| Fund: 3001  | Capital Projects | Center: 414100   | CIP-Transportation    | Program: 3021             | Intersection Improvements Projects |   |      |      |      |      |      |      |           |
| 020.1   | Design-Penny     | 190,000  | 40,000                | 80,000                    | 0                                  | 0   | 0    | 0    | 0    | 0    | 0    | 0    | 310,000   |
| 030.1   | Constr-Penny     | 0  | 300,000               | 1,200,000                 | 0                                  | 0   | 0    | 0    | 0    | 0    | 0    | 0    | 1,500,000 |
| <b>Project Total for : Fund: 3001</b>   |                  | <i>Capital Projects</i>  | <i>Center: 414100</i> | <i>CIP-Transportation</i> | <i>Program: 3021</i>               | <i>Intersection Improvements Projects</i> |      |      |      |      |      |      |           |
|   |                  | 190,000  | 340,000               | 1,280,000                 | 0                                  | 0   | 0    | 0    | 0    | 0    | 0    | 0    | 1,810,000 |
| <b>Total for Project: 001023A</b>   |                  | <b>131st Street N at 82nd Avenue N and 86th Avenue N Intersection Improvements</b> |                       |                           |                                    |   |      |      |      |      |      |      |           |
|   |                  | 190,000  | 340,000               | 1,280,000                 | 0                                  | 0   | 0    | 0    | 0    | 0    | 0    | 0    | 1,810,000 |
| <b>Funding Source:</b>  |                  |  |                       |                           |                                    |   |      |      |      |      |      |      |           |
| Penny for Pinellas  |                  | 190,000  | 340,000               | 1,280,000                 | 0                                  | 0   | 0    | 0    | 0    | 0    | 0    | 0    | 1,810,000 |
| <b>Funding Total:</b>   |                  | 190,000  | 340,000               | 1,280,000                 | 0                                  | 0   | 0    | 0    | 0    | 0    | 0    | 0    | 1,810,000 |

Project Description: Intersection improvements including construction of left turn lanes.

Project Classifications:  
CIE Elements Transportation/Transportation Systems  
Location Seminole  
Originating Department DEI Public Works  
Penny Program Transportation and Traffic Flow

Pinellas County Capital Improvement Program  
Project Budget Detail Report

August 24, 2015  
Page 353 of 387

Parameters: Budget Type Code: Planning Fund Type: All

| Current Year Estimate   |                          |          |          |          |          |          |          |          |          |          |          |              |
|---|--------------------------|----------|----------|----------|----------|----------|----------|----------|----------|----------|----------|--------------|
|   | 2015                     | 2016     | 2017     | 2018     | 2019     | 2020     | 2021     | 2022     | 2023     | 2024     | 2025     | Total        |
| <b>Function: Transportation</b>   |                          |          |          |          |          |          |          |          |          |          |          |              |
| <b>Activity: Road &amp; Street Facilities</b>   |                          |          |          |          |          |          |          |          |          |          |          |              |
| <b>Project: 001025A 38th Avenue N at 49th Street N Intersection Improvements</b>  |                          |          |          |          |          |          |          |          |          |          |          |              |
| Fund: 3001 Capital Projects Center: 414100 CIP-Transportation Program: 3021 Intersection Improvements Projects                            | 020.1 Design-Penny 2,000 | 0        | 0        | 0        | 0        | 0        | 0        | 0        | 0        | 0        | 0        | 2,000        |
| <i>Project Total for : Fund: 3001 Capital Projects Center: 414100 CIP-Transportation Program: 3021 Intersection Improvements Projects</i> | <i>2,000</i>             | <i>0</i> | <i>0</i> | <i>0</i> | <i>0</i> | <i>0</i> | <i>0</i> | <i>0</i> | <i>0</i> | <i>0</i> | <i>0</i> | <i>2,000</i> |
| <i>Total for Project: 001025A 38th Avenue N at 49th Street N Intersection Improvements</i>  | <i>2,000</i>             | <i>0</i> | <i>0</i> | <i>0</i> | <i>0</i> | <i>0</i> | <i>0</i> | <i>0</i> | <i>0</i> | <i>0</i> | <i>0</i> | <i>2,000</i> |
| <b>Funding Source:</b>  |                          |          |          |          |          |          |          |          |          |          |          |              |
| Penny for Pinellas  | 2,000                    | 0        | 0        | 0        | 0        | 0        | 0        | 0        | 0        | 0        | 0        | 2,000        |
| <i>Funding Total:</i>   | <i>2,000</i>             | <i>0</i> | <i>0</i> | <i>0</i> | <i>0</i> | <i>0</i> | <i>0</i> | <i>0</i> | <i>0</i> | <i>0</i> | <i>0</i> | <i>2,000</i> |

Project Description: Intersection improvements including construction of mast arms, ADA upgrades and traffic flow improvements.

Project Classifications:  
CIE Elements Transportation/Transportation Systems  
Location St Petersburg  
Originating Department DEI Public Works  
Penny Program Transportation and Traffic Flow

Pinellas County Capital Improvement Program  
Project Budget Detail Report

August 24, 2015

Page 354 of 387

Parameters: Budget Type Code: Planning Fund Type: All

| Current Year Estimate |      |      |      |      |      |      |      |      |      |      |       |  |
|-----------------------|------|------|------|------|------|------|------|------|------|------|-------|--|
| 2015                  | 2016 | 2017 | 2018 | 2019 | 2020 | 2021 | 2022 | 2023 | 2024 | 2025 | Total |  |

Function: Transportation  
Activity: Road & Street Facilities

Project: 001028A CR 1 Sidewalk from SR 580 to Curlew Road

|   |                    |                |                    |               |                    |   |   |   |   |   |   |   |           |
|---|--------------------|----------------|--------------------|---------------|--------------------|---|---|---|---|---|---|---|-----------|
| Fund: 3001  | Capital Projects   | Center: 414100 | CIP-Transportation | Program: 3026 | Sidewalks Projects |   |   |   |   |   |   |   |           |
| 020.1   | Design-Penny       | 60,000         | 37,000             | 0             | 0                  | 0 | 0 | 0 | 0 | 0 | 0 | 0 | 97,000    |
| 020.4   | Design-Grant       | 60,000         | 37,000             | 0             | 0                  | 0 | 0 | 0 | 0 | 0 | 0 | 0 | 97,000    |
| 030.1   | Const-Penny        | 0              | 300,000            | 0             | 0                  | 0 | 0 | 0 | 0 | 0 | 0 | 0 | 300,000   |
| 030.4   | Construction-Grant | 0              | 640,000            | 0             | 0                  | 0 | 0 | 0 | 0 | 0 | 0 | 0 | 640,000   |
| <b>Project Total for : Fund: 3001 Capital Projects Center: 414100 CIP-Transportation Program: 3026 Sidewalks Projects</b> |                    |                |                    |               |                    |   |   |   |   |   |   |   |           |
|   |                    | 120,000        | 1,014,000          | 0             | 0                  | 0 | 0 | 0 | 0 | 0 | 0 | 0 | 1,134,000 |
| <b>Total for Project: 001028A CR 1 Sidewalk from SR 580 to Curlew Road</b>  |                    |                |                    |               |                    |   |   |   |   |   |   |   |           |
|   |                    | 120,000        | 1,014,000          | 0             | 0                  | 0 | 0 | 0 | 0 | 0 | 0 | 0 | 1,134,000 |
| <b>Funding Source:</b>  |                    |                |                    |               |                    |   |   |   |   |   |   |   |           |
|   | Grant - State      | 60,000         | 677,000            | 0             | 0                  | 0 | 0 | 0 | 0 | 0 | 0 | 0 | 737,000   |
|   | Penny for Pinellas | 60,000         | 337,000            | 0             | 0                  | 0 | 0 | 0 | 0 | 0 | 0 | 0 | 397,000   |
| <b>Funding Total:</b>   |                    | 120,000        | 1,014,000          | 0             | 0                  | 0 | 0 | 0 | 0 | 0 | 0 | 0 | 1,134,000 |

Project Description: Sidewalk construction and intersection improvements

Project Classifications:  
CIE Elements Transportation/Transportation Systems  
Location Dunedin  
Originating Department DEI Public Works  
Penny Program Transportation and Traffic Flow

Pinellas County Capital Improvement Program  
Project Budget Detail Report

August 24, 2015

Page 355 of 387

Parameters: Budget Type Code: Planning Fund Type: All

| Current Year Estimate |      |      |      |      |      |      |      |      |      |      |       |  |
|-----------------------|------|------|------|------|------|------|------|------|------|------|-------|--|
| 2015                  | 2016 | 2017 | 2018 | 2019 | 2020 | 2021 | 2022 | 2023 | 2024 | 2025 | Total |  |

Function: Transportation  
Activity: Road & Street Facilities

Project: 001029A Hercules Avenue Sidewalk from Sunset Point Road to Belcher Road

|   |                    |                |                    |               |                    |   |   |   |   |   |   |   |           |
|---|--------------------|----------------|--------------------|---------------|--------------------|---|---|---|---|---|---|---|-----------|
| Fund: 3001  | Capital Projects   | Center: 414100 | CIP-Transportation | Program: 3026 | Sidewalks Projects |   |   |   |   |   |   |   |           |
| 020.1   | Design-Penny       | 110,000        | 30,000             | 20,000        | 0                  | 0 | 0 | 0 | 0 | 0 | 0 | 0 | 160,000   |
| 020.4   | Design-Grant       | 150,000        | 0                  | 0             | 0                  | 0 | 0 | 0 | 0 | 0 | 0 | 0 | 150,000   |
| 030.1   | Constr-Penny       | 0              | 284,000            | 220,000       | 0                  | 0 | 0 | 0 | 0 | 0 | 0 | 0 | 504,000   |
| 030.4   | Constr-Grant       | 0              | 606,000            | 0             | 0                  | 0 | 0 | 0 | 0 | 0 | 0 | 0 | 606,000   |
| <b>Project Total for : Fund: 3001 Capital Projects Center: 414100 CIP-Transportation Program: 3026 Sidewalks Projects</b> |                    |                |                    |               |                    |   |   |   |   |   |   |   |           |
|   |                    | 260,000        | 920,000            | 240,000       | 0                  | 0 | 0 | 0 | 0 | 0 | 0 | 0 | 1,420,000 |
| <b>Total for Project: 001029A Hercules Avenue Sidewalk from Sunset Point Road to Belcher Road</b>                         |                    |                |                    |               |                    |   |   |   |   |   |   |   |           |
|   |                    | 260,000        | 920,000            | 240,000       | 0                  | 0 | 0 | 0 | 0 | 0 | 0 | 0 | 1,420,000 |
| <b>Funding Source:</b>  |                    |                |                    |               |                    |   |   |   |   |   |   |   |           |
|   | Grant - State      | 150,000        | 606,000            | 0             | 0                  | 0 | 0 | 0 | 0 | 0 | 0 | 0 | 756,000   |
|   | Penny for Pinellas | 110,000        | 314,000            | 240,000       | 0                  | 0 | 0 | 0 | 0 | 0 | 0 | 0 | 664,000   |
| <b>Funding Total:</b>   |                    | 260,000        | 920,000            | 240,000       | 0                  | 0 | 0 | 0 | 0 | 0 | 0 | 0 | 1,420,000 |

Project Description: Sidewalk construction and intersection improvements.

Project Classifications:

|                        |                                       |
|------------------------|---------------------------------------|
| CIE Elements           | Transportation/Transportation Systems |
| Location               | Clearwater                            |
| Originating Department | DEI Public Works                      |
| Penny Program          | Transportation and Traffic Flow       |

Pinellas County Capital Improvement Program  
Project Budget Detail Report

August 24, 2015

Page 356 of 387

Parameters: Budget Type Code: Planning Fund Type: All

| Current Year Estimate |      |      |      |      |      |      |      |      |      |      |       |  |
|-----------------------|------|------|------|------|------|------|------|------|------|------|-------|--|
| 2015                  | 2016 | 2017 | 2018 | 2019 | 2020 | 2021 | 2022 | 2023 | 2024 | 2025 | Total |  |

Function: Transportation  
Activity: Road & Street Facilities

Project: 001030A ATMS South Belcher Road - Druid to Park Blvd

|                                       |                  |   |                       |                           |                                    |   |   |   |   |   |   |           |
|---------------------------------------|------------------|---|-----------------------|---------------------------|------------------------------------|---|---|---|---|---|---|-----------|
| Fund: 3001                            | Capital Projects | Center: 414100                                      | CIP-Transportation    | Program: 3033             | Advanced Traffic Management System |   |   |   |   |   |   |           |
| 020.6                                 | Design-LOGT      | 125,000   | 12,500                | 0                         | 0                                  | 0   | 0 | 0 | 0 | 0 | 0 | 137,500   |
| 020.7                                 | Design-Grant     | 125,000   | 12,500                | 0                         | 0                                  | 0   | 0 | 0 | 0 | 0 | 0 | 137,500   |
| 030.6                                 | Constr-LOGT      | 0   | 1,000,000             | 227,300                   | 0                                  | 0   | 0 | 0 | 0 | 0 | 0 | 1,227,300 |
| 030.7                                 | Constr-Grant     | 0   | 1,000,000             | 227,300                   | 0                                  | 0   | 0 | 0 | 0 | 0 | 0 | 1,227,300 |
| <b>Project Total for : Fund: 3001</b> |                  | <i>Capital Projects</i>                             | <i>Center: 414100</i> | <i>CIP-Transportation</i> | <i>Program: 3033</i>               | <i>Advanced Traffic Management System</i> |   |   |   |   |   |           |
|                                       |                  | 250,000   | 2,025,000             | 454,600                   | 0                                  | 0   | 0 | 0 | 0 | 0 | 0 | 2,729,600 |
| <b>Total for Project: 001030A</b>     |                  | <i>ATMS South Belcher Road - Druid to Park Blvd</i> |                       |                           |                                    |   |   |   |   |   |   |           |
|                                       |                  | 250,000   | 2,025,000             | 454,600                   | 0                                  | 0   | 0 | 0 | 0 | 0 | 0 | 2,729,600 |
| <b>Funding Source:</b>                |                  |   |                       |                           |                                    |   |   |   |   |   |   |           |
| Local Option Gas Tax                  |                  | 125,000   | 1,012,500             | 227,300                   | 0                                  | 0   | 0 | 0 | 0 | 0 | 0 | 1,364,800 |
| Grant - State                         |                  | 125,000   | 1,012,500             | 227,300                   | 0                                  | 0   | 0 | 0 | 0 | 0 | 0 | 1,364,800 |
| <b>Funding Total:</b>                 |                  | 250,000   | 2,025,000             | 454,600                   | 0                                  | 0   | 0 | 0 | 0 | 0 | 0 | 2,729,600 |

Project Description: Design and construct ATMS/ITS improvements on South Belcher Road from Druid Road to Park Boulevard.

Project Classifications:  
CIE Elements Transportation/Transportation Systems  
Location Pinellas Park

Pinellas County Capital Improvement Program  
Project Budget Detail Report

August 24, 2015

Page 357 of 387

Parameters: Budget Type Code: Planning Fund Type: All

| Current Year Estimate |      |      |      |      |      |      |      |      |      |      |       |  |
|-----------------------|------|------|------|------|------|------|------|------|------|------|-------|--|
| 2015                  | 2016 | 2017 | 2018 | 2019 | 2020 | 2021 | 2022 | 2023 | 2024 | 2025 | Total |  |

Function: Transportation  
Activity: Road & Street Facilities

Project: 001031A ATMS Gulf Boulevard

|   |                      |                |                    |               |                                    |   |   |   |   |   |   |           |
|---|----------------------|----------------|--------------------|---------------|------------------------------------|---|---|---|---|---|---|-----------|
| Fund: 3001  | Capital Projects     | Center: 414100 | CIP-Transportation | Program: 3033 | Advanced Traffic Management System |   |   |   |   |   |   |           |
| 020.6   | Design-LOGT          | 175,000        | 10,000             | 0             | 0                                  | 0 | 0 | 0 | 0 | 0 | 0 | 185,000   |
| 020.7   | Design-Grant         | 175,000        | 10,000             | 0             | 0                                  | 0 | 0 | 0 | 0 | 0 | 0 | 185,000   |
| 030.6   | Constr-LOGT          | 0              | 1,027,300          | 1,000,000     | 0                                  | 0 | 0 | 0 | 0 | 0 | 0 | 2,027,300 |
| 030.7   | Constr-Grant         | 0              | 1,027,300          | 1,000,000     | 0                                  | 0 | 0 | 0 | 0 | 0 | 0 | 2,027,300 |
| <b>Project Total for : Fund: 3001 Capital Projects Center: 414100 CIP-Transportation Program: 3033 Advanced Traffic Management System</b> |                      |                |                    |               |                                    |   |   |   |   |   |   |           |
|   |                      | 350,000        | 2,074,600          | 2,000,000     | 0                                  | 0 | 0 | 0 | 0 | 0 | 0 | 4,424,600 |
| <b>Total for Project: 001031A ATMS Gulf Boulevard</b>   |                      |                |                    |               |                                    |   |   |   |   |   |   |           |
|   |                      | 350,000        | 2,074,600          | 2,000,000     | 0                                  | 0 | 0 | 0 | 0 | 0 | 0 | 4,424,600 |
| <b>Funding Source:</b>  |                      |                |                    |               |                                    |   |   |   |   |   |   |           |
|   | Local Option Gas Tax | 175,000        | 1,037,300          | 1,000,000     | 0                                  | 0 | 0 | 0 | 0 | 0 | 0 | 2,212,300 |
|   | Grant - State        | 175,000        | 1,037,300          | 1,000,000     | 0                                  | 0 | 0 | 0 | 0 | 0 | 0 | 2,212,300 |
| <b>Funding Total:</b>   |                      | 350,000        | 2,074,600          | 2,000,000     | 0                                  | 0 | 0 | 0 | 0 | 0 | 0 | 4,424,600 |

Project Description: Design and construct ATMS/ITS improvements on Gulf Boulevard.

Project Classifications:  
CIE Elements Transportation/Transportation Systems  
Location Gulf Beaches



Pinellas County Capital Improvement Program  
Project Budget Detail Report

Parameters: Budget Type Code: Planning Fund Type: All

|   |                      | Current<br>Year<br>Estimate           | 2015                  | 2016                      | 2017                               | 2018                                      | 2019    | 2020    | 2021    | 2022    | 2023    | 2024    | 2025    | Total     |
|---|----------------------|---------------------------------------|-----------------------|---------------------------|------------------------------------|---|---------|---------|---------|---------|---------|---------|---------|-----------|
| <b>Function: Transportation</b>   |                      |                                       |                       |                           |                                    |   |         |         |         |         |         |         |         |           |
| <b>Activity: Road &amp; Street Facilities</b>   |                      |                                       |                       |                           |                                    |   |         |         |         |         |         |         |         |           |
| <b>Project: 001032A ATMS/ITS Regional Improvements</b>  |                      |                                       |                       |                           |                                    |   |         |         |         |         |         |         |         |           |
| Fund: 3001  | Capital Projects     | Center: 414100                        | CIP-Transportation    | Program: 3033             | Advanced Traffic Management System |   |         |         |         |         |         |         |         |           |
| 020.6   | Design-LOGT          | 250,000                               | 250,000               | 250,000                   | 250,000                            | 250,000                                   | 250,000 | 200,000 | 250,000 | 250,000 | 250,000 | 250,000 | 250,000 | 2,700,000 |
| 030.6   | Constr-LOGT          | 250,000                               | 250,000               | 250,000                   | 250,000                            | 250,000                                   | 250,000 | 200,000 | 250,000 | 250,000 | 250,000 | 250,000 | 250,000 | 2,700,000 |
| <b>Project Total for : Fund: 3001</b>   |                      | <i>Capital Projects</i>               | <i>Center: 414100</i> | <i>CIP-Transportation</i> | <i>Program: 3033</i>               | <i>Advanced Traffic Management System</i> |         |         |         |         |         |         |         |           |
|   |                      | 500,000                               | 500,000               | 500,000                   | 500,000                            | 500,000                                   | 500,000 | 400,000 | 500,000 | 500,000 | 500,000 | 500,000 | 500,000 | 5,400,000 |
| <b>Total for Project: 001032A</b>   |                      | <b>ATMS/ITS Regional Improvements</b> |                       |                           |                                    |   |         |         |         |         |         |         |         |           |
|   |                      | 500,000                               | 500,000               | 500,000                   | 500,000                            | 500,000                                   | 500,000 | 400,000 | 500,000 | 500,000 | 500,000 | 500,000 | 500,000 | 5,400,000 |
| <b>Funding Source:</b>  |                      |                                       |                       |                           |                                    |   |         |         |         |         |         |         |         |           |
|   | Local Option Gas Tax | 500,000                               | 500,000               | 500,000                   | 500,000                            | 500,000                                   | 500,000 | 400,000 | 500,000 | 500,000 | 500,000 | 500,000 | 500,000 | 5,400,000 |
| <b>Funding Total:</b>   |                      | 500,000                               | 500,000               | 500,000                   | 500,000                            | 500,000                                   | 500,000 | 400,000 | 500,000 | 500,000 | 500,000 | 500,000 | 500,000 | 5,400,000 |
| <b>Project Description:</b> Construction funding to install ATMS/ITS improvements at various locations. |                      |                                       |                       |                           |                                    |   |         |         |         |         |         |         |         |           |
| <b>Project Classifications:</b>   |                      |                                       |                       |                           |                                    |   |         |         |         |         |         |         |         |           |
| CIE Elements  |                      | Transportation/Transportation Systems |                       |                           |                                    |   |         |         |         |         |         |         |         |           |
| Location  |                      | Countywide                            |                       |                           |                                    |   |         |         |         |         |         |         |         |           |

Pinellas County Capital Improvement Program  
Project Budget Detail Report

August 24, 2015  
Page 359 of 387

Parameters: Budget Type Code: Planning Fund Type: All

|   |                  | Current<br>Year<br>Estimate<br>2015  | 2016                  | 2017                      | 2018                         | 2019                                    | 2020 | 2021 | 2022 | 2023 | 2024 | 2025 | Total     |
|---|------------------|--------------------------------------|-----------------------|---------------------------|------------------------------|---|------|------|------|------|------|------|-----------|
| <b>Function: Transportation</b>                       |                  |                                      |                       |                           |                              |   |      |      |      |      |      |      |           |
| <b>Activity: Road &amp; Street Facilities</b>         |                  |                                      |                       |                           |                              |   |      |      |      |      |      |      |           |
| <b>Project: 001033A Bayside Bridge Rehabilitation</b> |                  |                                      |                       |                           |                              |   |      |      |      |      |      |      |           |
| Fund: 3001  | Capital Projects | Center: 414100                       | CIP-Transportation    | Program: 3031             | Bridges-Repair & Improvement |   |      |      |      |      |      |      |           |
| 020.1   | Design-Penny     | 40,000                               | 100,000               | 0                         | 0                            | 0                                       | 0    | 0    | 0    | 0    | 0    | 0    | 140,000   |
| 030.1   | Constr-Penny     | 0                                    | 1,000,000             | 0                         | 0                            | 0                                       | 0    | 0    | 0    | 0    | 0    | 0    | 1,000,000 |
| <b>Project Total for : Fund: 3001</b>                 |                  | <i>Capital Projects</i>              | <i>Center: 414100</i> | <i>CIP-Transportation</i> | <i>Program: 3031</i>         | <i>Bridges-Repair &amp; Improvement</i> |      |      |      |      |      |      |           |
|   |                  | 40,000                               | 1,100,000             | 0                         | 0                            | 0                                       | 0    | 0    | 0    | 0    | 0    | 0    | 1,140,000 |
| <b>Total for Project: 001033A</b>                     |                  | <b>Bayside Bridge Rehabilitation</b> |                       |                           |                              |   |      |      |      |      |      |      |           |
|   |                  | 40,000                               | 1,100,000             | 0                         | 0                            | 0                                       | 0    | 0    | 0    | 0    | 0    | 0    | 1,140,000 |
| <b>Funding Source:</b>                                |                  |                                      |                       |                           |                              |   |      |      |      |      |      |      |           |
| Penny for Pinellas                                    |                  | 40,000                               | 1,100,000             | 0                         | 0                            | 0                                       | 0    | 0    | 0    | 0    | 0    | 0    | 1,140,000 |
| <b>Funding Total:</b>                                 |                  | 40,000                               | 1,100,000             | 0                         | 0                            | 0                                       | 0    | 0    | 0    | 0    | 0    | 0    | 1,140,000 |

**Project Description:** Structural repairs and sealing to preserve integrity of structural steel reinforcement of Bayside Bridge.

**Project Classifications:**  
CIE Elements                      Transportation/Transportation Systems  
Location                           Clearwater  
Originating Department        DEI Public Works  
Penny Program                    Transportation and Traffic Flow

Pinellas County Capital Improvement Program  
Project Budget Detail Report

August 24, 2015

Page 360 of 387

Parameters: Budget Type Code: Planning Fund Type: All

|   |                    | Current<br>Year<br>Estimate | 2015                  | 2016                      | 2017                         | 2018                                    | 2019 | 2020 | 2021 | 2022 | 2023 | 2024 | 2025 | Total   |
|---|--------------------|-----------------------------|-----------------------|---------------------------|------------------------------|---|------|------|------|------|------|------|------|---------|
| <b>Function: Transportation</b>   |                    |                             |                       |                           |                              |   |      |      |      |      |      |      |      |         |
| <b>Activity: Road &amp; Street Facilities</b>   |                    |                             |                       |                           |                              |   |      |      |      |      |      |      |      |         |
| <b>Project: 001034A Old Coachman Road over Alligator Creek Bridge Replacement</b>           |                    |                             |                       |                           |                              |   |      |      |      |      |      |      |      |         |
| Fund: 3001  | Capital Projects   | Center: 414100              | CIP-Transportation    | Program: 3031             | Bridges-Repair & Improvement |   |      |      |      |      |      |      |      |         |
| 020.1   | Design-Penny       | 0                           | 100,000               | 40,000                    | 35,000                       | 0                                       | 0    | 0    | 0    | 0    | 0    | 0    | 0    | 175,000 |
| 030.1   | Constr-Penny       | 0                           | 0                     | 400,000                   | 350,000                      | 0                                       | 0    | 0    | 0    | 0    | 0    | 0    | 0    | 750,000 |
| <b>Project Total for : Fund: 3001 Capital Projects</b>                                      |                    |                             | <b>Center: 414100</b> | <b>CIP-Transportation</b> | <b>Program: 3031</b>         | <b>Bridges-Repair &amp; Improvement</b> |      |      |      |      |      |      |      |         |
|   |                    | 0                           | 100,000               | 440,000                   | 385,000                      | 0                                       | 0    | 0    | 0    | 0    | 0    | 0    | 0    | 925,000 |
| <b>Total for Project: 001034A Old Coachman Road over Alligator Creek Bridge Replacement</b> |                    |                             | 0                     | 100,000                   | 440,000                      | 385,000                                 | 0    | 0    | 0    | 0    | 0    | 0    | 0    | 925,000 |
| <b>Funding Source:</b>  |                    |                             |                       |                           |                              |   |      |      |      |      |      |      |      |         |
|   | Penny for Pinellas | 0                           | 100,000               | 440,000                   | 385,000                      | 0                                       | 0    | 0    | 0    | 0    | 0    | 0    | 0    | 925,000 |
| <b>Funding Total:</b>   |                    |                             | 0                     | 100,000                   | 440,000                      | 385,000                                 | 0    | 0    | 0    | 0    | 0    | 0    | 0    | 925,000 |

Project Description: Old Coachman Road over Alligator Creek bridge reconstruction/replacement.

Project Classifications:

|                        |                                       |
|------------------------|---------------------------------------|
| CIE Elements           | Transportation/Transportation Systems |
| Location               | Clearwater                            |
| Originating Department | DEI Public Works                      |
| Penny Program          | Transportation and Traffic Flow       |

Pinellas County Capital Improvement Program  
Project Budget Detail Report

August 24, 2015

Page 361 of 387

Parameters: Budget Type Code: Planning Fund Type: All

|   |                  | Current<br>Year<br>Estimate<br>2015                              | 2016                  | 2017                      | 2018                         | 2019                                    | 2020 | 2021 | 2022 | 2023 | 2024 | 2025 | Total     |
|---|------------------|--|-----------------------|---------------------------|------------------------------|---|------|------|------|------|------|------|-----------|
| <b>Function: Transportation</b>   |                  |  |                       |                           |                              |   |      |      |      |      |      |      |           |
| <b>Activity: Road &amp; Street Facilities</b>                                     |                  |  |                       |                           |                              |   |      |      |      |      |      |      |           |
| <b>Project: 001035A Oakwood Drive over Stephanie's Channel Bridge Replacement</b> |                  |  |                       |                           |                              |   |      |      |      |      |      |      |           |
| Fund: 3001  | Capital Projects | Center: 414100   | CIP-Transportation    | Program: 3031             | Bridges-Repair & Improvement |   |      |      |      |      |      |      |           |
| 020.1   | Design-Penny     | 200,000  | 60,000                | 30,000                    | 0                            | 0                                       | 0    | 0    | 0    | 0    | 0    | 0    | 290,000   |
| 030.1   | Constr-Penny     | 0  | 600,000               | 305,000                   | 0                            | 0                                       | 0    | 0    | 0    | 0    | 0    | 0    | 905,000   |
| <b>Project Total for : Fund: 3001</b>   |                  | <i>Capital Projects</i>  | <i>Center: 414100</i> | <i>CIP-Transportation</i> | <i>Program: 3031</i>         | <i>Bridges-Repair &amp; Improvement</i> |      |      |      |      |      |      |           |
|   |                  | 200,000  | 660,000               | 335,000                   | 0                            | 0                                       | 0    | 0    | 0    | 0    | 0    | 0    | 1,195,000 |
| <b>Total for Project: 001035A</b>   |                  | <b>Oakwood Drive over Stephanie's Channel Bridge Replacement</b> |                       |                           |                              |   |      |      |      |      |      |      |           |
|   |                  | 200,000  | 660,000               | 335,000                   | 0                            | 0                                       | 0    | 0    | 0    | 0    | 0    | 0    | 1,195,000 |
| <b>Funding Source:</b>  |                  |  |                       |                           |                              |   |      |      |      |      |      |      |           |
| Penny for Pinellas  |                  | 200,000  | 660,000               | 335,000                   | 0                            | 0                                       | 0    | 0    | 0    | 0    | 0    | 0    | 1,195,000 |
| <b>Funding Total:</b>   |                  | 200,000  | 660,000               | 335,000                   | 0                            | 0                                       | 0    | 0    | 0    | 0    | 0    | 0    | 1,195,000 |

Project Description: Oakwood Drive over Stephanie's Channel bridge reconstruction / replacement.

Project Classifications:

|                        |                                       |
|------------------------|---------------------------------------|
| CIE Elements           | Transportation/Transportation Systems |
| Location               | Largo, Belleair, Belleair Bluffs      |
| Originating Department | DEI Public Works                      |
| Penny Program          | Transportation and Traffic Flow       |

Pinellas County Capital Improvement Program  
Project Budget Detail Report

August 24, 2015

Page 362 of 387

Parameters: Budget Type Code: Planning Fund Type: All

|  |                  | Current<br>Year<br>Estimate<br>2015                         | 2016                  | 2017                      | 2018                         | 2019                                    | 2020 | 2021 | 2022 | 2023 | 2024 | 2025 | Total     |
|--|------------------|---|-----------------------|---------------------------|------------------------------|---|------|------|------|------|------|------|-----------|
| <b>Function: Transportation</b>  |                  |   |                       |                           |                              |   |      |      |      |      |      |      |           |
| <b>Activity: Road &amp; Street Facilities</b>                                |                  |   |                       |                           |                              |   |      |      |      |      |      |      |           |
| <b>Project: 001036A San Martin Blvd. over Riviera Bay Bridge Replacement</b> |                  |   |                       |                           |                              |   |      |      |      |      |      |      |           |
| Fund: 3001   | Capital Projects | Center: 414100  | CIP-Transportation    | Program: 3031             | Bridges-Repair & Improvement |   |      |      |      |      |      |      |           |
| 020.1  | Design-Penny     | 400,000   | 400,000               | 400,000                   | 100,000                      | 100,000                                 | 0    | 0    | 0    | 0    | 0    | 0    | 1,400,000 |
| 020.4  | Design-Grant     | 0   | 0                     | 0                         | 100,000                      | 100,000                                 | 0    | 0    | 0    | 0    | 0    | 0    | 200,000   |
| 030.1  | Constr-Penny     | 0   | 0                     | 0                         | 2,000,000                    | 2,000,000                               | 0    | 0    | 0    | 0    | 0    | 0    | 4,000,000 |
| 030.4  | Constr-Grant     | 0   | 0                     | 0                         | 2,000,000                    | 2,000,000                               | 0    | 0    | 0    | 0    | 0    | 0    | 4,000,000 |
| <b>Project Total for : Fund: 3001</b>  |                  | <i>Capital Projects</i>                                     | <i>Center: 414100</i> | <i>CIP-Transportation</i> | <i>Program: 3031</i>         | <i>Bridges-Repair &amp; Improvement</i> |      |      |      |      |      |      |           |
|  |                  | 400,000   | 400,000               | 400,000                   | 4,200,000                    | 4,200,000                               | 0    | 0    | 0    | 0    | 0    | 0    | 9,600,000 |
| <b>Total for Project: 001036A</b>  |                  | <b>San Martin Blvd. over Riviera Bay Bridge Replacement</b> |                       |                           |                              | 4,200,000                               | 0    | 0    | 0    | 0    | 0    | 0    | 9,600,000 |
|  |                  | 400,000   | 400,000               | 400,000                   | 4,200,000                    | 4,200,000                               | 0    | 0    | 0    | 0    | 0    | 0    | 9,600,000 |
| <b>Funding Source:</b>   |                  |   |                       |                           |                              |   |      |      |      |      |      |      |           |
| Penny for Pinellas   |                  | 400,000   | 400,000               | 400,000                   | 2,100,000                    | 2,100,000                               | 0    | 0    | 0    | 0    | 0    | 0    | 5,400,000 |
| Grant - Federal  |                  | 0   | 0                     | 0                         | 2,100,000                    | 2,100,000                               | 0    | 0    | 0    | 0    | 0    | 0    | 4,200,000 |
| <b>Funding Total:</b>  |                  | 400,000   | 400,000               | 400,000                   | 4,200,000                    | 4,200,000                               | 0    | 0    | 0    | 0    | 0    | 0    | 9,600,000 |

**Project Description:** San Martin Blvd. over Riviera Bay bridge reconstruction / replacement. Note: This plan anticipates additional funding (i.e, grant) being available starting in FY18.

**Project Classifications:**

|                        |                                       |
|------------------------|---------------------------------------|
| CIE Elements           | Transportation/Transportation Systems |
| Location               | St Petersburg                         |
| Originating Department | DEI Public Works                      |
| Penny Program          | Transportation and Traffic Flow       |

Pinellas County Capital Improvement Program  
Project Budget Detail Report

Fund Type: Governmental

| Current Year Estimate  |                  |                                   |                                       |                           |                              |   |      |      |      |      |      |      |            |
|--|------------------|-----------------------------------|---------------------------------------|---------------------------|------------------------------|---|------|------|------|------|------|------|------------|
|  |                  | 2016                              | 2017                                  | 2018                      | 2019                         | 2020                                    | 2021 | 2022 | 2023 | 2024 | 2025 | 2026 | Total      |
| Function: Transportation   |                  |                                   |                                       |                           |                              |   |      |      |      |      |      |      |            |
| Activity: Road & Street Facilities   |                  |                                   |                                       |                           |                              |   |      |      |      |      |      |      |            |
| Project: 001037A    Beckett Bridge Replacement   |                  |                                   |                                       |                           |                              |   |      |      |      |      |      |      |            |
| Fund: 3001   | Capital Projects | Center: 414100                    | CIP-Transportation                    | Program: 3031             | Bridges-Repair & Improvement |   |      |      |      |      |      |      |            |
| 020.1  | Design-Penny     | 600,000                           | 600,000                               | 600,000                   | 800,000                      | 200,000                                 | 0    | 0    | 0    | 0    | 0    | 0    | 2,800,000  |
| 020.4  | CEI-Grant        | 0                                 | 0                                     | 0                         | 800,000                      | 200,000                                 | 0    | 0    | 0    | 0    | 0    | 0    | 1,000,000  |
| 030.1  | Constr-Penny     | 0                                 | 0                                     | 0                         | 8,000,000                    | 2,000,000                               | 0    | 0    | 0    | 0    | 0    | 0    | 10,000,000 |
| 030.4  | Constr-Grant     | 0                                 | 0                                     | 0                         | 8,000,000                    | 2,000,000                               | 0    | 0    | 0    | 0    | 0    | 0    | 10,000,000 |
| <b>Project Total for : Fund: 3001</b>  |                  | <b>Capital Projects</b>           | <b>Center: 414100</b>                 | <b>CIP-Transportation</b> | <b>Program: 3031</b>         | <b>Bridges-Repair &amp; Improvement</b> |      |      |      |      |      |      |            |
|  |                  | 600,000                           | 600,000                               | 600,000                   | 17,600,000                   | 4,400,000                               | 0    | 0    | 0    | 0    | 0    | 0    | 23,800,000 |
| <b>Total for Project: 001037A</b>  |                  | <b>Beckett Bridge Replacement</b> |                                       |                           |                              |   |      |      |      |      |      |      |            |
|  |                  | 600,000                           | 600,000                               | 600,000                   | 17,600,000                   | 4,400,000                               | 0    | 0    | 0    | 0    | 0    | 0    | 23,800,000 |
| Funding Source:  |                  |                                   |                                       |                           |                              |   |      |      |      |      |      |      |            |
| Penny for Pinellas   |                  | 600,000                           | 600,000                               | 600,000                   | 8,800,000                    | 2,200,000                               | 0    | 0    | 0    | 0    | 0    | 0    | 12,800,000 |
| Grant - Federal  |                  | 0                                 | 0                                     | 0                         | 8,800,000                    | 2,200,000                               | 0    | 0    | 0    | 0    | 0    | 0    | 11,000,000 |
| <b>Funding Total:</b>  |                  | 600,000                           | 600,000                               | 600,000                   | 17,600,000                   | 4,400,000                               | 0    | 0    | 0    | 0    | 0    | 0    | 23,800,000 |
| Project Description: Design and construction of Beckett Bridge replacement after PD&E is completed. This plan anticipates additional funding (i.e., grant) being available starting in FY19. |                  |                                   |                                       |                           |                              |   |      |      |      |      |      |      |            |
| Project Classifications:   |                  |                                   |                                       |                           |                              |   |      |      |      |      |      |      |            |
| CIE Elements   |                  |                                   | Transportation/Transportation Systems |                           |                              |   |      |      |      |      |      |      |            |
| Commission District, At-Large  |                  |                                   | District 2 - Pat Gerard               |                           |                              |   |      |      |      |      |      |      |            |
| Commission District, Single Member   |                  |                                   | District 4 - Dave Eggers              |                           |                              |   |      |      |      |      |      |      |            |
| Location   |                  |                                   | Tarpon Springs                        |                           |                              |   |      |      |      |      |      |      |            |
| Originating Department   |                  |                                   | DEI Public Works                      |                           |                              |   |      |      |      |      |      |      |            |
| Penny Program  |                  |                                   | Transportation and Traffic Flow       |                           |                              |   |      |      |      |      |      |      |            |

10/22/15 NOTE: SUBSEQUENT TO THE ORIGINAL PUBLICATION, TASK 020.4 NAME CHANGED FROM DESIGN-GRANT TO CEI-GRANT, AND PROJECT DESCRIPTION REVISED ANTICIPATING ADDITIONAL GRANT FUNDING STARTING IN FY19 RATHER THAN FY16.

Pinellas County Capital Improvement Program  
Project Budget Detail Report

Parameters: Project: 001037A Beckett Bridge Replacement      Budget Type Code: Planning      Fund Type: All

|               | Current<br>Year<br>Estimate<br>2016 | 2017    | 2018    | 2019       | 2020      | 2021 | 2022 | 2023 | 2024 | 2025 | 2026 | Total      |
|---------------|-------------------------------------|---------|---------|------------|-----------|------|------|------|------|------|------|------------|
| Report Total: | 600,000                             | 600,000 | 600,000 | 17,600,000 | 4,400,000 | 0    | 0    | 0    | 0    | 0    | 0    | 23,800,000 |

Pinellas County Capital Improvement Program  
Project Budget Detail Report

August 24, 2015

Page 364 of 387

Parameters: Budget Type Code: Planning Fund Type: All

|  |                  | Current<br>Year<br>Estimate                           | 2015                  | 2016                      | 2017                    | 2018                           | 2019 | 2020 | 2021 | 2022 | 2023 | 2024 | 2025 | Total     |
|--|------------------|---|-----------------------|---------------------------|-------------------------|--------------------------------|------|------|------|------|------|------|------|-----------|
| <b>Function: Transportation</b>  |                  |   |                       |                           |                         |                                |      |      |      |      |      |      |      |           |
| <b>Activity: Road &amp; Street Facilities</b>                          |                  |   |                       |                           |                         |                                |      |      |      |      |      |      |      |           |
| <b>Project: 001038A Park Street from Tyrone Blvd. to 54th Avenue N</b> |                  |   |                       |                           |                         |                                |      |      |      |      |      |      |      |           |
| Fund: 3001   | Capital Projects | Center: 414100  | CIP-Transportation    | Program: 3020             | Arterial Roads Projects |                                |      |      |      |      |      |      |      |           |
| 020.8  | Design-Penny     | 230,000   | 50,000                | 330,000                   | 80,000                  | 0                              | 0    | 0    | 0    | 0    | 0    | 0    | 0    | 690,000   |
| 030.8  | Constr-Penny     | 0   | 500,000               | 3,500,000                 | 1,000,000               | 0                              | 0    | 0    | 0    | 0    | 0    | 0    | 0    | 5,000,000 |
| <b>Project Total for : Fund: 3001</b>                                  |                  | <i>Capital Projects</i>                               | <i>Center: 414100</i> | <i>CIP-Transportation</i> | <i>Program: 3020</i>    | <i>Arterial Roads Projects</i> |      |      |      |      |      |      |      |           |
|  |                  | 230,000   | 550,000               | 3,830,000                 | 1,080,000               | 0                              | 0    | 0    | 0    | 0    | 0    | 0    | 0    | 5,690,000 |
| <b>Total for Project: 001038A</b>                                      |                  | <b>Park Street from Tyrone Blvd. to 54th Avenue N</b> |                       |                           |                         |                                |      |      |      |      |      |      |      |           |
|  |                  | 230,000   | 550,000               | 3,830,000                 | 1,080,000               | 0                              | 0    | 0    | 0    | 0    | 0    | 0    | 0    | 5,690,000 |
| <b>Funding Source:</b>   |                  |   |                       |                           |                         |                                |      |      |      |      |      |      |      |           |
| Penny for Pinellas   |                  | 230,000   | 550,000               | 3,830,000                 | 1,080,000               | 0                              | 0    | 0    | 0    | 0    | 0    | 0    | 0    | 5,690,000 |
| <b>Funding Total:</b>  |                  | 230,000   | 550,000               | 3,830,000                 | 1,080,000               | 0                              | 0    | 0    | 0    | 0    | 0    | 0    | 0    | 5,690,000 |

**Project Description:** Park Street from Tyrone Blvd. to 54th Avenue N intersection improvements including construction of road widening, drainage improvements, sidewalks and mast arms.

**Project Classifications:**  
CIE Elements Transportation/Transportation Systems  
Location St Petersburg  
Originating Department DEI Public Works  
Penny Program Transportation and Traffic Flow



Pinellas County Capital Improvement Program  
Project Budget Detail Report

August 24, 2015

Page 365 of 387

Parameters: Budget Type Code: Planning Fund Type: All

| Current Year Estimate |      |      |      |      |      |      |      |      |      |      |       |  |
|-----------------------|------|------|------|------|------|------|------|------|------|------|-------|--|
| 2015                  | 2016 | 2017 | 2018 | 2019 | 2020 | 2021 | 2022 | 2023 | 2024 | 2025 | Total |  |

Function: Transportation  
Activity: Road & Street Facilities

Project: 001039A Park Street/Starkey Road from 84th Lane N to 82nd Avenue N.

|  |                    |                |                    |               |                         |   |   |   |   |   |   |   |            |
|--|--------------------|----------------|--------------------|---------------|-------------------------|---|---|---|---|---|---|---|------------|
| Fund: 3001   | Capital Projects   | Center: 414100 | CIP-Transportation | Program: 3020 | Arterial Roads Projects |   |   |   |   |   |   |   |            |
| 020.8  | Design-Penny       | 115,000        | 400,000            | 400,000       | 100,000                 | 0 | 0 | 0 | 0 | 0 | 0 | 0 | 1,015,000  |
| 030.5  | Constr-Grant       | 0              | 2,060,000          | 2,060,000     | 0                       | 0 | 0 | 0 | 0 | 0 | 0 | 0 | 4,120,000  |
| 030.8  | Constr-Penny       | 0              | 3,000,000          | 3,000,000     | 1,000,000               | 0 | 0 | 0 | 0 | 0 | 0 | 0 | 7,000,000  |
| <b>Project Total for : Fund: 3001 Capital Projects Center: 414100 CIP-Transportation Program: 3020 Arterial Roads Projects</b> |                    |                |                    |               |                         |   |   |   |   |   |   |   |            |
|  |                    | 115,000        | 5,460,000          | 5,460,000     | 1,100,000               | 0 | 0 | 0 | 0 | 0 | 0 | 0 | 12,135,000 |
| <b>Total for Project: 001039A Park Street/Starkey Road from 84th Lane N to 82nd Avenue N.</b>                                  |                    |                |                    |               |                         |   |   |   |   |   |   |   |            |
|  |                    | 115,000        | 5,460,000          | 5,460,000     | 1,100,000               | 0 | 0 | 0 | 0 | 0 | 0 | 0 | 12,135,000 |
| <b>Funding Source:</b>   |                    |                |                    |               |                         |   |   |   |   |   |   |   |            |
|  | Grant - State      | 0              | 2,060,000          | 2,060,000     | 0                       | 0 | 0 | 0 | 0 | 0 | 0 | 0 | 4,120,000  |
|  | Penny for Pinellas | 115,000        | 3,400,000          | 3,400,000     | 1,100,000               | 0 | 0 | 0 | 0 | 0 | 0 | 0 | 8,015,000  |
| <b>Funding Total:</b>  |                    | 115,000        | 5,460,000          | 5,460,000     | 1,100,000               | 0 | 0 | 0 | 0 | 0 | 0 | 0 | 12,135,000 |

Project Description: Park Street / Starkey Road from 84th Lane N to 82nd Avenue N construction of road widening, sidewalks and mast arms.

Project Classifications:  
CIE Elements Transportation/Transportation Systems  
Location Seminole  
Originating Department DEI Public Works  
Penny Program Transportation and Traffic Flow

Pinellas County Capital Improvement Program  
Project Budget Detail Report

August 24, 2015

Page 366 of 387

Parameters: Budget Type Code: Planning Fund Type: All

|   |                  | Current<br>Year<br>Estimate<br>2015      | 2016                  | 2017                      | 2018                        | 2019                               | 2020 | 2021 | 2022 | 2023 | 2024 | 2025 | Total     |
|---|------------------|--|-----------------------|---------------------------|-----------------------------|------------------------------------|------|------|------|------|------|------|-----------|
| <b>Function: Transportation</b>                           |                  |  |                       |                           |                             |                                    |      |      |      |      |      |      |           |
| <b>Activity: Road &amp; Street Facilities</b>             |                  |  |                       |                           |                             |                                    |      |      |      |      |      |      |           |
| <b>Project: 001116A Forest Lakes Boulevard Underdrain</b> |                  |  |                       |                           |                             |                                    |      |      |      |      |      |      |           |
| Fund: 3001  | Capital Projects | Center: 414100                           | CIP-Transportation    | Program: 3035             | Roadway Underdrain Projects |                                    |      |      |      |      |      |      |           |
| 020.8   | Design-Penny     | 100,000                                  | 0                     | 0                         | 0                           | 0                                  | 0    | 0    | 0    | 0    | 0    | 0    | 100,000   |
| 030.8   | Constr-Penny     | 950,000                                  | 0                     | 0                         | 0                           | 0                                  | 0    | 0    | 0    | 0    | 0    | 0    | 950,000   |
| <b>Project Total for : Fund: 3001</b>                     |                  | <i>Capital Projects</i>                  | <i>Center: 414100</i> | <i>CIP-Transportation</i> | <i>Program: 3035</i>        | <i>Roadway Underdrain Projects</i> |      |      |      |      |      |      |           |
|   |                  | 1,050,000                                | 0                     | 0                         | 0                           | 0                                  | 0    | 0    | 0    | 0    | 0    | 0    | 1,050,000 |
| <b>Total for Project: 001116A</b>                         |                  | <b>Forest Lakes Boulevard Underdrain</b> |                       |                           |                             |                                    |      |      |      |      |      |      |           |
|   |                  | 1,050,000                                | 0                     | 0                         | 0                           | 0                                  | 0    | 0    | 0    | 0    | 0    | 0    | 1,050,000 |
| <b>Funding Source:</b>                                    |                  |  |                       |                           |                             |                                    |      |      |      |      |      |      |           |
| Penny for Pinellas  |                  | 1,050,000                                | 0                     | 0                         | 0                           | 0                                  | 0    | 0    | 0    | 0    | 0    | 0    | 1,050,000 |
| <b>Funding Total:</b>                                     |                  | 1,050,000                                | 0                     | 0                         | 0                           | 0                                  | 0    | 0    | 0    | 0    | 0    | 0    | 1,050,000 |

Project Description: Construction of proposed underdrain on Forest Lakes Boulevard.

Project Classifications:

Location Tarpon Springs  
Originating Department DEI Public Works  
Penny Program Transportation and Traffic Flow

Pinellas County Capital Improvement Program  
Project Budget Detail Report

August 24, 2015

Page 367 of 387

Parameters: Budget Type Code: Planning Fund Type: All

|  | Current<br>Year<br>Estimate<br>2015 | 2016 | 2017 | 2018 | 2019 | 2020 | 2021 | 2022 | 2023 | 2024 | 2025 | Total |
|--|-------------------------------------|------|------|------|------|------|------|------|------|------|------|-------|
|--|-------------------------------------|------|------|------|------|------|------|------|------|------|------|-------|

Function: Transportation  
Activity: Road & Street Facilities

Project: 001473A ATMS US 19 North County - Beckett Way to Pasco County Line

|                                       |                  |   |                       |                           |                                    |   |   |   |   |   |   |         |
|---------------------------------------|------------------|---|-----------------------|---------------------------|------------------------------------|---|---|---|---|---|---|---------|
| Fund: 3001                            | Capital Projects | Center: 414100  | CIP-Transportation    | Program: 3033             | Advanced Traffic Management System |   |   |   |   |   |   |         |
| 020.7                                 | Design-Grant     | 85,000  | 0                     | 0                         | 0                                  | 0   | 0 | 0 | 0 | 0 | 0 | 85,000  |
| 030.7                                 | Constr-Grant     | 200,000   | 106,000               | 0                         | 0                                  | 0   | 0 | 0 | 0 | 0 | 0 | 306,000 |
| <b>Project Total for : Fund: 3001</b> |                  | <i>Capital Projects</i>   | <i>Center: 414100</i> | <i>CIP-Transportation</i> | <i>Program: 3033</i>               | <i>Advanced Traffic Management System</i> |   |   |   |   |   |         |
|                                       |                  | 285,000   | 106,000               | 0                         | 0                                  | 0   | 0 | 0 | 0 | 0 | 0 | 391,000 |
| <b>Total for Project: 001473A</b>     |                  | <b>ATMS US 19 North County - Beckett Way to Pasco County Line</b> |                       |                           |                                    |   |   |   |   |   |   |         |
|                                       |                  | 285,000   | 106,000               | 0                         | 0                                  | 0   | 0 | 0 | 0 | 0 | 0 | 391,000 |
| <b>Funding Source:</b>                |                  |   |                       |                           |                                    |   |   |   |   |   |   |         |
|                                       | Grant - State    | 285,000   | 106,000               | 0                         | 0                                  | 0   | 0 | 0 | 0 | 0 | 0 | 391,000 |
| <b>Funding Total:</b>                 |                  | 285,000   | 106,000               | 0                         | 0                                  | 0   | 0 | 0 | 0 | 0 | 0 | 391,000 |

Project Description: US 19 North ATMS/ITS Improvements from Beckett Way to Pasco County line

Project Classifications:  
CIE Elements Transportation/Transportation Systems  
Location Tarpon Springs

Pinellas County Capital Improvement Program  
Project Budget Detail Report

Parameters: Budget Type Code: Planning Fund Type: All

| Current Year Estimate   |                            |          |          |          |          |          |          |          |          |          |          |                |
|---|----------------------------|----------|----------|----------|----------|----------|----------|----------|----------|----------|----------|----------------|
|   | 2015                       | 2016     | 2017     | 2018     | 2019     | 2020     | 2021     | 2022     | 2023     | 2024     | 2025     | Total          |
| <b>Function: Transportation</b>   |                            |          |          |          |          |          |          |          |          |          |          |                |
| <b>Activity: Road &amp; Street Facilities</b>   |                            |          |          |          |          |          |          |          |          |          |          |                |
| <b>Project: 001510A 30th Avenue N at 49th Street N Intersection Improvements</b>  |                            |          |          |          |          |          |          |          |          |          |          |                |
| Fund: 3001 Capital Projects Center: 414100 CIP-Transportation Program: 3021 Intersection Improvements Projects                            | 030.1 Constr-Penny 350,000 | 0        | 0        | 0        | 0        | 0        | 0        | 0        | 0        | 0        | 0        | 350,000        |
| <i>Project Total for : Fund: 3001 Capital Projects Center: 414100 CIP-Transportation Program: 3021 Intersection Improvements Projects</i> | <i>350,000</i>             | <i>0</i> | <i>0</i> | <i>0</i> | <i>0</i> | <i>0</i> | <i>0</i> | <i>0</i> | <i>0</i> | <i>0</i> | <i>0</i> | <i>350,000</i> |
| <i>Total for Project: 001510A 30th Avenue N at 49th Street N Intersection Improvements</i>  | <i>350,000</i>             | <i>0</i> | <i>0</i> | <i>0</i> | <i>0</i> | <i>0</i> | <i>0</i> | <i>0</i> | <i>0</i> | <i>0</i> | <i>0</i> | <i>350,000</i> |
| <b>Funding Source:</b>  |                            |          |          |          |          |          |          |          |          |          |          |                |
| Penny for Pinellas  | 350,000                    | 0        | 0        | 0        | 0        | 0        | 0        | 0        | 0        | 0        | 0        | 350,000        |
| <i>Funding Total:</i>   | <i>350,000</i>             | <i>0</i> | <i>0</i> | <i>0</i> | <i>0</i> | <i>0</i> | <i>0</i> | <i>0</i> | <i>0</i> | <i>0</i> | <i>0</i> | <i>350,000</i> |

Project Description: Intersection Improvements including construction of mast arms, ADA ramp upgrades and traffic flow improvements.

Project Classifications:

|                        |                                 |
|------------------------|---------------------------------|
| Location               | St Petersburg                   |
| Originating Department | DEI Public Works                |
| Penny Program          | Transportation and Traffic Flow |

Pinellas County Capital Improvement Program  
Project Budget Detail Report

August 24, 2015

Page 369 of 387

Parameters: Budget Type Code: Planning Fund Type: All

| Current Year Estimate   |                          |          |          |          |          |          |          |          |          |          |          |              |
|---|--------------------------|----------|----------|----------|----------|----------|----------|----------|----------|----------|----------|--------------|
|   | 2015                     | 2016     | 2017     | 2018     | 2019     | 2020     | 2021     | 2022     | 2023     | 2024     | 2025     | Total        |
| <b>Function: Transportation</b>   |                          |          |          |          |          |          |          |          |          |          |          |              |
| <b>Activity: Road &amp; Street Facilities</b>   |                          |          |          |          |          |          |          |          |          |          |          |              |
| <b>Project: 001511A 38th Avenue N at 58th Street N Intersection Improvements</b>  |                          |          |          |          |          |          |          |          |          |          |          |              |
| Fund: 3001 Capital Projects Center: 414100 CIP-Transportation Program: 3021 Intersection Improvements Projects                            | 020.1 Design-Penny 3,000 | 0        | 0        | 0        | 0        | 0        | 0        | 0        | 0        | 0        | 0        | 3,000        |
| <i>Project Total for : Fund: 3001 Capital Projects Center: 414100 CIP-Transportation Program: 3021 Intersection Improvements Projects</i> | <i>3,000</i>             | <i>0</i> | <i>0</i> | <i>0</i> | <i>0</i> | <i>0</i> | <i>0</i> | <i>0</i> | <i>0</i> | <i>0</i> | <i>0</i> | <i>3,000</i> |
| <i>Total for Project: 001511A 38th Avenue N at 58th Street N Intersection Improvements</i>  | <i>3,000</i>             | <i>0</i> | <i>0</i> | <i>0</i> | <i>0</i> | <i>0</i> | <i>0</i> | <i>0</i> | <i>0</i> | <i>0</i> | <i>0</i> | <i>3,000</i> |
| <b>Funding Source:</b>  |                          |          |          |          |          |          |          |          |          |          |          |              |
| Penny for Pinellas  | 3,000                    | 0        | 0        | 0        | 0        | 0        | 0        | 0        | 0        | 0        | 0        | 3,000        |
| <i>Funding Total:</i>   | <i>3,000</i>             | <i>0</i> | <i>0</i> | <i>0</i> | <i>0</i> | <i>0</i> | <i>0</i> | <i>0</i> | <i>0</i> | <i>0</i> | <i>0</i> | <i>3,000</i> |

Project Description: Intersection improvements including construction of mast arms, ADA ramp upgrades and traffic flow improvements.

Project Classifications:  
CIE Elements Transportation/Transportation Systems  
Location St Petersburg  
Originating Department DEI Public Works  
Penny Program Transportation and Traffic Flow

Pinellas County Capital Improvement Program  
Project Budget Detail Report

August 24, 2015

Page 370 of 387

Parameters: Budget Type Code: Planning Fund Type: All

|  |                  | Current<br>Year<br>Estimate | 2015                  | 2016                      | 2017                 | 2018                      | 2019 | 2020 | 2021 | 2022 | 2023 | 2024 | 2025 | Total     |
|--|------------------|-----------------------------|-----------------------|---------------------------|----------------------|---------------------------|------|------|------|------|------|------|------|-----------|
| <b>Function: Transportation</b>  |                  |                             |                       |                           |                      |                           |      |      |      |      |      |      |      |           |
| <b>Activity: Road &amp; Street Facilities</b>                          |                  |                             |                       |                           |                      |                           |      |      |      |      |      |      |      |           |
| <b>Project: 001512A Park Blvd SRTS Sidewalk Improvements</b>           |                  |                             |                       |                           |                      |                           |      |      |      |      |      |      |      |           |
| Fund: 3001   | Capital Projects | Center: 414100              | CIP-Transportation    | Program: 3026             | Sidewalks Projects   |                           |      |      |      |      |      |      |      |           |
| 020.4  | Design-Grant     | 0                           | 463,500               | 0                         | 0                    | 0                         | 0    | 0    | 0    | 0    | 0    | 0    | 0    | 463,500   |
| 030.4  | Constr-Grant     | 0                           | 0                     | 500,000                   | 1,000,000            | 0                         | 0    | 0    | 0    | 0    | 0    | 0    | 0    | 1,500,000 |
| <b>Project Total for : Fund: 3001 Capital Projects</b>                 |                  |                             | <b>Center: 414100</b> | <b>CIP-Transportation</b> | <b>Program: 3026</b> | <b>Sidewalks Projects</b> |      |      |      |      |      |      |      |           |
|  |                  | 0                           | 463,500               | 500,000                   | 1,000,000            | 0                         | 0    | 0    | 0    | 0    | 0    | 0    | 0    | 1,963,500 |
| <b>Total for Project: 001512A Park Blvd SRTS Sidewalk Improvements</b> |                  |                             | 0                     | 463,500                   | 500,000              | 1,000,000                 | 0    | 0    | 0    | 0    | 0    | 0    | 0    | 1,963,500 |
| <b>Funding Source:</b>   |                  |                             |                       |                           |                      |                           |      |      |      |      |      |      |      |           |
|  | Grant - Federal  | 0                           | 463,500               | 500,000                   | 1,000,000            | 0                         | 0    | 0    | 0    | 0    | 0    | 0    | 0    | 1,963,500 |
| <b>Funding Total:</b>  |                  |                             | 0                     | 463,500                   | 500,000              | 1,000,000                 | 0    | 0    | 0    | 0    | 0    | 0    | 0    | 1,963,500 |

**Project Description:** Install sidewalks along Park Blvd from Starkey Road to 66th Street North. Grant funding needs to be approved by FDOT prior to proceeding with design and construction.

**Project Classifications:**  
CIE Elements Transportation/Transportation Systems  
Location Pinellas Park  
Originating Department DEI Public Works  
Penny Program Transportation and Traffic Flow

Pinellas County Capital Improvement Program  
Project Budget Detail Report

August 24, 2015

Page 371 of 387

Parameters: Budget Type Code: Planning Fund Type: All

|   |                  | Current<br>Year<br>Estimate<br>2015          | 2016                  | 2017                      | 2018                 | 2019                      | 2020 | 2021 | 2022 | 2023 | 2024 | 2025 | Total     |
|---|------------------|--|-----------------------|---------------------------|----------------------|---------------------------|------|------|------|------|------|------|-----------|
| <b>Function: Transportation</b>                               |                  |  |                       |                           |                      |                           |      |      |      |      |      |      |           |
| <b>Activity: Road &amp; Street Facilities</b>                 |                  |  |                       |                           |                      |                           |      |      |      |      |      |      |           |
| <b>Project: 002102A Haines Bayshore Sidewalk Improvements</b> |                  |  |                       |                           |                      |                           |      |      |      |      |      |      |           |
| Fund: 3001  | Capital Projects | Center: 414100                               | CIP-Transportation    | Program: 3026             | Sidewalks Projects   |                           |      |      |      |      |      |      |           |
| 020.3   | Design-Grant     | 8,900  | 260,000               | 72,000                    | 125,000              | 0                         | 0    | 0    | 0    | 0    | 0    | 0    | 465,900   |
| 030.3   | Constr-Grant     | 0  | 0                     | 750,000                   | 1,250,000            | 0                         | 0    | 0    | 0    | 0    | 0    | 0    | 2,000,000 |
| <b>Project Total for : Fund: 3001</b>                         |                  | <i>Capital Projects</i>                      | <i>Center: 414100</i> | <i>CIP-Transportation</i> | <i>Program: 3026</i> | <i>Sidewalks Projects</i> |      |      |      |      |      |      |           |
|   |                  | 8,900  | 260,000               | 822,000                   | 1,375,000            | 0                         | 0    | 0    | 0    | 0    | 0    | 0    | 2,465,900 |
| <b>Total for Project: 002102A</b>                             |                  | <b>Haines Bayshore Sidewalk Improvements</b> |                       |                           |                      |                           |      |      |      |      |      |      |           |
|   |                  | 8,900  | 260,000               | 822,000                   | 1,375,000            | 0                         | 0    | 0    | 0    | 0    | 0    | 0    | 2,465,900 |
| <b>Funding Source:</b>  |                  |  |                       |                           |                      |                           |      |      |      |      |      |      |           |
|   | Grant - Federal  | 8,900  | 260,000               | 822,000                   | 1,375,000            | 0                         | 0    | 0    | 0    | 0    | 0    | 0    | 2,465,900 |
| <b>Funding Total:</b>   |                  | 8,900  | 260,000               | 822,000                   | 1,375,000            | 0                         | 0    | 0    | 0    | 0    | 0    | 0    | 2,465,900 |

**Project Description:** Sidewalk gap construction and additional of 6ft shoulder along southside of Haines Bayshore from US 19 N to Sunrise Blvd.

**Project Classifications:**

|                        |                                  |
|------------------------|----------------------------------|
| Location               | Largo, Belleair, Belleair Bluffs |
| Originating Department | DEI Public Works                 |
| Penny Program          | Transportation and Traffic Flow  |

Pinellas County Capital Improvement Program  
Project Budget Detail Report

August 24, 2015

Page 372 of 387

Parameters: Budget Type Code: Planning Fund Type: All

|                                    |                  | Current<br>Year<br>Estimate                            | 2015               | 2016               | 2017                    | 2018                    | 2019    | 2020      | 2021      | 2022 | 2023 | 2024 | 2025 | Total     |  |
|------------------------------------|------------------|--|--------------------|--------------------|-------------------------|-------------------------|---------|-----------|-----------|------|------|------|------|-----------|--|
| Function: Transportation           |                  |  |                    |                    |                         |                         |         |           |           |      |      |      |      |           |  |
| Activity: Road & Street Facilities |                  |  |                    |                    |                         |                         |         |           |           |      |      |      |      |           |  |
| Project: 002103A                   |                  | Belcher Road (71st St) from 38th Avenue to 54th Avenue |                    |                    |                         |                         |         |           |           |      |      |      |      |           |  |
| Fund: 3001                         | Capital Projects | Center: 414100   | CIP-Transportation | Program: 3020      | Arterial Roads Projects |                         |         |           |           |      |      |      |      |           |  |
| 020.5                              | Design-Unfunded  | 0  | 0                  | 0                  | 0                       | 0                       | 200,000 | 400,000   | 400,000   | 0    | 0    | 0    | 0    | 1,000,000 |  |
| 030.5                              | Constr-Unfunded  | 0  | 0                  | 0                  | 0                       | 0                       | 0       | 4,000,000 | 4,000,000 | 0    | 0    | 0    | 0    | 8,000,000 |  |
| Project Total for : Fund: 3001     |                  | Capital Projects                                       | Center: 414100     | CIP-Transportation | Program: 3020           | Arterial Roads Projects |         |           |           |      |      |      |      |           |  |
|                                    |                  | 0  | 0                  | 0                  | 0                       | 0                       | 200,000 | 4,400,000 | 4,400,000 | 0    | 0    | 0    | 0    | 9,000,000 |  |
| Total for Project: 002103A         |                  | Belcher Road (71st St) from 38th Avenue to 54th Avenue |                    |                    |                         |                         |         |           |           |      |      |      |      |           |  |
|                                    |                  | 0  | 0                  | 0                  | 0                       | 0                       | 200,000 | 4,400,000 | 4,400,000 | 0    | 0    | 0    | 0    | 9,000,000 |  |
| Funding Source:                    |                  |  |                    |                    |                         |                         |         |           |           |      |      |      |      |           |  |
| Unfunded                           |                  | 0  | 0                  | 0                  | 0                       | 0                       | 200,000 | 4,400,000 | 4,400,000 | 0    | 0    | 0    | 0    | 9,000,000 |  |
| Funding Total:                     |                  | 0  | 0                  | 0                  | 0                       | 0                       | 200,000 | 4,400,000 | 4,400,000 | 0    | 0    | 0    | 0    | 9,000,000 |  |

**Project Description:** Roadway improvements along Belcher Road from 38th Avenue to 54th Avenue, including turn lanes, drainage, bicycle lanes, and sidewalks.

**Project Classifications:**

Location St Petersburg  
Originating Department DEI Public Works  
Penny Program Transportation and Traffic Flow



Pinellas County Capital Improvement Program  
Project Budget Detail Report

August 24, 2015

Page 373 of 387

Parameters: Budget Type Code: Planning Fund Type: All

|                                    |                  | Current<br>Year<br>Estimate                                 | 2015               | 2016               | 2017                    | 2018                    | 2019    | 2020      | 2021      | 2022 | 2023 | 2024 | 2025 | Total     |  |
|------------------------------------|------------------|---|--------------------|--------------------|-------------------------|-------------------------|---------|-----------|-----------|------|------|------|------|-----------|--|
| Function: Transportation           |                  |   |                    |                    |                         |                         |         |           |           |      |      |      |      |           |  |
| Activity: Road & Street Facilities |                  |   |                    |                    |                         |                         |         |           |           |      |      |      |      |           |  |
| Project: 002104A                   |                  | Park / Starkey from 54th Avenue to southern limit of Bridge |                    |                    |                         |                         |         |           |           |      |      |      |      |           |  |
| Fund: 3001                         | Capital Projects | Center: 414100  | CIP-Transportation | Program: 3020      | Arterial Roads Projects |                         |         |           |           |      |      |      |      |           |  |
| 020.5                              | Design-Unfunded  | 0   | 0                  | 0                  | 0                       | 0                       | 250,000 | 250,000   | 250,000   | 0    | 0    | 0    | 0    | 750,000   |  |
| 030.5                              | Constr-Unfunded  | 0   | 0                  | 0                  | 0                       | 0                       | 0       | 2,500,000 | 2,500,000 | 0    | 0    | 0    | 0    | 5,000,000 |  |
| Project Total for : Fund: 3001     |                  | Capital Projects  | Center: 414100     | CIP-Transportation | Program: 3020           | Arterial Roads Projects |         |           |           |      |      |      |      |           |  |
|                                    |                  | 0   | 0                  | 0                  | 0                       | 0                       | 250,000 | 2,750,000 | 2,750,000 | 0    | 0    | 0    | 0    | 5,750,000 |  |
| Total for Project: 002104A         |                  | Park / Starkey from 54th Avenue to southern limit of Bridge |                    |                    |                         |                         |         |           |           |      |      |      |      |           |  |
|                                    |                  | 0   | 0                  | 0                  | 0                       | 0                       | 250,000 | 2,750,000 | 2,750,000 | 0    | 0    | 0    | 0    | 5,750,000 |  |
| Funding Source:                    |                  |   |                    |                    |                         |                         |         |           |           |      |      |      |      |           |  |
|                                    | Unfunded         | 0   | 0                  | 0                  | 0                       | 0                       | 250,000 | 2,750,000 | 2,750,000 | 0    | 0    | 0    | 0    | 5,750,000 |  |
| Funding Total:                     |                  | 0   | 0                  | 0                  | 0                       | 0                       | 250,000 | 2,750,000 | 2,750,000 | 0    | 0    | 0    | 0    | 5,750,000 |  |

Project Description: Roadway improvements to include turn laned, drainage, bicycle lanes, and sidewalks.

Project Classifications:

Location St Petersburg  
Originating Department DEI Public Works  
Penny Program Transportation and Traffic Flow

Pinellas County Capital Improvement Program  
Project Budget Detail Report

August 24, 2015

Page 374 of 387

Parameters: Budget Type Code: Planning Fund Type: All

|                                    |                  | Current<br>Year<br>Estimate                         | 2015               | 2016               | 2017                    | 2018                    | 2019    | 2020      | 2021      | 2022 | 2023 | 2024 | 2025 | Total     |  |
|------------------------------------|------------------|---|--------------------|--------------------|-------------------------|-------------------------|---------|-----------|-----------|------|------|------|------|-----------|--|
| Function: Transportation           |                  |   |                    |                    |                         |                         |         |           |           |      |      |      |      |           |  |
| Activity: Road & Street Facilities |                  |   |                    |                    |                         |                         |         |           |           |      |      |      |      |           |  |
| Project: 002105A                   |                  | Starkey Road from Bryan Dairy Road to Ulmerton Road |                    |                    |                         |                         |         |           |           |      |      |      |      |           |  |
| Fund: 3001                         | Capital Projects | Center: 414100                                      | CIP-Transportation | Program: 3020      | Arterial Roads Projects |                         |         |           |           |      |      |      |      |           |  |
| 010.5                              | Asq-Unfunded     | 0   | 0                  | 0                  | 0                       | 0                       | 250,000 | 300,000   | 300,000   |      | 0    | 0    | 0    | 850,000   |  |
| 030.5                              | Constr-Unfunded  | 0   | 0                  | 0                  | 0                       | 0                       | 0       | 3,000,000 | 3,000,000 |      | 0    | 0    | 0    | 6,000,000 |  |
| Project Total for : Fund: 3001     |                  | Capital Projects                                    | Center: 414100     | CIP-Transportation | Program: 3020           | Arterial Roads Projects |         |           |           |      |      |      |      |           |  |
|                                    |                  | 0   | 0                  | 0                  | 0                       | 0                       | 250,000 | 3,300,000 | 3,300,000 |      | 0    | 0    | 0    | 6,850,000 |  |
| Total for Project: 002105A         |                  | Starkey Road from Bryan Dairy Road to Ulmerton Road |                    |                    |                         |                         |         |           |           |      |      |      |      |           |  |
|                                    |                  | 0   | 0                  | 0                  | 0                       | 0                       | 250,000 | 3,300,000 | 3,300,000 |      | 0    | 0    | 0    | 6,850,000 |  |
| Funding Source:                    |                  |   |                    |                    |                         |                         |         |           |           |      |      |      |      |           |  |
|                                    | Unfunded         | 0   | 0                  | 0                  | 0                       | 0                       | 250,000 | 3,300,000 | 3,300,000 |      | 0    | 0    | 0    | 6,850,000 |  |
| Funding Total:                     |                  | 0   | 0                  | 0                  | 0                       | 0                       | 250,000 | 3,300,000 | 3,300,000 |      | 0    | 0    | 0    | 6,850,000 |  |

Project Description: Roadway improvements to include turn lanes, drainage, bicycle lanes, and sidewalks.

Project Classifications:

Location                      Largo, Belleair, Belleair Bluffs  
Originating Department    DEI Public Works  
Penny Program                Transportation and Traffic Flow

Pinellas County Capital Improvement Program  
Project Budget Detail Report

August 24, 2015

Page 375 of 387

Parameters: Budget Type Code: Planning Fund Type: All

|  |                  | Current<br>Year<br>Estimate | 2015                  | 2016                      | 2017                             | 2018                                    | 2019 | 2020 | 2021 | 2022 | 2023 | 2024 | 2025 | Total     |
|--|------------------|-----------------------------|-----------------------|---------------------------|----------------------------------|---|------|------|------|------|------|------|------|-----------|
| <b>Function: Transportation</b>  |                  |                             |                       |                           |                                  |   |      |      |      |      |      |      |      |           |
| <b>Activity: Road &amp; Street Facilities</b>  |                  |                             |                       |                           |                                  |   |      |      |      |      |      |      |      |           |
| <b>Project: 002106A Haines Road - 60th Avenue to US 19 roadway and drainage improvements</b>           |                  |                             |                       |                           |                                  |   |      |      |      |      |      |      |      |           |
| Fund: 3001   | Capital Projects | Center: 414100              | CIP-Transportation    | Program: 3022             | Local Streets/Collector Projects |   |      |      |      |      |      |      |      |           |
| 020.1  | Design-Penny     | 0                           | 100,000               | 240,000                   | 100,000                          | 0                                       | 0    | 0    | 0    | 0    | 0    | 0    | 0    | 440,000   |
| 030.1  | Constr-Penny     | 0                           | 0                     | 2,400,000                 | 1,000,000                        | 0                                       | 0    | 0    | 0    | 0    | 0    | 0    | 0    | 3,400,000 |
| <b>Project Total for : Fund: 3001 Capital Projects</b>   |                  |                             | <b>Center: 414100</b> | <b>CIP-Transportation</b> | <b>Program: 3022</b>             | <b>Local Streets/Collector Projects</b> |      |      |      |      |      |      |      |           |
|  |                  |                             | 0                     | 100,000                   | 2,640,000                        | 1,100,000                               | 0    | 0    | 0    | 0    | 0    | 0    | 0    | 3,840,000 |
| <b>Total for Project: 002106A Haines Road - 60th Avenue to US 19 roadway and drainage improvements</b> |                  |                             | 0                     | 100,000                   | 2,640,000                        | 1,100,000                               | 0    | 0    | 0    | 0    | 0    | 0    | 0    | 3,840,000 |
| <b>Funding Source:</b>   |                  |                             |                       |                           |                                  |   |      |      |      |      |      |      |      |           |
| Penny for Pinellas   |                  |                             | 0                     | 100,000                   | 2,640,000                        | 1,100,000                               | 0    | 0    | 0    | 0    | 0    | 0    | 0    | 3,840,000 |
| <b>Funding Total:</b>  |                  |                             | 0                     | 100,000                   | 2,640,000                        | 1,100,000                               | 0    | 0    | 0    | 0    | 0    | 0    | 0    | 3,840,000 |

Project Description: Reconstruction of Haines Road from 60th Avenue to US 19 for roadway and drainage improvements.

Project Classifications:

|                        |                                       |
|------------------------|---------------------------------------|
| CIE Elements           | Transportation/Transportation Systems |
| Location               | Pinellas Park                         |
| Originating Department | DEI Public Works                      |
| Penny Program          | Transportation and Traffic Flow       |

Pinellas County Capital Improvement Program  
Project Budget Detail Report

August 24, 2015  
Page 376 of 387

Parameters: Budget Type Code: Planning Fund Type: All

|   |                  | Current<br>Year<br>Estimate                              | 2015                  | 2016                      | 2017                             | 2018                                    | 2019 | 2020 | 2021 | 2022    | 2023      | 2024      | 2025 | Total     |
|---|------------------|--|-----------------------|---------------------------|----------------------------------|---|------|------|------|---------|-----------|-----------|------|-----------|
| <b>Function: Transportation</b>   |                  |  |                       |                           |                                  |   |      |      |      |         |           |           |      |           |
| <b>Activity: Road &amp; Street Facilities</b>                             |                  |  |                       |                           |                                  |   |      |      |      |         |           |           |      |           |
| <b>Project: 002107A 102nd Avenue N from Seminole Blvd to 113th Street</b> |                  |  |                       |                           |                                  |   |      |      |      |         |           |           |      |           |
| Fund: 3001  | Capital Projects | Center: 414100   | CIP-Transportation    | Program: 3022             | Local Streets/Collector Projects |   |      |      |      |         |           |           |      |           |
| 020.5   | Design-Unfunded  | 0  | 0                     | 0                         | 0                                | 0                                       | 0    | 0    | 0    | 200,000 | 110,000   | 110,000   | 0    | 420,000   |
| 030.5   | Constr-Unfunded  | 0  | 0                     | 0                         | 0                                | 0                                       | 0    | 0    | 0    | 0       | 1,100,000 | 1,100,000 | 0    | 2,200,000 |
| <b>Project Total for : Fund: 3001</b>                                     |                  | <i>Capital Projects</i>                                  | <i>Center: 414100</i> | <i>CIP-Transportation</i> | <i>Program: 3022</i>             | <i>Local Streets/Collector Projects</i> |      |      |      |         |           |           |      |           |
|   |                  | 0  | 0                     | 0                         | 0                                | 0                                       | 0    | 0    | 0    | 200,000 | 1,210,000 | 1,210,000 | 0    | 2,620,000 |
| <b>Total for Project: 002107A</b>   |                  | <b>102nd Avenue N from Seminole Blvd to 113th Street</b> |                       |                           |                                  |   |      |      |      |         |           |           |      |           |
|   |                  | 0  | 0                     | 0                         | 0                                | 0                                       | 0    | 0    | 0    | 200,000 | 1,210,000 | 1,210,000 | 0    | 2,620,000 |
| <b>Funding Source:</b>  |                  |  |                       |                           |                                  |   |      |      |      |         |           |           |      |           |
| Unfunded  |                  | 0  | 0                     | 0                         | 0                                | 0                                       | 0    | 0    | 0    | 200,000 | 1,210,000 | 1,210,000 | 0    | 2,620,000 |
| <b>Funding Total:</b>   |                  | 0  | 0                     | 0                         | 0                                | 0                                       | 0    | 0    | 0    | 200,000 | 1,210,000 | 1,210,000 | 0    | 2,620,000 |

**Project Description:** Roadway improvements to include pavement reconstruction, turn lanes, drainage, bicycle lanes and sidewalks.

**Project Classifications:**

Location Seminole  
Originating Department DEI Public Works  
Penny Program Transportation and Traffic Flow

Pinellas County Capital Improvement Program  
Project Budget Detail Report

August 24, 2015

Page 377 of 387

Parameters: Budget Type Code: Planning Fund Type: All

|   |                  | Current<br>Year<br>Estimate<br>2015  | 2016                  | 2017                      | 2018                             | 2019                                    | 2020 | 2021 | 2022 | 2023 | 2024 | 2025 | Total     |
|---|------------------|--|-----------------------|---------------------------|----------------------------------|---|------|------|------|------|------|------|-----------|
| <b>Function: Transportation</b>   |                  |  |                       |                           |                                  |   |      |      |      |      |      |      |           |
| <b>Activity: Road &amp; Street Facilities</b>   |                  |  |                       |                           |                                  |   |      |      |      |      |      |      |           |
| <b>Project: 002109A Whitney Road and Wolford Road intersection and roadway improvements</b> |                  |  |                       |                           |                                  |   |      |      |      |      |      |      |           |
| Fund: 3001  | Capital Projects | Center: 414100   | CIP-Transportation    | Program: 3022             | Local Streets/Collector Projects |   |      |      |      |      |      |      |           |
| 020.1   | Design-Penny     | 100,000  | 230,000               | 170,000                   | 60,000                           | 0                                       | 0    | 0    | 0    | 0    | 0    | 0    | 560,000   |
| 030.1   | Constr-Penny     | 0  | 0                     | 1,700,000                 | 600,000                          | 0                                       | 0    | 0    | 0    | 0    | 0    | 0    | 2,300,000 |
| <b>Project Total for : Fund: 3001</b>   |                  | <i>Capital Projects</i>  | <i>Center: 414100</i> | <i>CIP-Transportation</i> | <i>Program: 3022</i>             | <i>Local Streets/Collector Projects</i> |      |      |      |      |      |      |           |
|   |                  | 100,000  | 230,000               | 1,870,000                 | 660,000                          | 0                                       | 0    | 0    | 0    | 0    | 0    | 0    | 2,860,000 |
| <b>Total for Project: 002109A</b>   |                  | <b>Whitney Road and Wolford Road intersection and roadway improvements</b> |                       |                           |                                  |   |      |      |      |      |      |      |           |
|   |                  | 100,000  | 230,000               | 1,870,000                 | 660,000                          | 0                                       | 0    | 0    | 0    | 0    | 0    | 0    | 2,860,000 |
| <b>Funding Source:</b>  |                  |  |                       |                           |                                  |   |      |      |      |      |      |      |           |
| Penny for Pinellas  |                  | 100,000  | 230,000               | 1,870,000                 | 660,000                          | 0                                       | 0    | 0    | 0    | 0    | 0    | 0    | 2,860,000 |
| <b>Funding Total:</b>   |                  | 100,000  | 230,000               | 1,870,000                 | 660,000                          | 0                                       | 0    | 0    | 0    | 0    | 0    | 0    | 2,860,000 |

**Project Description:** Intersection and roadway improvements including major drainage work to address road subsidence and ditch erosion.

**Project Classifications:**  
CIE Elements Transportation/Transportation Systems  
Location Clearwater  
Originating Department DEI Public Works  
Penny Program Transportation and Traffic Flow

Pinellas County Capital Improvement Program  
Project Budget Detail Report

August 24, 2015

Page 378 of 387

Parameters: Budget Type Code: Planning Fund Type: All

| Current<br>Year<br>Estimate  |                    |                |                    |               |                         |      |      |      |      |      |      |           |
|--|--------------------|----------------|--------------------|---------------|-------------------------|------|------|------|------|------|------|-----------|
|  | 2015               | 2016           | 2017               | 2018          | 2019                    | 2020 | 2021 | 2022 | 2023 | 2024 | 2025 | Total     |
| <b>Function: Transportation</b>  |                    |                |                    |               |                         |      |      |      |      |      |      |           |
| <b>Activity: Road &amp; Street Facilities</b>  |                    |                |                    |               |                         |      |      |      |      |      |      |           |
| <b>Project: 002110A Forest Lakes Blvd Pavement Rehabilitation - Phase II</b>   |                    |                |                    |               |                         |      |      |      |      |      |      |           |
| Fund: 3001   | Capital Projects   | Center: 414100 | CIP-Transportation | Program: 3020 | Arterial Roads Projects |      |      |      |      |      |      |           |
| 020.2  | Design-Grant       | 0              | 0                  | 220,000       | 20,000                  | 0    | 0    | 0    | 0    | 0    | 0    | 240,000   |
| 020.5  | Design             | 200,000        | 300,000            | 150,000       | 145,000                 | 0    | 0    | 0    | 0    | 0    | 0    | 795,000   |
| 030.2  | Constr-Grant       | 0              | 0                  | 1,850,000     | 900,000                 | 0    | 0    | 0    | 0    | 0    | 0    | 2,750,000 |
| 030.5  | Constr-Penny       | 0              | 0                  | 1,850,000     | 900,000                 | 0    | 0    | 0    | 0    | 0    | 0    | 2,750,000 |
| <b>Project Total for : Fund: 3001 Capital Projects Center: 414100 CIP-Transportation Program: 3020 Arterial Roads Projects</b> |                    |                |                    |               |                         |      |      |      |      |      |      |           |
|  |                    | 200,000        | 300,000            | 4,070,000     | 1,965,000               | 0    | 0    | 0    | 0    | 0    | 0    | 6,535,000 |
| <b>Total for Project: 002110A Forest Lakes Blvd Pavement Rehabilitation - Phase II</b>   |                    |                |                    |               |                         |      |      |      |      |      |      |           |
|  |                    | 200,000        | 300,000            | 4,070,000     | 1,965,000               | 0    | 0    | 0    | 0    | 0    | 0    | 6,535,000 |
| <b>Funding Source:</b>   |                    |                |                    |               |                         |      |      |      |      |      |      |           |
|  | Penny for Pinellas | 200,000        | 300,000            | 2,000,000     | 1,045,000               | 0    | 0    | 0    | 0    | 0    | 0    | 3,545,000 |
|  | Grant - Federal    | 0              | 0                  | 2,070,000     | 920,000                 | 0    | 0    | 0    | 0    | 0    | 0    | 2,990,000 |
| <b>Funding Total:</b>  |                    |                |                    |               |                         |      |      |      |      |      |      |           |
|  |                    | 200,000        | 300,000            | 4,070,000     | 1,965,000               | 0    | 0    | 0    | 0    | 0    | 0    | 6,535,000 |

**Project Description:** Pavement reconstruction and widening of Forest Lakes Blvd from Pine Avenue to County Line, including underdrain and roadway construction.

**Project Classifications:**

|                        |                                       |
|------------------------|---------------------------------------|
| CIE Elements           | Transportation/Transportation Systems |
| Location               | Safety Harbor, Oldsmar                |
| Originating Department | DEI Public Works                      |
| Penny Program          | Transportation and Traffic Flow       |

Pinellas County Capital Improvement Program  
Project Budget Detail Report

August 24, 2015

Page 379 of 387

Parameters: Budget Type Code: Planning Fund Type: All

|  | Current<br>Year<br>Estimate<br>2015 | 2016 | 2017 | 2018 | 2019 | 2020 | 2021 | 2022 | 2023 | 2024 | 2025 | Total |
|--|-------------------------------------|------|------|------|------|------|------|------|------|------|------|-------|
|--|-------------------------------------|------|------|------|------|------|------|------|------|------|------|-------|

Function: Transportation  
Activity: Road & Street Facilities

Project: 002156A ATMS CR 1 from SR 60 to Alderman Road

|                                       |                      |  |                       |                           |                                    |   |   |   |   |   |   |   |           |
|---------------------------------------|----------------------|--|-----------------------|---------------------------|------------------------------------|---|---|---|---|---|---|---|-----------|
| Fund: 3001                            | Capital Projects     | Center: 414100                               | CIP-Transportation    | Program: 3033             | Advanced Traffic Management System |   |   |   |   |   |   |   |           |
| 020.6                                 | Design-LOGT          | 100,000                                      | 100,000               | 0                         | 0                                  | 0   | 0 | 0 | 0 | 0 | 0 | 0 | 200,000   |
| 020.7                                 | Design-Grant         | 100,000                                      | 100,000               | 0                         | 0                                  | 0   | 0 | 0 | 0 | 0 | 0 | 0 | 200,000   |
| 030.6                                 | Constr-LOGT          | 0  | 200,000               | 1,300,000                 | 300,000                            | 0   | 0 | 0 | 0 | 0 | 0 | 0 | 1,800,000 |
| 030.7                                 | Constr-Grant         | 0  | 200,000               | 1,300,000                 | 300,000                            | 0   | 0 | 0 | 0 | 0 | 0 | 0 | 1,800,000 |
| <b>Project Total for : Fund: 3001</b> |                      | <i>Capital Projects</i>                      | <i>Center: 414100</i> | <i>CIP-Transportation</i> | <i>Program: 3033</i>               | <i>Advanced Traffic Management System</i> |   |   |   |   |   |   |           |
|                                       |                      | 200,000                                      | 600,000               | 2,600,000                 | 600,000                            | 0   | 0 | 0 | 0 | 0 | 0 | 0 | 4,000,000 |
| <b>Total for Project: 002156A</b>     |                      | <b>ATMS CR 1 from SR 60 to Alderman Road</b> |                       |                           |                                    |   |   |   |   |   |   |   |           |
|                                       |                      | 200,000                                      | 600,000               | 2,600,000                 | 600,000                            | 0   | 0 | 0 | 0 | 0 | 0 | 0 | 4,000,000 |
| <b>Funding Source:</b>                |                      |  |                       |                           |                                    |   |   |   |   |   |   |   |           |
|                                       | Local Option Gas Tax | 100,000                                      | 300,000               | 1,300,000                 | 300,000                            | 0   | 0 | 0 | 0 | 0 | 0 | 0 | 2,000,000 |
|                                       | Grant - State        | 100,000                                      | 300,000               | 1,300,000                 | 300,000                            | 0   | 0 | 0 | 0 | 0 | 0 | 0 | 2,000,000 |
| <b>Funding Total:</b>                 |                      | 200,000                                      | 600,000               | 2,600,000                 | 600,000                            | 0   | 0 | 0 | 0 | 0 | 0 | 0 | 4,000,000 |

Project Description: Design and construct a new ATMS/ITS system on CR 1 from SR 60 to Alderman Road utilizing funds from 9th Cent Fuel Tax and County Incentive Grant Program (CIGP)

Project Classifications:

CIE Elements Transportation/Transportation Systems  
Location Dunedin

Pinellas County Capital Improvement Program  
Project Budget Detail Report

August 24, 2015

Page 380 of 387

Parameters: Budget Type Code: Planning Fund Type: All

|   |                  | Current<br>Year<br>Estimate<br>2015                                    | 2016                  | 2017                      | 2018                               | 2019                                      | 2020 | 2021 | 2022 | 2023 | 2024 | 2025 | Total   |
|---|------------------|--|-----------------------|---------------------------|------------------------------------|---|------|------|------|------|------|------|---------|
| <b>Function: Transportation</b>   |                  |  |                       |                           |                                    |   |      |      |      |      |      |      |         |
| <b>Activity: Road &amp; Street Facilities</b>   |                  |  |                       |                           |                                    |   |      |      |      |      |      |      |         |
| <b>Project: 002158A Alt US 19 &amp; Nebraska - Palm Harbor Intersection Improvement</b> |                  |  |                       |                           |                                    |   |      |      |      |      |      |      |         |
| Fund: 3001  | Capital Projects | Center: 414100   | CIP-Transportation    | Program: 3021             | Intersection Improvements Projects |   |      |      |      |      |      |      |         |
| 020.5   | Design-Penny     | 25,000   | 15,000                | 0                         | 0                                  | 0   | 0    | 0    | 0    | 0    | 0    | 0    | 40,000  |
| 020.7   | Design-Grant     | 25,000   | 15,000                | 0                         | 0                                  | 0   | 0    | 0    | 0    | 0    | 0    | 0    | 40,000  |
| 030.5   | Constr-Penny     | 0  | 210,000               | 0                         | 0                                  | 0   | 0    | 0    | 0    | 0    | 0    | 0    | 210,000 |
| 030.7   | Constr-Grant     | 0  | 210,000               | 0                         | 0                                  | 0   | 0    | 0    | 0    | 0    | 0    | 0    | 210,000 |
| <b>Project Total for : Fund: 3001</b>   |                  | <i>Capital Projects</i>  | <i>Center: 414100</i> | <i>CIP-Transportation</i> | <i>Program: 3021</i>               | <i>Intersection Improvements Projects</i> |      |      |      |      |      |      |         |
|   |                  | 50,000   | 450,000               | 0                         | 0                                  | 0   | 0    | 0    | 0    | 0    | 0    | 0    | 500,000 |
| <b>Total for Project: 002158A</b>   |                  | <b>Alt US 19 &amp; Nebraska - Palm Harbor Intersection Improvement</b> |                       |                           |                                    |   |      |      |      |      |      |      |         |
|   |                  | 50,000   | 450,000               | 0                         | 0                                  | 0   | 0    | 0    | 0    | 0    | 0    | 0    | 500,000 |
| <b>Funding Source:</b>  |                  |  |                       |                           |                                    |   |      |      |      |      |      |      |         |
| Grant - State   |                  | 25,000   | 225,000               | 0                         | 0                                  | 0   | 0    | 0    | 0    | 0    | 0    | 0    | 250,000 |
| Penny for Pinellas  |                  | 25,000   | 225,000               | 0                         | 0                                  | 0   | 0    | 0    | 0    | 0    | 0    | 0    | 250,000 |
| <b>Funding Total:</b>   |                  | 50,000   | 450,000               | 0                         | 0                                  | 0   | 0    | 0    | 0    | 0    | 0    | 0    | 500,000 |

**Project Description:** Install traffic signal, intersection improvements including connection to the Pinellas Trail and sidewalk connectivity to Florida Avenue

**Project Classifications:**

|               |                                       |
|---------------|---------------------------------------|
| CIE Elements  | Transportation/Transportation Systems |
| Location      | Palm Harbor, East Lake                |
| Penny Program | Transportation and Traffic Flow       |



Pinellas County Capital Improvement Program  
Project Budget Detail Report

August 24, 2015

Page 381 of 387

Parameters: Budget Type Code: Planning Fund Type: All

|   |                  | Current<br>Year<br>Estimate<br>2015  | 2016                  | 2017                      | 2018                 | 2019                      | 2020 | 2021 | 2022 | 2023 | 2024 | 2025 | Total     |
|---|------------------|--|-----------------------|---------------------------|----------------------|---------------------------|------|------|------|------|------|------|-----------|
| <b>Function: Transportation</b>   |                  |  |                       |                           |                      |                           |      |      |      |      |      |      |           |
| <b>Activity: Road &amp; Street Facilities</b>   |                  |  |                       |                           |                      |                           |      |      |      |      |      |      |           |
| <b>Project: 002232A Indian Rocks Road Phase 2 - from Wilcox Road to 8th Avenue Southwest - Sidewalk &amp; Drainage Improvements</b> |                  |  |                       |                           |                      |                           |      |      |      |      |      |      |           |
| Fund: 3001  | Capital Projects | Center: 414100   | CIP-Transportation    | Program: 3026             | Sidewalks Projects   |                           |      |      |      |      |      |      |           |
| 020.1   | Design-Penny     | 50,000   | 65,000                | 65,000                    | 0                    | 0                         | 0    | 0    | 0    | 0    | 0    | 0    | 180,000   |
| 030.1   | Constr-Penny     | 0  | 650,000               | 650,000                   | 0                    | 0                         | 0    | 0    | 0    | 0    | 0    | 0    | 1,300,000 |
| <b>Project Total for : Fund: 3001</b>   |                  | <i>Capital Projects</i>  | <i>Center: 414100</i> | <i>CIP-Transportation</i> | <i>Program: 3026</i> | <i>Sidewalks Projects</i> |      |      |      |      |      |      |           |
|   |                  | 50,000   | 715,000               | 715,000                   | 0                    | 0                         | 0    | 0    | 0    | 0    | 0    | 0    | 1,480,000 |
| <b>Total for Project: 002232A</b>   |                  | <b>Indian Rocks Road Phase 2 - from Wilcox Road to 8th Avenue Southwest - Sidewalk &amp; Drainage Improvements</b> |                       |                           |                      |                           |      |      |      |      |      |      |           |
|   |                  | 50,000   | 715,000               | 715,000                   | 0                    | 0                         | 0    | 0    | 0    | 0    | 0    | 0    | 1,480,000 |
| <b>Funding Source:</b>  |                  |  |                       |                           |                      |                           |      |      |      |      |      |      |           |
| Penny for Pinellas  |                  | 50,000   | 715,000               | 715,000                   | 0                    | 0                         | 0    | 0    | 0    | 0    | 0    | 0    | 1,480,000 |
| <b>Funding Total:</b>   |                  | 50,000   | 715,000               | 715,000                   | 0                    | 0                         | 0    | 0    | 0    | 0    | 0    | 0    | 1,480,000 |

**Project Description:** Sidewalk & drainage improvements on the east side of the road from Wilcox Road to 8th Avenue SW.

**Project Classifications:**

|                        |                                  |
|------------------------|----------------------------------|
| CIP Phase              | Design                           |
| Location               | Largo, Belleair, Belleair Bluffs |
| Originating Department | DEI Public Works                 |
| Penny Program          | Transportation and Traffic Flow  |

Pinellas County Capital Improvement Program  
Project Budget Detail Report

August 24, 2015

Page 382 of 387

Parameters: Budget Type Code: Planning Fund Type: All

| Current Year Estimate |      |      |      |      |      |      |      |      |      |      |       |  |
|-----------------------|------|------|------|------|------|------|------|------|------|------|-------|--|
| 2015                  | 2016 | 2017 | 2018 | 2019 | 2020 | 2021 | 2022 | 2023 | 2024 | 2025 | Total |  |

Function: Transportation  
Activity: Road & Street Facilities

Project: 002597A ATMS Alt US 19 North - SR60 to Pasco County Line

|   |                      |                |                    |               |                                    |   |   |   |   |   |   |           |
|---|----------------------|----------------|--------------------|---------------|------------------------------------|---|---|---|---|---|---|-----------|
| Fund: 3001  | Capital Projects     | Center: 414100 | CIP-Transportation | Program: 3033 | Advanced Traffic Management System |   |   |   |   |   |   |           |
| 020.3   | Design-LOGT          | 0              | 50,000             | 0             | 0                                  | 0 | 0 | 0 | 0 | 0 | 0 | 50,000    |
| 020.4   | Design-Grant         | 0              | 50,000             | 0             | 0                                  | 0 | 0 | 0 | 0 | 0 | 0 | 50,000    |
| 030.3   | Constr-LOGT          | 0              | 0                  | 500,000       | 0                                  | 0 | 0 | 0 | 0 | 0 | 0 | 500,000   |
| 030.4   | Constr-Grant         | 0              | 0                  | 500,000       | 0                                  | 0 | 0 | 0 | 0 | 0 | 0 | 500,000   |
| <b>Project Total for : Fund: 3001 Capital Projects Center: 414100 CIP-Transportation Program: 3033 Advanced Traffic Management System</b> |                      |                |                    |               |                                    |   |   |   |   |   |   |           |
|   |                      | 0              | 100,000            | 1,000,000     | 0                                  | 0 | 0 | 0 | 0 | 0 | 0 | 1,100,000 |
| <b>Total for Project: 002597A ATMS Alt US 19 North - SR60 to Pasco County Line</b>  |                      |                |                    |               |                                    |   |   |   |   |   |   |           |
|   |                      | 0              | 100,000            | 1,000,000     | 0                                  | 0 | 0 | 0 | 0 | 0 | 0 | 1,100,000 |
| <b>Funding Source:</b>  |                      |                |                    |               |                                    |   |   |   |   |   |   |           |
|   | Local Option Gas Tax | 0              | 50,000             | 500,000       | 0                                  | 0 | 0 | 0 | 0 | 0 | 0 | 550,000   |
|   | Grant - State        | 0              | 50,000             | 500,000       | 0                                  | 0 | 0 | 0 | 0 | 0 | 0 | 550,000   |
| <b>Funding Total:</b>   |                      |                |                    |               |                                    |   |   |   |   |   |   |           |
|   |                      | 0              | 100,000            | 1,000,000     | 0                                  | 0 | 0 | 0 | 0 | 0 | 0 | 1,100,000 |

Project Description: Construction funding to install ATMS/ITS Improvements on Alt US19 North

Project Classifications:  
Location Countywide

Pinellas County Capital Improvement Program  
Project Budget Detail Report

August 24, 2015

Page 383 of 387

Parameters: Budget Type Code: Planning Fund Type: All

|  | Current<br>Year<br>Estimate<br>2015 | 2016 | 2017 | 2018 | 2019 | 2020 | 2021 | 2022 | 2023 | 2024 | 2025 | Total |
|--|-------------------------------------|------|------|------|------|------|------|------|------|------|------|-------|
|--|-------------------------------------|------|------|------|------|------|------|------|------|------|------|-------|

Function: Transportation  
Activity: Road & Street Facilities

Project: 002598A ATMS Alt US 19 South - SR60 to 34th St

|  |                      |                       |                           |                      |   |                  |          |          |          |          |          |                  |
|--|----------------------|-----------------------|---------------------------|----------------------|---|------------------|----------|----------|----------|----------|----------|------------------|
| Fund: 3001   | Capital Projects     | Center: 414100        | CIP-Transportation        | Program: 3033        | Advanced Traffic Management System        |                  |          |          |          |          |          |                  |
| 020.3  | Design-LOGT          | 0                     | 50,000                    | 50,000               | 0   | 0                | 0        | 0        | 0        | 0        | 0        | 100,000          |
| 020.4  | Design-Grant         | 0                     | 50,000                    | 50,000               | 0   | 0                | 0        | 0        | 0        | 0        | 0        | 100,000          |
| 030.3  | Constr-LOGT          | 0                     | 0                         | 0                    | 400,000                                   | 600,000          | 0        | 0        | 0        | 0        | 0        | 1,000,000        |
| 030.4  | Constr-Grant         | 0                     | 0                         | 0                    | 400,000                                   | 600,000          | 0        | 0        | 0        | 0        | 0        | 1,000,000        |
| <b>Project Total for : Fund: 3001 Capital Projects</b>                   |                      | <b>Center: 414100</b> | <b>CIP-Transportation</b> | <b>Program: 3033</b> | <b>Advanced Traffic Management System</b> |                  |          |          |          |          |          |                  |
|  |                      | 0                     | 100,000                   | 100,000              | 800,000                                   | 1,200,000        | 0        | 0        | 0        | 0        | 0        | 2,200,000        |
| <b>Total for Project: 002598A ATMS Alt US 19 South - SR60 to 34th St</b> |                      | <b></b>               | <b></b>                   | <b></b>              | <b></b>                                   | <b></b>          | <b></b>  | <b></b>  | <b></b>  | <b></b>  | <b></b>  | <b></b>          |
|  |                      | 0                     | 100,000                   | 100,000              | 800,000                                   | 1,200,000        | 0        | 0        | 0        | 0        | 0        | 2,200,000        |
| <b>Funding Source:</b>   |                      |                       |                           |                      |   |                  |          |          |          |          |          |                  |
|  | Local Option Gas Tax | 0                     | 50,000                    | 50,000               | 400,000                                   | 600,000          | 0        | 0        | 0        | 0        | 0        | 1,100,000        |
|  | Grant - State        | 0                     | 50,000                    | 50,000               | 400,000                                   | 600,000          | 0        | 0        | 0        | 0        | 0        | 1,100,000        |
| <b>Funding Total:</b>  |                      | <b>0</b>              | <b>100,000</b>            | <b>100,000</b>       | <b>800,000</b>                            | <b>1,200,000</b> | <b>0</b> | <b>0</b> | <b>0</b> | <b>0</b> | <b>0</b> | <b>2,200,000</b> |

Project Description: Design and construct ITS Improvements on Alt US19 South

Project Classifications:

Location Countywide

Pinellas County Capital Improvement Program  
Project Budget Detail Report

August 24, 2015

Page 384 of 387

Parameters: Budget Type Code: Planning Fund Type: All

| Current Year Estimate |      |      |      |      |      |      |      |      |      |      |       |  |
|-----------------------|------|------|------|------|------|------|------|------|------|------|-------|--|
| 2015                  | 2016 | 2017 | 2018 | 2019 | 2020 | 2021 | 2022 | 2023 | 2024 | 2025 | Total |  |

Function: Transportation  
Activity: Road & Street Facilities

Project: 002599A ATMS St Pete Downtown

|                                       |                  |                              |                       |                           |                                    |   |           |         |   |   |   |   |           |
|---------------------------------------|------------------|------------------------------|-----------------------|---------------------------|------------------------------------|---|-----------|---------|---|---|---|---|-----------|
| Fund: 3001                            | Capital Projects | Center: 414100               | CIP-Transportation    | Program: 3033             | Advanced Traffic Management System |   |           |         |   |   |   |   |           |
| 020.3                                 | Design-LOGT      | 0                            | 0                     | 50,000                    | 50,000                             | 0   | 0         | 0       | 0 | 0 | 0 | 0 | 100,000   |
| 020.4                                 | Design-Grant     | 0                            | 0                     | 50,000                    | 50,000                             | 0   | 0         | 0       | 0 | 0 | 0 | 0 | 100,000   |
| 030.3                                 | Constr-LOGT      | 0                            | 0                     | 0                         | 50,000                             | 375,000                                   | 1,125,000 | 350,000 | 0 | 0 | 0 | 0 | 1,900,000 |
| 030.4                                 | Constr-Grant     | 0                            | 0                     | 0                         | 50,000                             | 375,000                                   | 1,125,000 | 350,000 | 0 | 0 | 0 | 0 | 1,900,000 |
| <b>Project Total for : Fund: 3001</b> |                  | <b>Capital Projects</b>      | <b>Center: 414100</b> | <b>CIP-Transportation</b> | <b>Program: 3033</b>               | <b>Advanced Traffic Management System</b> |           |         |   |   |   |   |           |
|                                       |                  | 0                            | 0                     | 100,000                   | 200,000                            | 750,000                                   | 2,250,000 | 700,000 | 0 | 0 | 0 | 0 | 4,000,000 |
| <b>Total for Project: 002599A</b>     |                  | <b>ATMS St Pete Downtown</b> |                       |                           |                                    |   |           |         |   |   |   |   |           |
|                                       |                  | 0                            | 0                     | 100,000                   | 200,000                            | 750,000                                   | 2,250,000 | 700,000 | 0 | 0 | 0 | 0 | 4,000,000 |
| <b>Funding Source:</b>                |                  |                              |                       |                           |                                    |   |           |         |   |   |   |   |           |
| Local Option Gas Tax                  |                  | 0                            | 0                     | 50,000                    | 100,000                            | 375,000                                   | 1,125,000 | 350,000 | 0 | 0 | 0 | 0 | 2,000,000 |
| Grant - State                         |                  | 0                            | 0                     | 50,000                    | 100,000                            | 375,000                                   | 1,125,000 | 350,000 | 0 | 0 | 0 | 0 | 2,000,000 |
| <b>Funding Total:</b>                 |                  | 0                            | 0                     | 100,000                   | 200,000                            | 750,000                                   | 2,250,000 | 700,000 | 0 | 0 | 0 | 0 | 4,000,000 |

Project Description: Design and construct ITS Improvements in Downtown St Pete

Project Classifications:  
Location St Petersburg

Pinellas County Capital Improvement Program  
Project Budget Detail Report

August 24, 2015

Page 385 of 387

Parameters: Budget Type Code: Planning Fund Type: All

|  | Current<br>Year<br>Estimate<br>2015 | 2016 | 2017 | 2018 | 2019 | 2020 | 2021 | 2022 | 2023 | 2024 | 2025 | Total |
|--|-------------------------------------|------|------|------|------|------|------|------|------|------|------|-------|
|--|-------------------------------------|------|------|------|------|------|------|------|------|------|------|-------|

Function: Transportation  
Activity: Road & Street Facilities

Project: 002600A ATMS 49th St - SR60 to 46th Ave N

|                                       |                  |  |                       |                           |                                    |   |           |           |   |   |   |           |
|---------------------------------------|------------------|--|-----------------------|---------------------------|------------------------------------|---|-----------|-----------|---|---|---|-----------|
| Fund: 3001                            | Capital Projects | Center: 414100                           | CIP-Transportation    | Program: 3033             | Advanced Traffic Management System |   |           |           |   |   |   |           |
| 020.3                                 | Design-LOGT      | 0  | 0                     | 0                         | 50,000                             | 50,000                                    | 0         | 0         | 0 | 0 | 0 | 100,000   |
| 020.4                                 | Design-Grant     | 0  | 0                     | 0                         | 50,000                             | 50,000                                    | 0         | 0         | 0 | 0 | 0 | 100,000   |
| 030.3                                 | Constr-LOGT      | 0  | 0                     | 0                         | 0                                  | 0   | 750,000   | 831,800   | 0 | 0 | 0 | 1,581,800 |
| 030.4                                 | Constr-Grant     | 0  | 0                     | 0                         | 0                                  | 0   | 750,000   | 831,800   | 0 | 0 | 0 | 1,581,800 |
| <b>Project Total for : Fund: 3001</b> |                  | <i>Capital Projects</i>                  | <i>Center: 414100</i> | <i>CIP-Transportation</i> | <i>Program: 3033</i>               | <i>Advanced Traffic Management System</i> |           |           |   |   |   |           |
|                                       |                  | 0  | 0                     | 0                         | 100,000                            | 100,000                                   | 1,500,000 | 1,663,600 | 0 | 0 | 0 | 3,363,600 |
| <b>Total for Project: 002600A</b>     |                  | <i>ATMS 49th St - SR60 to 46th Ave N</i> |                       |                           |                                    |   |           |           |   |   |   |           |
|                                       |                  | 0  | 0                     | 0                         | 100,000                            | 100,000                                   | 1,500,000 | 1,663,600 | 0 | 0 | 0 | 3,363,600 |
| <b>Funding Source:</b>                |                  |  |                       |                           |                                    |   |           |           |   |   |   |           |
| Local Option Gas Tax                  |                  | 0  | 0                     | 0                         | 50,000                             | 50,000                                    | 750,000   | 831,800   | 0 | 0 | 0 | 1,681,800 |
| Grant - State                         |                  | 0  | 0                     | 0                         | 50,000                             | 50,000                                    | 750,000   | 831,800   | 0 | 0 | 0 | 1,681,800 |
| <b>Funding Total:</b>                 |                  | 0  | 0                     | 0                         | 100,000                            | 100,000                                   | 1,500,000 | 1,663,600 | 0 | 0 | 0 | 3,363,600 |

Project Description: Construction funding to install ATMS/ITS Improvements on 49th St

Project Classifications:  
Location Countywide

Pinellas County Capital Improvement Program  
Project Budget Detail Report

August 24, 2015

Page 386 of 387

Parameters: Budget Type Code: Planning Fund Type: All

|  | Current<br>Year<br>Estimate<br>2015 | 2016 | 2017 | 2018 | 2019 | 2020 | 2021 | 2022 | 2023 | 2024 | 2025 | Total |
|--|-------------------------------------|------|------|------|------|------|------|------|------|------|------|-------|
|--|-------------------------------------|------|------|------|------|------|------|------|------|------|------|-------|

Function: Transportation  
Activity: Road & Street Facilities

Project: 002601A ATMS Phase 3 Expansion

|                                       |                      |                               |                       |                           |                                    |   |   |   |   |   |   |   |         |
|---------------------------------------|----------------------|-------------------------------|-----------------------|---------------------------|------------------------------------|---|---|---|---|---|---|---|---------|
| Fund: 3001                            | Capital Projects     | Center: 414100                | CIP-Transportation    | Program: 3033             | Advanced Traffic Management System |   |   |   |   |   |   |   |         |
| 020.3                                 | Design-LOGT          | 0                             | 0                     | 50,000                    | 150,000                            | 0   | 0 | 0 | 0 | 0 | 0 | 0 | 200,000 |
| 020.4                                 | Design-Grant         | 0                             | 0                     | 50,000                    | 150,000                            | 0   | 0 | 0 | 0 | 0 | 0 | 0 | 200,000 |
| <b>Project Total for : Fund: 3001</b> |                      | <b>Capital Projects</b>       | <b>Center: 414100</b> | <b>CIP-Transportation</b> | <b>Program: 3033</b>               | <b>Advanced Traffic Management System</b> |   |   |   |   |   |   |         |
|                                       |                      | 0                             | 0                     | 100,000                   | 300,000                            | 0   | 0 | 0 | 0 | 0 | 0 | 0 | 400,000 |
| <b>Total for Project: 002601A</b>     |                      | <b>ATMS Phase 3 Expansion</b> |                       |                           |                                    |   |   |   |   |   |   |   |         |
|                                       |                      | 0                             | 0                     | 100,000                   | 300,000                            | 0   | 0 | 0 | 0 | 0 | 0 | 0 | 400,000 |
|                                       |                      |                               |                       |                           |                                    |   |   |   |   |   |   |   |         |
| <b>Funding Source:</b>                |                      |                               |                       |                           |                                    |   |   |   |   |   |   |   |         |
|                                       | Local Option Gas Tax | 0                             | 0                     | 50,000                    | 150,000                            | 0   | 0 | 0 | 0 | 0 | 0 | 0 | 200,000 |
|                                       | Grant - State        | 0                             | 0                     | 50,000                    | 150,000                            | 0   | 0 | 0 | 0 | 0 | 0 | 0 | 200,000 |
| <b>Funding Total:</b>                 |                      | 0                             | 0                     | 100,000                   | 300,000                            | 0   | 0 | 0 | 0 | 0 | 0 | 0 | 400,000 |

Project Description: Construction funding to install ATMS/ITS Improvements

Project Classifications:  
Location Countywide

Pinellas County Capital Improvement Program  
Project Budget Detail Report

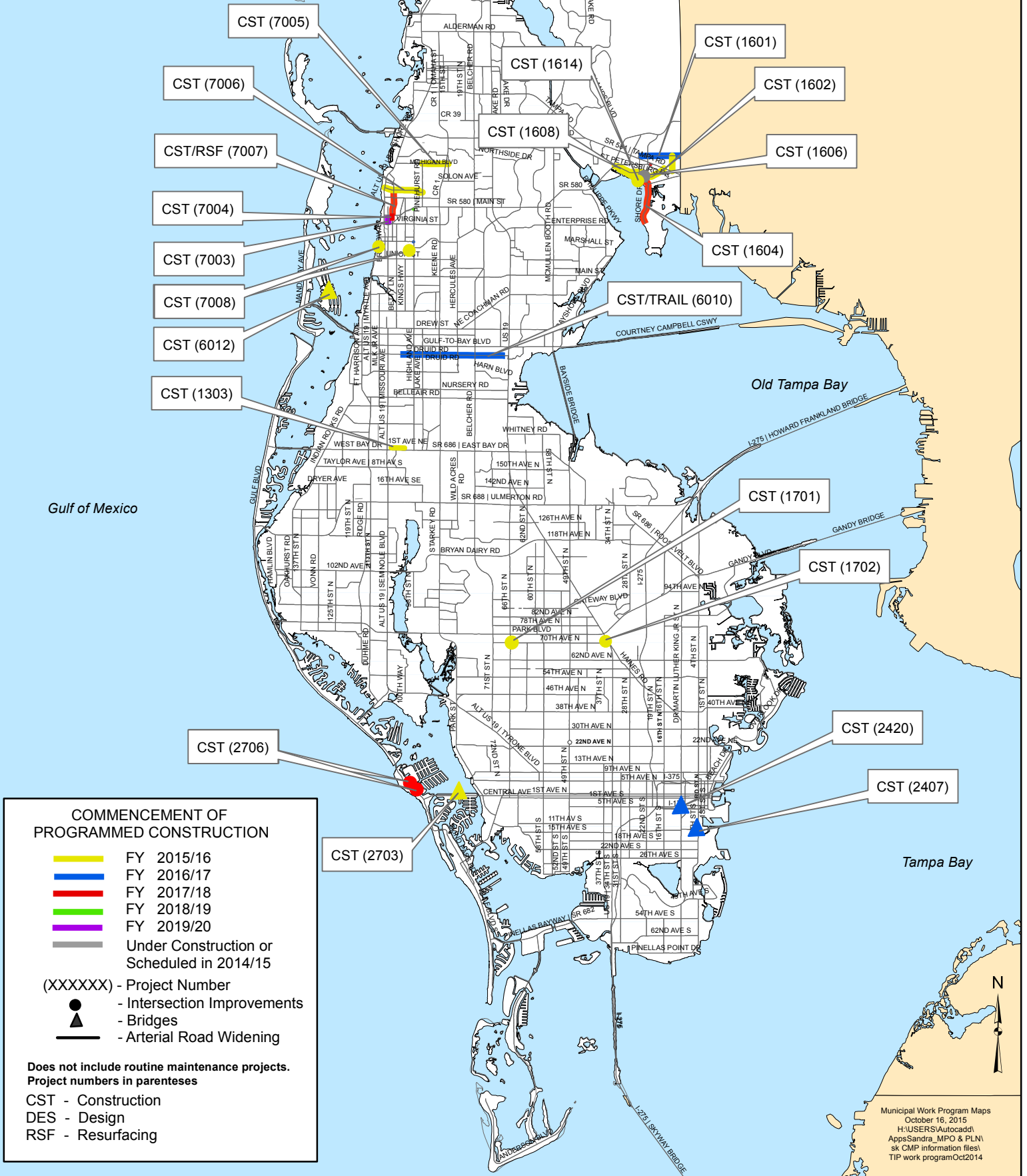
Parameters: Budget Type Code: Planning Fund Type: All

|               | Current<br>Year<br>Estimate<br>2015 | 2016        | 2017        | 2018        | 2019        | 2020        | 2021       | 2022        | 2023       | 2024       | 2025       | Total         |
|---------------|-------------------------------------|-------------|-------------|-------------|-------------|-------------|------------|-------------|------------|------------|------------|---------------|
| Report Total: | 192,325,580                         | 508,652,160 | 296,114,000 | 214,507,500 | 181,979,020 | 132,898,400 | 94,697,100 | 102,345,000 | 94,166,500 | 78,775,500 | 65,144,500 | 1,961,605,260 |

## **Section 9: Municipal Work Programs**



# MUNICIPAL ROAD IMPROVEMENTS FY 2015/16 - FY 2019/20



**MUNCIPAL WORK PROGRAMS**  
**FY 2015/16 – 2019/20**

**BELLEAIR**

**FUNDS SHOWN ARE IN THOUSANDS**

| <b>WORK<br/>ITEM #</b> | <b>PROJECT<br/>DESCRIPTION</b> | <b>TYPE<br/>WORK</b> | <b>15/16</b> |             | <b>16/17</b> |          | <b>17/18</b> |  | <b>18/19</b> |  | <b>19/20</b> |  |
|------------------------|--------------------------------|----------------------|--------------|-------------|--------------|----------|--------------|--|--------------|--|--------------|--|
| 2000                   | Curb/Sidewalk                  |                      | CST          | 35<br>LF    | CST          | 35<br>LF |              |  |              |  |              |  |
| 2001                   | Roadway Projects               |                      | CST          | 2,500<br>LF |              |          |              |  |              |  |              |  |

CST = Construction; LF = Local Funds

**MUNCIPAL WORK PROGRAMS**  
**FY 2015/16 – 2019/20**

**BELLEAIR BEACH**

**FUNDS SHOWN IN THOUSANDS**

| <b>WORK<br/>ITEM #</b> | <b>PROJECT DESCRIPTION</b>  | <b>TYPE<br/>WORK</b>              | <b>15/16</b> |     | <b>16/17</b> |     | <b>17/18</b> |    | <b>18/19</b> |     | <b>19/20</b> |    |
|------------------------|---|-----------------------------------|--------------|-----|--------------|-----|--------------|----|--------------|-----|--------------|----|
| 3000                   | Resurface/curb work roadways to Aleta Dr., Donato Dr., Louisa Dr., and 22 <sup>nd</sup> St.   | Resurfacing                       | CST          | 40  | CST          | 80  | CST          | 98 | CST          | 120 | CST          | 60 |
| 3001                   | Emergency repairs to bridges/bulkheads at Harrison Ave. and 22 <sup>nd</sup> St. Bridge   | Repairs                           | CST          | 15  | CST          | 130 | CST          | 35 | CST          | 5   | CST          | 5  |
| 3002                   | Undergrounding of utilities, installation of signalization plan (Mast Arms) at intersection of Gulf Blvd. And Causeway Blvd. \$206, 720.00 from Gulf Blvd. Beautification Project, Pinellas County, \$68, 280.00 from TIF | Gulf Blvd. Beautification Project | CST          | 275 |              |     |              |    |              |     |              |    |

CST = Construction; TIF = Transportation Impact Fee

**MUNCIPAL WORK PROGRAMS  
FY 2015/16 – 2019/20**

**BELLEAIR BLUFFS**

**FUNDS SHOWN ARE IN THOUSANDS**

| WORK<br>ITEM # | PROJECT<br>DESCRIPTION          | TYPE<br>WORK   | 15/16 |    | 16/17 |    | 17/18 |  | 18/19 |  | 19/20 |  |
|----------------|---------------------------------|----------------|-------|----|-------|----|-------|--|-------|--|-------|--|
| 4000           | Infrastructure/Paving/<br>Curbs | Reconstruction | CST   | 90 | CST   | 90 |       |  |       |  |       |  |

CST = Construction

**MUNCIPAL WORK PROGRAMS**  
**FY 2015/16 – 2019/20**

**BELLEAIR SHORE**

**FUNDS SHOWN ARE IN THOUSANDS**

| WORK<br>ITEM # | PROJECT DESCRIPTION  | TYPE<br>WORK | 15/16 |  | 16/17 |  | 17/18 |  | 18/19 |  | 19/20 |  |
|----------------|--|--------------|-------|--|-------|--|-------|--|-------|--|-------|--|
|                | No transportation improvement projects are scheduled within the five-year time frame of the TIP.     |              |       |  |       |  |       |  |       |  |       |  |
|                | NOTE: Belleair Shore has no roads or other transportation facilities within its municipal boundaries |              |       |  |       |  |       |  |       |  |       |  |

**MUNCIPAL WORK PROGRAMS**  
**FY 2015/16 – 2019/20**

**CLEARWATER**

**FUNDS SHOWN ARE IN THOUSANDS**

| <b>WORK<br/>ITEM #</b> | <b>PROJECT<br/>DESCRIPTION</b>                      | <b>TYPE<br/>WORK</b>         | <b>15/16</b> |                         | <b>16/17</b> |                                    | <b>17/18</b> |                                    | <b>18/19</b> |                                    | <b>19/20</b> |           |
|------------------------|---|------------------------------|--------------|-------------------------|--------------|------------------------------------|--------------|------------------------------------|--------------|------------------------------------|--------------|-----------|
| 6000                   | Citywide<br>Streets<br>Resurfacing &<br>Maintenance | Resurfacing                  | CST          | 3,553                   | CST          | 5,564                              | CST          | 3770                               |              | 4114                               | CST          | 4132      |
| 6001                   | Citywide<br>Intersection<br>Improvements<br>(Minor) | Safety                       | CST          | 50                      | CST          | 50                                 | CST          | 50                                 |              | 50                                 | CST          | 30        |
| 6002                   | Citywide<br>New Traffic<br>Signals                  | Traffic<br>Operation         | CST          | 40                      | CST          | 40                                 | CST          | 40                                 |              | 40                                 | CST          | 40        |
| 6003                   | Citywide<br>Traffic Signals                         | Renovation                   | CST          | 45                      | CST          | 45                                 | CST          | 45                                 |              | 100                                | CST          | 100       |
| 6004                   | Citywide<br>Sidewalks                               | New<br>Construction          | CST          | 472                     | CST          | 472                                | CST          | 472                                |              | 472                                | CST          | 473       |
| 6005                   | Paving<br>Unpaved<br>Streets                        | Paving                       | CST          | 1,794                   | CST          | 1794                               | CST          | 1794                               |              | 1794                               | CST          | 1794      |
| 6006                   | Traffic<br>Calming                                  | Traffic Calming              | CST          | 595                     | CST          | 595                                | CST          | 570                                |              | 320                                | CST          | 320       |
| 6007                   | Intersection<br>Improvements<br>(Major)             | Intersection<br>Improvements | CST          | 200<br>TIF<br>100<br>GT | CST          | 200<br>TIF<br>55<br>GT<br>45<br>RM | CST          | 200<br>TIF<br>55<br>GT<br>45<br>RM |              | 200<br>TIF<br>60<br>GT<br>55<br>RM | TIF<br>RM    | 100<br>45 |
| 6008                   | Parking Lot<br>Resurfacing                          | Resurfacing                  | CST          | 50                      | CST          | 50                                 | CST          | 50                                 |              | 50                                 | CST          | 50        |

**CLEARWATER****FUNDS SHOWN ARE IN THOUSANDS**

| <b>WORK<br/>ITEM #</b> | <b>PROJECT<br/>DESCRIPTION</b>                      | <b>TYPE<br/>WORK</b>  | <b>15/16</b> |       | <b>16/17</b> |              | <b>17/18</b> |     | <b>18/19</b> |     | <b>19/20</b> |     |
|------------------------|---|-----------------------|--------------|-------|--------------|--------------|--------------|-----|--------------|-----|--------------|-----|
| 6009                   | Parking Garage<br>Maintenance<br>& Repair           | Parking               | CS T         | 75    | CST          | 75           | CST          | 75  |              | 83  |              |     |
| 6010                   | Druid Trail   | Trail                 |              |       | CST          | 2,011<br>TAP |              |     |              |     |              |     |
| 6011                   | Parking Lot<br>Improvement                          | Parking               | CST          | 100   | CST          | 100          | CST          | 100 |              | 150 | CST          | 150 |
| 6012                   | Replacement of four<br>bridges on Island<br>Estates | Bridge<br>Replacement | CST          | 2,000 |              |              |              |     |              |     |              |     |
| 6013                   | Greenleaf Otten<br>Traffic Calming                  | Traffic Calming       | CST          | 2500  |              |              |              |     |              |     |              |     |

CST = Construction; TIF = Transportation Impact Fee; GT = Gas Tax; RM = Road Millage, TAP = Transportation Alternatives Program

**MUNCIPAL WORK PROGRAMS**  
**FY 2015/16 – 2019/20**

**DUNEDIN**

**FUNDS SHOWN ARE IN THOUSANDS**

| <b>WORK<br/>ITEM #</b> | <b>PROJECT<br/>DESCRIPTION</b>                          | <b>TYPE<br/>WORK</b>                  | <b>15/16</b> |                           | <b>16/17</b> |              | <b>17/18</b> |              | <b>18/19</b> |           | <b>19/20</b> |            |
|------------------------|---|---------------------------------------|--------------|---------------------------|--------------|--------------|--------------|--------------|--------------|-----------|--------------|------------|
| 7000                   | Street<br>Resurfacing                                   | Maintenance                           | CST          | 420<br>GT                 | CST          | 395<br>GT    | CST          | 395<br>GT    | CST          | 310<br>GT | CST          | 310<br>GT  |
| 7001                   | Huntley/<br>Monroe/<br>Washington<br>Streetscape        | Reconstruction                        | CST          | 450<br>CRA                |              |              |              |              |              |           |              |            |
| 7002                   | Lake Haven<br>Median<br>Modification                    | Construction                          | CST          | 32<br>GT                  |              |              |              |              |              |           |              |            |
| 7003                   | Highland<br>Streetscape –<br>Main St to<br>Skinner Blvd | Streetscape                           |              |                           |              |              |              |              |              |           | CST          | 400<br>CRA |
| 7004                   | Milwaukee –<br>Skinner Blvd to<br>Bay St                | Road Widening<br>to Two Full<br>Lanes |              |                           |              |              | CST          | 300<br>OCOST |              |           |              |            |
| 7005                   | Michigan Blvd -<br>Pinehurst to<br>CR1                  | Reconstruction                        | CST          | 470<br>OCOST<br>150<br>GT |              |              |              |              |              |           |              |            |
| 7006                   | San Salvador<br>- Alt 19 to<br>Pinehurst Rd             | Reconstruction                        | CST          | 840<br>OCOST              | CST          | 240<br>OCOST |              |              |              |           |              |            |
| 7007                   | MLK - Skinner<br>Blvd to San<br>Christopher Dr          | Reconstruction                        |              |                           |              |              | CST          | 475<br>OCOST |              |           |              |            |
| 7008                   | Beltrees St at<br>Patricia Ave                          | Reconstruction                        | CST          | 960<br>OCOST              | CST          | 648<br>OCOST |              |              |              |           |              |            |

CST=Construction; OCOST = One Cent Optional Sales Tax; GT = Gas Tax; TIF = Transportation Impact Fee; LF = Local Funds;  
CRA = Community Redevelopment Agency



**MUNCIPAL WORK PROGRAMS**  
**FY 2015/16 – 2019/20**

**GULFPORT**

**FUNDS SHOWN ARE IN THOUSANDS**

| WORK<br>ITEM # | PROJECT<br>DESCRIPTION | TYPE<br>WORK | 15/16 |             | 16/17 |          | 17/18 |             | 18/19 |  | 19/20 |  |
|----------------|------------------------|--------------|-------|-------------|-------|----------|-------|-------------|-------|--|-------|--|
| 8000           | Curb/Sidewalk          |              | CST   | 35<br>LF    | CST   | 35<br>LF | CST   | 50<br>LF    |       |  |       |  |
| 8001           | Roadway Projects       |              | CST   | 2,500<br>LF |       |          |       | 3,335<br>LF |       |  |       |  |

CST = Construction; LF = Local Funds

**MUNCIPAL WORK PROGRAMS**  
**FY 2015/16 – 2019/20**

**INDIAN ROCKS BEACH**

**FUNDS SHOWN ARE IN THOUSANDS**

| WORK<br>ITEM # | PROJECT<br>DESCRIPTION | TYPE<br>WORK            | 15/16 |           | 16/17 |  | 17/18 |  | 18/19 |  | 19/20 |  |
|----------------|------------------------|-------------------------|-------|-----------|-------|--|-------|--|-------|--|-------|--|
| 9000           | Street<br>Resurfacing  | Milling/<br>Resurfacing | CST   | 200<br>LF |       |  |       |  |       |  |       |  |

CST = Construction; LF = Local Funds (includes Local Option Sales Tax, Local Option gas Tax, and/or Grant funding)

**MUNCIPAL WORK PROGRAMS**  
**FY 2015/16 – 2019/20**

**INDIAN SHORES**

**FUNDS SHOWN ARE IN THOUSANDS**

| WORK<br>ITEM # | PROJECT<br>DESCRIPTION   | TYPE<br>WORK | 15/16 |  | 16/17 |  | 17/18 |  | 18/19 |  | 19/20 |  |
|----------------|--|--------------|-------|--|-------|--|-------|--|-------|--|-------|--|
|                | No transportation improvement projects are scheduled within the five-year time frame of the TIP. |              |       |  |       |  |       |  |       |  |       |  |

**MUNCIPAL WORK PROGRAMS**  
**FY 2015/16 – 2019/20**

| KENNETH CITY   |  |              |       |           | FUNDS SHOWN ARE IN THOUSANDS |  |       |  |       |  |       |  |
|----------------|--|--------------|-------|-----------|------------------------------|--|-------|--|-------|--|-------|--|
| WORK<br>ITEM # | PROJECT<br>DESCRIPTION   | TYPE<br>WORK | 15/16 |           | 16/17                        |  | 17/18 |  | 18/19 |  | 19/20 |  |
| 1201           | Addition median<br>enhancements on 54 <sup>th</sup> Ave<br>N from 66 <sup>th</sup> St to 53 <sup>rd</sup> St                     |              | CST   | 200<br>LF |                              |  |       |  |       |  |       |  |
| 1202           | Streetlights on 54 <sup>th</sup> Ave N<br>from 62 <sup>nd</sup> St to 58 <sup>th</sup> St  |              | CST   | 65<br>LF  |                              |  |       |  |       |  |       |  |
| 1203           | Sidewalk widening and<br>median landscaping on<br>54 <sup>th</sup> Ave N between 61 <sup>st</sup><br>Way and 55 <sup>th</sup> St |              | CST   | 125<br>LF |                              |  |       |  |       |  |       |  |

LF = Local Funds (Kenneth City beautification fund)

**MUNCIPAL WORK PROGRAMS**  
**FY 2015/16 – 2019/20**

**LARGO**

**FUNDS SHOWN ARE IN THOUSANDS**

| <b>WORK<br/>ITEM #</b> | <b>PROJECT<br/>DESCRIPTION</b>                                   | <b>TYPE<br/>WORK</b>            | <b>15/16</b> |  | <b>16/17</b> |  | <b>17/18</b> |   | <b>18/19</b> |   | <b>19/20</b> |   |
|------------------------|--|---------------------------------|--------------|--|--------------|--|--------------|---|--------------|---|--------------|---|
| 1300                   | Neighborhood<br>Roadway &<br>Infrastructure<br>Improvements      | Construction/<br>Reconstruction | DGN/CST      | 464<br>936.5<br><br>481.5<br>LOST<br><br>105<br>TIF                              | DGN/CST      | 889<br>CGT<br><br>599<br>LOST<br><br>250<br>CRA-<br>WBD<br><br>182<br>TIF  | DGN/CST      | 306<br>CGT<br><br>901<br>LOST<br><br>20<br>TIF  | DGN/CST      | 850<br>CGT<br><br>564<br>LOST<br><br>92<br>TIF  | DGN/CST      | 576<br>CGT<br><br>110<br>LOST<br><br>76<br>TIF  |
| 1301                   | Community<br>Streets Roadway<br>& Infrastructure<br>Improvements | Construction/<br>Reconstruction | DGN/CST      | 1,217.3<br>CGT<br><br>897<br>TIF<br><br>1,059.5<br>LOST<br><br>73<br>CRA-<br>WBD | DGN/CST      | 501.5<br>CGT<br><br>77<br>TIF<br><br>354<br>LOST<br><br>387<br>CRA-<br>WBD | CST          | 274<br>CGT<br><br>779<br>TIF<br><br>475<br>LOST | DGN/CST      | 219<br>CGT<br><br>562<br>TIF<br><br>797<br>LOST | CST          | 384<br>CGT<br><br>767<br>TIF<br><br>498<br>LOST |
| 1302                   | Downtown<br>Multimodal &<br>Gateway<br>Improvements              | Construction                    | DGN/CST      | 600<br>CRA-<br>WBD   | PE&E         | 18<br>CGT<br><br>41  | DGN          | 55<br>CGT<br><br>55                             | DGN/CST      | 375<br>CGT<br><br>375                           |              |   |

**LARGO****FUNDS SHOWN ARE IN THOUSANDS**

| WORK<br>ITEM # | PROJECT<br>DESCRIPTION  | TYPE<br>WORK   | 15/16   |   | 16/17 |             | 17/18 |             | 18/19 |             | 19/20 |  |
|----------------|---|----------------|---------|---|-------|-------------|-------|-------------|-------|-------------|-------|--|
|                |   |                |         |   |       | CRA-<br>WBD |       | CRA-<br>WBD |       | CRA-<br>WBD |       |  |
| 1303           | 1 <sup>st</sup> Ave NE Local<br>Roadway &<br>Infrastructure<br>Improvements | Reconstruction | DGN/CST | 155<br>CGT<br><br>60<br>TIF<br><br>262<br>CRA-<br>WBD |       |             |       |             |       |             |       |  |

CST = Construction; DGN = Design; LOST = Local Option Sales Tax; CGT = Community Gas Tax; TIF = Transportation Impact Fee; Gen. = General Fund;  
 PE&E = Preliminary Engineering & Evaluation; DTIF = Downtown Tax Increment Fund; CRA-WBD = Community Redevelopment Agency–West Bay Drive Fund;  
 Storm = Stormwater Fund

**MUNCIPAL WORK PROGRAMS**  
**FY 2015/16 – 2019/20**

**MADEIRA BEACH**

**FUNDS SHOWN ARE IN THOUSANDS**

| WORK<br>ITEM # | PROJECT<br>DESCRIPTION   | TYPE<br>WORK | 15/16 |           | 16/17 |           | 17/18 |  | 18/19 |  | 19/20 |  |
|----------------|--|--------------|-------|-----------|-------|-----------|-------|--|-------|--|-------|--|
|                |  |              | CST   | 100<br>LF | CST   | 100<br>LF |       |  |       |  |       |  |
| 1440           | Citywide<br>Maintenance and<br>Resurfacing of<br>Local Streets | Maintenance  |       |           |       |           |       |  |       |  |       |  |

CST = Construction; LF = Local Funds

**MUNCIPAL WORK PROGRAMS**  
**FY 2015/16 – 2019/20**

**NORTH REDINGTON BEACH**

**FUNDS SHOWN ARE IN THOUSANDS**

| WORK<br>ITEM # | PROJECT DESCRIPTION                    | TYPE<br>WORK | 15/16 |           | 16/17 |  | 17/18 |  | 18/19 |  | 19/20 |  |
|----------------|--|--------------|-------|-----------|-------|--|-------|--|-------|--|-------|--|
| 1500           | Gulf Blvd:<br>Underground<br>Utilities |              | CST   | 250<br>LF |       |  |       |  |       |  |       |  |
| 1501           | Streetscaping                          |              | CST   | 100<br>LF |       |  |       |  |       |  |       |  |

CST = Construction; LF = Local Funds



**MUNCIPAL WORK PROGRAMS**  
**FY 2015/16 – 2019/20**

**OLDSMAR**

**FUNDS SHOWN ARE IN THOUSANDS**

| WORK<br>ITEM # | PROJECT<br>DESCRIPTION         | TYPE<br>WORK                | 15/16 |           | 16/17 |            | 17/18 |            | 18/19 |           | 19/20 |           |
|----------------|--------------------------------|-----------------------------|-------|-----------|-------|------------|-------|------------|-------|-----------|-------|-----------|
| 1600           | Citywide Street<br>Resurfacing | Resurfacing/<br>Maintenance |       |           | CST   | 454<br>LF  |       |            | CST   | 557<br>LF |       |           |
| 1601           | Douglas Rd                     | Improvement<br>/Trail       |       |           | CST   | 3000<br>LF |       |            | CST   | 160<br>LF | CST   | 785<br>LF |
| 1602           | Burbank Rd.                    | Extension                   | CST   | 320<br>LF |       |            | CST   | 1100<br>LF |       |           |       |           |
| 1603           | CRA Sidewalks                  | Improvement                 |       |           | CST   | 25<br>LF   | CST   | 25<br>LF   | CST   | 25<br>LF  | CST   | 25<br>LF  |
| 1604           | Shore Drive East               | Improvement                 |       |           |       |            | CST   | 56<br>LF   | CST   | 280<br>LF |       |           |
| 1605           | Harbor Palms                   | Improvement                 | CST   | 80<br>LF  | CST   | 250<br>LF  | CST   | 250<br>LF  | CST   | 250<br>LF |       |           |
| 1606           | Brooker Creek Blvd             | Pedestrian<br>Crossing      | CST   | 20<br>LF  |       |            |       |            |       |           |       |           |
| 1607           | CRA                            | Parking Garage              |       |           | CST   | 1600<br>LF | CST   | 500<br>LF  |       |           |       |           |
| 1608           | St. Petersburg Drive*          | Streetscaping               |       |           |       |            | CST   | 80<br>LF   | CST   | 600<br>LF | CST   | 80<br>LF  |
| 1609           | MSC Parking Lot                | Resurfacing                 | CST   | 67<br>LF  |       |            |       |            |       |           |       |           |
| 1610           | CRA Intersection.              | Traffic Calming             |       |           |       |            | CST   | 125<br>LF  |       |           |       |           |
| 1611           | CRA Streets                    | Resurfacing                 |       |           | CST   | 69<br>LF   |       |            | CST   | 73<br>LF  |       |           |
| 1612           | Bayview Blvd NB at<br>Tampa Rd | Right Turn Lane             |       |           | CST   | 38<br>LF   | CST   | 200<br>LF  |       |           |       |           |
| 1613           | Arlington Ave at<br>Buckingham | Extension                   |       |           |       |            |       |            |       |           | CST   | 50<br>LF  |

**OLDSMAR****FUNDS SHOWN ARE IN THOUSANDS**

| <b>WORK<br/>ITEM #</b> | <b>PROJECT<br/>DESCRIPTION</b>   | <b>TYPE<br/>WORK</b>                | <b>15/16</b> |           | <b>16/17</b> |          | <b>17/18</b> |          | <b>18/19</b> |  | <b>19/20</b> |          |
|------------------------|----------------------------------|-------------------------------------|--------------|-----------|--------------|----------|--------------|----------|--------------|--|--------------|----------|
| 1614                   | Chestnut at Buckingham           | Improvements                        | CST          | 85<br>LF  |              |          |              |          |              |  |              |          |
| 1615                   | City Hall W. Parking<br>Lot      | Renovation                          |              |           | CST          | 80<br>LF |              |          |              |  |              |          |
| 1616                   | City Wide                        | Sidewalk and<br>Curb<br>Replacement | CST          | 50<br>LF  |              |          | CST          | 55<br>LF |              |  | CST          | 59<br>LF |
| 1617                   | Forest Lakes Blvd RR<br>Crossing | Safety<br>Enhancements              | CST          | 175<br>LF |              |          |              |          |              |  |              |          |
| 1618                   |                                  |                                     |              |           |              |          |              |          |              |  |              |          |

\*Parking, sidewalks and intersections      CST = Construction; LF = Local Funds

**MUNCIPAL WORK PROGRAMS**  
**FY 2015/16 – 2019/20**

**PINELLAS PARK**

**FUNDS SHOWN ARE IN THOUSANDS**

| <b>WORK<br/>ITEM #</b> | <b>PROJECT<br/>DESCRIPTION</b>                                       | <b>TYPE<br/>WORK</b> | <b>15/16</b> |                                  | <b>16/17</b> |         | <b>17/18</b> |         | <b>18/19</b> |         | <b>19/20</b> |         |
|------------------------|--|----------------------|--------------|----------------------------------|--------------|---------|--------------|---------|--------------|---------|--------------|---------|
| 1700                   | Citywide Street Resurfacing Program                                  | Maintenance          | CST          | 650 IST                          | CST          | 650 IST | CST          | 650 IST | CST          | 650 IST | CST          | 650 IST |
| 1701                   | Left Turn Lane on 70 <sup>th</sup> Ave at 66 <sup>th</sup> St        | Construction         | CST          | 240 FDOT Grant (proposed) 26 TIF |              |         |              |         |              |         |              |         |
| 1702                   | Widen 70 <sup>th</sup> Ave at US 19                                  | Construction         | CST          | 330 FDOT Grant 40 TIF            |              |         |              |         |              |         |              |         |
| 1703                   | Thermoplastic Road Striping and Reflective Permanent Markers Program | Construction         | CST          | 40 TIF                           | CST          | 40 TIF  | CST          | 40 TIF  | CST          | 40 TIF  | CST          | 40 TIF  |
| 1704                   | Street Lights in Newly Annexed Neighborhoods                         | Construction         | CST          | 18 IST                           |              |         |              |         |              |         |              |         |
| 1705                   | Mill and Resurface Roads in Gateway Center                           | Construction         |              |                                  | CST          | 350 IST |              |         |              |         |              |         |
| 1706                   | Sidewalk and Accessibility Ramp Program                              | Construction         | CST          | 100 IST                          | CST          | 100 IST | CST          | 100 IST | CST          | 100 IST | CST          | 100 IST |

**PINELLAS PARK****FUNDS SHOWN ARE IN THOUSANDS**

| <b>WORK<br/>ITEM #</b> | <b>PROJECT<br/>DESCRIPTION</b>   | <b>TYPE<br/>WORK</b> | <b>15/16</b> |                                  | <b>16/17</b> |                                  | <b>17/18</b> |           | <b>18/19</b> |           | <b>19/20</b> |            |
|------------------------|--|----------------------|--------------|----------------------------------|--------------|----------------------------------|--------------|-----------|--------------|-----------|--------------|------------|
| 1707                   | 90 <sup>th</sup> Ave. Sidewalks and Related Drainage Improvements (FY 15/16: 66th St. to 70 <sup>th</sup> St., FY16/17: 70 <sup>th</sup> St. to Belcher) | Construction         | CST          | 100<br>IST<br>100<br>Utility Fee | CST          | 160<br>IST<br>160<br>Utility Fee |              |           |              |           |              |            |
| 1708                   | Sidewalk Repair Program  | Construction         | CST          | 15<br>IST                        | CST          | 15<br>IST                        | CST          | 15<br>IST | CST          | 15<br>IST | CST          | 15<br>IST  |
| 1709                   | 34 <sup>th</sup> St. Corridor: 70 <sup>th</sup> Ave. to Gandy Blvd.  | Design               |              |                                  |              |                                  |              |           |              |           | DGN          | 293<br>IST |
| 1710                   | 78 <sup>th</sup> Ave Corridor: US 19 to Gandy  | Design               |              |                                  |              |                                  |              |           |              |           | DGN          | 353<br>IST |
| 1711                   | New concrete railroad crossings at 5 locations   | Construction         |              |                                  |              |                                  |              |           |              |           | CST          | 17<br>IST  |

CST = Construction; CRA = Tax Increment Finance Funds; IST = Infrastructure Sales Tax; TIF=Transportation Impact Fee; DGN = Design

**MUNCIPAL WORK PROGRAMS**  
**FY 2015/16 – 2019/20**

| REDINGTON BEACH |  |              | FUNDS SHOWN ARE IN THOUSANDS |  |       |  |       |  |       |  |       |  |
|-----------------|--|--------------|------------------------------|--|-------|--|-------|--|-------|--|-------|--|
| WORK<br>ITEM #  | PROJECT DESCRIPTION  | TYPE<br>WORK | 15/16                        |  | 16/17 |  | 17/18 |  | 18/19 |  | 19/20 |  |
|                 | No transportation improvement projects are scheduled within the five-year time frame of the TIP. |              |                              |  |       |  |       |  |       |  |       |  |

**MUNCIPAL WORK PROGRAMS**  
**FY 2015/16 – 2019/20**

| REDINGTON SHORES |  |              | FUNDS SHOWN ARE IN THOUSANDS |  |       |  |       |  |       |  |       |  |
|------------------|--|--------------|------------------------------|--|-------|--|-------|--|-------|--|-------|--|
| WORK<br>ITEM #   | PROJECT DESCRIPTION  | TYPE<br>WORK | 15/16                        |  | 16/17 |  | 17/18 |  | 18/19 |  | 19/20 |  |
|                  | No transportation improvement projects are scheduled within the five-year time frame of the TIP. |              |                              |  |       |  |       |  |       |  |       |  |

**MUNICIPAL WORK PROGRAMS**  
**FY 2015/16 – 2019/20**

**SAFETY HARBOR**

**FUNDS SHOWN ARE IN THOUSANDS**

| WORK<br>ITEM # | PROJECT<br>DESCRIPTION                          | TYPE<br>WORK | 15/16      |                      | 16/17      |                      | 17/18      |                      | 18/19      |                       | 19/20      |                      |
|----------------|---|--------------|------------|----------------------|------------|----------------------|------------|----------------------|------------|-----------------------|------------|----------------------|
| 2100           | Sidewalks<br>(Citywide)                         | Construct    | CST        | 70<br>GT             | CST        | 55<br>GT             | CST        | 55<br>GT             | CST        | 55<br>GT              | CST        | 55<br>GT             |
| 2101           | Resurfacing/<br>Repair Work                     | Repair       | CST        | 535<br>GT,P          | CST        | 20<br>GT,P           | CST        | 320<br>GT,P          | CST        | 20<br>GT,P            | CST        | 520<br>GT,P          |
| 2102           | Brick Street<br>Restoration                     | Construct    | PE,<br>CST | 20<br>GT, P,<br>W&SR | PE,<br>CST | 20<br>GT, P,<br>W&SR | PE,C<br>ST | 70<br>GT, P,<br>W&SR | PE,C<br>ST | 270<br>GT, P,<br>W&SR | PE,<br>CST | 20<br>GT, P,<br>W&SR |
| 2103           | Citywide Traffic<br>Analysis/<br>Implementation | Study        | CST        | 3<br>GT, O           | CST        | 3<br>GT, O           | CST        | 3<br>GT, O           | CST        | 3<br>GT, O            | CST        | 3<br>GT, O           |
| 2104           | Bridge Maintenance<br>and Repair                | Mainten.     | CST        | 25<br>GT, O          | CST        | 25<br>GT, O          | CST        | 25<br>GT, O          | CST        | 25<br>GT, O           | CST        | 25<br>GT, O          |

CST = Construction; GT = Gas Tax; O= Other (Impact fee, Community Development grants, etc.); P = Penny for Pinellas; W&SR = Water & Sewer Revenues

**MUNCIPAL WORK PROGRAMS**  
**FY 2015/16 – 2019/20**

**SEMINOLE**

**FUNDS SHOWN ARE IN THOUSANDS**

| <b>WORK<br/>ITEM #</b> | <b>PROJECT<br/>DESCRIPTION</b> | <b>TYPE<br/>WORK</b> | <b>15/16</b> |           | <b>16/17</b> |           | <b>17/18</b> |           | <b>18/19</b> |           | <b>19/20</b> |           |
|------------------------|--------------------------------|----------------------|--------------|-----------|--------------|-----------|--------------|-----------|--------------|-----------|--------------|-----------|
| 2200                   | Roadway Resurfacing            | Maintenance          | CST          | 150<br>LF | CST          | 150<br>LF | CST          | 150<br>LF | CST          | 150<br>LF | CST          | 150<br>LF |
| 2201                   | Traffic Signal Replacement     | Installation         | CST          | 2<br>LF   | CST          | 2<br>LF   | CST          | 2<br>LF   | CST          | 2<br>LF   | CST          | 2<br>LF   |
| 2202                   | Street Lights                  | Installation         | CST          | 5<br>LF   | CST          | 5<br>LF   | CST          | 5<br>LF   | CST          | 5<br>LF   | CST          | 5<br>LF   |
| 2203                   | Sidewalk                       | Installation         | CST          | 10<br>LF  | CST          | 10<br>LF  | CST          | 10<br>LF  | CST          | 10<br>LF  | CST          | 10<br>LF  |

CST = Construction; LF = Local Funds



**MUNCIPAL WORK PROGRAMS**  
**FY 2015/16 – 2019/20**

**SOUTH PASADENA**

**FUNDS SHOWN ARE IN THOUSANDS**

| <b>WORK<br/>ITEM #</b> | <b>PROJECT DESCRIPTION</b>   | <b>TYPE<br/>WORK</b> | <b>15/16</b> |  | <b>16/17</b> |  | <b>17/18</b> |  | <b>18/19</b> |  | <b>19/20</b> |  |
|------------------------|--|----------------------|--------------|--|--------------|--|--------------|--|--------------|--|--------------|--|
|                        | No transportation improvement projects are scheduled within the five-year time frame of the TIP. |                      |              |  |              |  |              |  |              |  |              |  |

CST = Construction; LF = Local Funds

**MUNCIPAL WORK PROGRAMS**  
**FY 2015/16 – 2019/20**

**ST. PETERSBURG**

**FUNDS ARE SHOWN IN THOUSANDS**

| <b>WORK<br/>ITEM #</b> | <b>PROJECT<br/>DESCRIPTION</b>                             | <b>TYPE<br/>WORK</b>  | <b>15/16</b> |                | <b>16/17</b> |                | <b>17/18</b> |                | <b>18/19</b> |                | <b>19/20</b> |                |
|------------------------|--|-----------------------|--------------|----------------|--------------|----------------|--------------|----------------|--------------|----------------|--------------|----------------|
| 2400                   | Neighborhood<br>Transportation<br>Management<br>Program    | Traffic<br>Calming    | CST          | 100<br>NCIIF   | CST          | 100<br>NCIIF   | CST          | 100<br>NCIIF   | CST          | 100<br>NCIIF   | CST          | 33<br>NCIIF    |
| 2401                   | Street and Road<br>Improvements                            | Maintenance           | CST          | 4,500<br>NCIIF | CST          | 4,500<br>NCIIF | CST          | 4,500<br>NCIIF | CST          | 4,500<br>NCIIF | CST          | 1,485<br>NCIIF |
| 2402                   | Road and Alley<br>Reconstruction                           | Maintenance           | CST          | 750<br>NCIIF   | CST          | 300<br>NCIIF   | CST          | 300<br>NCIIF   | CST          | 300<br>NCIIF   | CST          | 99<br>NCIIF    |
| 2403                   | Intersections<br>Modifications                             | Traffic<br>Safety     | CST          | 50<br>NCIIF    | CST          | 50<br>NCIIF    | CST          | 50<br>NCIIF    | CST          | 50<br>NCIIF    | CST          | 17<br>NCIIF    |
| 2404                   | Curb Replacement/<br>Ramps                                 | Maintenance           | CST          | 500<br>NCIIF   | CST          | 500<br>NCIIF   | CST          | 500<br>NCIIF   | CST          | 500<br>NCIIF   | CST          | 165<br>NCIIF   |
| 2405                   | Sidewalk<br>Reconstruction/<br>Expansion                   | Maintenance           | CST          | 600<br>NCIIF   | CST          | 600<br>NCIIF   | CST          | 600<br>NCIIF   | CST          | 600<br>NCIIF   | CST          | 198<br>NCIIF   |
| 2406                   | Bridge<br>Reconstruction/<br>Replacement                   | Maintenance           | CST          | 250<br>NCIIF   | CST          | 250<br>NCIIF   | CST          | 1,970<br>NCIIF | CST          | 1,350<br>NCIIF | CST          | 479<br>NCIIF   |
| 2407                   | Booker Creek<br>Bridge at 11 <sup>th</sup><br>Avenue South | Bridge<br>Replacement |              |                | CST          | 572<br>GCIF    | CST          | 930<br>GCIF    |              |                |              |                |
| 2408                   | Special<br>Assessments for<br>Alley and<br>Street Paving   | Maintenance           | CST          | 100<br>NCIIF   | CST          | 100<br>NCIIF   | CST          | 100<br>NCIIF   | CST          | 100<br>NCIIF   | CST          | 33<br>NCIIF    |
| 2409                   | Railway Crossing<br>Improvements                           |                       |              |                |              |                | CST          | 50<br>NCIIF    | CST          | 305<br>NCIIF   | CST          | 198<br>NCIIF   |

**ST. PETERSBURG****FUNDS ARE SHOWN IN THOUSANDS**

| <b>WORK<br/>ITEM #</b> | <b>PROJECT<br/>DESCRIPTION</b>  | <b>TYPE<br/>WORK</b> | <b>15/16</b> |              | <b>16/17</b> |              | <b>17/18</b> |              | <b>18/19</b> |               | <b>19/20</b> |             |
|------------------------|---|----------------------|--------------|--------------|--------------|--------------|--------------|--------------|--------------|---------------|--------------|-------------|
| 2410                   | Bicycle Pedestrian Facilities   | New Construction     | CST          | 100<br>NCIIF | CST          | 50<br>NCIIF  | CST          | 100<br>NCIIF | CST          | 100<br>NCIIF  | CST          | 33<br>NCIIF |
| 2411                   | Intown Streetscape Improvements   | New Construction     | CST          | 200<br>GCIF  | CST          | 200<br>GCIF  | CST          | 200<br>GCIF  | CST          | 200<br>GCIF   | CST          | 200<br>GCIF |
| 2412                   | Sidewalks   | New Construction     | CST          | 200<br>TIF   | CST          | 200<br>TIF   | CST          | 200<br>TIF   | CST          | 200<br>TIF    | CST          | 200<br>TIF  |
| 2413                   | Downtown Intersection & Pedestrian Facilities                                       | New Construction     | CST          | 250<br>TIF   | CST          | 250<br>TIF   | CST          | 250<br>TIF   | CST          | 250<br>TIF    | CST          | 250<br>TIF  |
| 2414                   | Traffic Safety Program  | New Construction     | CST          | 250<br>TIF   | CST          | 250<br>TIF   | CST          | 250<br>TIF   | CST          | 250<br>TIF    | CST          | 250<br>TIF  |
| 2415                   | City Trails – Bicycle Trails  | New Construction     | CST          | 500<br>TIF   | CST          | 500<br>TIF   | CST          | 500<br>TIF   |              |               |              |             |
| 2416                   | Comprehensive Streetscaping/ Greenscaping   | New Construction     | CST          | 250<br>NCIIF | CST          | 250<br>NCIIF | CST          | 250<br>NCIIF | CST          | 250<br>NCIIF  | CST          | 83<br>NCIIF |
| 2417                   | Sundial & SouthCore Garage Improvements   | Maintenance          | CST          | 582<br>DPCPF |              |              |              |              |              |               |              |             |
| 2419                   | New Meter Technology  | New Construction     | CST          | 200<br>DPCPF | CST          | 200<br>DPCPF |              |              |              |               |              |             |
| 2420                   | Bridge Replacement at 9 <sup>th</sup> Street South and 7 <sup>th</sup> Avenue South | Bridge Replacement   |              |              | CST          | 818<br>GCIF  |              |              | CST          | 3,352<br>GCIF |              |             |
| 2421                   | Lighted LED Street Signs  | New Construction     | CST          | 115<br>NCIF  | CST          | 115<br>NCIF  | CST          | 115<br>NCIF  | CST          | 115<br>NCIF   |              |             |
| 2422                   | Wayfaring Signage & Sign Replacement  | New Construction     | CST          | 150<br>NCIIF | CST          | 150<br>NCIIF | CST          | 150<br>NCIIF | CST          | 150<br>NCIIF  | CST          | 50<br>NCIIF |

**ST. PETERSBURG****FUNDS ARE SHOWN IN THOUSANDS**

| <b>WORK<br/>ITEM #</b> | <b>PROJECT<br/>DESCRIPTION</b>             | <b>TYPE<br/>WORK</b> | <b>15/16</b> |               | <b>16/17</b> |               | <b>17/18</b> |            | <b>18/19</b> |            | <b>19/20</b> |            |
|------------------------|--|----------------------|--------------|---------------|--------------|---------------|--------------|------------|--------------|------------|--------------|------------|
| 2423                   | Roadway Ride-ability Improvements          | New Construction     | CST          | 247<br>NCIF   |              |               |              |            |              |            |              |            |
| 2424                   | Skyway Marina Pedestrian Lighting          | New Construction     | CST          | 600<br>NCIF   |              |               |              |            |              |            |              |            |
| 2425                   | New Sidewalks – Neighborhood and ADA Ramps | New Construction     | CST          | 70<br>NCIF    | CST          | 70<br>NCIF    | CST          | 70<br>NCIF | CST          | 70<br>NCIF | CST          | 23<br>NCIF |
| 2426                   | New Sidewalks – Pinellas County Interlocal | New Construction     | CST          | 1,700<br>NCIF |              |               |              |            |              |            |              |            |
| 2427                   | West Central Avenue Streetscape            | New Construction     |              |               | CST          | 4,300<br>NCIF |              |            |              |            |              |            |
| 2428                   | 28 <sup>th</sup> Street Trail              | New Construction     | CST          | 50<br>TIF     | CST          | 2,500<br>TIF  |              |            |              |            |              |            |
| 2429                   | Complete Streets                           | New Construction     | CST          | 450<br>TIF    | CST          | 450<br>TIF    | CST          | 450<br>TIF | CST          | 200<br>TIF | CST          | 100<br>TIF |
| 2430                   | Traffic Signal Mast Arm Program            | New Construction     | CST          | 300<br>TIF    |              |               |              |            |              |            |              |            |

CST = Construction; NCIF = Neighborhood and Citywide Infrastructure Capital Improvement Fund; TIF = Transportation Impact Fees Capital Projects Fund; GCIF = General Capital Improvement Fund; DPCPF = Downtown Parking Capital Projects Fund; MF = Multiple Fund Categories

**MUNCIPAL WORK PROGRAMS**  
**FY 2015/16 – 2019/20**

**ST. PETE BEACH**

**FUNDS ARE SHOWN IN THOUSANDS**

| <b>WORK<br/>ITEM #</b> | <b>PROJECT<br/>DESCRIPTION</b>                                   | <b>TYPE<br/>WORK</b>       | <b>15/16</b> |           | <b>16/17</b> |             | <b>17/18</b> |             | <b>18/19</b> |             | <b>19/20</b> |  |
|------------------------|--|----------------------------|--------------|-----------|--------------|-------------|--------------|-------------|--------------|-------------|--------------|--|
| 2500                   | Citywide<br>Continuing<br>Maintenance and<br>Resurfacing Program | Resurfacing                | CST          | 518<br>LF | CST          | 600<br>LF   | CST          | 600<br>LF   | CST          | 600<br>LF   |              |  |
| 2501                   | Curb and Sidewalk<br>Repairs (citywide)                          | Repairs                    | CST          | 100<br>LF | CST          | 100<br>LF   | CST          | 100<br>LF   | CST          | 100<br>LF   |              |  |
| 2502                   | Pass-A-Grille Way North  | Complete<br>Reconstruction |              |           | CST          | 7,867<br>MF | CST          | 3,000<br>MF |              |             |              |  |
| 2503                   | Pass-A-Grille Way South  | Complete<br>Reconstruction |              |           |              |             | CST          | 7,246<br>MF |              |             |              |  |
| 2504                   | Blind Pass Road (Gulf to<br>75 <sup>th</sup> Ave)                | Complete<br>Reconstruction |              |           | CST          | 2,682<br>MF | CST          | 1,000<br>MF |              |             |              |  |
| 2505                   | Gulf Winds Drive   | Complete<br>Reconstruction |              |           |              |             |              |             | CST          | 1,250<br>MF |              |  |

CST = Construction; LF = Local Funds

**MUNCIPAL WORK PROGRAMS**  
**FY 2015/16 – 2019/20**

**TARPON SPRINGS**

**FUNDS ARE SHOWN IN THOUSANDS**

| <b>WORK<br/>ITEM #</b> | <b>PROJECT<br/>DESCRIPTION</b>                    | <b>TYPE WORK</b> | <b>15/16</b> |     | <b>16/17</b> |     | <b>17/18</b> |     | <b>18/19</b> |     | <b>19/20</b> |     |
|------------------------|---|------------------|--------------|-----|--------------|-----|--------------|-----|--------------|-----|--------------|-----|
| 2600                   | Citywide Sidewalks                                | Improvements     |              |     | CST          | 40  |              |     | CST          | 40  |              |     |
| 2601                   | Resurfacing City Streets                          | Paving           |              |     | CST          | 160 |              |     | CST          | 160 |              |     |
| 2602                   | Brick Streets and Citywide<br>Road Reconstruction | Reconstruction   | CST          | 500 | CST          | 150 | CST          | 350 | CST          | 150 | CST          | 300 |

CST = Construction

**MUNCIPAL WORK PROGRAMS**  
**FY 2015/16 – 2019/20**

**TREASURE ISLAND**

**FUNDS ARE SHOWN IN THOUSANDS**

| <b>WORK<br/>ITEM #</b> | <b>PROJECT<br/>DESCRIPTION</b>  | <b>TYPE<br/>WORK</b> | <b>15/16</b> |     | <b>16/17</b> |     | <b>17/18</b> |     | <b>18/19</b> |     | <b>19/20</b> |     |
|------------------------|---|----------------------|--------------|-----|--------------|-----|--------------|-----|--------------|-----|--------------|-----|
| 2701                   | Street Resurfacing  |                      | CST          | 300 | CST          | 300 | CST          | 300 | CST          | 300 | CST          | 300 |
| 2702                   | Upgrade Street Signage for Reflectivity   |                      |              |     | CST          | 50  |              |     |              |     |              |     |
| 2703                   | Rehabilitate Major Hydraulic Components of the Bascule Bridge Valves                              |                      | CST          | 120 |              |     |              |     |              |     |              |     |
| 2704                   | New Crosswalks on Gulf Blvd   |                      |              |     | CST          | 25  |              |     | CST          | 25  |              |     |
| 2705                   | Treasure Island Bascule Bridge Programmable Logic Controller                                      |                      | CST          | 74  |              |     |              |     |              |     |              |     |
| 2706                   | Mast Arm Maintenance on Gulf Blvd at 112 <sup>th</sup> Ave, 117 <sup>th</sup> Ave and W Gulf Blvd |                      |              |     |              |     | CST          | 40  |              |     | CST          | 60  |

CST = Construction; DGN = Design

## **Appendix**



## INDEX OF ABBREVIATIONS

### LOCAL WORK ITEM CODES

|      |                                       |      |  |      |                                     |
|------|---------------------------------------|------|--|------|-------------------------------------|
| 10XX | Pinellas County<br>(Local Funding)    | 11XX | Indian Shores<br>(Local Funding)         | 19XX | Redington Shores<br>(Local Funding) |
| 20XX | Belleair<br>(Local Funding)           | 12XX | Kenneth City<br>(Local Funding)          | 21XX | Safety Harbor<br>(Local Funding)    |
| 30XX | Belleair Beach<br>(Local Funding)     | 13XX | Largo<br>(Local Funding)                 | 22XX | Seminole<br>(Local Funding)         |
| 40XX | Belleair Bluffs<br>(Local Funding)    | 14XX | Madeira Beach<br>(Local Funding)         | 23XX | South Pasadena<br>(Local Funding)   |
| 50XX | Belleair Shores<br>(Local Funding)    | 15XX | North Redington Beach<br>(Local Funding) | 24XX | St. Petersburg<br>(Local Funding)   |
| 60XX | Clearwater<br>(Local Funding)         | 16XX | Oldsmar<br>(Local Funding)               | 25XX | St. Pete Beach<br>(Local Funding)   |
| 70XX | Dunedin<br>(Local Funding)            | 17XX | Pinellas Park<br>(Local Funding)         | 26XX | Tarpon Springs<br>(Local Funding)   |
| 80XX | Gulfport<br>(Local Funding)           | 18XX | Redington Beach<br>(Local Funding)       | 27XX | Treasure Island<br>(Local Funding)  |
| 90XX | Indian Rocks Beach<br>(Local Funding) |      |  |      |                                     |

|      |  |      |                                       |
|------|--|------|---------------------------------------|
| ACAN | Advance Construction Any Area              | BNIR | Intrastate R/W and Bridge Bonds       |
| ACBR | Advance Construction (BRT)                 | BNPK | Amendment 4 Bonds                     |
| ACCM | Advance Construction (CM)                  | BRAC | Federal Bridge Replacement            |
| ACEM | Earmarks AC                                | BRP  | State Bridge Replacement              |
| ACEN | Advance Construction (EBNH)                | BRRP | State Bridge Repair And Rehab         |
| ACEP | Advance Construction (EBBP)                | BRT  | Fed Bridge Repl – On System           |
| ACER | Advance Construction (ER)                  | BRTD | Fed Bridge Repl - Discretionary       |
| ACIM | Advance Construction (IM)                  | BRTZ | BRT (AC/Regular)                      |
| ACNH | Advance Construction (NH)                  | BU   | Db, Urban Areas > 200K                |
| ACNP | Advance Construction (NHPP)                | CAAA | Clean Air Act Amendments of 1990      |
| ACNR | Ac Nat Hwy Perform Resurfacing             | CFA  | Contractor Funds Advance              |
| ACSA | Advance Construction (SA)                  | CMAQ | Congestion Mitigation and Air Quality |
| ACSB | AC for SABR – STP Bridges                  | CIGP | County Incentive Grant Program        |
| ACSE | Advance Construction (SE)                  | CIGR | CIGP for Growth Management            |
| ACSH | Advance Construction (SH)                  | CM   | Congestion Mitigation – ACQ           |
| ACSL | Advance Construction (SL)                  | COE  | Corp of Engineers (Non-Budget)        |
| ACSN | Advance Construction (SN)                  | D    | Unrestricted State Primary            |
| ACSP | Advance Construction (SP)                  | DART | Dial-A-Ride Transit                   |
| ACSS | Advance Construction (SS)                  | DC   | State Primary PE Consultants          |
| ACSU | Advance Construction (SU)                  | DDR  | District Dedicated Revenue            |
| ACTA | AC-Trans Alternatives Any Area             | DDRF | Dist Dedicated Rev Matching Fund      |
| ACTL | Trans Alternatives <200K                   | DEM  | Environmental Mitigation              |
| ACTN | AC-Trans Alternatives <5K                  | DEMW | Environmental Mitigation-Wetlands     |
| ACTU | AC-Trans Alternatives >200K                | DEP  | Depart of Environmental Protection    |
| ADA  | Americans with Disabilities Act            | DER  | Emergency Relief – State Funds        |
| ATMS | Advanced Transportation Management Systems | DFTA | Fed Pass - Through \$ From FTA        |
| AE   | Annual Element                             | DI   | St.-S/W Inter/Intrastate Hwy          |
| BA   | Donor Bonus, Any Area                      | DIH  | State In-house Product Support        |
| BL   | Db, Areas <= 200k                          | DIOH | State 100% - Overhead                 |
| BNBR | Amendment 4 Bonds (Bridges)                | DIRS | Advanced Acquisition - Intra. Corr.   |
| BNCA | Bond - Controlled Access                   | DIS  | Strategic Intermodal System           |
| BNDS | Bond – State                               | DRI  | Development of Regional Impact        |
|      |  | DIRT | State Funds Used on Tpk               |

|      |                                 |      |                                      |
|------|---------------------------------|------|--------------------------------------|
| DITS | Statewide ITS                   | EPA  | Environmental Protection Agency      |
| DL   | Local Funds - PTO – Budgeted    | ER05 | Hurricanes 2005                      |
| DPTO | State PTO                       | ER06 | Hurricanes 2006                      |
| DRA  | Rest Areas – State 100%         | ER07 | Natural Disasters 2007               |
| DS   | State Primary Highways and PTO  | ER08 | Hurricanes 2008                      |
| DSB  | Pri Consult/Reimbursed by bonds | ER09 | 2009 Emergency Relief Events         |
| DSB0 | Unallocated to Facility         | ER10 | 2010 Emergency Relief Events         |
| DSB1 | Skyway                          | ER13 | 2013 Emergency Relief Events         |
| DSB2 | Everglades Pkwy/Alligator Alley | F001 | Federal Discretionary – US 19        |
| DSB3 | Pinellas Bayway                 | F002 | Corridors/Borders – US 19            |
| DSB4 | Miami-Dade Expressway Authority | F003 | I-75 Discretionary                   |
| DSB5 | Beeline East                    | F004 | Corridors/Borders – Boca Raton       |
| DSB6 | Tampa-Hillsborough Expr Auth    | F330 | Sec 330 STP Earmarks 2003            |
| DSB7 | Mid-Bay Bridge Authority        | FAA  | Federal Aviation Administration      |
| DSB9 | Santa Rosa County               | FBD  | Ferryboat Discretionary              |
| DSBB | Orlando-Orange Co. Expr. Sys.   | FCO  | Primary/Fixed Capital Outlay         |
| DSBC | Garcon Point Bridge             | FD21 | FDM-Dodge Island Tunnel              |
| DSBD | I-95 Express Lanes              | FDOT | Florida Department of Transportation |
| DSBE | Emerald Coast Bridge Authority  | FEDR | Federal Research Activities          |
| DSBF | I-595                           | FEMA | Fed Emergency Mgt Assistance         |
| DSBT | Turnpike                        | FFTF | Federal Forfeiture Trust Fund        |
| DSB0 | Unallocagted to Facility        | FGWB | Fixed Guideway Bond Projects         |
| DSB3 | Pinellas Bayway                 | FHWA | Federal Highway Administration       |
| DSF  | State Primary Matching Fund     | FHPP | Federal High Priority Projects       |
| DU   | State Primary/Federal Reim      | FLEM | FL Div of Emergency Management       |
| DWS  | Weigh Stations-State 100%       | FMA  | Federal Maritime Administration      |
| EB   | Equity Bonus                    | FPN  | Financial Project Number             |
| EBBP | Equity Bonus – Bridge           | FRA  | Federal Railroad Administration      |
| EBNH | Equity Bonus - NH               | FRAD | FRA Grant Payback                    |
| EBOH | Equity Bonus- Overhead          | FRM4 | STP, Earmarks - 2004                 |
| EM09 | GAA Earmarks FY 2009            | FRM6 | Highway Priority Projects            |
| EM10 | GAA Earmarks FY 2010            | FSDU | Fed Stimulus, FTA Reimb              |
| EM11 | GAA Earmarks FY 2011            | FSF1 | Fed Stimulus, S/W Managed            |

|       |                                       |       |  |   |
|-------|---------------------------------------|-------|--|---|
| FSFB  | Fed Stimulus, Ferry Boat Disc         |       |  | Efficiency Act of 1991  |
| FSSD  | Fed Stimulus, Discretionary           | IRR   |  | Indian Reservation Roads  |
| FSSE  | Fed Stimulus, Enhancement             | ITS   |  | Intelligent Transportation Systems                              |
| FSSL  | Fed Stimulus, Areas <= 200K           | IVH   |  | Intelligent Vehicle Highway Sys                                 |
| FSSN  | Fed Stimulus, Non-Urban               | LF    |  | Local Funds   |
| FSSU  | Fed Stimulus, Urbn Areas > 200K       | LFBN  |  | Processing Tool to Hold Bond<br>Budget Until end of Fiscal Year |
| FTA   | Federal Transit Administration        |       |  | "LF" for STTF Utility Work                                      |
| FTAD  | FTA Funds Comm. By TD Comm.           | LFD   |  | Local Fund - for Matching F/A                                   |
| FTAT  | FHWA Transfer to FTA (non-bud)        | LFF   |  | Local Funds Interest Earned                                     |
| F001  | Fed. Discretionary – US 19            | LFI   |  | Local Funds not in Escrow                                       |
| F002  | Corridors/Borders – US 19             | LFNE  |  | Local Funds for Participating                                   |
| F003  | I-75 Discretionary                    | LFP   |  | Local Funds/Reimbursable  |
| GMR   | General Revenue for SIS               | LFR   |  | Local Fund Reim.-Future   |
| GR08  | Gen Rev. Projects for 2008 GAA        | LFRF  |  | Local Funds Unforseen Work                                      |
| GRSC  | General Revenue for SCOP              | LFU   |  | Highway Infrastructure - 2010                                   |
| GR08  | General Revenue Projects for 2008 GAA | LHIP  |  | Local Reimbursable-Small Cnty                                   |
| HP    | Federal Highway Planning              | LRSC  |  | Long Range Transportation Plan                                  |
| HPAC  | HP (AC/Regular)                       | L RTP |  | Min. Allocation (any area)                                      |
| HPP   | High Priority Projects                | MA    |  | Min. Alloc. Bridges (non-BRT)                                   |
| HR    | Federal Highway Research              | MABP  |  | Min. Alloc. Bridges (BRT)                                       |
| HRRR  | High Risk Rural Road                  | MABR  |  | Min. Alloc. (NH)  |
| HSP   | Highway Safety Program                | MANH  |  | Motor Carrier Safety Assist.                                    |
| HSR   | High Speed Rail Corr Sec.1010         | MCSA  |  | Motor Carrier Safety Grant                                      |
| HSRS  | High Speed Rail Stimulus (FRA)        | MCSG  |  | Minimum Guarantee   |
| I     | Fed Interstate/State Primary          | MG    |  | Min. Guarantee Bridge Program                                   |
| IBRC  | Innovative Bridge Res & Const         | MGBP  |  | Minimum Guarantee for NH  |
| IM    | Interstate Maintenance                | MGNH  |  | MA Areas <= 200k  |
| IFLA  | I Florida                             | ML    |  | MA Urban Areas > 200k   |
| IMAC  | IM (AC/Regular)                       | MU    |  | Metropolitan Planning Organization                              |
| IMD   | Interstate Maintenance Discret        | MPO   |  | National Ambient Air Quality Standards                          |
| INS   | Insurance                             | NAAQS |  | National Corridor Plan and Dev                                  |
| INST  | Insurance - Turnpike                  | NCPD  |  | Principal Arterials   |
| ISTEA | Intermodal Surface Transportation     | NH    |  |   |

|      |   |      |  |
|------|---|------|--|
| NHAC | NH (AC/Regular)                             | RHP  | Rail-Highway Xings – Prot. Dev.            |
| NHBR | National Highways Bridges                   | S112 | STP, Earmarks – 2006                       |
| NHEX | National Perform Prog. Exempt               | S115 | STP, Earmarks – 2004                       |
| NHPP | IM, Brdg Repl, Natnl Hwy-MAP-21             | S117 | STP Earmarks – 2005                        |
| NHRE | Nat. Hwy. Perform - Resurfacing             | S125 | STP Earmarks - 2009                        |
| NHTS | National Hwy Traffic Safety                 | S126 | Belleair Cswy Bridge Replace               |
| NSTP | New Starts Transit Program                  | S129 | STP Earmarks - 2008                        |
| OST  | Office of the Secretary                     | SA   | STP, Any Area                              |
| PATS | Pinellas Area Transportation Study          | SABR | STP, any area                              |
| PD&E | Project Development and Environmental Study | SAFE | Secure Airports for FL Economy             |
| PKBD | Turnpike Master Bond Fund                   | SB   | Scenic Byways                              |
| PKCF | Turnpike STTF Carry forward                 | SBPF | Safety Belt Performance - FHWA             |
| PKER | TPK Maintenance Reserve-ER                  | SBPG | Safety Belt Performance Grants             |
| PKLF | Local Support for Tpk                       | SCOP | Small County Outreach Program              |
| PKM1 | Tpk Toll Maintenance                        | SCRA | Small County Resurfacing                   |
| PKMT | Central Florida Beltway Trust Fund          | SE   | STP, Enhancement                           |
| PKOH | Tpk Indirect Costs                          | SED  | State Economic Development                 |
| PKYI | Tpk Improvement                             | SH   | STP, Hazard Elimination                    |
| PKYO | Tpk Toll Collection/Operation               | SIB1 | State Infrastructure Bank                  |
| PKYR | Tpk Maintenance Reserve                     | SIBG | SIB funds – Growth Management              |
| PL   | Metro Plan (85% FA; 15% other)              | SIP  | State Implementation Plan                  |
| PLAC | Metro Plan – AC/Regular                     | SIS  | Strategic Intermodal System                |
| PLER | Planning – Emergency Relief                 | SL   | STP, Areas < 200k                          |
| PLH  | Forest Highways                             | SN   | STP, Mandatory, Non-Urban                  |
| PLHD | Public Lands Highway Discr.                 | SP   | STP, RR Protective Devices                 |
| PORB | PORT funds returned from bonds              | SPAC | STP, RR Prot. Devices (AC,Reg)             |
| PORT | Seaports                                    | SR   | STP, RR Hazard Elimination                 |
| PSTA | Pinellas Suncoast Transit Authority         | SR2E | Safe Routes – Either                       |
| RBRP | Reimbursable BRP Funds                      | SR2N | Safe Routes to School – Non-Infrastructure |
| RECT | Recreational Trails                         | SR2S | Safe Routes to School - Infrastructure     |
| RED  | Redistr. of FA (SEC 1102F)                  | STP  | Surface Transportation Program             |
| RHH  | Rail-Highway Xings – Hazard                 | SS   | STP, Safety                                |
|      |   | SSM  | Federal Support Services/Minority          |