



**Transportation
Improvement Program (TIP)**

Fiscal Years 2014/15 through 2018/19

FALL UPDATE

Pinellas County Metropolitan Planning Organization

Adopted June 11, 2014
Amended November 12, 2014

Prepared by the Pinellas County Planning and Development Services
Department for the Pinellas Area Transportation Study





TRANSPORTATION IMPROVEMENT PROGRAM 2014 FALL UPDATE

**FISCAL YEARS
2014/15 - 2018/19**

**Adopted June 11, 2014
Amended November 12, 2014**

***Pinellas County
Metropolitan Planning Organization
310 Court Street
Clearwater, FL 33756
Phone: (727) 464-8200
Fax: (727) 464-8201***

MPO Web Site: <http://www.pinellascounty.org/mpo>

This project has been developed in compliance with Title VI of the Civil Rights Act of 1964 and other federal and state nondiscrimination authorities. Neither FDOT nor this project will deny the benefits of, exclude from participation in, or subject to discrimination to anyone on the basis of race, color, national origin, age, sex, disability, or family status.

Funding for this report may have been financed in part through grant[s] from the Federal Highway Administration and Federal Transit Administration, U.S. Department of Transportation, under the State Planning and Research Program, Section 505 [or Metropolitan Planning Program, Section 104(f)] of Title 23, U.S. Code. The contents of this report do not necessarily reflect the official views or policy of the U.S. Department of Transportation.

PINELLAS COUNTY
METROPOLITAN PLANNING ORGANIZATION

Commissioner Karen Seel
Chairman

Councilman Jim Kennedy
Vice Chairman

Commissioner Harriet Crozier
Secretary/Treasurer

Mayor Sandra Bradbury
Commissioner Charlie Justice
Commissioner Julie Ward Bujalski
Mayor Dave Eggers

Councilmember Doreen Hock-DiPolito
Councilmember Wengay Newton
Mayor David Archie
Commissioner Kenneth Welch

PINELLAS COUNTY PLANNING AND DEVELOPMENT SERVICES DEPARTMENT

Sarah E. Ward
Interim MPO Executive Director

FLORIDA DEPARTMENT OF TRANSPORTATION

Debbie Hunt (Non-voting Advisor)
Transportation Development Director, FDOT District Seven

**PINELLAS COUNTY METROPOLITAN PLANNING ORGANIZATION
TRANSPORTATION IMPROVEMENT PROGRAM
Fiscal Year 2014/15 – 2018/19**

TABLE OF CONTENTS

TABLE OF CONTENTS	i	Federally Obligated Transit Projects.....	5-2
ENDORSEMENT	ii	FDOT Federally Obligated Projects.....	5-3
CERTIFICATION STATEMENT	iii	SECTION 6: TRANSPORTATION DISADVANTAGED PROGRAM	6-1
ACRONYMS AND DEFINITIONS	iv	SECTION 7: PUBLIC TRANSPORTATION WORK PROGRAM	
INTRODUCTION	ix	Introduction.....	7-1
SECTION 1: EXECUTIVE SUMMARY	1-1	Albert Whitted Airport.....	7-2
SECTION 2: PROJECT PRIORITY LISTS		Clearwater Airpark.....	7-3
Tampa Bay Transportation Management Area		Port of St. Petersburg.....	7-4
Transportation Alternatives Program.....	2-1	St. Pete Clearwater International Airport.....	7-5
Local Transportation Alternatives Program.....	2-2	Pinellas Suncoast Transit Authority (PSTA).....	7-6
Surface Transportation Program.....	2-9	Pasco County Transit.....	7-8
Congestion Management Process.....	2-10	FTA Section 5310 Program.....	7-9
SECTION 3: FDOT FIVE-YEAR WORK PROGRAM		Tampa Bay Area Regional Transportation Authority (TBARTA).....	7-10
Pinellas County Five-Year Work Program Maps and Project Summary Tables		SECTION 8: PINELLAS COUNTY WORK PROGRAM	
Pinellas County Five-Year Work Program.....	3-1	Pinellas County Work Program Maps and Project Summary Tables	
SECTION 4: PINELLAS COUNTY FINANCIAL PLAN	4-1	Pinellas County Work Program.....	8-1
SECTION 5: OBLIGATED FEDERALLY FUNDED PROJECTS		SECTION 9: MUNICIPAL WORK PROGRAMS	
Introduction.....	5-1	Municipal Work Program Map	
		Municipal Work Programs.....	9-1
		Appendix	
		Index of Abbreviations.....	A1

PINELLAS COUNTY METROPOLITAN PLANNING ORGANIZATION
TRANSPORTATION IMPROVEMENT PROGRAM
FISCAL YEARS 2014/2015 THROUGH 2018/2019
ENDORSEMENT

This document was prepared by the Pinellas County Planning and Development Services Department in cooperation with the Florida Department of Transportation, the Pinellas County Department of Environment and Infrastructure, the Pinellas Suncoast Transit Authority, local airport operators, and the twenty-four incorporated municipalities.

Preparation of this document was financed in part by the United States Department of Transportation under the Moving Ahead for Progress in the 21st Century (MAP-21) Act of 2012.

The Pinellas County Metropolitan Planning Organization (MPO) at its regular meeting of June 11, 2014 endorsed the FY 2014/2015 through FY 2018/2019 Pinellas Area Transportation Study Transportation Improvement Program (TIP), including the Annual Element and supporting documentation, as contained on the pages which follow. This Transportation Improvement Program represents information from the Florida Department of Transportation's State Work Program covering Fiscal Years FY 2014/2015 through FY 2018/2019 together with existing FY 2013/2014 project funding from Pinellas County, and the municipalities and transportation providers within Pinellas County.

Further, it is hereby certified that the planning process of the Pinellas Area Transportation Study is being carried out in conformance with requirements listed under the following provisions: 23 CFR 450.332(b); 23 U.S.C 134; and F.S. 339.175.

This certification determination is being made on the basis of an in-depth review, utilizing a checklist provided by FDOT and covering all aspects of the transportation planning process in this urbanized area.




Karen Seel, Chairman
Pinellas County
Metropolitan Planning Organization

CERTIFICATION STATEMENT

The Pinellas County Metropolitan Planning Organization (MPO), at its regular meeting of June 11, 2014, endorsed its FY 2014/2015 through FY 2018/2019 Pinellas Area Transportation Study Transportation Improvement Program (TIP), including the Annual Element and supporting documentation, as contained on the pages within this document. This document now represents the FY 2014/2015 through FY 2018/2019 adopted Transportation Improvement Program.

Further, it is certified that the planning process of the Pinellas Area Transportation Study is being carried on in conformance with the provisions of 23 CFR 450.334 (b).

This certification determination is being made on the basis of an in-depth review, utilizing a checklist provided by FDOT and covering all aspects of the transportation planning process in this urbanized area.



Karen Seel, Chairman
Pinellas County
Metropolitan Planning Organization

ACRONYMS & DEFINITIONS

ATMS – Advanced Traffic Management System

ATMS is the application of technology to manage traffic more efficiently and safely. ATMS applications improve traffic flow through signal coordination, improved maintenance of traffic signals, and improved incident management. ATMS is a component of Intelligent Transportation Systems (ITS).

BPAC – Bicycle Pedestrian Advisory Committee

The BPAC is an advisory committee that advises the MPO in the process of planning and developing bicycle and pedestrian facilities and promoting bicycling and walking in Pinellas County. The BPAC is comprised of representatives of various government agencies, law enforcement officials and private citizens. Members are appointed by the MPO and represent the county's municipalities as well as the county as a whole. The BPAC meets monthly in the County Planning Department Conference Room.

CAC – Citizens Advisory Committee

The CAC is an advisory committee that assists the MPO by providing input to the transportation planning process that reflects citizens' views and interests. The CAC members, who represent the county's municipalities and the county as a whole, are appointed by the MPO. The CAC meets monthly in the County Planning Department Conference Room.

CMAQ – Congestion Mitigation and Air Quality Program

The CMAQ Program provides a flexible funding source for State and local governments to support transportation projects and programs that help improve air quality and reduce traffic congestion. This funding is intended for "non-attainment" and "maintenance" areas to comply with the State Implementation Plan (SIP) and National Ambient Air Quality Standards (NAAQS).

CMP – Congestion Management Process

The CMP is a systematic approach emphasizing effective management of existing transportation facilities through the use of small-scale physical and operational improvements on congested facilities and facilities with high crash rates where major capacity improvements are not an option due to physical or policy constraints.

FAC – Florida Administrative Code

The FAC is a compilation of the rules and regulations of state agencies that have been filed with the Department of State pursuant to the provisions of Chapter 120, Florida Statutes.

FDOT – Florida Department of Transportation

The FDOT is an agency that is granted legislative authority to develop and maintain state transportation facilities and services.

FHWA – Federal Highway Administration

The FHWA is an agency that develops regulations, policies and guidelines to ensure that the nation's highway system provides safe, reliable and effective transportation. The FHWA also allocates funding for capital projects and urban planning activities.

FTA – Federal Transit Administration

The FTA is a federal agency that develops policy on public transit issues and allocates capital and operating funds for public transit projects and urban planning activities.

ITS – Intelligent Transportation Systems

Intelligent transportation systems encompass a broad range of advanced technology applications for managing transportation facilities and services. These include electronic message signs on roadways, electronic fare payment on buses, closed circuit cameras used to monitor traffic conditions and synchronization of traffic signals.

ITS Committee - Intelligent Transportation Systems Committee

The ITS Committee is an advisory committee formed by the MPO including technical representatives from various governmental agencies, law enforcement personnel, elected officials, and private citizens. The ITS Committee assists in the coordinating of planning and deployment of the ITS program.

LCB – Local Coordinating Board

The LCB was formed by the MPO, pursuant to Rule 41-2, F.A.C., as the policy and oversight board for the MPO Transportation Disadvantaged Program. It consists of 15 members representing private and non-profit transportation providers, PSTA, social service agencies and private citizens.

LOS – Level of Service

A quantitative measure of roadway performance expressed in letter grades ranging from A through F, with A roads operating under optimum free-flow conditions and F roads operating under the most deficient conditions characterized by forced-flow traffic with considerable delays.

LRTP – Long Range Transportation Plan

A long-range (20-25 year) strategy and capital improvement program developed to guide decision making regarding the investment of public funds in transportation facilities for all principal modes of transportation, including automobile, bicycle, air, rail, transit buses, surface freight, and pedestrian travel.

MAP-21 – Moving Ahead for Progress in the 21st Century Act

MAP-21 is the 2012 federal surface transportation legislation (Public Law 112-141) that authorized federal-aid highway and transit programs. MAP-21 sets forth funding and associated requirements for the MPOs and transportation improvement projects. The Act took effect on October 1, 2012, replacing the 2005 federal surface

transportation legislation known as the Safe Accountable Flexible Efficient Transportation Equity Act – A Legacy for Users.

MPO – Metropolitan Planning Organization

The MPO is an agency created under federal and state law to provide a forum for cooperative decision-making in regard to regional transportation issues. Membership includes elected and appointed officials representing local jurisdictions and transportation agencies. The PPC and MPO boards were consolidated into a single countywide board in 2014, and the newly unified MPO/PPC board held its first meeting on September 10, 2014.

NAAQS – National Ambient Air Quality Standards

The NAAQS establish federal standards for six principal pollutants considered harmful to public health and the environment.

PPC – Pinellas Planning Council

The PPC provides a forum for representatives of Pinellas County's 24 cities and towns, the unincorporated county, and the Pinellas County School Board to address countywide land use issues. The thirteen members (some representing groups of communities) provide policy advice and recommendations to the Board of County Commissioners, who are authorized by the county charter to act as the Countywide Planning Authority (CPA). The PPC and MPO boards were consolidated into a single countywide board in 2014, and

the newly unified MPO/PPC board held its first meeting on September 10, 2014.

PSTA – Pinellas Suncoast Transit Authority

The PSTA is the primary provider of public transportation services in Pinellas County.

PTSTF – Pinellas Trail Security Task Force

The PTSTF is an advisory committee formed by the MPO composed of law enforcement officials and county staff. This Task Force monitors and addresses issues related to safety on the Pinellas Trail.

Regional Transportation Analysis (RTA) Traffic Demand Model

The RTA is a state sponsored modeling program used to forecast traffic volumes and to simulate future travel conditions for personal and commercial vehicles and public transit in FDOT District 7.

SIS – Strategic Intermodal System

The SIS is a transportation system comprised of facilities and services of statewide and interregional significance. It includes the State's largest and most significant commercial service airports, spaceport, deepwater seaports, freight rail terminals, rail corridors, waterways and highways.

STP – Surface Transportation Program

The STP is one of the key funding programs in MAP-21. The STP provides funds for capital projects that may include pedestrian and bicycle as well as road

improvements. STP funds received through the Pinellas County MPO are used primarily to fund major road projects.

SRTS – Safe Routes to School Program

The SRTS Program helps communities address school transportation needs while encouraging more students to walk or bicycle to school. The SRTS Program provides funding for projects such as sidewalks, shared-use paths, flashing beacons and median refuge islands. SRTS guidelines require that proposed projects meet an identified need that is preventing children from walking or biking safely to and from school. The SRTS Program became part of the Transportation Alternatives (TA) Program under MAP-21 in October 2012.

STSC – School Transportation Safety Committee

The STSC is an advisory committee formed by the MPO and composed of local elected officials and school board members. This committee addresses school related transportation access and safety issues and improvement of communication and coordination between transportation agencies and the Pinellas County School Board.

TAC – Transit Advisory Committee

The TAC is an advisory committee of the PSTA. It is comprised of passengers and interested citizens that provide ongoing input to PSTA staff and the PSTA Board on service enhancement priorities and proposed service and fare modifications.

TAP – Transportation Alternatives Program

The Transportation Alternatives Program provides funding for programs and projects defined as transportation alternatives, including pedestrian and bicycle facilities, infrastructure projects for improving non-driver access to public transportation and enhanced mobility. Under MAP-21, the Transportation Enhancements (TE) Program was replaced by the TAP. The Recreational Trails, and Safe Routes to Schools programs were also placed under the TAP under MAP-21.

TCC – Technical Coordinating Committee

The TCC is an advisory committee that provides input on plans and programs of the MPO. It is comprised primarily of planners and engineers from local agencies and governments. The TCC meets monthly in the County Planning Department Conference Room.

TDP – Transit Development Plan

The TDP is PSTA's planning, development and operational guidance document used in creating the mass transit element for the MPO's Transportation Improvement Program and the FDOT's Five-Year Work Program. It is consistent with applicable approved local government comprehensive plans and the MPO's long range plan.

TMA – Transportation Management Area

Urbanized areas with populations of over 200,000 are designated as TMAs. This subjects it to planning requirements under MAP-21. The Tampa Bay TMA

encompasses a population of approximately 2,441,770 people and includes portions of Hillsborough and Pasco counties and nearly all of Pinellas County. Transportation plans and programs within a TMA must be based on a continuing and comprehensive planning process carried out by the MPO in cooperation with the state and the local transit operator. It must include a congestion management process and be certified by FHWA and FTA.

TMA Leadership Group

The TMA Leadership Group is advisory to the MPOs in the Tampa Bay TMA and consists of nine voting members who are elected officials from Hillsborough, Pasco and Pinellas MPOs as well as non-voting technical advisors from the Florida Department of Transportation, District 7, and the Tampa Bay Area Regional Transportation Authority (TBARTA). It is responsible for coordinating planning activities and addressing issues affecting Hillsborough, Pasco and Pinellas County. The principal roles of the Leadership Group are to foster a consensus on regional transportation priorities and represent the TMA with a unified voice in discussions with state and federal agencies on transportation and funding matters. Meetings of the Tampa Bay TMA Leadership Group are held approximately every other month on the first Friday, 9:30 am, 4030 West Boy Scout Boulevard (6th Floor) in Tampa, Florida.

Introduction

The Pinellas Area Transportation Study (PATS) Transportation Improvement Program (TIP) is developed and updated annually as part of the Pinellas Area Transportation Study Certification Process. Preparation and maintenance of the TIP is one of several prerequisites for continued receipt of federal assistance for transportation improvements. The contents of this TIP were developed consistent with requirements from the MAP-21 Act. In accordance with requirements published in the Federal Register, (regarding application of 23 CFR 450), all projects to be funded under Title 23, U.S.C. must be included within the TIP.

On July 6, 2012, President Barack Obama signed into law a new two-year transportation authorization entitled Moving Ahead for Progress in the 21st Century (MAP-21) Act which took effect on October 1, 2012. MAP-21 builds on many of the transportation programs and policies that existed under the Safe Accountable Flexible and Efficient Transportation Equity Act – A Legacy for Users (SAFETEA-LU) of 2005. Map-21 also established a performance-based multimodal program to address the many challenges facing the U.S. transportation system. Additional information about this legislation and how it affects the TIP is available at <http://www.fhwa.dot.gov/map21/guidance/index.cfm>.

The TIP contains project descriptions of transportation improvements of local governments, the Florida Department of Transportation (FDOT), the Pinellas Suncoast Transit Authority (PSTA), the Tampa Bay Area Regional Transportation Authority (TBARTA), the local airports and the Port of St. Petersburg. The TIP also lists the project descriptions recommended through the MPO's Congestion Management Process and of the Long Range Transportation Plan (LRTP). It is developed through a continuing, comprehensive and coordinated effort involving the FDOT, local jurisdictions, PSTA, and the MPO. The FDOT Five-Year Work Program is the primary source for the Interstate, State Highway System, Public Transportation and Transportation Disadvantaged Program portions of the TIP. Input on the data assembled for the TIP is provided through the MPO's advisory committees, whose members include private citizens and representatives of local governments and other public agencies.

The Newly Modified Work Program

Beginning with the fiscal year (FY) 2012/13-2016/17 TIP, FDOT made modifications to the format and content of the FDOT Work Program located in section three of this document. The main purpose of these modifications was to increase transparency by showing an estimate of total project cost for all phases of transportation projects as required under MAP-21 in 23 C.F.R. 450.324(e).

In order to show the total project cost, three new columns were added to the FDOT Work Program. The first new column is labeled “< 2015”. This column shows historical costs, which are the costs of project phases in years prior to the five years covered by the Work Program. The second new column is labeled “>2019” and contains the cost of project phases beyond the current five years covered by the FDOT Work Program. The third new column is labeled “All Years” and is intended to show a project’s total cost, including costs associated with the current, prior and subsequent year TIPs. However, it should be noted that subsequent year costs are only shown for Strategic Intermodal System (SIS) projects.

How Do I Get to Full Project Cost and Other Project Details?

Projects on the Strategic Intermodal System (SIS)

The normal project production sequence is to have a Project Development and Environment (PD&E) phase, a Design (PE) phase, a Right of Way (ROW) phase and a Construction (CST) phase. Some projects may not have a ROW phase if land is not needed to complete the project. Costs on the TIP pages for projects on the SIS will have historical costs, five years of the current TIP and five years beyond the current TIP, which may or may not be the total project cost. If there is no CST phase on the TIP page, then the entry will probably not be reflective of the total project cost. For some projects, such as resurfacing, safety or operational projects, there may not

be a total cost provided but rather additional details on that program. All projects on the SIS will have an SIS identifier on the TIP page (See example on Page xi).

For costs beyond the ten year window, access to the LRTP is provided. The link to the LRTP is <http://www.pinellascounty.org/mpo/LRTP/LRTP.pdf>. The LRTP reference on the TIP page provides the information necessary to locate the full project costs and/or additional details regarding the project in the LRTP (See example on Page xi). The LRTP reference for each project has been hyperlinked to take users directly to the applicable page of the LRTP.

**Example of a TIP Page in the State Work Program
with a Strategic Intermodal System (SIS) Project**

Fund	<2015	2015	2016	2017	2018	2019	>2019	All Years
Item Number: 4337971 Project Description: US 19 (SR 55) FROM N OF NEBRASKA AVE TO S OF TIMBERLANE RD *SIS* District: 07 County: PINELLAS Type of Work: ADD LANES & RECONSTRUCT RoadwayID: 15150000 Beginning Section: 27.151 Ending Section: 29.118 Lanes Existing/Improved/Added: 0/ 0/ 2 LRTP: TBL 56, Fig. 21, P2 PRELIMINARY ENGINEERING / MANAGED BY FDOT								
DIH - STATE IN-HOUSE SUPPORT	0	0	7,283,000	0	0	0	0	7,283,000
DIH - STATE IN-HOUSE SUPPORT	1,000	0	0	0	0	0	0	1,000
	1,000	7,283,000	0	0	0	0	0	7,284,000
Project Total:	0	1,000	7,283,000	0	0	0	0	7,284,000
Fund	<2015	2015	2016	2017	2018	2019	>2019	All Years
Item Number: 4337991 Project Description: US 19 (SR 55) FROM N OF CR 95 TO N OF NEBRASKA AVE *SIS* District: 07 County: PINELLAS Type of Work: ADD LANES & RECONSTRUCT RoadwayID: 15150000 Beginning Section: 25.082 Project Length: 1.559 LRTP: TBL 56, Fig. 21, P1 PRELIMINARY ENGINEERING / MANAGED BY FDOT								
ACNP - ADVANCE CONSTRUCTION NHPP	0	0	0	3,338,000	0	0	0	3,338,000
DIH - STATE IN-HOUSE SUPPORT	0	0	1,000	0	0	0	0	1,000
DS - STATE PRIMARY HIGHWAYS & PTO	0	0	0	2,646,000	0	0	0	2,646,000
Item 433799 1 Totals:	0	0	1,000	5,984,000	0	0	0	5,985,000
Project Total:	0	0	1,000	5,984,000	0	0	0	5,985,000

Non-SIS projects

The normal project production sequence for non-SIS projects is to have a PD&E phase, PE phase, ROW phase and a CST phase. Some projects may not have a ROW phase, if land is not needed to complete the project. Costs on the TIP pages for projects not on the SIS will have historical costs and five years of the current TIP, which may or may not be the total project cost. If there is no CST phase on the TIP page, then the entry will probably not be reflective of the total project cost. For some projects, such as resurfacing, safety or operational projects, there may not be a total cost provided but rather additional details on that program.

Total project costs and other project details will be accessible in the TIP for all non-SIS projects in the TIP. All projects not on the SIS will have a non-SIS identifier on the TIP page (See example on Page xiii).

For costs beyond the five year window, access to the LRTP is provided. The link to the LRTP is <http://www.pinellascounty.org/mpo/LRTP/LRTP.pdf>. The LRTP reference on the TIP page provides the information necessary to locate the full project costs and/or additional details regarding the project in the LRTP (See example on Page xiii). LRTP references in the online TIP contain hyperlinks that link directly to the referenced sections of

the LRTP. The link to the online TIP is <http://www.pinellascounty.org/mpo/pdfs/tip.pdf>.

Disclaimer

The total project cost amount displayed in the “all Years” column for each of the federal and state funded projects in the TIP represents ten years of programming in the Florida Department of Transportation’s (FDOT’s) Work Program database for projects on the Strategic Intermodal System (SIS) for fiscal years (FYs) 2014/15-2023/24, and five years of programming in the FDOT Work Program for non-SIS projects (FYs 2014/15-2018/19), plus historical cost information for all projects having expenditures paid by FDOT prior to FY 2014/15.

A more comprehensive view of a particular project’s anticipated total project cost for all phases of the project, is provided in the LRTP. It should be noted, however, that some projects in the FDOT Work Program such as resurfacing, safety or operational projects may not be specifically referenced within the LRTP due to their short-term nature. LRTP references for such projects include applicable goals, objectives or policies (See example on Page xiii). These LRTP references are intended to increase transparency and demonstrate consistency between the LRTP and TIP.

Example of a TIP Page in the State Work Program with Non-SIS Projects

Fund	<2015	2015	2016	2017	2018	2019	>2019	All Years
Item Number: 4229042 Project Description: I-275 (HOWARD FRKL) FROM SR 687 (4TH ST N) TO N OF HOWARD FRANKLAND *SIS* District: 07 County: PINELLAS Type of Work: BRIDGE REPLACEMENT Extra Description: BRIDGE REPLACEMENT - GOES WITH 4229044 RoadwayID: 15190000 Beginning Section: 15.649 Project Length: 4.006 LRTP: Objective 1.11 Ending Section: 19.655 Lanes Existing/Improved/Added: 8/4/0 PRELIMINARY ENGINEERING / MANAGED BY FDOT								
ACBR -ADVANCE	0	0	0	0	0	2,155,000	0	2,155,000
DESIGN BUILD / MAN								
ACBR			0	0				155,737,878
BNBR -			0	0				300,000,000
(BRIDGE			0	0				457,892,878
Project Total:	0	0	0	0	0	457,892,878	0	457,892,878
Fund	<2015	2015	2016	2017	2018	2019	>2019	All Years
Item Number: 4245073 Project Description: SR 60 (CAMPBELL CVDY) FM MCMULLEN BOOTH RD TO HILLSBOROUGH COUNTY LINE *NON-SIS* District: 07 County: PINELLAS Type of Work: ITS FREEWAY MANAGEMENT Extra Description: TAMPA BAY SUNGUIDE PHASE IV RoadwayID: 15040000 Beginning Section: 5.726 Project Length: 3.717 LRTP: TBL 66/68, Fig. 28 Ending Section: 9.443 Lanes Existing/Improved/Added: 6/6/0 PRELIMINARY ENGINEERING / MANAGED BY FDOT								
DIH -STATE IN-HOUSE SUPPORT	0	0	0	0	500	0	0	500
DITS -STATEWIDE IN-HOUSE STATE 100%	0	0	0	0	0	90,000	0	90,000
DESIGN BUILD / MANAGED BY FDOT								
DIH -STATE IN-HOUSE	0	0	0	0	0	321,975	0	321,975
DITS -ST			0	0	0	2,518,913	0	2,518,913
DS -STA			0	0	0	2,105,834	0	2,105,834
			0	0	500	5,036,722	0	5,037,222
Project Total:	0	0	0	0	500	5,036,722	0	5,037,222

LRTP Reference to an Objective

Non-SIS Identifier

LRTP Reference and Hyperlink

Section 1: Executive Summary

Purpose

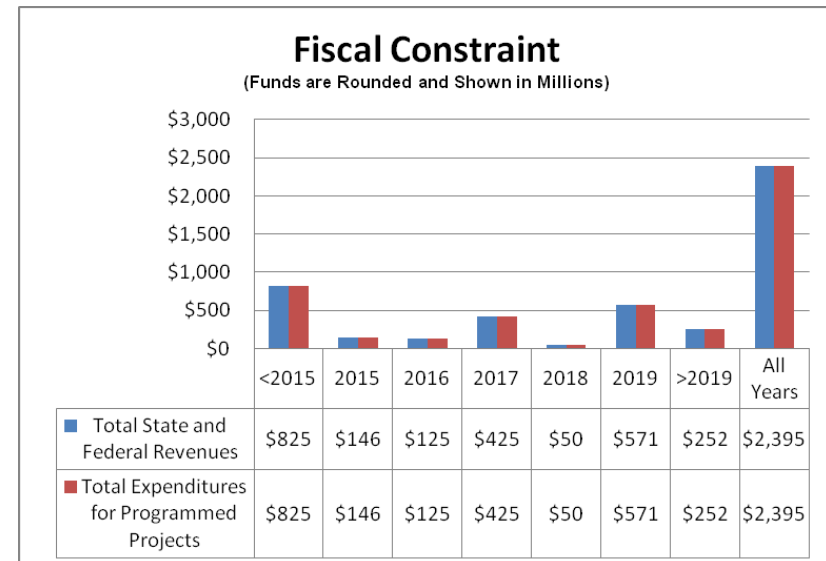
The purpose of this narrative is to provide information to the Federal Highway Administration (FHWA), Federal Transit Administration (FTA), the Florida Department of Transportation (FDOT) and citizens regarding the Transportation Improvement Program (TIP) development process which:

- a. Depicts the Pinellas County MPO's priorities for the expenditure of federal funds for all transportation funding categories by state fiscal year including highway, public transportation, bicycle, pedestrian and transportation enhancement projects;
- b. Provides assurance to the FHWA that the project selection process has been carried out in accordance with federal requirements, Section 134 of Title 23, United States Code (USC), as amended, 23 CFR 450.330(b) (c) and 23 CFR 500, and the Moving Ahead for Progress in the 21st Century (MAP-21) of 2012; and
- c. Demonstrates that the TIP is financially feasible.

The contents of this section include brief descriptions of the project selection process that was used for development of the Pinellas County TIP. The projects included in the State Work Program Element represent Fiscal Years 2014/2015, 2015/2016, 2016/2017, 2017/2018, and 2018/2019 for the purposes of fulfilling federal requirements.

Financial Plan Statement

The projects identified in the TIP are financially constrained, meaning they can be implemented using current and proposed revenue sources. Revenues for state and federally funded projects by year and fund type are shown at the bottom of the table in Section 4. These amounts match the totals for programmed projects listed by year of expenditure at the bottom of the table in Section 3. The chart below shows that total revenues in Section 4 match the total expenditures in Section 3.



Revenue and expenditure estimates in the tables in Sections 3 and 4 must use an inflation rate to reflect year of expenditure dollars and are based on reasonable financial principles and information developed cooperatively by the MPO, State and public

transportation operators as required under 23 CFR 450.234(h). The anticipated revenue sources are, therefore, reasonably expected to be in place when needed. New and unexpected funding may become available from other sources, potentially impacting projects within the TIP.

Consistency with Other Plans

The project selection process used for adoption of the Pinellas County TIP was based upon the requirements of the MAP-21 Legislation of 2012 in effect at the time this TIP was adopted. These requirements included development and adoption of the first four years of the TIP representing fiscal years 2014/2015, 2015/2016, 2016/2017 and 2017/2018 for the FDOT State Work Program.

Regarding project selection, the adopted Pinellas County TIP is consistent with the following FHWA work program development requirements:

- Only major categories of federal funds are included within the TIP. These funds are identified with FDOT codes that are reflected in federal legislation (refer to Appendix);
- The federally funded projects within the TIP have been reviewed and found to be consistent with the MPO priorities as determined through the project selection process;

- The projects selected for the Pinellas County TIP are consistent with FDOT's Work Program;
- Based upon the project selection process and anticipated funding levels between the FDOT, FHWA, and the FTA, the federal funds are reasonably expected to be made available for all projects within the Transportation Project Listings; and
- The listed improvements are consistent with the MPO Long Range Transportation Plan, the local Transit Development Plan, and adopted local government comprehensive plans. The TIP includes locally funded projects as depicted in local government comprehensive plans and will be used in Long Range Transportation Plan (LRTP) updates as required by the State.

Project Priority Statement

As part of the project selection process, all projects included within the TIP are consistent with MPO priorities and the FDOT Work Program. These projects are also consistent with federal requirements. The Pinellas County MPO's State Highway System Priority Lists of Projects in Section 2 are a major consideration in the adoption of the State's work program. These lists represent priority projects for federal funding. The Surface Transportation Program (STP) Project Priority List represents the roadway projects that are considered to be of highest priority for improvement by the MPO. It is the desire of the Pinellas County MPO that priority projects be funded during the first four years of the State

Work Program. Those projects funded during the first four years are shown in the STP Project Priority List also in Section 2.

Public Transportation projects are typically funded through the FTA. The transit projects are included in the State Work Program and identified within the Public Transportation Section of this document.

Project Selection

The federally funded projects included within this TIP were selected in accordance with 23 CFR 450.330(b) (c) and 23 CFR 500, Section 134 of Title 23, United States Code (USC), as amended, and the Moving Ahead for Progress in the 21st Century (MAP-21) Act of 2012. The project selection process is a collaborative effort between the FDOT, the Pinellas County MPO, PSTA, Pinellas County Government, and various municipalities within the urbanized area of the MPO. The outcome of the most recent project selection process resulted in the adoption of the FDOT Work Program FY 2014/15 through FY 2018/19. This process includes the prioritization of projects by the MPO in cooperation with its advisory committees, FDOT and local governments as well as advisory input from the Tampa Bay Transportation Management Area (TMA) Leadership Group.

The Tampa Bay TMA Leadership Group

The TMA Leadership Group consists of nine voting members who are elected officials from Hillsborough, Pasco and Pinellas MPOs as well as non-voting technical

advisors from the Florida Department of Transportation, District 7, and the Tampa Bay Area Regional Transportation Authority (TBARTA). On a regional level, the TMA Leadership Group was developed to focus on developing regional consensus priorities for the Tampa Bay TMA and acts in an advisory role to each of the three MPOs. The group focuses on major cross-county transportation markets and traffic movements and helps the Tampa Bay metropolitan area speak with one voice with regard to regional transportation issues. The TMA Leadership Group developed a project prioritization matrix and is developing a list of regional priority projects for the Tampa Bay TMA.

Road Project Selection Criteria and Prioritization Process for the Surface Transportation Program (STP)

Initial analysis of the STP Project Priority List occurs through the LRTP update process. The Tampa Bay Regional Transportation Analysis (RTA), which forecasts traffic demand, provides the basis for determining transportation improvements needed to meet projected travel demand. Output data produced by the RTA is evaluated in combination with other considerations such as existing traffic congestion, regional connectivity and safety data to develop a preliminary list of priority projects.

A preliminary list of priority projects is compiled by MPO staff and presented to the public through workshops and other outreach efforts as well as to the MPO's advisory committees for review. The advisory committee reviews involve public comment as well as input from professional

engineers, planners, environmental management personnel and school board representatives to determine which projects are most important.

Following review by the committees, the list is presented to the MPO for adoption. Subsequent to MPO action, the list is transmitted to the FDOT District 7 Office for use in the development of their Work Program. The FDOT, in turn, holds annual public hearings on the Work Program via a live webinar presentation over the internet whereby local governments, the MPO, and the public may review and provide comment on the program prior to its adoption. Once FDOT finalizes their Work Program, it is presented to the MPO Board for approval and inclusion in the TIP. The principal criteria used in compiling the priority list for STP projects are described below:

- **Concurrency Management Requirements** – To assist local governments in meeting their concurrency requirements, the MPO considers levels of traffic congestion (volume to capacity ratio and level of service grade) in prioritizing road improvements. Roads operating at peak hour level of service (LOS) E or F (operating under the most deficient conditions characterized by forced-flow traffic with considerable delays) or volume to capacity ratios indicating that the facility is reaching a saturation point in terms of available capacity, are given a higher priority for scheduling capacity improvements;
- **Safety** – This considers the frequency and type of accidents that occur along a particular corridor or intersection to determine needed improvements.

Particular emphasis is placed on school access needs;

- **Impact on Strategic Intermodal System (SIS)** – This includes consideration of facility improvements necessary to improve the operations of the SIS;
- **Emergency evacuation** – This accounts for improvements on roads that are needed to expedite the process of evacuating people in a hurricane event;
- **Regional connectivity/consistency with Regional Long Range Transportation Plan** – The purpose of this criterion is to gauge the need to improve connectivity on the major road network from a regional perspective as well as striving for consistency with the Regional Long Range Transportation Plan;
- **Intermodal access** – Access to facilities that provide for intermodal connections (e.g., roads to airports or seaports, transit terminals) is another criterion considered in prioritizing transportation improvements;
- **Environmental impact** – Consideration is given to the impacts an improvement may have on the natural environment;
- **Goods movement** - The intent of this criterion is to recognize the need to accommodate freight-carrying vehicles, such as heavy trucks and cargo planes in the transportation of goods; and

- Access to major trip generator or activity center – This considers the extent to which a transportation improvement would improve access to destination points that attract a high level of traffic activity (e.g., airport, regional shopping center, major employment center, etc.).

The STP Project Priority List approved by the MPO in 2013 included 13 projects, 11 of which were capacity improvements on major facilities. The STP list approved by the MPO in 2014 included the 13 projects from the previous year. At the time the list was approved, the construction of most of these projects was either underway or scheduled in the TIP. This provided an opportunity for the MPO to expand the list of STP eligible projects to address other transportation needs such as those identified through the MPO Congestion Management Process (CMP). Consequently, the MPO added 6 congestion management operations and safety projects on State Highway System roads to the STP Project Priority List when it was approved in September 2014. In addition, 11 congestion management, operations and safety projects on non-state roads were added to the end of the STP Project Priority List for the purpose of qualifying for funding opportunities other than STP or TA funds. The amended STP Project Priority Lists and additional non-state road projects have been consolidated into one list and are included in Section 2.

Road Project Selection Criteria and Prioritization Process for the Congestion Management Process

Although roadway expansion has traditionally been considered the primary remedy for congestion, it should

be noted that Pinellas County's road building efforts have reached a maturation level. Therefore, it is increasingly important to effectively manage existing transportation facilities. The Pinellas County MPO does this on a countywide level through the Congestion Management Process (CMP).

The CMP prioritization process analyzes all constrained collector and arterial roads within the county, weighting data according to congestion and safety criteria. The CMP is concerned with the functioning of roads, but also looks at the need for alternative transportation improvements that increase the mobility of pedestrians, bicyclists and transit users.

In the LRTP, roadways identified as "constrained" include facilities that will be deficient in the future, even when planned projects are completed. These roadways will not be widened further beyond planned improvements due to physical or policy constraints. These corridors will be analyzed for transit accommodations, operational improvements and other non-capacity enhancements through the CMP.

The CMP uses strategies and performance measures to routinely monitor traffic conditions for roadways in the MPO planning area and recommends appropriate strategies to address traffic congestion occurring on those facilities. Monitoring traffic conditions relies on systemwide traffic counts used to produce the annual roadway level of service report and countywide crash statistics. Data on trails and sidewalks is also monitored to assess travel conditions for bicyclists and pedestrians.

This data is included in the State of the System Report, which is then used to assist in generating and prioritizing CMP projects. The State of the System Report is also used for evaluating the effectiveness of the CMP, itself.

Primary oversight for CMP prioritization activities is the responsibility of the MPO's Intelligent Transportation Systems (ITS) Committee. This committee is tasked with prioritizing areas for operations and management improvements. CMP prioritization is focused specifically on safety and congestion. The MPO developed a [CMP Policies and Procedures Manual](#) in 2014. This document describes the process used to respond to federal and state CMP requirements and also serves as a guideline for future CMP project selection and plan development.

Public Transportation Project Prioritization Process

The Public Transportation Work Program in Section 7 of the TIP includes the capital improvement programs of Clearwater Airpark, Albert Whitted Airport, Port of St. Petersburg, St. Petersburg Clearwater International Airport and the Pinellas Suncoast Transit Authority (PSTA).

The prioritization of projects for the airport and seaport facilities occurs through the local government budgeting processes, including the City of Clearwater for the Airpark, the City of St. Petersburg for the seaport and Albert Whitted Airport and Pinellas County for the St. Petersburg Clearwater International Airport.

The prioritization process of transit projects originates through the development of PSTA's annual Transit

Development Plan (TDP). The TDP provides an assessment of current PSTA services as well as improvement needs over a ten-year period.

The TDP includes a list of major findings and prescribed service delivery enhancements that are based on analyses of route performance, employment growth and ridership trends. In addition, these findings and recommended improvements reflect priorities expressed by the Transit Advisory Committee (TAC) over a ten-year period. The TAC consists of transit users and other interested citizens. Input from passengers and citizens is also collected through market research studies, which identify ridership characteristics and public perceptions about PSTA services and operations. Following the adoption of the TDP in June of each year by the PSTA board, the PSTA prepares its list of capital improvement projects utilizing State and Federal funding (refer to Section 7).

Major Projects from Previous TIP

The Pinellas County MPO adopted its FY 2014/2015–2018/2019 TIP on June 11, 2014. There have been several major projects that have been completed since the adoption of the previous TIP. These include the following:

- Bryan Dairy Road from Starkey Road to 72nd Street, add lanes and reconstruction;
- SR 60/651 (Court St) from east of Missouri Avenue to SR 60 (Gulf-to-Bay Boulevard), resurfacing;
- SR 580 (Main Street) from east of Enterprise Drive to west of Countryside Boulevard, resurfacing;

- SR 590 (Drew Street) from Alt US 19 (SR 595)/Myrtle Avenue to Mariva Avenue, resurfacing;
- SR 682 (Pinellas Bayway Bridge) from east of SR 699 (Gulf Boulevard) to west of SR 679, bridge replacement;
- Park Street Bridge, bridge replacement;
- Fred Marquis Pinellas Trail Rehabilitation - Phase II (Alt US 19/SR 595 from Michigan Blvd to Oceanview Ave), shared use bike path/trail;
- Oldsmar Trail (Phase 1) on Forest Road at Pine Avenue and on Forest Lakes Boulevard at Racetrack Road, shared use bike path/trail; and
- Oldsmar Trail (Phase 4) from R.E. Olds Park to Harbor Palms Nature Park, shared use bike path/trail.

Public Involvement

Public involvement for development of the TIP is implemented primarily through the MPO's network of advisory committees. Prior to its annual adoption, the TIP is reviewed by the Technical Coordinating Committee (TCC) and the Citizens Advisory Committee (CAC). The Bicycle and Pedestrian Advisory Committee (BPAC) reviews elements of the TIP relating to bicycle and pedestrian topics. The Intelligent Transportation Systems (ITS) Committee reviews the CMP and ITS priority projects. Members of all these committees include representatives from state and regional agencies, as well as citizens, law enforcement officials, school board representatives, environmental management staff, transit agency representatives and engineering and planning

staff from the local governments in Pinellas County. These committees provide input and recommendations to the MPO Board.

MAP-21 requires the facilitation of public participation throughout the planning process associated with MPO projects and programs. The MPO schedules public meetings at convenient and accessible times and locations; ensures the adopted TIP and subsequent amendments are available for public viewing on the MPO website; and that it is written and formatted in a manner that is easily understood by the public. MAP-21 also encourages the use of visualization techniques in the development and presentation of the TIP. The MPO developed an [interactive web-based TIP tool](#) that allows the public to query and view TIP project information on a map as well as in tabular form. In 2014, the interactive web-based TIP tool was improved to add photographs and informative pop-up windows summarizing project in the TIP.

Public hearings involving the review/adoption of the TIP are televised live on Pinellas County Connection Television, a local government access channel. Viewers may also watch the live and archived meetings from their computers, using a "Streaming Video" feature, by connecting to links from the MPO or Pinellas County websites. As mentioned on Page 1-4, FDOT holds a public hearing annually via a live webinar presentation over the internet to receive public comments on their draft Work Program. Some important dates for public involvement within the annual TIP development schedule are as follows:

- TIP Project Priority Lists reviewed by advisory committees in the summer;
- TIP Project Priority Lists adopted by MPO in September following public hearing;
- MPO advisory committees review new local government work programs for inclusion in fall update of TIP in October;
- MPO approves fall update of TIP following public hearing in November/December;
- FDOT holds public hearings on its Draft Tentative Work Program in December;
- Advisory committees and MPO review FDOT Draft Tentative Work Program in December / January;
- MPO Advisory committees review FDOT Final Tentative Work Program in May; and
- MPO reviews FDOT Final Tentative Work Program and approves new TIP following public hearing in June.

Certification

The Pinellas County Metropolitan Planning Organization Urban Area Transportation Planning Process is certified according to FHWA and FDOT requirements. The last certification review was conducted in February, 2014.

Conformance with Long Range Transportation Plan

The TIP document was developed in conformance with and as a component of the adopted Pinellas County 2035 Long Range Transportation Plan. All projects represented within the state and local work programs are coordinated in conjunction with future transportation needs and requirements of the Plan.

Transportation Control Measures

Transportation Control Measures (TCMs) represent those projects undertaken by the appropriate public agency to be used in reducing emissions from the transportation network for the Pinellas air quality maintenance area. These measures have been implemented in the past in Pinellas County in order to improve the air quality conformity of the roadway network in conjunction with programmed transportation improvements.

On June 15, 2005, the Tampa Bay airshed, which includes Pinellas County, became an “attainment area”. As such, Pinellas County has not been required to produce conformity reports demonstrating that the TIP conforms to the State Implementation Plan.

However, effective May 12, 2008, the U.S. Environmental Protection Agency (EPA) changed the existing standard for ozone from 85 parts per billion (ppb) to 75 ppb. This change would likely cause Pinellas County to be redesignated as a nonattainment area. On September 16, 2009, EPA announced its intention to re-evaluate this change. In August of 2011, President Obama requested that the EPA withdraw its draft Ozone National Ambient Air Quality Standards. The EPA may ultimately be

allowed to change the existing standard for ozone, which would cause Pinellas County to be redesignated as a nonattainment area. At this time, however, Pinellas County remains an “attainment area” and is not required to produce conformity reports demonstrating that the TIP conforms to the State Implementation Plan.

Transportation Alternatives (TA) Program

The TA Program provides funding for programs and projects defined as transportation alternatives and includes construction of pedestrian and bicycle facilities and infrastructure projects for improving non-driver access to public transportation and enhanced mobility. Scenic easements, landscaping and museum projects, however, are among the projects that were previously eligible under the Transportation Enhancement Program but do not qualify for funding under the TA Program. The following sections discuss the process for identifying and prioritizing projects for TA Program funding. The MPO’s advisory committees continue to play a central role in the review of TA Program projects for prioritization.

TA Program Project Identification

In order to identify candidate projects for inclusion in the Transportation Improvement Program, TA Project Application forms are distributed to implementing jurisdictions. Jurisdictions sponsoring the projects submit completed applications to the MPO and FDOT for review. Sponsoring jurisdictions assume responsibility for maintaining projects after implementation.

Safe Routes to School Project Identification

As previously indicated, the Safe Routes to School (SRTS) Program became part of the TA Program under MAP-21. Therefore, under the new TA Program, SRTS projects must be prioritized and funded through the same process previously used exclusively for enhancement projects. Because the cost of projects on the current TA Program priority list far exceed the amount of available TA funding, the MPO has yet to solicit new SRTS projects. It is expected that the MPO will solicit new SRTS projects after a new application scoring and ranking process is developed in 2015.

After jurisdictions sponsoring new SRTS projects submit completed applications to the MPO and FDOT for review, MPO advisory committees will score and rank new applications, and the MPO will finalize a new priority list no later than September 2015. The resulting TA Program priority list will contain projects previously eligible for both Enhancement and SRTS Program funding.

In 2006, the MPO adopted a set of policy guidelines that included an annual status review of existing projects on the priority list. The review provides for a comprehensive update of the status of each project, including the project’s feasibility and whether it is scheduled in the State Work Program for implementation. The review helps to determine whether the MPO can solicit new project applications based on the availability of funding and will continue under the Transportation Alternatives (TA) Program.

Local TA Program Project Application Ranking

TA Program projects are ranked numerically with number one being the highest priority. The MPO's advisory committees assist in ranking these projects, after which their recommendations are forwarded to the MPO. The MPO approved a final Transportation Enhancement Program project priority list following a public hearing in October, 2010. An updated priority list excluding completed projects was approved by the MPO in September, 2014.

The local TA Program priority list incorporates transportation enhancement project priority lists adopted in 2006, 2007, 2010 and 2014 and is included in Section 2. It should be noted that the list adopted in 2006 is the highest priority followed by the 2007 and 2010 lists. No new enhancement projects were considered in 2008, 2009, 2011, 2012 or 2013 due to a shortage of available funding. In June 2014, the MPO provided local governments an opportunity to modify existing projects, submit new TA projects, and substitute existing projects with new TA projects. Several City of St Petersburg projects were modified at this time. The City of Clearwater added the Courtney Campbell Causeway Recreational Trail overpass at Bayshore Boulevard and SR 60/Gulf-to-Bay Boulevard, and the City of Gulfport added a multi-use trails project that will provide connections to the Fred Marquis Pinellas Trail and Skyway Trail to their downtown area. Pinellas County added the Pinellas Bayway Trail Segment project from East Shores Boulevard to the Tierra Verde Bridge. New

projects were all added to the bottom of the priority list and ranked as #33. Current TA Program projects on the local priority list are used in the the development of the regional TA Program project priority list for the TMA and are scheduled through the duration of the work program.

Regional TA Program Project Ranking

In accordance with FDOT guidance and the MAP-21 Act, TMAs with multiple MPOs must coordinate and agree upon a single TA Program project priority list for the TMA (TMA-TA priority list). The Tampa Bay TMA includes portions of Hillsborough and Pasco counties and all of Pinellas County. The local TA Program priority list is used in the development of the TMA-TA priority list and is included in Section 2. The MPO staff from Pinellas, Pasco and Hillsborough counties coordinated to developed a single TMA-TA priority list for the Tampa Bay TMA and is expected to develop a new application scoring and ranking process in 2015. The MPO approved the final TMA-TA priority list in September 2014, the Tampa Bay TMA Leadership Group approved it in November 2014, and it is included in Section 2.

Annual Listing of Projects

Pursuant to the provisions of 23 U.S.C. 134(j)(7)(B) and 49 U.S.C. 5303(j)(7)(B), the MPO has published an annual listing of projects for which Federal funds have been obligated in the preceding year. The published tables are available for public review in Sections 5 and 7 of this document and on the MPO's website.

Congestion Mitigation and Air Quality (CMAQ)

The Congestion Mitigation and Air Quality Program (CMAQ) provides funds to be utilized in “non-attainment” and “maintenance” areas for transportation programs and projects that contribute to attainment of National Ambient Air Quality Standards (NAAQs). The Tampa Bay airshed has been in compliance with NAAQs since it was designated as an “attainment area” on June 15, 2005. Therefore, Pinellas County has not been eligible for Congestion Mitigation and Air Quality (CMAQ) Improvement funding since that time.

However, as indicated previously, Pinellas County may eventually be redesignated as a non-attainment area if the U.S. Environmental Protection Agency (EPA) changes its ozone standards. If Pinellas County is redesignated as a non-attainment area, it would likely be eligible for CMAQ funding.

Should Pinellas County qualify for CMAQ funding, eligible projects would need to be identified and prioritized through the TIP development process. The types of projects that would be eligible for this funding source include those listed below.

- Public Education and Outreach
- Bicycle and Pedestrian Projects
- Public Transportation Improvements
- Traffic Flow Improvements
- Transportation Demand Management

- Intelligent Transportation Systems
- Alternative Fuel Projects
- Inspection and Maintenance Programs
- Intermodal Freight Transportation
- Idle Reduction Technology

TIP Amendments

The MPO follows the TIP amendment process established by FDOT in cooperation with FHWA, Florida Division. The Office of Policy Planning (OPP) coordinates with Metropolitan Planning Organizations (MPOs) to produce an MPO Program Management Handbook which is used to provide MPOs with guidance on federal and state transportation planning requirements. As described in the [MPO Program Management Handbook](#), proposed amendments to the TIP are brought forward by FDOT. Amendments are typically need to address situations where a State Work Program project needs to be added or deleted or the fiscal constraint of the TIP is impacted. Amendments are also necessary when a project has a cost increase greater than 20% *and* \$2 million or a change in the scope of work.

After it is decided that a TIP amendment is necessary, FDOT makes a determination that the TIP is fiscally constrained and that the amendment is consistent with the MPO Long Range Transportation Plan. The TIP amendment then goes before the Technical Coordinating Committee (TCC) and Citizens Advisory Committee

(CAC) for review, comment, and recommendations to the MPO. The MPO considers these recommendations at a scheduled public hearing. Notice of the hearing is posted on the MPO website. An advertisement may also be published in the local daily newspaper, the *Tampa Bay Times*, if warranted based on the scale of the amendment. If the MPO approves the TIP amendment, it is executed by the Chairman and forwarded to FDOT for inclusion in the State Work Program.

Regarding the documentation of proposed TIP amendments, a project description and narrative is provided by FDOT in report form to the MPO advisory committees and the MPO in their agenda packets for review. These agendas are also posted on the MPO website. In addition, after the amendments are approved, a description of each and the corresponding date of MPO approval is posted on the website at <http://pinellascounty.org/MPO/lrtp.htm#TIPamendments>. Actions regarding TIP amendments are also documented on the MPO newsletter/action sheet, which is distributed to an assortment of public agencies, citizens, civic groups, and others listed on the MPO's general mailing list. MPO newsletter/action sheets and MPO minutes from past meetings are posted on the website at <http://www.pinellascounty.org/mpo/MPOCommit.htm>.

Citizens also have an opportunity to view public hearing proceedings regarding proposed TIP amendments through Pinellas County Connection Television (PCC-TV) at <http://www.pinellascounty.org/video/live-meetings.shtml>. The meetings are televised live and broadcast again the Saturday following the meetings and throughout the month on Mondays, Wednesdays and Thursdays. The

[MPO website](#) also provides a video link to the meeting and individual agenda items. This feature is typically available within a few days after each meeting.

Administrative TIP Amendments

Administrative TIP amendments are minor revisions that do not require approval by the MPO Board or public review. Examples of administrative modifications include minor changes to funding sources of previously included projects and minor changes to project initiation dates. Administrative modifications are handled in accordance with [Chapter 5 of the MPO Program Management Handbook, as amended](#). Notice of administrative TIP amendments is posted on the MPO website.

Section 2: Project Priority Lists

Tampa Bay TMA Transportation Alternatives Program Priorities		
<i>Note:</i> Funding targets are illustrative and used to establish a reasonable list of projects for each county in the TMA. Available funding for FY 18 and FY 19 was provided by FDOT District 7.		Available Funding
		FY 18 FY 19
		\$1,044,252 \$3,111,996
Pasco County		Target \$580,000 - \$748,000
		Project Total
1	20th St Sidewalk (CR 54 to Henry Road)	\$82,000
2	Safe Routes to Schools	
	Mitty P. Lock Elementary (Wiggins Road Sidewalk)	\$216,000
	Cypress Elementary School (Sweet Bay Court Sidewalk)	\$85,000
	Chasco Elementary School (Galen Wilson Flashing signs and marked crosswalk)	\$54,000
	Cox Elementary School (17th Street Sidewalk / Main St Sidewalk)	\$77,400
	Stuart Middle School (10th St Sidewalk)	\$87,600
3	Massachusetts Avenue Sidewalk (Congress St to downtown New Port Richey)	\$175,200
Pinellas County		Target \$1.4 - \$1.5 million
		Project Total
4	Safe Routes to Schools	
	City of St. Petersburg's Sexton Elementary School - sidewalk project (19th St N from 38th Ave N to 52nd Ave N)	\$406,400
5	City of Largo's West Bay Dr Pinellas Trail Gateway project (intersection of West Bay Dr and 12th St SW)	\$450,000
6	City of Oldsmar's Oldsmar Trail Phase 6 Extension (along Douglas Rd between Racetrack Rd and Tampa Rd)	\$420,000
7	City of Belleair Bluffs' West Bay Dr Crosswalks (West Bay Dr between Bluff View Dr and Indian Rocks Rd)	\$31,000
8	Pinellas County's 62nd Ave N Sidewalk Project (62nd St N to 55th St N)	\$292,400
Hillsborough County		Target \$1.9 - \$2.0 million
		Project Total
9	Safe Routes to Schools	
	Stowers Elem. & Barrington Middle (Boyette Rd Sidewalk)	\$155,000
	Summerfield Elementary (Big Bend Rd and Heritage Green Sidewalk)	\$164,000
	Frost Elementary (Camden Field Pkwy Sidewalk)	\$72,000
	Eisenhower Middle (Old Big Bend Rd Sidewalk)	\$227,000
	Cypress Creek Elem. & Shields Middle (19th Ave NE Sidewalk)	\$170,000
	Nelson Elementary	\$83,000
	Riverview Elementary	\$112,000
10	Columbus Drive Complete Street from Nebraska Ave to 14th Street	\$655,000
11	Floribraska Ave Complete Street from Florida Ave to Nebraska Ave	\$518,000
Pasco County		Target \$580,000 - \$748,000
		Project Total
12	Marine Parkway Sidewalk (U.S. 19 to Grand Blvd – New Port Richey)	\$152,000
13	Grand Blvd Sidewalk (Massachusetts Ave to U.S. 19 – New Port Richey)	\$200,650
14	River Gulf Road Sidewalk only (Grand Blvd to Bayview St via U.S. 19 river bridge underpass – Port Richey)	\$110,000
Pinellas County		Target \$1.4 - \$1.5 million
		Project Total
15	City of St. Petersburg's Bayway South Trail Connection	\$1,100,000
16	City of Dunedin's Michigan Blvd Multi-Use Trail (Pinellas Trail to CR 1)	\$426,500
17	City of St. Petersburg's School Crossing Enhancement Project	\$35,875
Hillsborough County		Target \$1.9 - \$2.0 million
		Project Total
18	46th St walk/bike safety improvements	\$77,000 PE \$442,000 CST
19	Rome Ave walk/bike safety improvements	\$213,000 PE \$1,223,000 CST

Final TA Priorities 10/7/2014

**PINELLAS COUNTY MPO FY 2014/15-2018/19
TRANSPORTATION ALTERNATIVES (TA) PROGRAM PRIORITY LIST**

MPO Priority	Jurisdiction	Project Description	FPN#	Adoption Year
A	City of St. Petersburg	Sexton Elementary School – sidewalk along 19 th St N from 38 th Ave N to 52 nd Ave N	4344971	2013
1	City of Oldsmar	Oldsmar Trails - Phase II (Tampa Rd to R.E. Olds Park)	4157383	2006
		Oldsmar Trails - Phase III (R.E. Olds Park to Cypress Forest Park)	4157384	2006
		Oldsmar Trails - Phase V (Sheffield Park to Curlew Rd)	4157386	2006
2	City of St. Petersburg	Treasure Island Causeway/Fred Marquis Pinellas Trail Connection (linking the west end of Treasure Lane to the existing Fred Marquis Pinellas Trail) Phase I - Eastern trail and wayfinding signage Phase II - providing a separated path on Central Ave at Causeway Isles from the east end of Causeway Blvd N to the west end of Causeway Blvd N	4157431	2006
3	City of Largo	Citywide Sidewalk and Trails Initiative (Adrian Ave and Gladys St)	4245329	2007
4	City of St. Petersburg	Bayway Trail North - Phase II (Gulf Intercoastal Drawbridge to SR 682/Pinellas Bayway)	4245325	2007

**PINELLAS COUNTY MPO FY 2014/15-2018/19
TRANSPORTATION ALTERNATIVES (TA) PROGRAM PRIORITY LIST**

MPO Priority	Jurisdiction	Project Description	FPN#	Adoption Year
5	City of St. Petersburg	Walter Fuller Park (Connection to Fred Marquis Pinellas Trail from Walter Fuller Park at 26th Ave N to the Fred Marquis Pinellas Trail at 22nd Ave N)	4304351	2007
6	Pinellas County	Hercules Ave/Greenbriar Blvd Sidewalk - Phase I (Sunset Point Rd to Belcher Rd)	4245642	2007
7	City of St. Petersburg	Bicycle Facilities - 30th Ave N (Dr Martin Luther King Jr St N to 58th St N)	4245328	2007
8	Pinellas County	Hercules Ave/Greenbriar Blvd Sidewalk - Phase II (Sherwood St to Sunset Point Rd)	4245647	2007
9	Pinellas County	Park Blvd/CR 694 ADA Ramp and Sidewalk Improvements (Starkey Rd to 66th St N)	4245644	2007
10	City of St. Petersburg	Fred Marquis Pinellas Trail Extension Landscaping (Fred Marquis Pinellas Trail at Central Avenue W to Bayshore Dr)	4245651	2007
11	City of St. Petersburg	Bicycle Facilities - Phase II (Bayshore Dr SE from the Fred Marquis Pinellas Trail to Dali Blvd/5th Ave S to 1st Ave S)	4245321	2007
12	City of St. Petersburg	Pedestrian Crosswalk Enhancement - Rectangular LED Rapid Flashing Beacons (multiple locations)	4245326	2007
13	Pinellas County	Keene Rd (CR 1) ADA Ramp and Sidewalk Improvements (Main St/SR 580 to Curlew Rd/SR 586)	4245643	2007
14	Pinellas County	Haines Bayshore Rd Sidewalk (US 19 to Sunrise Blvd)	4245646	2007

**PINELLAS COUNTY MPO FY 2014/15-2018/19
TRANSPORTATION ALTERNATIVES (TA) PROGRAM PRIORITY LIST**

MPO Priority	Jurisdiction	Project Description	FPN#	Adoption Year
15	City of Clearwater	Druid Trail (Progress Energy Trail to Glen Oaks Park)	4325801	2010
16	FDOT / Pinellas County MPO	Courtney Campbell Causeway Recreational Trail (Bayshore Blvd to the Pinellas/Hillsborough County line)		
		Bayshore Blvd to E of Tampa Bay Bridge #138	4245613	2010
		E of Bridge #138 to Pinellas/Hillsborough County line	4245614	2010
17	City of Largo	West Bay Dr Pinellas Trail Gateway (intersection of West Bay Dr and 12th St SW)	4344961	2010
18	City of Oldsmar	Oldsmar Trail Phase 6 Extension (along Douglas Rd between Racetrack Rd and Tampa Rd)	4157387	2010
19	City of St. Petersburg	Bayway South Trail Connection (within the City of St Pete and ending at Madonna Blvd)	4345001	2010
		Phase I - North end of Boca Ciega Bridge to SR 682 (54th Ave S)		
		Phase II - South end of Boca Ciega Bridge to the City limits south of Madonna Blvd		

**PINELLAS COUNTY MPO FY 2014/15-2018/19
TRANSPORTATION ALTERNATIVES (TA) PROGRAM PRIORITY LIST**

MPO Priority	Jurisdiction	Project Description	FPN#	Adoption Year
19	City of St. Petersburg	North Bay Trail Extension (Patica Rd and San Martin Blvd between 83rd Ave NE and Gandy Blvd) Phase I - 83rd Ave N to Progress Energy Trail Phase II - North of the Progress Energy Trail to Gandy Blvd		2010
20	City of Dunedin	Michigan Blvd Multi-Use Trail (Pinellas Trail to CR 1)	4286011	2010
20	Pinellas County	Park St/Starkey Rd Sidewalk Project (Tyrone Blvd N to East Bay Dr) Phase I - Tyrone Blvd to Bryan Dairy Rd Phase II - Bryan Dairy Rd to East Bay Dr		2010 2010
21	City of Belleair Bluffs	West Bay Dr Crosswalks (West Bay Dr between Bluff View Dr and Indian Rocks Rd)	4286012	2010
21	City of St. Petersburg	71st St N Trail - Pinellas Trail Connector (Fred Marquis Pinellas Trail to 38th Ave)		2010
22	City of Dunedin	San Christopher Multi-Use Trail (Pinellas Trail to CR 1)	4286012	2010
23	Pinellas County	62nd Ave N Sidewalk Project (62nd St N to 55th St N)		2010

**PINELLAS COUNTY MPO FY 2014/15-2018/19
TRANSPORTATION ALTERNATIVES (TA) PROGRAM PRIORITY LIST**

MPO Priority	Jurisdiction	Project Description	FPN#	Adoption Year
24	City of St. Petersburg	Central Ave Corridor Complete Streets (Dr Martin Luther King Jr St to the western city limits) Phase I - Streetscape Improvements (31st St to 58th St) Phase II - Streetscape Improvements (34th St to 58th St)		2010
25	City of Oldsmar	Tampa Rd/SR 584 Trail Overpass (intersection of SR 584/Tampa Rd and St Petersburg Dr)		2010
26	City of St. Petersburg	Bike Lane Improvements (1st Ave N from Dr Martin Luther King Jr St N to 66th St N and 1st Ave S from Dr Martin Luther King Jr St S to Pasadena Ave S)		2010
27	Pinellas County	42nd Ave N Sidewalk Project (46th St N to 35th St N)		2010
28	City of St. Petersburg	School Crossing Enhancements (various locations)		2010
29	City of St. Petersburg	North Bay Trail and Skyway Trail Hardscape Enhancements (various locations along the Skyway Trail)		2010
30	City of St. Petersburg	9th Avenue North Complete Streets (9th Ave N from 66th St to Dr. Martin Luther King Jr St)		2010
31	City of St. Petersburg	Gandy Boulevard Sidewalk Connections (various locations near Gandy Blvd from 16th St N to Brighton Bay)		2010

**PINELLAS COUNTY MPO FY 2014/15-2018/19
TRANSPORTATION ALTERNATIVES (TA) PROGRAM PRIORITY LIST**

MPO Priority	Jurisdiction	Project Description	FPN#	Adoption Year
32	City of St. Petersburg	18th Avenue South Complete Street (4th Street S to 34th St S)		2010
32	City of St. Petersburg	St Pete City Trails Priority Sidewalks (between 31st St S and Dr Martin Luther King, Jr St)		2010
33	City of Clearwater	Courtney Campbell Causeway Recreational Trail Overpass (SR 60/Gulf-to-Bay Blvd) at Bayshore Blvd		2014
33	Pinellas County	Pinellas Bayway Trail Segment (East Shores Blvd to Tierra Verde Bridge)		2014
33	City of Gulfport	Multi-Use Trails - Phase 1 (existing Fred Marquis Pinellas Trail Spur Connection/55th St S/Beach Blvd S from Jersey Ave S to 28th Ave S)		2014
		Multi-Use Trails - Phase 2 (existing Skyway Trail Connection to 47th St S/Del Rio Way S)		2014
		Multi-Use Trails - Phase 3 (31st Ave S from Tifton Dr S to 54th St S/Shore Blvd S)		2014
		Multi-Use Trails - Phase 4 (Shore Blvd S from 54th St S to 58th St S)		2014
		Multi-Use Trails - Phase 5 (58th St S from Shore Blvd S to 28th Ave S)		2014
34	City of Largo	Citywide Sidewalk and Trails Initiative (Lake Ave to Alt Keene Rd)		2010

**PINELLAS COUNTY MPO FY 2014/15-2018/19
TRANSPORTATION ALTERNATIVES (TA) PROGRAM PRIORITY LIST**

MPO Priority	Jurisdiction	Project Description	FPN#	Adoption Year
34	Pinellas County	Progress Energy Trail (North Connection) (Chesnut Sr Park to Old Coachman Road/Ream Wilson Trail)		2010
34	Pinellas County	Progress Energy Trail (South Connection) (aproximately Belleair Rd to 83rd Ave)		2010

- 1) Projects numbered as 34 were added to the list for the purpose of qualifying for other potential funding sources.
- 2) Phase V was added to the Oldsmar Trail project (project number 1) pursuant to MPO action regarding the 2006 priority list on September 13, 2006.
- 3) The term "Bicycle Facilities" may include bicycle paths, trails and/or lanes.
- 4) The Transportation Enhancement (TE) Program was eliminated and replaced by the Transportation Alternatives (TA) Program under the Moving Ahead for Progress for the 21st Century (MAP-21) legislation passed in 2012. All unfunded projects on the TA Program priority list were re-submitted on the new TA Program application by July 1, 2014, because the eligibility criteria in the TE Program was changed by the TA Program.
- 5) Project A was at the top of the SRTS priority list before the program was combined with the Transportation Enhancements (TE) Program and placed under the TA Program pursuant to MAP 21. This project was added to the top of the TA Program priority list by the MPO at its June 12, 2013 meeting in order to maintain funding eligibility.
- 6) Although landscaping projects are not eligible for funding under the TA Program, project number 10 was fully funded in FY 2012/13 using Transportation Enhancement (TE) funds before they expired on June 30, 2013.
- 7) Sections of project number 11 described in the FDOT Work Program were not included in this table. 4th Ave S from 1st St SE to Dr. Martin Luther King Dr. St S; 8th St S from 1st Ave N to Dr. Martin Luther King Dr. St S; and 1st St N from 1st Ave N to 5th Ave N have been completed and SR 687 (4th St N) from SR 694 (Gandy Blvd) to I-275 (SR 93) and SR 686 (Roosevelt Blvd) from 28th St N to N of Gandy Blvd will be completed by another funding source.
- 8) Project substitutions, withdrawals, additions and modifications by local governments were allowed by the MPO at its June 11, 2014 meeting provided new TA applications were submitted or resubmitted by July 1, 2014. At its June 11, 2014 meeting, the MPO decided that new TA projects will be added to the bottom of the priority list without being prioritized due to time constraints and the understanding that the projects will be re-assessed for ranking on the TMA-TA priority list by the Hillsborough, Pasco and Pinellas MPOs after new prioritization criteria are developed in 2015.

**PINELLAS COUNTY MPO FY 2014/15-2018/19
SURFACE TRANSPORTATION PROGRAM (STP) PROJECT PRIORITY LISTS**

HIGHWAY PROJECT PRIORITIES

STP POLICY STATEMENT: It is the policy of the MPO that STP funds shall be provided for the following prioritized list of projects in the most expeditious manner possible, emphasizing that improvements be done on an incremental basis.

PRIORITY	PROJECT	FROM	TO
1	SR 686/Roosevelt Boulevard (CR 296 Connector) CR 296 (Future SR 690)/East-West 118th Avenue Expressway/Gateway Express	49th Street North US 19	I-275 East of 40th Street North
2	SR 688/Ulmerton Road	119th Street	I-275
3	SR 686/Roosevelt Boulevard/CR 296 Connector/118th Ave N/Future 690/Gateway Express	Ulmerton Road	I-275
4	SR 694/Gandy Boulevard	9th Street North	4th Street North
5	SR 694/Gandy Boulevard	US 19	East of I-275 (SR 93)
6	US 19	North of Whitney Road	South of Seville Boulevard
7	US 19	South of Seville Boulevard	North of SR60 (at SR 60/Gulf- to-Bay Boulevard Overpass)
8	US 19	North of Sunset Point Road	South of Countryside Boulevard (at Enterprise Road)
9	US 19	North of SR 580	North of CR 95
10	SR 686/Roosevelt Boulevard	I-275	West of 9th Street North/Dr Martin Luther King Jr Street North
11	I-275/Howard Frankland Bridge Replacement	4th Street North	Pinellas County line
12	22nd Avenue North	22nd Street North	19th Street North
13	Systems and Operations Planning Funds²	N/A	N/A

Notes: Project #13 is intended for recurring annual funding of \$350,000. This annual allotment will be set aside as higher priority projects are considered in the development of the annual FDOT Work Program.

PINELLAS COUNTY MPO FY 2014/15-2018/19
SURFACE TRANSPORTATION PROGRAM (STP) PROJECT PRIORITY LISTS

**CONGESTION MANAGEMENT, OPERATIONS AND SAFETY PROJECT PRIORITIES
FOR STATE ROADS¹**

PRIORITY	PROJECT	FROM	TO
1	US 19²	54th Avenue South	Pasco County Line
	• US 19 (intersection improvements)	at 54 th Avenue South	N/A
	• US 19 (signal timing improvements)	at 22 nd Avenue North	N/A
	• US 19 (freight improvements)	at 54 th and 64 th Avenues North	N/A
	• US 19 (intersection improvements)	at Park Boulevard	N/A
	• US 19 (pedestrian/transit access improvements)	54 th Avenue North	Pasco County Line
2	Alternate US 19³	Park/Starkey	Pasco County Line
	• Alternate US 19 (bicycle/pedestrian connection to Gulf Boulevard)	Park/Starkey	Seminole Boulevard
	• Alternate US 19 (pedestrian/transit access) ⁴	Downtown Palm Harbor	N/A
3	East Bay Drive⁵	US 19	Belcher
4	Park Boulevard (pedestrian/transit access improvements)⁶	49th Street	66th Street
5	NE Coachman (intersection and bicycle/pedestrian improvements)⁷	Drew Street	McMullen Booth Road
6	Drew Street (eastbound left turn storage lanes)	at Betty Lane	N/A

Notes:

- 1) At its September 10, 2014 meeting, the MPO added congestion management, operations and safety projects for State Highway System roads to the STP Priority List for the purpose of qualifying for STP funds.
- 2) Transit/Pedestrian Access/Land Use Study from Roosevelt/East Bay Drive to Nebraska Avenue – scoping underway; PD&E for US 19/Park Boulevard planned in the Long Range Transportation Plan (LRTP).
- 3) An FDOT Corridor Study is scheduled for FY 2016/17 for Alternate US 19
- 4) Alternate US 19 downtown Palm Harbor traffic/pedestrian access improvement. Coordination underway with Pinellas County and FDOT
- 5) Improvements pending recommendations from March 2014 Safety Audit
- 6) FDOT Transit/Pedestrian Access Study at 49th Street underway
- 7) FDOT/MPO Corridor Study planned

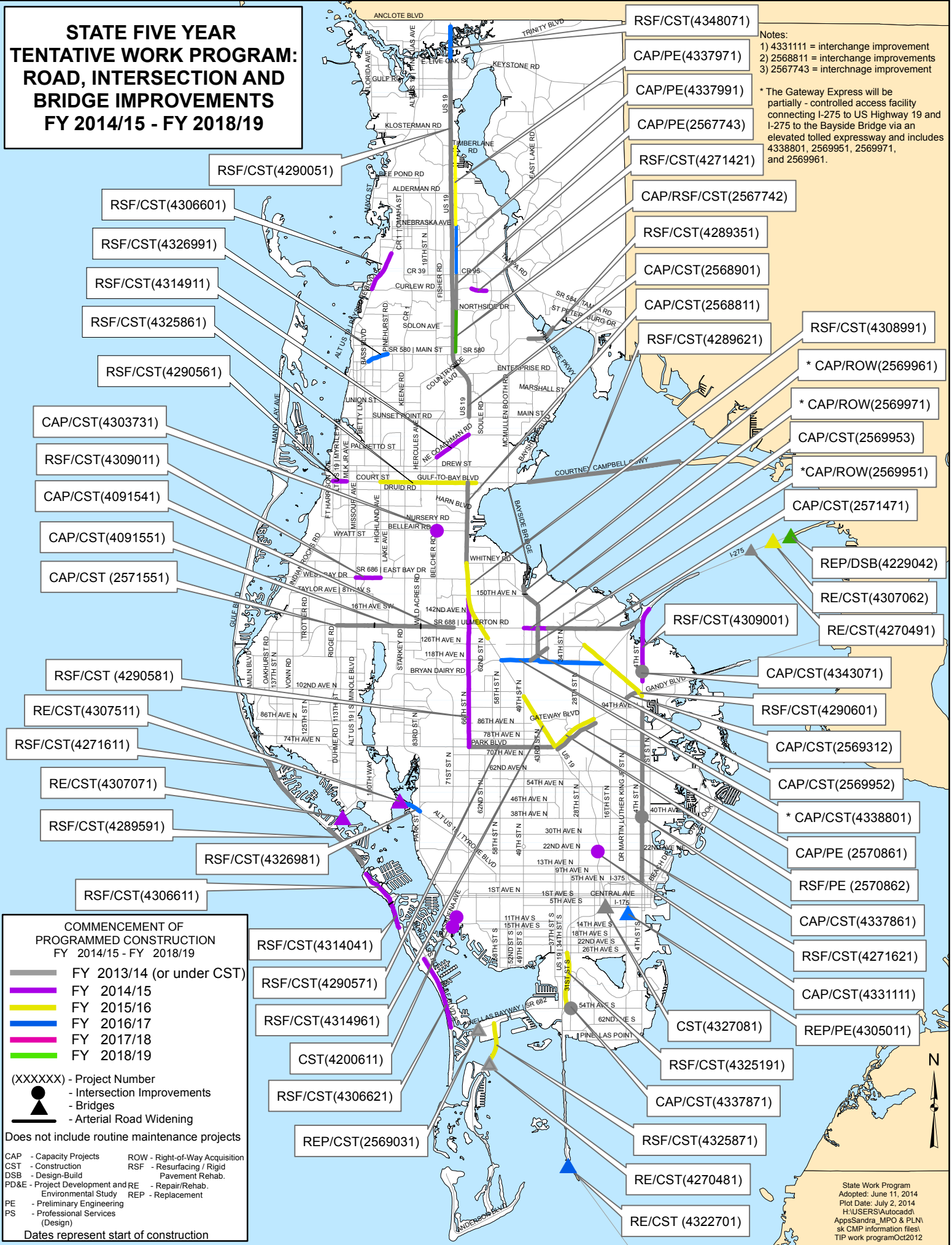
OTHER FUNDING ¹			
CONGESTION MANAGEMENT, OPERATIONS AND SAFETY PROJECT PRIORITIES FOR NON-STATE ROADS			
PRIORITY	PROJECT	FROM	TO
1	Park Blvd (safety and intersection improvements)	113 th St N	Seminole Blvd
2	22 nd Ave N (intersection and corridor improvements)	34 th St N	I-275
3.	54 th Ave S (intersection improvements)	28 th St	41 st St
4	McMullen Booth Rd	Gulf-to-Bay Blvd	Tampa Rd
5	East Lake Rd	Tarpon Woods	Keystone Rd
6	Belleair Rd	US 19	Keene Rd
7	102 nd Ave N (develop a Corridor Plan)	Seminole Blvd	113 th St
8	Indian Rocks Rd (RSA to be conducted)	Walsingham Rd	West Bay Dr
9	62 Ave N	49 th St	66 th St
10	Nursery Rd (bring corridor up to urban standards)	Highland Ave	US 19
11	Starkey Rd/Park Blvd (intersection improvements)		
Notes: 1) "Other Funding" denotes funding other than STP or TA.			

Section 3: FDOT Five Year Work Program

STATE FIVE YEAR TENTATIVE WORK PROGRAM: ROAD, INTERSECTION AND BRIDGE IMPROVEMENTS FY 2014/15 - FY 2018/19

Notes:
1) 4331111 = interchange improvement
2) 2568811 = interchange improvements
3) 2567743 = interchange improvement

* The Gateway Express will be partially - controlled access facility connecting I-275 to US Highway 19 and I-275 to the Bayside Bridge via an elevated tolled expressway and includes 4338801, 2569951, 2569971, and 2569961.



**SUMMARY TABLE OF FDOT ROAD PROJECTS IN THE FY 2014/15 - 2018/19
TRANSPORTATION IMPROVEMENT PROGRAM (TIP)**

PROJECT NUMBER	LOCATION	PROJECT DESCRIPTION	STATUS ¹
4271421	SR 586 (Curlew Rd) from E of Countrybrook Dr to W of Countryside Blvd	Flexible Pavement Reconstruction	CST 2014/15
4306601	Alt US 19 (SR 595) from N of SR 586 (Curlew Rd) to N of Whisper Lake Rd	Resurfacing	CST 2014/15
4290051	US 19 (SR 55) from S of Countryside Blvd to East Live Oak St	Resurfacing	CST underway
4326981	Alt US 19 (SR 595) from S of Park St N to Long Bayou Bridge	Resurfacing	CST deferred from 2015/16 to 2016/17
4136222	CR 296 (Future SR 690) from US 19 to E of Roosevelt/CR 296 ⁵	New Bridge Construction	ROW underway This is part of the Gateway Express project (4338801) ⁴
4331111	I-275 (SR 93/22 nd Ave N) from 22 nd St N to 19 th St N	Interchange Improvement	CST 2014/15
4322701	I-275 (SR 93) Sunshine Skyway Bridge	Bridge Repair/Rehabilitation	CST added in 2016/17
4091551	SR 688 (Ulmerton Rd) from Lake Seminole Bypass Canal to Wild Acres Rd	Add Lanes & Reconstruction 4 to 6 lanes	CST underway
4337861	38 th /40 th Ave N, 4 th St N to 1 st St N	Intersection Improvements	CST 2013/14
4326991	SR 580 (Main St) from Bass Blvd to W of Pinehurst Rd	Resurfacing	CST Deferred from 2015/16 to 2016/17
4325861	SR 60 (Gulf-to-Bay) from Court St/S Highland Blvd to Park Place Blvd	Resurfacing	CST 2015/16
2569971	SR 686 (Roosevelt Blvd) from 49 th St Bridge to N of Ulmerton Rd	New Road Construction 4 to 6 lanes with frontage roads	ROW underway This is part of the Gateway Express project (4338801) ⁴
2569944	SR 686 (Roosevelt Blvd)/CR 296 Connector from E of 34 th St to W of 28 th St ⁵	New Road Construction 0 to 4 lanes	This is part of the the larger Gateway Express project (4338801) ⁴ . Funds were moved from this project number to fully fund the ultimate Gateway Express project.

**SUMMARY TABLE OF FDOT ROAD PROJECTS IN THE FY 2014/15 - 2018/19
TRANSPORTATION IMPROVEMENT PROGRAM (TIP)**

PROJECT NUMBER	LOCATION	PROJECT DESCRIPTION	STATUS ¹
4314911	SR 590 (NE Coachman Rd) from W of Marilyn St to E of Audrey Dr	Resurfacing	CST 2014/15
2567742	US 19 (SR 55) from N of SR 580 (Main St) to Northside Dr	Add Frontage Roads, Reconstruction & Resurfacing	CST added 2018/19
2569961	SR 686 (Roosevelt Blvd) at CR 611 (49th St)	New Road Construction/Bridge 0 to 2 lanes	ROW underway This is part of the Gateway Express project (4338801) ⁴
2571471	SR 688 (Ulmerton Rd) from W of 38th St N to W of I-275	Add Lanes & Reconstruction	CST underway
4271611	SR 699 (Gulf Blvd) from S of Bath Club Cir to N of 183rd Ter W	Resurfacing	CST underway
2571551	SR 688 (Ulmerton Rd) from E of 119th St to W of Seminole Bypass	Add Lanes & Reconstruction 4 to 6 lanes	CST underway
4091541	SR 688 (Ulmerton Rd) from Wild Acres Rd to El Centro/Ranchero	Add Lanes & Reconstruction 4 to 6 lanes	CST underway
4271621	US 92/SR 687/4th St N from 5th Ave to N of Koger Blvd	Resurfacing	CST underway
4308991	US 19 (SR 55) from N of Cross Bayou Canal to N of Whitney Rd	Resurfacing	CST 2015/16
2568811	US 19 (SR 55) from N of Whitney Rd to N of SR 60	New Interchanges	CST underway
2568901	US 19 (SR 55) from N of CR 576 (Sunset Point Rd) to S of Countryside Blvd	Add Lanes & Reconstruction	CST underway
4325191	I-275 (SR 93) from 54th Ave S to S of 26th Ave S	Rigid Pavement Rehabilitation	CST 2015/16
4337871	54 th Ave S at 31 st St	Intersection Improvements	CST 2013/14
4289621	SR 60 (Courtney Campbell Causeway) from W of Damascus Rd to Pinellas/ Hillsborough County Line	Resurfacing	CST underway

**SUMMARY TABLE OF FDOT ROAD PROJECTS IN THE FY 2014/15 - 2018/19
TRANSPORTATION IMPROVEMENT PROGRAM (TIP)**

PROJECT NUMBER	LOCATION	PROJECT DESCRIPTION	STATUS ¹
2569951	SR 686 (Roosevelt Blvd)/CR 296 Connector from N of Ulmerton Rd to E of 40th St N	New Road Construction 0 to 4 lanes	ROW acquisition underway This is part of the the Gateway Express project (4338801) ⁴
2569943	SR 686 (Roosevelt Blvd)/CR 296 Connector from E of 40 th St to E of 28 th St ⁵	New Road Construction 0 to 4 lanes	This is part of the the larger Gateway Express project (4338801) ⁴ . Funds were moved from this project number to fully fund the ultimate Gateway Express project.
4290601	SR 686 (Roosevelt Blvd) from 28th St N to N of Gandy Blvd	Resurfacing	CST 2015/16
4325871	SR 679 (Pinellas Bayway) from N end of Boca Ciega Bridge to SR 682 (54th Ave S)	Resurfacing	CST 2015/16
4309011	SR 686 (East Bay Dr) from E of Missouri Ave to W of Highland Ave	Resurfacing	CST 2014/15
4290571	SR 694 (Park Blvd N) from US 19 (SR 55) to 66th St N	Resurfacing	CST 2013/14
4200611	SR 693 (Pasadena Ave) at Majestic Way/Gulfport Blvd/Park St	Traffic Signals	CST 2014/15
4289591	SR 699 (Gulf Blvd) from S of 131st Ave to S of SR 666/Tom Stuart Causeway	Resurfacing	CST underway
2569312	SR 694 (Gandy Blvd) from W of 9 th St N to E of 4 th St N	Add Lanes & Reconstruction	CST underway
2570861	SR 694 (Gandy Blvd) from E of US 19 (SR55) to E of I-275 (SR93)	Add Lanes & Reconstruction	DGN 2013/14 ROW 2015/16 – 2017/18 ENV added 2015/16
2570862	SR 694 (Gandy Blvd) from US 19 (SR 55) to E of I-275 (SR 93)	Resurfacing	PE 2015/16 added
4270491	I-275 (SR 93) SB Howard Frankland Bridge	Bridge Repair/Rehabilitation	CST underway
4270481	SR 679 (Pinellas Bayway) Pinellas Bayway Bridge Structure "E"	Bridge Repair/Rehabilitation	CST underway

**SUMMARY TABLE OF FDOT ROAD PROJECTS IN THE FY 2014/15 - 2018/19
TRANSPORTATION IMPROVEMENT PROGRAM (TIP)**

PROJECT NUMBER	LOCATION	PROJECT DESCRIPTION	STATUS ¹
2569031	SR 682 (Pinellas Bayway) from E of Gulf Blvd to W of SR 679	Bridge Replacement	CST underway
2569953	SR 688 (Ulmerton Rd) from E of 49 TH St to W of 38 TH St N	Add Lanes & Reconstruction 4 to 6 lanes	CST 2014/15
4307062	I-275 (SR 93) NB Howard Frankland Bridge	Bridge Repair/Rehabilitation	CST 2015/16
4309001	SR 687 (4 th St N) from 106 TH Ave N to E of Big Island Gap	Resurfacing	CST 2014/15
4327081	I-275 (SR 93) from over 5th Ave N/S to Bridge# 150121 and 150122	Bridge Repair/Rehabilitation	CST 2013/14
4303731	Belcher Rd at Belleair Rd	Intersection Improvement	CST 2014/15
4290581	SR 693 (66 TH St) from CR 694 (Park Blvd) to CR 376 (142 ND Ave)	Resurfacing	CST 2014/15
4314961	US 19 (SR 55) from SR 694 (Gandy Blvd) to 49 th St N	Resurfacing	CST 2015/16
4307071	SR 666 (Tom Stuart Causeway) at the Tom Stuart Causeway Bridge	Bridge Repair/Rehabilitation	CST 2014/15
4306611	SR 699 (Gulf Blvd) from N of 105 TH Ave to N of 125 TH Ave	Resurfacing	CST 2014/15
4314041	SR 699 (Gulf Blvd) from SE of 99 TH Ave to NW of 105 TH Ave	Resurfacing	CST 2014/15
4306621	SR 699 (Gulf Blvd) from SR 682 (Pinellas Bayway) to N of SR 693 (66 th St N)	Resurfacing	CST 2014/15
4290561	SR 60 (Chestnut St) from Oak Ave to Dr. Martin Luther King Jr. Ave and SR 60 (Court St) from Oak Ave to Dr. Martin Luther King Jr. Ave	Resurfacing	CST 2014/15
4343071	112 th Avenue North at 4 th Street North	Intersection Improvements	CST 2013/14
2567743	US 19 (SR 55) from Northside Dr to North of CR 95	Add Lanes, Reconstruction and New Interchange	DGN underway
4348071	US 19 (SR 55) from S of Live Oak St to N of Brittany Park Blvd	Resurfacing	CST added 2016/17

**SUMMARY TABLE OF FDOT ROAD PROJECTS IN THE FY 2014/15 - 2018/19
TRANSPORTATION IMPROVEMENT PROGRAM (TIP)**

PROJECT NUMBER	LOCATION	PROJECT DESCRIPTION	STATUS ¹
4338801	Gateway Express/118 th Ave N/CR 296 (Future 690) from US 19 (SR 55) to E of 28 th St N	New Road Construction 6 to 8 lanes	CST added 2016/17
2569952	43rd St N Extension from CR 296 (118th Ave N) to 40th St N	New Road Construction 0 to 4 lanes	CST 2013/14
4305011	Dr Martin Luther King Jr St N from 7 th Ave S to 8 th Ave S	Bridge Replacement	PE added 2016/17
4229042	I-275 (SR 93) NB Howard Frankland Bridge	Bridge Replacement	DSB added 2018/19
4307511	Alt US 19 (SR 595)/Bay Pines Blvd at Long Bayou Bridge over Boca Ceiga Bay.	Bridge Repair/Rehabilitation (Substructure Repair)	CST 2014/15
4337991	US 19 (SR 55) from N of CR 95 to N of Nebraska Ave	Add Lanes and Reconstruction	PE added 2016/17
4337971	US 19 (SR 55) from N of Nebraska Ave to S of Timberlane Rd	Add Lanes and Reconstruction	PE added 2015/16

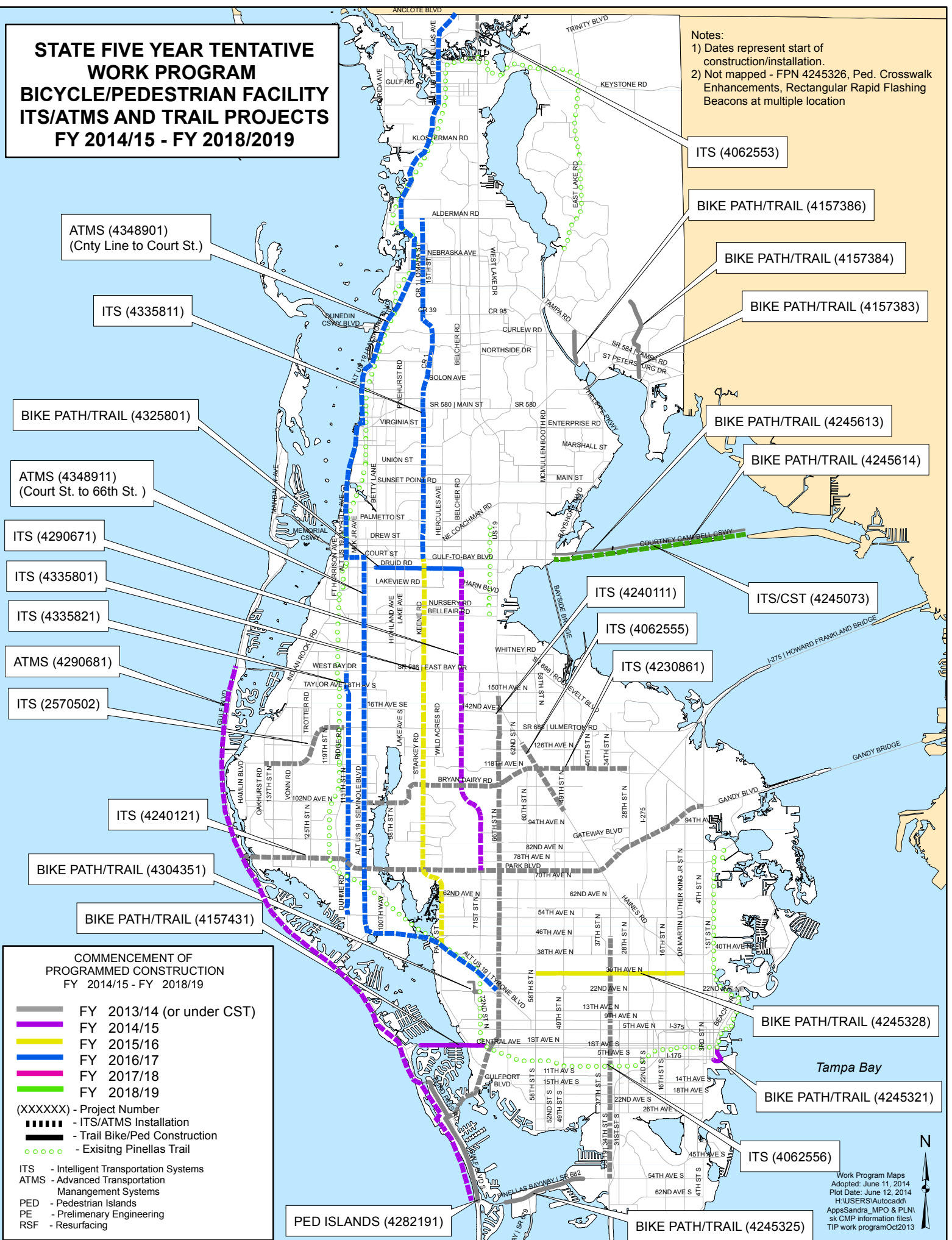
Notes:

- 1) DSB = Design-Build (combines construction and design/preliminary engineering phases to reduce costs and expedite construction); CST = Construction; PE = Preliminary Engineering; ROW = Right-of-Way. Status column of shaded projects indicates change from previous year TIP.
- 2) This project summary table does not include projects such as landscaping, drainage work, railroad crossings and routine maintenance and repairs.
- 3) This table is presented as a summary version of the FY 2014/15 – 2018/19 TIP as of June 11, 2014.
- 4) The Gateway Express project (4338801) will ultimately provide a partially-controlled access facility connecting I-275 (SR 93) to US Highway 19 and I-275 (SR 93) to the Bayside Bridge via an elevated tolled expressway and includes the following project numbers that were previously separate projects in the TIP: 4136222, 2569943, 2569944, 2569951, 2569971 and 2569961.
- 5) Projects 4136222, 2569943 and 2569944 are not mapped on the corresponding State Five Year Tentative Work Program: Road, Intersection and Bridge Improvements FY 2014/15 – FY 2018/19 map because they are now part of the larger Gateway Express project (see footnote #4).

STATE FIVE YEAR TENTATIVE WORK PROGRAM BICYCLE/PEDESTRIAN FACILITY ITS/ATMS AND TRAIL PROJECTS FY 2014/15 - FY 2018/2019

Notes:

- 1) Dates represent start of construction/installation.
- 2) Not mapped - FPN 4245326, Ped. Crosswalk Enhancements, Rectangular Rapid Flashing Beacons at multiple location



**SUMMARY TABLE OF FDOT BICYCLE, PEDESTRIAN FACILITIES AND
INTELLIGENT TRANSPORTATION SYSTEM (ITS) PROJECTS IN THE FY 2014/15 -
2018/19 TRANSPORTATION IMPROVEMENT PROGRAM (TIP)**

PROJECT NUMBER	LOCATION	PROJECT DESCRIPTION ¹	STATUS ¹
4062553	US 19 (SR 55) from Beckett Way to Pasco County Line	Traffic Control Devices/System	CST 2013/14
4157431	Treasure Island Causeway/Fred Marquis Pinellas Trail Connection (linking the west end of Treasure Lane to the existing Fred Marquis Pinellas Trail)	Bike Path/Trail	CST 2014/15
4157383	Oldsmar Trail 2 of 5 from Tampa Rd to R.E. Olds Park	Shared Use Bike Path/Trail	CST underway
4157384	Oldsmar Trail 3 of 5 from R.E. Olds Park to Cypress Forest Park	Shared Use Bike Path/Trail	CST underway
4282191	SR 699 (Gulf Blvd) from SR 682 to 93rd Ave	Pedestrian Safety Improvements	CST underway
4325801	Druid Trail from S Betty Lane to the Progress Energy Trail	Bike Path/Trail	CST 2016/17
4240121	SR 694/CR 694 from SR 687 (4th St) to SR 699 (Gulf Blvd)	ITS Communication System	CST 2013/14
4240111	SR 693/66th St/Pasadena Ave from US 19 (SR 55) to SR 699 (Gulf Blvd)	ATMS	CST 2013/14
4157386	Oldsmar Trail 5 of 5 from Sheffield Park to Curlew Rd	Shared Use Bike Path/Trail	CST underway
2570502	SR 688 (Ulmerton Rd) from CR 697 (Oakhurst Ave) to 119th Ave	Traffic Control Devices/System	CST 2013/14
4304351	Walter Fuller Park (Connection to the Fred Marquis Pinellas Trail) from Walter Fuller Park at 26 th Ave N to the Fred Marquis Pinellas Trail at 22 nd Ave N	Shared Use Bike Path/Trail	CST advanced from 2014/15 to 2013/14
4230861	Bryan Dairy Rd/118th from 28th St to Alt US 19 (SR 595)	ITS Communication System	CST 2013/14
4335801	Starkey Rd from Tyrone Blvd to SR 60	ITS Communication System	CST 2015/16
4062555	US 19 (SR 55) from 49 th St N to 126 th Ave N	Traffic Control Devices/System	CST 2013/14
4290671	Belcher Rd from Druid Rd to Park Blvd	ATMS	CST 2014/15

**SUMMARY TABLE OF FDOT BICYCLE, PEDESTRIAN FACILITIES AND
INTELLIGENT TRANSPORTATION SYSTEM (ITS) PROJECTS IN THE FY 2014/15 -
2018/19 TRANSPORTATION IMPROVEMENT PROGRAM (TIP)**

PROJECT NUMBER	LOCATION	PROJECT DESCRIPTION ¹	STATUS ¹
4245614	Courtney Campbell Causeway Recreational Trail from E of Tampa Bay Bridge #138 to the Pinellas/Hillsborough County Line	Shared Use Bike Path/Trail	CST underway
4245613	Courtney Campbell Causeway Recreational Trail from Bayshore Blvd to E of Tampa Bay Bridge #138	Shared Use Bike Path/Trail	CST underway
4245073	Courtney Campbell Causeway (SR 60) from McMullen Booth Rd to the Pinellas/ Hillsborough County Line	ITS Freeway Management	CST added 2018/19
4245321	City of Saint Petersburg Bicycle Facilities ² – Phase II (Bayshore Dr SE from the Fred Marquis Pinellas Trail to 5 th Ave S) ⁶	Bike Path/Trail	CST 2014/15
4245328	30 th Ave N from 58 th St N to Dr Martin Luther King Jr St N	Bike Path/Trail	CST 2015/16
4245325	Bayway Trail North (Phase II) from the Gulf Intercoastal Drawbridge to SR 682 (Pinellas Bayway)	Shared Use Bike Path/Trail	CST advanced from 2015/16 to 2013/14
4062556	US 19 (SR 55) from 54 th Ave S to 46 th Ave N	Traffic Control Devices/System	CST 2013/14
4335811	Keene Rd (CR 1) from SR 60 to Alderman Rd	ITS Communication System	CST 2016/17
4335821	113 th St from 54 th Ave N to East Bay Drive	ITS Communication System	CST 2016/17
4245326	Pedestrian Crosswalk Enhancement – Rectangular LED Rapid Flashing Beacons (Multiple Locations)	Traffic Control Devices/System ³	CST 2013/14
4348901	Alternate US 19 N (SR 595) from SR 60 to Pasco County Line.	ATMS	CST added 2016/17
4348911	Alternate US 19 S (SR 595) from US 19 (SR 55) to SR 60	ATMS	CST added 2016/17
4245329	City of Largo Citywide Sidewalk and Trails Initiative (Adrian Ave and Gladys St)	Sidewalk ³	CST 2014/15

**SUMMARY TABLE OF FDOT BICYCLE, PEDESTRIAN FACILITIES AND
INTELLIGENT TRANSPORTATION SYSTEM (ITS) PROJECTS IN THE FY 2014/15 -
2018/19 TRANSPORTATION IMPROVEMENT PROGRAM (TIP)**

PROJECT NUMBER	LOCATION	PROJECT DESCRIPTION ¹	STATUS ¹
4245642	Hercules Ave/Greenbriar Blvd (Phase I) from Sunset Point Rd to Belcher Rd	Sidewalk ³	CST 2015/16
4245647	Hercules Ave/Greenbriar Blvd (Phase II) from Sherwood St to Sunset Point Rd	Sidewalk ³	CST added to 2017/18
4245643	CR 1 (Keene Rd) from SR 580 (Main St) to SR 586 (Curlew Rd)	Sidewalk ³	CST 2014/15
4245644	CR 694 (Park Blvd) from Starkey Rd to 66 th St N	Sidewalk ³	CST 2016/17
4245646	Haines Bayshore Rd from US 19 N to Sunrise Blvd	Sidewalk ³	CST advanced from 2017/18 to 2015/16
4290681	Gulf Blvd at SR682/107th Ave/Park Blvd SR688/Belleair Causeway	ATMS	CST 2014/15
4245651	Fred Marquis Pinellas Trail Extension Landscaping (Fred Marquis Pinellas Trail at Central Ave W to Bayshore Dr)	Bike Path/Trail Landscaping ³	CST underway
4304061	Nursery Rd from E of S Haven Dr to US 19 (SR 55)	Sidewalk ³ (SRTS)	CST 2013/14

Notes:

- 1) CST = Construction; ATMS = Arterial Traffic Management Systems; ITS = Intelligent Transportation Systems; SRTS = Safe Routes to School. Status column of shaded projects indicates change from previous year TIP.
- 2) The term "Bicycle Facilities" may include bicycle paths, trails and/or lanes.
- 3) Sidewalk, landscaping and pedestrian crosswalk projects on this table are not mapped on the corresponding State Five Year Tentative Work Program Bicycle/Pedestrian Facility ITS/ATMS and Trail Projects FY 2014/15 – FY 2018/19 map.
- 4) This project summary table does not include projects such as drainage work, railroad crossings and routine maintenance and repairs.
- 5) This table is presented as a summary version of the FY 2014/15 – 2018/19 TIP as of June 11, 2014.
- 6) Sections of this project described in the FDOT Work Program in Section 3 were not included in this table and were not mapped. 4th Ave S from 1st St SE to Dr. Martin Luther King Dr. St S; 8th St S from 1st Ave N to Dr. Martin Luther King Dr. St S; and 1st St N from 1st Ave N to 5th Ave N have been completed and SR 687 (4th St N) from SR 694 (Gandy Blvd) to I-275 (SR 93) and SR 686 (Roosevelt Blvd) from 28th St N to N of Gandy Blvd will be completed by another funding source.

Effective Date: 04/07/2014

Florida Department of Transportation

Run: 04/25/2014

5 Year TIP

View 5 Year TIP Phase Grouping Crosswalk

DISTRICT 7

Fund	<2015	2015	2016	2017	2018	2019	>2019	All Years
HIGHWAYS								
Item Number: 0001011 Project Description: TOLL OPERATIONS SUNSHINE SKYWAY *SIS* District: 07 County: PINELLAS Type of Work: TOLL PLAZA Roadway ID: 15170000 Beginning Section: 4.247 Project Length: 4.288 LRTP: Policy 1.11.1 Ending Section: 8.535 Lanes Existing/Improved/Added: 2/ 0/ 0 OPERATIONS / MANAGED BY FDOT								
D -UNRESTRICTED STATE PRIMARY	75,266	0	0	0	0	0	0	75,266
TO01 -SUNSHINE SKYWAY	59,873,456	5,938,520	6,099,569	6,210,351	6,314,854	6,369,364	31,852,385	122,658,499
Item 000101 1 Totals:	59,948,722	5,938,520	6,099,569	6,210,351	6,314,854	6,369,364	31,852,385	122,733,765
Project Total:	59,948,722	5,938,520	6,099,569	6,210,351	6,314,854	6,369,364	31,852,385	122,733,765
Fund	<2015	2015	2016	2017	2018	2019	>2019	All Years
Item Number: 0001531 Project Description: TOLL OPERATIONS PINELLAS BAYWAY *SIS* District: 07 County: PINELLAS Type of Work: TOLL PLAZA Roadway ID: 15200000 Beginning Section: 8.169 Project Length: 1.016 LRTP: Policy 1.11.1 Ending Section: 9.185 Lanes Existing/Improved/Added: 0/ 0/ 0 OPERATIONS / MANAGED BY FDOT								
TO03 -PINELLAS BAYWAY	28,660,469	3,225,689	3,330,382	3,410,965	3,517,466	3,562,286	17,810,000	63,517,257
Item 000153 1 Totals:	28,660,469	3,225,689	3,330,382	3,410,965	3,517,466	3,562,286	17,810,000	63,517,257
Project Total:	28,660,469	3,225,689	3,330,382	3,410,965	3,517,466	3,562,286	17,810,000	63,517,257

Fund	<2015	2015	2016	2017	2018	2019	>2019	All Years
Item Number: 2569031 Project Description: SR 682 (PIN BAYWAY) FROM E OF GULF BLVD TO W OF SR 679 *NON-SIS* District: 07 County: PINELLAS Type of Work: BRIDGE REPLACEMENT Roadway ID: 15200001 Beginning Section: .429 Project Length: .477 LRTP: Objective 1.11 Ending Section: .906 Lanes Existing/Improved/Added: 2/ 2/ 0								
PRELIMINARY ENGINEERING / MANAGED BY FDOT								
-TOTAL OUTSIDE YEARS	3,165,694	0	0	0	0	0	0	3,165,694
RAILROAD & UTILITES / MANAGED BY FDOT								
-TOTAL OUTSIDE YEARS	98,627	0	0	0	0	0	0	98,627
CONSTRUCTION / MANAGED BY FDOT								
-TOTAL OUTSIDE YEARS	45,577,821	0	0	0	0	0	0	45,577,821
ENVIRONMENTAL / MANAGED BY FDOT								
-TOTAL OUTSIDE YEARS	123,741	0	0	0	0	0	0	123,741
Item 256903 1 Totals:	48,965,883	0	0	0	0	0	0	48,965,883
Fund	<2015	2015	2016	2017	2018	2019	>2019	All Years
Item Number: 2571521 Project Description: SR 679 (BAYWAY) FROM S END INTERCOASTAL TO N OF BRIDGE *NON-SIS* District: 07 County: PINELLAS Type of Work: BRIDGE-REPAIR/REHABILITATION Roadway ID: 15200000 Beginning Section: 8.350 Project Length: .263 LRTP: Objective 1.11 Ending Section: 8.613 Lanes Existing/Improved/Added: 2/ 2/ 0								
PRELIMINARY ENGINEERING / MANAGED BY FDOT								
-TOTAL OUTSIDE YEARS	234,273	0	0	0	0	0	0	234,273
ENVIRONMENTAL / MANAGED BY FDOT								
-TOTAL OUTSIDE YEARS	26,455	0	0	0	0	0	0	26,455
Item 257152 1 Totals:	260,728	0	0	0	0	0	0	260,728

Fund	<2015	2015	2016	2017	2018	2019	>2019	All Years
Item Number: 2571522 Project Description: SR 679 (BAYWAY) FROM BEGINNING OF BRIDGE TO END OF BRIDGE *NON-SIS* LRTP: District: 07 County: PINELLAS Type of Work: BRIDGE-REPAIR/REHABILITATION Roadway ID: 15200000 Beginning Section: 8.350 Project Length: .263 LRTP: Objective 1.11 Ending Section: 8.613 Lanes Existing/Improved/Added: 2/ 0/ 0								
PRELIMINARY ENGINEERING / MANAGED BY FDOT								
-TOTAL OUTSIDE YEARS	11,604	0	0	0	0	0	0	11,604
CONSTRUCTION / MANAGED BY FDOT								
-TOTAL OUTSIDE YEARS	1,201,776	0	0	0	0	0	0	1,201,776
Item 257152 2 Totals:	1,213,380	0	0	0	0	0	0	1,213,380
Fund	<2015	2015	2016	2017	2018	2019	>2019	All Years
Item Number: 4166411 Project Description: I-275 (SR 93) SKYWAY BRIDGE PAINTING *SIS* District: 07 County: PINELLAS Type of Work: BRIDGE - PAINTING Roadway ID: 15170001 Beginning Section: .000 Project Length: 4.143 LRTP: Objective 1.11 Ending Section: 4.143 Lanes Existing/Improved/Added: 4/ 4/ 0								
PRELIMINARY ENGINEERING / MANAGED BY FDOT								
-TOTAL OUTSIDE YEARS	16,326	0	0	0	0	0	0	16,326
CONSTRUCTION / MANAGED BY FDOT								
-TOTAL OUTSIDE YEARS	6,120,621	0	0	0	0	0	0	6,120,621
ENVIRONMENTAL / MANAGED BY FDOT								
-TOTAL OUTSIDE YEARS	5,811	0	0	0	0	0	0	5,811
Item 416641 1 Totals:	6,142,758	0	0	0	0	0	0	6,142,758

Fund	<2015	2015	2016	2017	2018	2019	>2019	All Years
Item Number: 4166412 Project Description: I-275 (SR 93) SKYWAY BRIDGE TRESTLE SPAN REPAIR *SIS* District: 07 County: PINELLAS Type of Work: BRIDGE-REPAIR/REHABILITATION Roadway ID: 15170001 Beginning Section: .000 Project Length: 4.143 LRTP: Objective 1.11 Ending Section: 4.143 Lanes Existing/Improved/Added: 4/ 0/ 0								
CONSTRUCTION / MANAGED BY FDOT								
-TOTAL OUTSIDE YEARS	1,900,342	0	0	0	0	0	0	1,900,342
Item 416641 2 Totals:	1,900,342	0	0	0	0	0	0	1,900,342
Fund	<2015	2015	2016	2017	2018	2019	>2019	All Years
Item Number: 4166413 Project Description: I275 SUNSHINE SKYWAY BR# 150189 OVER TAMPA BAY *SIS* District: 07 County: PINELLAS Type of Work: BRIDGE-REPAIR/REHABILITATION Roadway ID: 15170001 Beginning Section: .000 Project Length: 4.143 LRTP: Objective 1.11 Ending Section: 4.143 Lanes Existing/Improved/Added: 4/ 0/ 0								
PRELIMINARY ENGINEERING / MANAGED BY FDOT								
-TOTAL OUTSIDE YEARS	10,040	0	0	0	0	0	0	10,040
CONSTRUCTION / MANAGED BY FDOT								
-TOTAL OUTSIDE YEARS	2,963,624	0	0	0	0	0	0	2,963,624
Item 416641 3 Totals:	2,973,664	0	0	0	0	0	0	2,973,664

Fund	<2015	2015	2016	2017	2018	2019	>2019	All Years
Item Number: 4168531 Project Description: I-275 (SR 93) SKYWAY BRIDGE BEG/END CORRIDOR *SIS*								
District: 07 County: PINELLAS Type of Work: BRIDGE-REPAIR/REHABILITATION								
Roadway ID: 15170001 Beginning Section: .000 Project Length: 7.386								
LRTP: Objective 1.11 Ending Section: 4.143 Lanes Existing/Improved/Added: 4/ 0/ 0								
PRELIMINARY ENGINEERING / MANAGED BY FDOT								
-TOTAL OUTSIDE YEARS	3,068	0	0	0	0	0	0	3,068
CONSTRUCTION / MANAGED BY FDOT								
-TOTAL OUTSIDE YEARS	1,094,306	0	0	0	0	0	0	1,094,306
Item 416853 1 Totals:	1,097,374	0	0	0	0	0	0	1,097,374
Fund	<2015	2015	2016	2017	2018	2019	>2019	All Years
Item Number: 4191501 Project Description: I-275 (SR 93) LIGHTNING PROTECTION SYSTEM MODIFICATIONS *SIS*								
District: 07 County: PINELLAS Type of Work: BRIDGE-REPAIR/REHABILITATION								
Roadway ID: 15170001 Beginning Section: .000 Project Length: 4.143								
LRTP: Objective 1.11 Ending Section: 4.143 Lanes Existing/Improved/Added: 4/ 0/ 0								
PRELIMINARY ENGINEERING / MANAGED BY FDOT								
-TOTAL OUTSIDE YEARS	6,092	0	0	0	0	0	0	6,092
CONSTRUCTION / MANAGED BY FDOT								
-TOTAL OUTSIDE YEARS	515,770	0	0	0	0	0	0	515,770
Item 419150 1 Totals:	521,862	0	0	0	0	0	0	521,862

Fund	<2015	2015	2016	2017	2018	2019	>2019	All Years
Item Number: 4234741 Project Description: SKYWAY AND BUNCES PASS BRIDGE REPAIR BR# 150189 & 150038 *SIS*								
District: 07 County: PINELLAS Type of Work: BRIDGE-REPAIR/REHABILITATION								
Extra Description: BRIDGE BEARING REPAIR; CORROSION MITIGATION PROJECT								
Roadway ID: 15170001 Beginning Section: .000 Project Length: 4.143								
<u>L RTP: Objective 1.11</u> Ending Section: 4.143 Lanes Existing/Improved/Added: 4/ 4/ 0								
PRELIMINARY ENGINEERING / MANAGED BY FDOT								
DIH -STATE IN-HOUSE PRODUCT SUPPORT	13,000	0	0	0	0	0	0	13,000
CONSTRUCTION / MANAGED BY FDOT								
DIH -STATE IN-HOUSE PRODUCT SUPPORT	0	214,814	0	0	0	0	0	214,814
DSB1 -SKYWAY	0	5,042,957	0	0	0	0	0	5,042,957
Item 423474 1 Totals:	13,000	5,257,771	0	0	0	0	0	5,270,771
Fund	<2015	2015	2016	2017	2018	2019	>2019	All Years
Item Number: 4234781 Project Description: I/275 (SR 93) FROM BEGINNING OF BRIDGE TO END OF BRIDGE *SIS*								
District: 07 County: PINELLAS Type of Work: BRIDGE-REPAIR/REHABILITATION								
Roadway ID: 15190000 Beginning Section: 16.649 Project Length: 3.006								
<u>L RTP: Objective 1.11</u> Ending Section: 19.655 Lanes Existing/Improved/Added: 0/ 0/ 0								
PRELIMINARY ENGINEERING / MANAGED BY FDOT								
-TOTAL OUTSIDE YEARS	1,968	0	0	0	0	0	0	1,968
CONSTRUCTION / MANAGED BY FDOT								
-TOTAL OUTSIDE YEARS	1,689,296	0	0	0	0	0	0	1,689,296
Item 423478 1 Totals:	1,691,264	0	0	0	0	0	0	1,691,264

Fund	<2015	2015	2016	2017	2018	2019	>2019	All Years
Item Number: 4270481 Project Description: SR 679 PINELLAS BAYWAY STRUCTURE E *NON-SIS* District: 07 County: PINELLAS Type of Work: BRIDGE-REPAIR/REHABILITATION Roadway ID: 15200000 Beginning Section: 8.476 Project Length: .263 LRTP: Objective 1.11 Ending Section: 8.739 Lanes Existing/Improved/Added: 2/ 0/ 0								
PRELIMINARY ENGINEERING / MANAGED BY FDOT								
-TOTAL OUTSIDE YEARS	3,384	0	0	0	0	0	0	3,384
CONSTRUCTION / MANAGED BY FDOT								
-TOTAL OUTSIDE YEARS	3,109,612	0	0	0	0	0	0	3,109,612
ENVIRONMENTAL / MANAGED BY FDOT								
-TOTAL OUTSIDE YEARS	7,536	0	0	0	0	0	0	7,536
Item 427048 1 Totals:	3,120,532	0	0	0	0	0	0	3,120,532
Fund	<2015	2015	2016	2017	2018	2019	>2019	All Years
Item Number: 4270491 Project Description: I-275 (SR 93) SB HOWARD FRANKLAND BRIDGE #150210 *SIS* District: 07 County: PINELLAS Type of Work: BRIDGE-REPAIR/REHABILITATION Roadway ID: 15190000 Beginning Section: 16.649 Project Length: 3.006 LRTP: Objective 1.11 Ending Section: 19.655 Lanes Existing/Improved/Added: 4/ 0/ 0								
PRELIMINARY ENGINEERING / MANAGED BY FDOT								
-TOTAL OUTSIDE YEARS	16,910	0	0	0	0	0	0	16,910
CONSTRUCTION / MANAGED BY FDOT								
-TOTAL OUTSIDE YEARS	1,317,988	0	0	0	0	0	0	1,317,988
Item 427049 1 Totals:	1,334,898	0	0	0	0	0	0	1,334,898

Fund	<2015	2015	2016	2017	2018	2019	>2019	All Years
Item Number: 4274551Project Description: I-275 (SR 93) NB HOWARD FRANKLAND BRIDGE OVER TAMPA BAY *SIS*								
District: 07		County: PINELLAS			Type of Work: BRIDGE-REPAIR/REHABILITATION			
Roadway ID: 15190000		Beginning Section: 16.649			Project Length: 3.051			
LRTP: Objective 1.11		Ending Section: 19.655			Lanes Existing/Improved/Added: 4/ 4/ 0			
PRELIMINARY ENGINEERING / MANAGED BY FDOT								
-TOTAL OUTSIDE YEARS	118,313	0	0	0	0	0	0	118,313
CONSTRUCTION / MANAGED BY FDOT								
-TOTAL OUTSIDE YEARS	4,025,276	0	0	0	0	0	0	4,025,276
Item 427455 1 Totals:	4,143,589	0	0	0	0	0	0	4,143,589
Fund	<2015	2015	2016	2017	2018	2019	>2019	All Years
Item Number: 4274561Project Description: BRIDGE PAINTING PINELLAS COUNTY (VARIOUS LOCATIONS) *SIS*								
District: 07		County: PINELLAS			Type of Work: BRIDGE - PAINTING			
Roadway ID: 15170000		Beginning Section: 5.650			Project Length: .497			
LRTP: Objective 1.11		Ending Section: 5.938			Lanes Existing/Improved/Added: 4/ 4/ 0			
PRELIMINARY ENGINEERING / MANAGED BY FDOT								
-TOTAL OUTSIDE YEARS	163,908	0	0	0	0	0	0	163,908
CONSTRUCTION / MANAGED BY FDOT								
-TOTAL OUTSIDE YEARS	1,249,128	0	0	0	0	0	0	1,249,128
Item 427456 1 Totals:	1,413,036	0	0	0	0	0	0	1,413,036

Fund	<2015	2015	2016	2017	2018	2019	>2019	All Years
Item Number: 4274891 Project Description: SUBSTRUCTURE REPAIR PINELLAS COUNTY (VARIOUS LOCATIONS) *SIS* District: 07 County: PINELLAS Type of Work: BRIDGE-REPAIR/REHABILITATION Roadway ID: 15170000 Beginning Section: 5.650 Project Length: 2.617 LRTP: Objective 1.11 Ending Section: 8.199 Lanes Existing/Improved/Added: 4/ 4/ 0								
PRELIMINARY ENGINEERING / MANAGED BY FDOT								
-TOTAL OUTSIDE YEARS	138,650	0	0	0	0	0	0	138,650
CONSTRUCTION / MANAGED BY FDOT								
-TOTAL OUTSIDE YEARS	1,255,400	0	0	0	0	0	0	1,255,400
Item 427489 1 Totals:	1,394,050	0	0	0	0	0	0	1,394,050
Fund	<2015	2015	2016	2017	2018	2019	>2019	All Years
Item Number: 4274961 Project Description: SR 580/SR 584/TAMPA RD FROM EAST OF COMMERCE TO WEST OF SR 580 *NON-SIS* District: 07 County: PINELLAS Type of Work: RAILROAD CROSSING Roadway ID: 15080000 Beginning Section: 2.014 Project Length: .047 LRTP: Objective 1.10 Ending Section: 2.061 Lanes Existing/Improved/Added: 3/ 3/ 0								
PRELIMINARY ENGINEERING / MANAGED BY FDOT								
DDR -DIST DEDICATED REVENUE	0	201,000	0	0	0	0	0	201,000
DIH -STATE IN-HOUSE PRODUCT SUPPORT	1,000	1,000	0	0	0	0	0	2,000
RAILROAD & UTILITES / MANAGED BY FDOT								
DDR -DIST DEDICATED REVENUE	0	20,000	500,000	0	0	0	0	520,000
CONSTRUCTION / MANAGED BY FDOT								
DDR -DIST DEDICATED REVENUE	0	0	59,678	0	0	0	0	59,678
DIH -STATE IN-HOUSE SUPPORT	0	0	10,581	0	0	0	0	10,581
Item 427496 1 Totals:	1,000	222,000	570,259	0	0	0	0	793,259

Fund	<2015	2015	2016	2017	2018	2019	>2019	All Years
Item Number: 4303341 Project Description: I-275/NB/SB RAMP BRIDGES TO SR 682/EB/WB BRIDGE PAINTING *SIS* District: 07 County: PINELLAS Type of Work: BRIDGE - PAINTING Roadway ID: 15190304 Beginning Section: .000 Project Length: .518 <u>LRTP: Objective 1.11</u> Ending Section: .280 Lanes Existing/Improved/Added: 2/ 2/ 0 CONSTRUCTION / MANAGED BY FDOT								
-TOTAL OUTSIDE YEARS	1,343,374	0	0	0	0	0	0	1,343,374
Item 430334 1 Totals:	1,343,374	0	0	0	0	0	0	1,343,374
Project Total:	77,530,734	5,479,771	570,259	0	0	0	0	83,580,764
Fund	<2015	2015	2016	2017	2018	2019	>2019	All Years
Item Number: 2567742 Project Description: US 19 (SR 55) FROM N OF SR 580 (MAIN ST) TO NORTHSIDE DR *SIS* District: 07 County: PINELLAS Type of Work: FLEXIBLE PAVEMENT RECONSTRUCT. Extra Description: RECONSTRUCT US 19 WITH FRONTAGE ROADS Roadway ID: 15150000 Beginning Section: 23.005 Project Length: 1.028 <u>LRTP: Objective 1.11</u> Ending Section: 24.033 Lanes Existing/Improved/Added: 4/ 4/ 0 PRELIMINARY ENGINEERING / MANAGED BY FDOT								
BRRP -STATE BRIDGE REPAIR & REHAB	104	0	0	0	0	0	0	104
DDR -DIST DEDICATED REVENUE	2,532	0	0	0	0	0	0	2,532
DEMW -ENVIRONMEN MITIGATION- WETLANDS	657	0	0	0	0	0	0	657
DIH -STATE IN-HOUSE PRODUCT SUPPORT	35,958	0	0	0	0	0	0	35,958
DS -STATE PRIMARY HIGHWAYS & PTO	125,484	0	0	0	0	0	0	125,484
SU -STP, URBAN AREAS > 200K	3,885,136	0	0	0	0	0	0	3,885,136
RIGHT OF WAY / MANAGED BY FDOT								
SU -STP, URBAN AREAS > 200K	0	0	5,313,100	0	0	0	0	5,313,100
RAILROAD & UTILITES / MANAGED BY FDOT								
LF -LOCAL FUNDS	0	0	0	0	0	4,485,000	0	4,485,000
CONSTRUCTION / MANAGED BY FDOT								
CM -CONGESTION MITIGATION - AQ	0	0	0	0	0	1,173,560	0	1,173,560
DDR -DIST DEDICATED REVENUE	0	0	0	0	0	26,476,706	0	26,476,706
SU -STP, URBAN AREAS > 200K	0	0	0	0	0	22,574,284	131,979	22,706,263
ENVIRONMENTAL / MANAGED BY FDOT								
DIS -STRATEGIC INTERMODAL SYSTEM	54,812	0	0	0	0	0	0	54,812
Item 256774 2 Totals:	4,104,683	0	5,313,100	0	0	54,709,550	131,979	64,259,312

Fund	<2015	2015	2016	2017	2018	2019	>2019	All Years
Item Number: 2567743 Project Description: US 19 (SR 55) FROM NORTHSIDE DR TO NORTH OF CR 95 *SIS* District: 07 County: PINELLAS Type of Work: FLEXIBLE PAVEMENT RECONSTRUCT. Extra Description: RECONSTRUCT US 19 WITH FRONTAGE ROADS . Roadway ID: 15150000 Beginning Section: 24.033 Project Length: 1.282 L RTP: Table 56, Fig. 20, C4 Ending Section: 25.315 Lanes Existing/Improved/Added: 8/ 8/ 0								
PRELIMINARY ENGINEERING / MANAGED BY FDOT								
-TOTAL OUTSIDE YEARS	4,513,210	0	0	0	0	0	0	4,513,210
RAILROAD & UTILITES / MANAGED BY FDOT								
-UNFUNDED	0	0	0	0	0	0	4,485,000	4,485,000
CONSTRUCTION / MANAGED BY FDOT								
-UNFUNDED	0	0	0	0	0	0	52,092,587	52,092,587
Item 256774 3 Totals:	4,513,210	0	0	0	0	0	56,577,587	61,090,797
Project Total:	8,617,893	0	5,313,100	0	0	54,709,550	56,709,566	125,350,109
Fund	<2015	2015	2016	2017	2018	2019	>2019	All Years
Item Number: 2569941 Project Description: SR 686 FROM E OF 40TH ST TO W OF 28TH ST *SIS* District: 07 County: PINELLAS Type of Work: NEW ROAD CONSTRUCTION Roadway ID: 15035000 Beginning Section: 1.532 Project Length: .803 L RTP: TBL 56, Fig. 19, T12 Ending Section: 2.335 Lanes Existing/Improved/Added: 0/ 0/ 2								
PRELIMINARY ENGINEERING / MANAGED BY FDOT								
-TOTAL OUTSIDE YEARS	4,322,911	0	0	0	0	0	0	4,322,911
RIGHT OF WAY / MANAGED BY FDOT								
-TOTAL OUTSIDE YEARS	205,553	0	0	0	0	0	0	205,553
RAILROAD & UTILITES / MANAGED BY FDOT								
-TOTAL OUTSIDE YEARS	52,640	0	0	0	0	0	0	52,640
CONSTRUCTION / MANAGED BY FDOT								
-TOTAL OUTSIDE YEARS	17,552,112	0	0	0	0	0	0	17,552,112
ENVIRONMENTAL / MANAGED BY FDOT								
-TOTAL OUTSIDE YEARS	6,122,397	0	0	0	0	0	0	6,122,397
Item 256994 1 Totals:	28,255,613	0	0	0	0	0	0	28,255,613

Fund	<2015	2015	2016	2017	2018	2019	>2019	All Years
Item Number: 2569942 Project Description: SR 686 FROM NB I-275 (RAMP P) TO WB SR 686 *SIS*								
District: 07 County: PINELLAS Type of Work: NEW ROAD CONSTRUCTION								
Roadway ID: 15035002 Beginning Section: .000 Project Length: 1.229								
LRTP: TBL 56, Fig. 19, T12 Ending Section: .524 Lanes Existing/Improved/Added: 0/ 0/ 2								
PRELIMINARY ENGINEERING / MANAGED BY FDOT								
-TOTAL OUTSIDE YEARS	22,732	0	0	0	0	0	0	22,732
CONSTRUCTION / MANAGED BY FDOT								
-TOTAL OUTSIDE YEARS	17,357,191	0	0	0	0	0	0	17,357,191
ENVIRONMENTAL / MANAGED BY FDOT								
-TOTAL OUTSIDE YEARS	99,240	0	0	0	0	0	0	99,240
Item 256994 2 Totals:	17,479,163	0	0	0	0	0	0	17,479,163
Fund	<2015	2015	2016	2017	2018	2019	>2019	All Years
Item Number: 2569943 Project Description: SR 690 (SR 686) FROM EAST OF 40TH ST TO EAST OF 28TH ST *SIS*								
District: 07 County: PINELLAS Type of Work: NEW ROAD CONSTRUCTION								
Extra Description: 2 LANES EASTBOUND								
Roadway ID: 15035000 Beginning Section: 1.583 Project Length: 1.194								
LRTP: TBL 56, Fig. 19 T12 Ending Section: 2.777 Lanes Existing/Improved/Added: 2/ 2/ 2								
PRELIMINARY ENGINEERING / MANAGED BY FDOT								
-TOTAL OUTSIDE YEARS	2,190,500	0	0	0	0	0	0	2,190,500
ENVIRONMENTAL / MANAGED BY FDOT								
-TOTAL OUTSIDE YEARS	31,601	0	0	0	0	0	0	31,601
Item 256994 3 Totals:	2,222,101	0	0	0	0	0	0	2,222,101

Fund	<2015	2015	2016	2017	2018	2019	>2019	All Years
Item Number: 2569944 Project Description: SR 690 (SR 686) FROM EAST OF 34TH ST TO WEST OF 28TH ST *SIS* District: 07 County: PINELLAS Type of Work: NEW ROAD CONSTRUCTION Extra Description: PROVIDE SLIP RAMP CONNECTION FROM EB 118TH AVE TO EB SR 686								
Roadway ID: 15035000 Beginning Section: .000 Project Length: .269 LRTP: TBL 56, Fig. 19 T12 Ending Section: .269 Lanes Existing/Improved/Added: 0/ 0/ 1 PRELIMINARY ENGINEERING / MANAGED BY FDOT								
-TOTAL OUTSIDE YEARS	756,778	0	0	0	0	0	0	756,778
ENVIRONMENTAL / MANAGED BY FDOT								
-TOTAL OUTSIDE YEARS	51,284	0	0	0	0	0	0	51,284
Item 256994 4 Totals:	808,062	0	0	0	0	0	0	808,062
Fund	<2015	2015	2016	2017	2018	2019	>2019	All Years
Item Number: 2569951 Project Description: SR 686 FROM N OF SR 688/ULMERTON TO E OF 40TH ST *SIS* District: 07 County: PINELLAS Type of Work: NEW ROAD CONSTRUCTION Extra Description: 0 TO 4 LANES								
Roadway ID: 15035000 Beginning Section: .311 Project Length: 1.654 LRTP: TBL 56, Fig. 20, C18 Ending Section: 1.916 Lanes Existing/Improved/Added: 1/ 1/ 4 PRELIMINARY ENGINEERING / MANAGED BY FDOT								
REPAIR/REHAB	2,456	0	0	0	0	0	0	2,456
DDR -DIST DEDICATED REVENUE	10,504,805	0	0	0	0	0	0	10,504,805
WETLANDS	601	0	0	0	0	0	0	601
DIH -STATE IN-HOUSE SUPPORT	255,041	0	0	0	0	0	0	255,041
DS -STATE PRIMARY HIGHWAYS & PTO	72,005	0	0	0	0	0	0	72,005
RIGHT OF WAY / MANAGED BY FDOT								
DS -STATE PRIMARY HIGHWAYS & PTO	71	0	0	0	0	0	0	71
F330 -SEC 330 STP EARMARKS 2003	9,935,000	0	0	0	0	0	0	9,935,000
MG -MINIMUM GUARANTEE	5,788,500	0	0	0	0	0	0	5,788,500
SU -STP, URBAN AREAS > 200K	2,143,290	554,460	2,963,306	0	0	0	0	5,661,056
S115 -STP EARMARKS - 2004	5,700,225	699,540	600,235	0	0	0	0	7,000,000
ENVIRONMENTAL / MANAGED BY FDOT								
DDR -DIST DEDICATED REVENUE	162,680	0	0	0	0	0	0	162,680
Item 256995 1 Totals:	34,564,674	1,254,000	3,563,541	0	0	0	0	39,382,215

Fund	<2015	2015	2016	2017	2018	2019	>2019	All Years
Item Number: 2569952 Project Description: 43RD ST N EXTENSION FROM CR 296 (118TH AVE N) TO 40TH STREET N *NON-SIS*								
District: 07 County: PINELLAS Type of Work: NEW ROAD CONSTRUCTION								
Roadway ID: 15036001 Beginning Section: .000 Project Length: .494								
LRTP: TBL 56, Fig. 20, C21 Ending Section: .494 Lanes Existing/Improved/Added: 0/ 0/ 2								
RAILROAD & UTILITES / MANAGED BY FDOT								
-TOTAL OUTSIDE YEARS	104,768	0	0	0	0	0	0	104,768
CONSTRUCTION / MANAGED BY FDOT								
-TOTAL OUTSIDE YEARS	6,461,798	0	0	0	0	0	0	6,461,798
ENVIRONMENTAL / MANAGED BY FDOT								
-TOTAL OUTSIDE YEARS	51,999	0	0	0	0	0	0	51,999
Item 256995 2 Totals:	6,618,565	0	0	0	0	0	0	6,618,565
Fund	<2015	2015	2016	2017	2018	2019	>2019	All Years
Item Number: 2569953 Project Description: SR 688 (ULMERTON RD) FM E OF 49TH STREET TO W OF 38TH STREET NORTH *NON-SIS*								
District: 07 County: PINELLAS Type of Work: ADD LANES & RECONSTRUCT								
Extra Description: 4 TO 6 LANES								
Roadway ID: 15120000 Beginning Section: 10.000 Project Length: .790								
LRTP: TBL 56, Fig. 20, C21 Ending Section: 10.790 Lanes Existing/Improved/Added: 6/ 6/ 5								
RAILROAD & UTILITES / MANAGED BY FDOT								
LF -LOCAL FUNDS	0	1,667,000	0	0	0	0	0	1,667,000
CONSTRUCTION / MANAGED BY FDOT								
DDR -DIST DEDICATED REVENUE	80	14,877,423	0	0	0	0	0	14,877,503
DIH -STATE IN-HOUSE PRODUCT SUPPORT	0	190,423	0	0	0	0	0	190,423
DS -STATE PRIMARY HIGHWAYS & PTO	10,706	0	0	0	0	0	0	10,706
ENVIRONMENTAL / MANAGED BY FDOT								
DEMW -ENVIRONMEN MITIGATION-WETLANDS	687,000	0	0	0	0	0	0	687,000
Item 256995 3 Totals:	697,786	16,734,846	0	0	0	0	0	17,432,632

Fund	<2015	2015	2016	2017	2018	2019	>2019	All Years
Item Number: 2569961 Project Description: SR 686 AT CR 611 (49TH ST) *NON-SIS* District: 07 County: PINELLAS Type of Work: NEW BRIDGE CONSTRUCTION Extra Description: 0 TO 2 LANES, STAGE 6 OF 6 Roadway ID: 15030002 Beginning Section: .000 Project Length: 1.247 LRTP: TBL 56, Fig. 20, C19 Ending Section: .963 Lanes Existing/Improved/Added: 0/ 0/ 2 PRELIMINARY ENGINEERING / MANAGED BY FDOT								
DIH -STATE IN-HOUSE SUPPORT	56,551	0	0	0	0	0	0	56,551
EB -EQUITY BONUS	955,097	0	0	0	0	0	0	955,097
SU -STP, URBAN AREAS > 200K	1,161,485	0	0	0	0	0	0	1,161,485
RIGHT OF WAY / MANAGED BY FDOT								
SU -STP, URBAN AREAS > 200K	97,900	44,000	101	0	0	0	0	142,001
ENVIRONMENTAL / MANAGED BY FDOT								
DDR -DIST DEDICATED REVENUE	63,000	0	0	0	0	0	0	63,000
Item 256996 1 Totals:	2,334,033	44,000	101	0	0	0	0	2,378,134
Fund	<2015	2015	2016	2017	2018	2019	>2019	All Years
Item Number: 2569981 Project Description: SR 686 FROM W OF I-275 TO W OF 9TH ST N *SIS* District: 07 County: PINELLAS Type of Work: NEW ROAD CONSTRUCTION Extra Description: 2 TO 4 LANES, STAGE 3 OF 6 Roadway ID: 15035000 Beginning Section: 2.516 Project Length: 1.633 LRTP: TBL 56, Fig. 20, C25 Ending Section: 3.655 Lanes Existing/Improved/Added: 2/ 2/ 2 PRELIMINARY ENGINEERING / MANAGED BY FDOT								
-TOTAL OUTSIDE YEARS	8,385,298	0	0	0	0	0	0	8,385,298
RIGHT OF WAY / MANAGED BY FDOT								
-TOTAL OUTSIDE YEARS	836,356	0	0	0	0	0	0	836,356
CONSTRUCTION / MANAGED BY FDOT								
-UNFUNDED	0	0	0	0	0	0	119,684,806	119,684,806
ENVIRONMENTAL / MANAGED BY FDOT								
-TOTAL OUTSIDE YEARS	373,575	0	0	0	0	0	0	373,575
Item 256998 1 Totals:	9,595,229	0	0	0	0	0	119,684,806	129,280,035

Fund	<2015	2015	2016	2017	2018	2019	>2019	All Years
Item Number: 2569971 Project Description: SR 686 (ROOSEVELT) FROM 49TH ST BRIDGE TO N OF SR 688(ULMERTON) *SIS* District: 07 County: PINELLAS Type of Work: NEW ROAD CONSTRUCTION Extra Description: 4 TO 6 LANES WITH FRONTAGE ROADS, STAGE 5 OF 6 Roadway ID: 15030000 Beginning Section: 5.513 Project Length: 1.232 L RTP: TBL 56, Fig. 20, C20 Ending Section: 6.745 Lanes Existing/Improved/Added: 5/ 5/ 8								
PRELIMINARY ENGINEERING / MANAGED BY FDOT								
BRRP -STATE BRIDGE REPAIR & REHAB	654	0	0	0	0	0	0	654
DDR -DIST DEDICATED REVENUE	560,705	0	0	0	0	0	0	560,705
DIH -STATE IN-HOUSE PRODUCT SUPPORT	152,926	0	0	0	0	0	0	152,926
DS -STATE PRIMARY HIGHWAYS & PTO	5,077,693	0	0	0	0	0	0	5,077,693
RIGHT OF WAY / MANAGED BY FDOT								
ACCM -ADVANCE CONSTRUCTION (CM)	909,402	0	0	0	0	0	0	909,402
ACSA -ADVANCE CONSTRUCTION (SA)	921,409	0	0	0	0	0	0	921,409
CM -CONGESTION MITIGATION - AQ	1,841,561	0	0	0	0	0	0	1,841,561
DIH -STATE IN-HOUSE PRODUCT SUPPORT	70,000	30,000	0	0	0	0	0	100,000
DS -STATE PRIMARY HIGHWAYS & PTO	1,000,000	2,026,572	0	0	0	0	0	3,026,572
SA -STP, ANY AREA	6,025,358	0	0	0	0	0	0	6,025,358
SU -STP, URBAN AREAS > 200K	4,088,282	3,668,346	5,326,000	0	0	0	0	13,082,628
ENVIRONMENTAL / MANAGED BY FDOT								
DS -STATE PRIMARY HIGHWAYS & PTO	103,000	0	0	0	0	0	0	103,000
Item 256997 1 Totals:	20,750,990	5,724,918	5,326,000	0	0	0	0	31,801,908

Fund	<2015	2015	2016	2017	2018	2019	>2019	All Years
Item Number: 2571471 Project Description: SR 688 (ULMERTON RD) FROM W OF 38TH ST NORTH TO W OF INTERSTATE 275 *NON-SIS* District: 07 County: PINELLAS Type of Work: ADD LANES & RECONSTRUCT								
Roadway ID: 15120000 Beginning Section: 10.790 Project Length: 2.075 LRTP: TBL 56, Fig. 19, T8 Ending Section: 12.865 Lanes Existing/Improved/Added: 6/ 6/ 4								
PRELIMINARY ENGINEERING / MANAGED BY FDOT								
-TOTAL OUTSIDE YEARS	4,498,722	0	0	0	0	0	0	4,498,722
RIGHT OF WAY / MANAGED BY FDOT								
-TOTAL OUTSIDE YEARS	190,162	0	0	0	0	0	0	190,162
RAILROAD & UTILITES / MANAGED BY FDOT								
-TOTAL OUTSIDE YEARS	540,647	0	0	0	0	0	0	540,647
CONSTRUCTION / MANAGED BY FDOT								
-TOTAL OUTSIDE YEARS	24,797,535	0	0	0	0	0	0	24,797,535
ENVIRONMENTAL / MANAGED BY FDOT								
-TOTAL OUTSIDE YEARS	59,467	0	0	0	0	0	0	59,467
Item 257147 1 Totals:	30,086,533	0	0	0	0	0	0	30,086,533
Fund	<2015	2015	2016	2017	2018	2019	>2019	All Years
Item Number: 4136221 Project Description: 118TH AVE FROM US 19 TO ROOSEVELT/CR296 CNCTR *NON-SIS* District: 07 County: PINELLAS Type of Work: PD&E/EMO STUDY								
LRTP: TBL 56, Fig. 20, C23								
P D & E / MANAGED BY FDOT								
-TOTAL OUTSIDE YEARS	1,241,922	0	0	0	0	0	0	1,241,922
Item 413622 1 Totals:	1,241,922	0	0	0	0	0	0	1,241,922

Fund	<2015	2015	2016	2017	2018	2019	>2019	All Years
Item Number: 4136222Project Description: CR 296(FUTURE SR690) FROM US 19 (SR 55) TO E OF ROOSEVELT/CR 296								
SIS								
District: 07			County: PINELLAS			Type of Work: NEW BRIDGE CONSTRUCTION		
Extra Description: FUTURE SR 690, 0 TO 4 LANE VIADUCT OVER 118TH AVENUE								
Roadway ID: 15000401			Beginning Section: .000		Project Length: 3.688			
LRTP: TBL 56, Fig. 20, C23			Ending Section: .716		Lanes Existing/Improved/Added: 3/ 3/ 0			
PRELIMINARY ENGINEERING / MANAGED BY FDOT								
D -UNRESTRICTED STATE PRIMARY	8,108	0	0	0	0	0	0	8,108
DDR -DIST DEDICATED REVENUE	1,475,795	0	0	0	0	0	0	1,475,795
DIH -STATE IN-HOUSE SUPPORT	306,236	0	0	0	0	0	0	306,236
DS -STATE PRIMARY HWYS & PTO	36,634	0	0	0	0	0	0	36,634
LFP -LOCAL FUNDS FOR PARTICIPATING	5,200,000	0	0	0	0	0	0	5,200,000
TRIP -TRANS REGIONAL INCENTIVE PROGM	5,200,000	0	0	0	0	0	0	5,200,000
RIGHT OF WAY / MANAGED BY FDOT								
BNIR -INTRASTATE R/W & BRIDGE BONDS	0	1,998,610	4,654,000	0	0	0	0	6,652,610
DDR -DIST DEDICATED REVENUE	259,755	0	0	0	0	0	0	259,755
DIH -STATE IN-HOUSE PRODUCT SUPPORT	117,877	74,586	0	0	0	0	0	192,463
GMR -GROWTH MGNT FOR SIS	1,379,585	0	0	0	0	0	0	1,379,585
LF -LOCAL FUNDS	5,000,000	0	1,567,119	0	0	0	0	6,567,119
SA -STP, ANY AREA	3,232,881	0	0	0	0	0	0	3,232,881
SU -STP, URBAN AREAS > 200K	6,667,197	121,390	0	0	0	0	0	6,788,587
S129 -STP EARMARKS - 2008	1,715,000	0	0	0	0	0	0	1,715,000
ENVIRONMENTAL / MANAGED BY FDOT								
SA -STP, ANY AREA	47,879	0	0	0	0	0	0	47,879
SU -STP, URBAN AREAS > 200K	429,885	0	0	0	0	0	0	429,885
Item 413622 2 Totals:	31,076,832	2,194,586	6,221,119	0	0	0	0	39,492,537

Fund	<2015	2015	2016	2017	2018	2019	>2019	All Years
Item Number: 4338801Project Description: GATEWAY EXPRESS FROM US 19 (SR 55) TO EAST OF 28TH ST*SIS*								
District: 07			County: PINELLAS		Type of Work: NEW ROAD CONSTRUCTION			
Roadway ID: 15035000			Beginning Section: 1.583		Project Length: 2.827			
LRTP: TBL 56, Fig. 20, C19-20			Ending Section: 2.777		Lanes Existing/Improved/Added: 2/ 2/ 4			
PRELIMINARY ENGINEERING / MANAGED BY FDOT								
ACNP -ADVANCE CONSTRUCTION NHPP	0	0	0	1,715,000	0	0	0	1,715,000
DDR -DIST DEDICATED REVENUE	175,000	0	0	0	0	0	0	175,000
DIH -STATE IN-HOUSE SUPPORT	5,000	0	5,000	0	0	0	0	10,000
RAILROAD & UTILITES / MANAGED BY FDOT								
ACNP -ADVANCE CST NHPP	0	0	0	4,500,000	0	0	0	4,500,000
DESIGN BUILD / MANAGED BY FDOT								
ACNP -ADVANCE CST NHPP	0	0	0	125,585,000	0	0	0	125,585,000
DDR -DIST DEDICATED REVENUE	0	0	0	22,288,291	0	0	0	22,288,291
DI -ST. - S/W INTER/INTRASTATE HWY	0	0	0	109,100,000	0	0	0	109,100,000
LF -LOCAL FUNDS	0	0	0	22,392,881	0	0	0	22,392,881
LFD -"LF" FOR STTF UTILITY WORK	0	0	0	31,040,000	0	0	0	31,040,000
SU -STP, URBAN AREAS > 200K	0	0	0	21,307,065	0	0	0	21,307,065
Item 433880 1 Totals:	180,000	0	5,000	337,928,237	0	0	0	338,113,237
Project Total:	185,911,503	25,952,350	15,115,761	337,928,237	0	0	119,684,806	684,592,657

Fund	<2015	2015	2016	2017	2018	2019	>2019	All Years
Item Number: 2568881 Project Description: US 19 (SR 55) FROM S OF NE COACHMAN RD TO N OF SUNSET POINT *SIS*								
District: 07 County: PINELLAS Type of Work: ADD LANES & RECONSTRUCT								
Extra Description: 6 TO 10 LANES, NE COACHMAN AND SUNSET POINT INTERCHANGES								
Roadway ID: 15150000 Beginning Section: 19.689 Project Length: 1.327								
LRTP: project completed Ending Section: 21.016 Lanes Existing/Improved/Added: 6/ 6/ 4								
PRELIMINARY ENGINEERING / MANAGED BY FDOT								
DIH -STATE IN-HOUSE SUPPORT	224,924	0	0	0	0	0	0	224,924
RIGHT OF WAY / MANAGED BY FDOT								
BNDS -BOND - STATE	2,403,589	0	0	0	0	0	0	2,403,589
BNIR -INTRASTATE R/W & BRIDGE BONDS	15,419	717,281	0	0	0	0	0	732,700
DDR -DIST DEDICATED REVENUE	5,916,341	0	0	0	0	0	0	5,916,341
DIH -STATE IN-HOUSE SUPPORT	113,190	0	0	0	0	0	0	113,190
DS -STATE PRIMARY HWYS & PTO	58,234	0	0	0	0	0	0	58,234
DSB1 -SKYWAY	68,634	2,882,719	0	0	0	0	0	2,951,353
RAILROAD & UTILITES / MANAGED BY FDOT								
DS -STATE PRIMARY HWYS & PTO	8,729	0	0	0	0	0	0	8,729
LF -LOCAL FUNDS	1,670,244	0	0	0	0	0	0	1,670,244
CONSTRUCTION / MANAGED BY FDOT								
DDR -DIST DEDICATED REVENUE	52,991,085	0	0	0	0	0	0	52,991,085
DIH -STATE IN-HOUSE SUPPORT	491,468	0	0	0	0	0	0	491,468
DS -STATE PRIMARY HWYS & PTO	1,055,093	0	0	0	0	0	0	1,055,093
LF -LOCAL FUNDS	409,270	0	0	0	0	0	0	409,270
ENVIRONMENTAL / MANAGED BY FDOT								
DS -STATE PRIMARY HIGHWAYS & PTO	494,920	0	0	0	0	0	0	494,920
Item 256888 1 Totals:	65,921,140	3,600,000	0	0	0	0	0	69,521,140

Fund	<2015	2015	2016	2017	2018	2019	>2019	All Years
Item Number: 2569571 Project Description: US 19 (AT DREW ST) FROM N OF SR 60 TO CSX R/R CROSSING *SIS*								
District: 07 County: PINELLAS Type of Work: INTERCHANGE IMPROVEMENT								
Roadway ID: 15150000 Beginning Section: 18.859 Project Length: .830								
LRTP: project completed Ending Section: 19.689 Lanes Existing/Improved/Added: 6/ 6/ 4								
PRELIMINARY ENGINEERING / MANAGED BY FDOT								
-TOTAL OUTSIDE YEARS	108,058	0	0	0	0	0	0	108,058
RIGHT OF WAY / MANAGED BY FDOT								
-TOTAL OUTSIDE YEARS	37,424,895	0	0	0	0	0	0	37,424,895
RAILROAD & UTILITES / MANAGED BY FDOT								
-TOTAL OUTSIDE YEARS	2,594,472	0	0	0	0	0	0	2,594,472
CONSTRUCTION / MANAGED BY FDOT								
-TOTAL OUTSIDE YEARS	34,245,748	0	0	0	0	0	0	34,245,748
ENVIRONMENTAL / MANAGED BY FDOT								
-TOTAL OUTSIDE YEARS	1,526,259	0	0	0	0	0	0	1,526,259
Item 256957 1 Totals:	75,899,432	0	0	0	0	0	0	75,899,432
Project Total:	141,820,572	3,600,000	0	0	0	0	0	145,420,572

Fund	<2015	2015	2016	2017	2018	2019	>2019	All Years
Item Number: 2570861 Project Description: SR 694 (GANDY BLVD) FROM US 19 (SR 55) TO E OF I-275 (SR 93) *SIS*								
District: 07 County: PINELLAS Type of Work: WIDEN/RESURFACE EXIST LANES								
Extra Description: 4 AND 6 LANES; ADV R/W ACQ								
Roadway ID: 15240000 Beginning Section: .000 Project Length: 1.808								
LRTP: TBL 56, (P15-17) Ending Section: 1.808 Lanes Existing/Improved/Added: 6/ 6/ 0								
PRELIMINARY ENGINEERING / MANAGED BY FDOT								
DDR -DIST DEDICATED REVENUE	167,670	0	0	0	0	0	0	167,670
DIH -STATE IN-HOUSE SUPPORT	7,923	0	0	0	0	0	0	7,923
SU -STP, URBAN AREAS > 200K	3,383,700	0	0	0	0	0	0	3,383,700
RIGHT OF WAY / MANAGED BY FDOT								
CM -CONGESTION MITIGATION - AQ	0	0	0	983,998	0	0	0	983,998
DDR -DIST DEDICATED REVENUE	0	0	0	5,204,847	2,164,763	0	0	7,369,610
DS -STATE PRIMARY HIGHWAYS & PTO	0	0	500,000	0	0	0	0	500,000
SU -STP, URBAN AREAS > 200K	0	0	3,889,589	146,392	0	0	0	4,035,981
-UNFUNDED	0	0	0	0	0	0	2,710,100	2,710,100
CONSTRUCTION / MANAGED BY FDOT								
-UNFUNDED	0	0	0	0	0	0	21,370,492	21,370,492
ENVIRONMENTAL / MANAGED BY FDOT								
DS -STATE PRIMARY HIGHWAYS & PTO	16,743	0	7,000	0	0	0	0	23,743
Item 257086 1 Totals:	3,576,036	0	4,396,589	6,335,237	2,164,763	0	24,080,592	40,553,217

Fund	<2015	2015	2016	2017	2018	2019	>2019	All Years
Item Number: 2570862 Project Description: SR 694 (GANDY BLVD) FROM US 19 (SR 55) TO E OF I-275 (SR 93) *SIS*								
District: 07 County: PINELLAS Type of Work: WIDEN/RESURFACE EXIST LANES								
Roadway ID: 15240000 Beginning Section: .000 Project Length: 1.808								
LRTP: TBL 56, Fig. 21 (P15-17) Ending Section: 1.808 Lanes Existing/Improved/Added: 6/ 6/ 0								
PRELIMINARY ENGINEERING / MANAGED BY FDOT								
-TOTAL OUTSIDE YEARS	50,000	0	0	0	0	0	0	50,000
Item 257086 2 Totals:	50,000	0	0	0	0	0	0	50,000
Project Total:	3,626,036	0	4,396,589	6,335,237	2,164,763	0	24,080,592	40,603,217
Fund	<2015	2015	2016	2017	2018	2019	>2019	All Years
Item Number: 4059206 Project Description: PINELLAS COUNTY TRAFFIC SIGNAL MAINTENANCE AND OPERATION *NON-SIS*								
District: 07 County: PINELLAS Type of Work: TRAFFIC SIGNALS								
Extra Description: TRAFFIC SIGNAL MAINTENANCE AND OPERATION FOR LOCAL GOV'T								
Roadway ID: 15000000 Beginning Section: .000 Project Length: .001								
LRTP: Objective 1.11 Ending Section: .001 Lanes Existing/Improved/Added: 0/ 0/ 0								
OPERATIONS / RESPONSIBLE AGENCY NOT AVAILABLE								
DDR -DIST DEDICATED REVENUE	5,365,559	0	0	0	0	0	0	5,365,559
CAPITAL / MANAGED BY FDOT								
DITS -STATEWIDE ITS - STATE 100%.	0	75,251	0	0	0	0	0	75,251
Item 405920 6 Totals:	5,365,559	75,251	0	0	0	0	0	5,440,810
Project Total:	5,365,559	75,251	0	0	0	0	0	5,440,810

Fund	<2015	2015	2016	2017	2018	2019	>2019	All Years
Item Number: 4086711Project Description: SKYWAY VIDEO MODIFICATIONS *SIS*								
District: 07		County: PINELLAS			Type of Work: SAFETY PROJECT			
Roadway ID: 15000000		Beginning Section: .000			Project Length: .001			
LRTP: Objective 1.6		Ending Section: .001			Lanes Existing/Improved/Added: 0/ 0/ 0			
PRELIMINARY ENGINEERING / MANAGED BY FDOT								
-TOTAL OUTSIDE YEARS	1,302,020	0	0	0	0	0	0	1,302,020
DESIGN BUILD / MANAGED BY FDOT								
-TOTAL OUTSIDE YEARS	2,291,859	0	0	0	0	0	0	2,291,859
Item 408671 1 Totals:	3,593,879	0	0	0	0	0	0	3,593,879
Fund	<2015	2015	2016	2017	2018	2019	>2019	All Years
Item Number: 4086712Project Description: SKYWAY VIDEO FROM S END OF SKYWAY TO N END OF SKYWAY *SIS*								
District: 07		County: PINELLAS			Type of Work: ITS COMMUNICATION SYSTEM			
Roadway ID: 15170001		Beginning Section: .000			Project Length: 4.143			
LRTP: TBL 65, Fig. 29		Ending Section: 4.143			Lanes Existing/Improved/Added: 4/ 0/ 0			
OPERATIONS / MANAGED BY FDOT								
-TOTAL OUTSIDE YEARS	125,147	0	0	0	0	0	0	125,147
Item 408671 2 Totals:	125,147	0	0	0	0	0	0	125,147

Fund	<2015	2015	2016	2017	2018	2019	>2019	All Years
Item Number: 4086713								
Project Description: I-275 (SR 93) SUNSHINE SKYWAY PATROL								
SIS								
District: 07			County: PINELLAS			Type of Work: ITS COMMUNICATION SYSTEM		
Extra Description: HIGHWAY PATROL 24 HRS SURVEILLANCE								
LRTP: TBL 65, Fig. 29								
OPERATIONS / MANAGED BY FDOT								
DSB1 -SKYWAY	2,377,111	325,000	332,000	338,000	345,000	352,000	1,099,000	5,168,111
Item 408671 3 Totals:	2,377,111	325,000	332,000	338,000	345,000	352,000	1,099,000	5,168,111
Project Total:	6,096,137	325,000	332,000	338,000	345,000	352,000	1,099,000	8,887,137
Fund	<2015	2015	2016	2017	2018	2019	>2019	All Years
Item Number: 4114571								
Project Description: SR 694 (PARK BLVD) FROM CSX RR (W OF 57TH) TO 49TH ST								
NON-SIS								
District: 07			County: PINELLAS			Type of Work: DRAINAGE IMPROVEMENTS		
Roadway ID: 15000000			Beginning Section: .000			Project Length: .001		
LRTP: Objective 1.11			Ending Section: .001			Lanes Existing/Improved/Added: 0/ 0/ 0		
CONSTRUCTION / RESPONSIBLE AGENCY NOT AVAILABLE								
-TOTAL OUTSIDE YEARS	7,393,076	0	0	0	0	0	0	7,393,076
LOCAL ADVANCE REIMBURSE / RESPONSIBLE AGENCY NOT AVAILABLE								
-TOTAL OUTSIDE YEARS	1,500,000	0	0	0	0	0	0	1,500,000
Item 411457 1 Totals:	8,893,076	0	0	0	0	0	0	8,893,076

Fund	<2015	2015	2016	2017	2018	2019	>2019	All Years
Item Number: 4114572								
Project Description: SR 694 (PARK BLVD) FROM 49TH STREET EASTWARD TO 34TH ST								
NON-SIS								
District: 07								
County: PINELLAS								
Type of Work: DRAINAGE IMPROVEMENTS								
Roadway ID: 15000000								
Beginning Section: .000								
Project Length: .001								
LRTP: Objective 1.11								
Ending Section: .001								
Lanes Existing/Improved/Added: 0/ 0/ 0								
PRELIMINARY ENGINEERING / RESPONSIBLE AGENCY NOT AVAILABLE								
-TOTAL OUTSIDE YEARS	500,000	0	0	0	0	0	0	500,000
CONSTRUCTION / RESPONSIBLE AGENCY NOT AVAILABLE								
-TOTAL OUTSIDE YEARS	2,265,613	0	0	0	0	0	0	2,265,613
Item 411457 2 Totals:	2,765,613	0	0	0	0	0	0	2,765,613
Fund	<2015	2015	2016	2017	2018	2019	>2019	All Years
Item Number: 4114573								
Project Description: SR693/694/PARK/66TH FROM 46TH ST/82ND AVE TO 49TH ST N/86TH AVE								
NON-SIS								
District: 07								
County: PINELLAS								
Type of Work: DRAINAGE IMPROVEMENTS								
Extra Description: GARNETT AND N DISSTON SECONDARY DRAINAGE IMPROVEMENTS								
Roadway ID: 15061000								
Beginning Section: .696								
Project Length: 2.750								
LRTP: Objective 1.11								
Ending Section: 3.446								
Lanes Existing/Improved/Added: 6/ 6/ 0								
PRELIMINARY ENGINEERING / MANAGED BY CITY OF PINELLAS PARK								
SU -STP, URBAN AREAS > 200K	103,410	0	0	0	0	0	0	103,410
S112 -STP EARMARKS - 2006	350,001	0	0	0	0	0	0	350,001
PRELIMINARY ENGINEERING / MANAGED BY FDOT								
DDR -DIST DEDICATED REVENUE	562	0	0	0	0	0	0	562
DIH -STATE IN-HOUSE SUPPORT	3,820	0	0	0	0	0	0	3,820
CONSTRUCTION / MANAGED BY CITY OF PINELLAS PARK								
ACSA -ADVANCE CONSTRUCTION (SA)	0	420,313	0	0	0	0	0	420,313
DIH -STATE IN-HOUSE SUPPORT	0	1,000	0	0	0	0	0	1,000
DS -STATE PRIMARY HWYS & PTO	0	1,263,128	0	0	0	0	0	1,263,128
LF -LOCAL FUNDS	0	1,039,854	0	0	0	0	0	1,039,854
SA -STP, ANY AREA	0	213,890	0	0	0	0	0	213,890
SU -STP, URBAN AREAS > 200K	0	481,055	0	0	0	0	0	481,055
Item 411457 3 Totals:	457,793	3,419,240	0	0	0	0	0	3,877,033
Project Total:	12,116,482	3,419,240	0	0	0	0	0	15,535,722

Fund	<2015	2015	2016	2017	2018	2019	>2019	All Years
Item Number: 4153653Project Description: PINELLAS BAYWAY GENERAL CONSULTANT*SIS*								
District: 07			County: PINELLAS			Type of Work: TOLL COLLECTION		
LRTP: GOAL 1						Extra Description: FOR CAPITAL PROJECTS		
PRELIMINARY ENGINEERING / MANAGED BY FDOT								
DSB3 -PINELLAS BAYWAY	488,688	77,782	77,782	77,782	77,782	77,782	388,910	1,266,508
PKYI -TURNPIKE IMPROVEMENT	143	0	0	0	0	0	0	143
Item 415365 3 Totals:	488,831	77,782	77,782	77,782	77,782	77,782	388,910	1,266,651
Project Total:	488,831	77,782	77,782	77,782	77,782	77,782	388,910	1,266,651
Fund	<2015	2015	2016	2017	2018	2019	>2019	All Years
Item Number: 4157431Project Description: TREASURE ISLAND CSWY FM W END OF TREASURE LANE TO PINELLAS TRAIL*NON-SIS*								
District: 07			County: PINELLAS			Type of Work: BIKE PATH/TRAIL		
Extra Description: CONSTRUCT 10-12'CONCRETE SHARED USE TRAIL								
Roadway ID: 15180500			Beginning Section: .443			Project Length: 1.792		
LRTP: TBL 62, Fig. 26			Ending Section: 2.235			Lanes Existing/Improved/Added: 4/ 4/ 0		
PRELIMINARY ENGINEERING / MANAGED BY CITY OF ST PETERSBURG								
TALU -TRANSPORTATION ALTS->200K	152,961	0	0	0	0	0	0	152,961
PRELIMINARY ENGINEERING / MANAGED BY FDOT								
TALU -TRANSPORTATION ALTS->200K	954	0	0	0	0	0	0	954
CONSTRUCTION / MANAGED BY CITY OF ST PETERSBURG								
TALT -TRANSPORTATION ALTS- ANY AREA	0	231,734	0	0	0	0	0	231,734
TALU -TRANSPORTATION ALTS->200K	0	411,166	0	0	0	0	0	411,166
Item 415743 1 Totals:	153,915	642,900	0	0	0	0	0	796,815
Project Total:	153,915	642,900	0	0	0	0	0	796,815

Fund	<2015	2015	2016	2017	2018	2019	>2019	All Years
Item Number: 4175171 Project Description: SKYWAY NORTH TOLL BOOTH RECONDITION *SIS* District: 07 County: PINELLAS Type of Work: TOLL PLAZA Roadway ID: 15170000 Beginning Section: 7.130 Project Length: .103 LRTP: Goal 1 Ending Section: 7.233 Lanes Existing/Improved/Added: 4/ 0/ 0 PRELIMINARY ENGINEERING / MANAGED BY FDOT								
DSB1 -SKYWAY	6,814	0	0	0	0	0	0	6,814
CONSTRUCTION / MANAGED BY FDOT								
DSB1 -SKYWAY	0	0	0	0	0	330,000	0	330,000
CAPITAL / MANAGED BY FDOT								
DSB1 -SKYWAY	0	0	0	0	0	200,000	0	200,000
Item 417517 1 Totals:	6,814	0	0	0	0	530,000	0	536,814
Project Total:	6,814	0	0	0	0	530,000	0	536,814
Fund	<2015	2015	2016	2017	2018	2019	>2019	All Years
Item Number: 4200611 Project Description: SR 693 (PASADENA AV) AT MAJESTIC WAY, GULFPORT BLVD, PARK ST *NON-SIS* District: 07 County: PINELLAS Type of Work: TRAFFIC SIGNALS Roadway ID: 15110000 Beginning Section: 1.386 Project Length: .389 LRTP: Objective 1.6 Ending Section: 1.775 Lanes Existing/Improved/Added: 0/ 0/ 0 PRELIMINARY ENGINEERING / MANAGED BY FDOT								
DDR -DIST DEDICATED REVENUE	470,833	0	0	0	0	0	0	470,833
DIH -STATE IN-HOUSE PRODUCT SUPPORT	27,670	0	0	0	0	0	0	27,670
DS -STATE PRIMARY HIGHWAYS & PTO	22,136	0	0	0	0	0	0	22,136
CONSTRUCTION / MANAGED BY FDOT								
DIH -STATE IN-HOUSE PRODUCT SUPPORT	0	110,682	0	0	0	0	0	110,682
DS -STATE PRIMARY HIGHWAYS & PTO	0	1,050,967	0	0	0	0	0	1,050,967
ENVIRONMENTAL / MANAGED BY FDOT								
DS -STATE PRIMARY HIGHWAYS & PTO	7,248	0	0	0	0	0	0	7,248
Item 420061 1 Totals:	527,887	1,161,649	0	0	0	0	0	1,689,536
Project Total:	527,887	1,161,649	0	0	0	0	0	1,689,536

Fund	<2015	2015	2016	2017	2018	2019	>2019	All Years
Item Number: 4229042 Project Description: I-275 (HOWARD FRKL) FROM SR 687 (4TH ST N) TO N OF HOWARD FRANKLAND *SIS* District: 07 County: PINELLAS Type of Work: BRIDGE REPLACEMENT Extra Description: BRIDGE REPLACEMENT- GOES WITH 4229044								
Roadway ID: 15190000 Beginning Section: 15.649 Project Length: 4.006 LRTP: Objective 1.11 Ending Section: 19.655 Lanes Existing/Improved/Added: 8/ 4/ 0								
PRELIMINARY ENGINEERING / MANAGED BY FDOT								
ACBR -ADVANCE CST (BRT)	0	0	0	0	0	2,155,000	0	2,155,000
DESIGN BUILD / MANAGED BY FDOT								
ACBR -ADVANCE CST (BRT)	0	0	0	0	0	155,737,878	0	155,737,878
BNBR -AMENDMENT 4 BONDS (BRIDGES)	0	0	0	0	0	300,000,000	0	300,000,000
Item 422904 2 Totals:	0	0	0	0	0	457,892,878	0	457,892,878
Project Total:	0	0	0	0	0	457,892,878	0	457,892,878
Fund	<2015	2015	2016	2017	2018	2019	>2019	All Years
Item Number: 4245073 Project Description: SR 60 (CCAMPBLL CWY) FM MCMULLEN BOOTH RD TO HILLSBOROUGH COUNTY LINE *NON-SIS* District: 07 County: PINELLAS Type of Work: ITS FREEWAY MANAGEMENT Extra Description: TAMPA BAY SUNGUIDE PHASE IV								
Roadway ID: 15040000 Beginning Section: 5.726 Project Length: 3.717 LRTP: TBL 66/68, Fig. 28 Ending Section: 9.443 Lanes Existing/Improved/Added: 6/ 6/ 0								
PRELIMINARY ENGINEERING / MANAGED BY FDOT								
DIH -STATE IN-HOUSE SUPPORT	0	0	0	0	500	0	0	500
DITS -STATEWIDE ITS - STATE 100%.	0	0	0	0	0	90,000	0	90,000
DESIGN BUILD / MANAGED BY FDOT								
DIH -STATE IN-HOUSE SUPPORT	0	0	0	0	0	321,975	0	321,975
DITS -STATEWIDE ITS - STATE 100%.	0	0	0	0	0	2,518,913	0	2,518,913
DS -STATE PRIMARY HIGHWAYS & PTO	0	0	0	0	0	2,105,834	0	2,105,834
Item 424507 3 Totals:	0	0	0	0	500	5,036,722	0	5,037,222
Project Total:	0	0	0	0	500	5,036,722	0	5,037,222

Fund	<2015	2015	2016	2017	2018	2019	>2019	All Years
Item Number: 4245321 Project Description: CITY OF ST PETE ON STREET BICYCLE LN PHASE II (VARIOUS LOCATIONS) *NON-SIS* District: 07 County: PINELLAS Type of Work: BIKE LANE/SIDEWALK								
Extra Description: . 4TH AVE S FM 1ST TO MLK; 8TH ST S FM 1ST AVE N TO MLK; 1ST ST N FM 1ST AVE TO 5TH AVE N; BAYSHORE DR FM PINELLAS TRAIL TO 5TH AVE S; 4TH ST N FM GANDY BLVD TO I275; ROOSEVELT BLVD FM GANDY BLVD TO 28TH ST. C(05/31/12)								
Roadway ID: 15240000 Beginning Section: 3.376 Project Length: 5.421 LRTP: Objective 2.2 Ending Section: 5.883 Lanes Existing/Improved/Added: 6/ 0/ 0								
PRELIMINARY ENGINEERING / MANAGED BY CITY OF ST PETERSBURG								
SE -STP, ENHANCEMENT	40,479	0	0	0	0	0	0	40,479
PRELIMINARY ENGINEERING / MANAGED BY FDOT								
DDR -DIST DEDICATED REVENUE	550	0	0	0	0	0	0	550
DS -STATE PRIMARY HIGHWAYS & PTO	81	0	0	0	0	0	0	81
SE -STP, ENHANCEMENT	496	0	0	0	0	0	0	496
CONSTRUCTION / MANAGED BY CITY OF ST PETERSBURG								
TALU -TRANSPORTATION ALTS- >200K	0	673,500	0	0	0	0	0	673,500
Item 424532 1 Totals:	41,606	673,500	0	0	0	0	0	715,106
Fund	<2015	2015	2016	2017	2018	2019	>2019	All Years
Item Number: 4245325 Project Description: SR 682 (BAYWAY) GULF INTERCSTL DRAW BR PINELLAS BYWY TOLL PLAZA *NON-SIS* District: 07 County: PINELLAS Type of Work: BIKE PATH/TRAIL								
Roadway ID: 15200001 Beginning Section: .906 Project Length: 1.915 LRTP: TBL 62 Fig. 26 Ending Section: 2.821 Lanes Existing/Improved/Added: 4/ 4/ 0								
PRELIMINARY ENGINEERING / MANAGED BY CITY OF ST PETERSBURG								
-TOTAL OUTSIDE YEARS	291,483	0	0	0	0	0	0	291,483
PRELIMINARY ENGINEERING / MANAGED BY FDOT								
-TOTAL OUTSIDE YEARS	20,083	0	0	0	0	0	0	20,083
CONSTRUCTION / MANAGED BY CITY OF ST PETERSBURG								
-TOTAL OUTSIDE YEARS	1,122,598	0	0	0	0	0	0	1,122,598
Item 424532 5 Totals:	1,434,164	0	0	0	0	0	0	1,434,164

Fund	<2015	2015	2016	2017	2018	2019	>2019	All Years
Item Number: 4245326 Project Description: CITY OF ST PETE PED CROSSING ENHANCEMENTS 64 CROSSWALKS *NON-SIS* District: 07 County: PINELLAS Type of Work: TRAFFIC CONTROL DEVICES/SYSTEM								
LRTP: Policy 2.5.3								
PRELIMINARY ENGINEERING / MANAGED BY CITY OF ST PETERSBURG								
-TOTAL OUTSIDE YEARS	32,134	0	0	0	0	0	0	32,134
PRELIMINARY ENGINEERING / MANAGED BY FDOT								
-TOTAL OUTSIDE YEARS	2,618	0	0	0	0	0	0	2,618
CONSTRUCTION / MANAGED BY CITY OF ST PETERSBURG								
-TOTAL OUTSIDE YEARS	893,950	0	0	0	0	0	0	893,950
Item 424532 6 Totals:	928,702	0	0	0	0	0	0	928,702
Fund	<2015	2015	2016	2017	2018	2019	>2019	All Years
Item Number: 4245327 Project Description: NORTH BAY TRAIL (1ST ST) FROM 30TH AVE N TO 54TH AVE N *NON-SIS* District: 07 County: PINELLAS Type of Work: BIKE PATH/TRAIL								
LRTP: Fig. 26								
PRELIMINARY ENGINEERING / RESPONSIBLE AGENCY NOT AVAILABLE								
-TOTAL OUTSIDE YEARS	270,424	0	0	0	0	0	0	270,424
CONSTRUCTION / RESPONSIBLE AGENCY NOT AVAILABLE								
-TOTAL OUTSIDE YEARS	1,012,176	0	0	0	0	0	0	1,012,176
Item 424532 7 Totals:	1,282,600	0	0	0	0	0	0	1,282,600

Fund	<2015	2015	2016	2017	2018	2019	>2019	All Years
Item Number: 4245328 Project Description: 30TH AVENUE NORTH BICYCLE FACILITY FM 58TH ST TO MLK ST *NON-SIS*								
District: 07 County: PINELLAS Type of Work: BIKE LANE/SIDEWALK								
Extra Description: CONSTRUCT 4' BICYCLE LANE ALONG 30TH AVE N W/SHARE RD SIGNS								
Roadway ID: 15000115 Beginning Section: 1.000 Project Length: 4.000								
LRTP: Table 63 Ending Section: 5.000 Lanes Existing/Improved/Added: 4/ 4/ 0								
PRELIMINARY ENGINEERING / MANAGED BY CITY OF ST PETERSBURG								
SE -STP, ENHANCEMENT	290,297	0	0	0	0	0	0	290,297
PRELIMINARY ENGINEERING / MANAGED BY FDOT								
SE -STP, ENHANCEMENT	703	0	0	0	0	0	0	703
CONSTRUCTION / MANAGED BY CITY OF ST PETERSBURG								
TALT -TRANSP ALTS- ANY AREA	0	0	187,925	0	0	0	0	187,925
TALU -TRANSP ALTS- >200K	0	0	2,222,975	0	0	0	0	2,222,975
Item 424532 8 Totals:	291,000	0	2,410,900	0	0	0	0	2,701,900
Fund	<2015	2015	2016	2017	2018	2019	>2019	All Years
Item Number: 4245329 Project Description: CITY OF LARGO SIDEWALKS ON ADRIAN AND GLADYS *NON-SIS*								
District: 07 County: PINELLAS Type of Work: SIDEWALK								
Extra Description: SIDEWALK ON ADRIAN AVE FROM INDIAN ROCKS TO TROTTER RD AND GLADYS ST FROM DRYER AVE TO HILLSDALE								
Roadway ID: 15900002 Beginning Section: .000 Project Length: .881								
LRTP: Policy 2.2.2 Ending Section: .720 Lanes Existing/Improved/Added: 0/ 0/ 0								
PRELIMINARY ENGINEERING / MANAGED BY FDOT								
SE -STP, ENHANCEMENT	174,993	0	0	0	0	0	0	174,993
TALU -TRANSP ALTS- >200K	285,292	0	0	0	0	0	0	285,292
CONSTRUCTION / MANAGED BY FDOT								
TALT -TRANSP ALTS- ANY AREA	0	221,362	0	0	0	0	0	221,362
TALU -TRANSP ALTS- >200K	0	356,575	0	0	0	0	0	356,575
Item 424532 9 Totals:	460,285	577,937	0	0	0	0	0	1,038,222
Project Total:	4,438,357	1,251,437	2,410,900	0	0	0	0	8,100,694

Fund	<2015	2015	2016	2017	2018	2019	>2019	All Years
Item Number: 4245642 Project Description: HERCULES/GREENBRIAR FM SUNSET POINT RD TO BELCHER RD *NON-SIS*								
District: 07 County: PINELLAS Type of Work: SIDEWALK								
Extra Description: SIDEWALK MPO OPTION 1 (PRIORITY 12) OPTION 2 (PRIORITY 7)								
Roadway ID: 15000000 Beginning Section: .000 Project Length: 1.200								
LRTP: Policy 2.2.2 Ending Section: 1.200 Lanes Existing/Improved/Added: 0/ 0/ 0								
PRELIMINARY ENGINEERING / MANAGED BY PINELLAS COUNTY								
TALT -TRANSP ALTS- ANY AREA	1,000	0	0	0	0	0	0	1,000
TALU -TRANSP ALTS- >200K	150,000	0	0	0	0	0	0	150,000
CONSTRUCTION / MANAGED BY PINELLAS COUNTY								
TALU -TRANSP ALTS- >200K	0	0	807,800	0	0	0	0	807,800
Item 424564 2 Totals:	151,000	0	807,800	0	0	0	0	958,800
Fund	<2015	2015	2016	2017	2018	2019	>2019	All Years
Item Number: 4245643 Project Description: CR 1 (KEENE RD) FROM SR 580/MAIN ST TO SR 586/CURLEW RD *NON-SIS*								
District: 07 County: PINELLAS Type of Work: SIDEWALK								
Extra Description: ADA RAMP, SIDEWALK & DRIVEWAY UPGRADES MPO PRIORITY 19								
Roadway ID: 15070500 Beginning Section: .113 Project Length: 1.931								
LRTP: Policy 2.2.2 Ending Section: 2.044 Lanes Existing/Improved/Added: 4/ 4/ 0								
PRELIMINARY ENGINEERING / MANAGED BY FDOT								
TALT -TRANSP ALTS- ANY AREA	657	0	0	0	0	0	0	657
PRELIMINARY ENGINEERING / MANAGED BY PINELLAS COUNTY								
TALT -TRANSP ALTS- ANY AREA	343	0	0	0	0	0	0	343
TALU -TRANSP ALTS- >200K	484,000	0	0	0	0	0	0	484,000
CONSTRUCTION / MANAGED BY PINELLAS COUNTY								
TALU -TRANSP ALTS- >200K	0	638,600	0	0	0	0	0	638,600
Item 424564 3 Totals:	485,000	638,600	0	0	0	0	0	1,123,600

Fund	<2015	2015	2016	2017	2018	2019	>2019	All Years
Item Number: 4245644 Project Description: CR 694 (PARK BLVD) FROM STARKEY RD TO 66TH ST N *NON-SIS* District: 07 County: PINELLAS Type of Work: SIDEWALK Extra Description: ADA RAMP, SIDEWALK AND DRIVEWAY UPGRADES MPO PRIORITY 13 D(07/02/13) Roadway ID: 15510000 Beginning Section: 6.905 Project Length: 2.058 LRTP: Policy 2.2.2 Ending Section: 8.963 Lanes Existing/Improved/Added: 6/ 6/ 0 PRELIMINARY ENGINEERING / MANAGED BY PINELLAS COUNTY								
TALU -TRANSP ALTS- >200K	0	464,500	0	0	0	0	0	464,500
CONSTRUCTION / MANAGED BY PINELLAS COUNTY								
TALU -TRANSP ALTS- >200K	0	0	0	827,700	0	0	0	827,700
Item 424564 4 Totals:	0	464,500	0	827,700	0	0	0	1,292,200
Fund	<2015	2015	2016	2017	2018	2019	>2019	All Years
Item Number: 4245646 Project Description: HAINES-BAYSHORE RD FROM US 19 N TO SUNRISE BLVD *NON-SIS* District: 07 County: PINELLAS Type of Work: SIDEWALK Extra Description: SIDEWALK MPO PRIORITY #21 D(07/16/13) Roadway ID: 15000306 Beginning Section: .000 Project Length: .947 LRTP: Policy 2.2.2 Ending Section: .947 Lanes Existing/Improved/Added: 2/ 0/ 0 PRELIMINARY ENGINEERING / MANAGED BY PINELLAS COUNTY								
TALT -TRANSP ALTS- ANY AREA	266,900	0	0	0	0	0	0	266,900
CONSTRUCTION / MANAGED BY PINELLAS COUNTY								
TALT -TRANSP ALTS- ANY AREA	0	0	783,700	0	0	0	0	783,700
Item 424564 6 Totals:	266,900	0	783,700	0	0	0	0	1,050,600

Fund	<2015	2015	2016	2017	2018	2019	>2019	All Years
Item Number: 4245647 Project Description: HERCULES SIDEWALK II FROM SHERWOOD ST TO SUNSET POINT RD *NON-SIS*								
District: 07 County: PINELLAS Type of Work: SIDEWALK								
Extra Description: PROJECT II CONSTRUCT 5' SIDEWALK ALONG BOTH SIDES								
Roadway ID: 15000041 Beginning Section: .000 Project Length: .600								
L RTP: Policy 2.2.2 Ending Section: .600 Lanes Existing/Improved/Added: 2/ 0/ 0								
PRELIMINARY ENGINEERING / RESPONSIBLE AGENCY NOT AVAILABLE								
TALT -TRANSP ALTS- ANY AREA	0	0	94,321	0	0	0	0	94,321
TALU -TRANSP ALTS- >200K	0	1,000	80,445	0	0	0	0	81,445
CONSTRUCTION / RESPONSIBLE AGENCY NOT AVAILABLE								
TALU -TRANSP ALTS- >200K	0	0	0	0	828,300	0	0	828,300
Item 424564 7 Totals:	0	1,000	174,766	0	828,300	0	0	1,004,066
Project Total:	902,900	1,104,100	1,766,266	827,700	828,300	0	0	5,429,266
Fund	<2015	2015	2016	2017	2018	2019	>2019	All Years
Item Number: 4247091 Project Description: I275(US19/SR93/SR55) FROM N END SUNSHINE SKYWY TO S END OF MEISNER BRDG *SIS*								
District: 07 County: PINELLAS Type of Work: FENCING								
Extra Description: FENCE INSTALLATION/REPLACEMENT ON BOTH SIDES SUNSHINE SKYWY CAUSEWAY								
Roadway ID: 15170000 Beginning Section: 4.247 Project Length: 3.415								
L RTP: Objective 1.11 Ending Section: 7.662 Lanes Existing/Improved/Added: 4/ 0/ 0								
PRELIMINARY ENGINEERING / MANAGED BY FDOT								
DDR -DIST DEDICATED REVENUE	2,229	0	0	0	0	0	0	2,229
DIH -STATE IN-HOUSE SUPPORT	11,000	0	0	0	0	0	0	11,000
CONSTRUCTION / MANAGED BY FDOT								
DSB1 -SKYWAY	0	721,201	0	0	0	0	0	721,201
Item 424709 1 Totals:	13,229	721,201	0	0	0	0	0	734,430
Project Total:	13,229	721,201	0	0	0	0	0	734,430

Fund	<2015	2015	2016	2017	2018	2019	>2019	All Years
Item Number: 4271421 Project Description: SR 586 (CURLEW RD) FM COUNTRYBROOK DRV TO E OF COUNTRYSIDE BLVD *NON-SIS*								
District: 07 County: PINELLAS Type of Work: FLEXIBLE PAVEMENT RECONSTRUCT.								
Extra Description: WESTBOUND 2 LANES								
Roadway ID: 15009000 Beginning Section: 3.663 Project Length: .176								
L RTP: Objective 1.11 Ending Section: 3.839 Lanes Existing/Improved/Added: 3/ 3/ 0								
PRELIMINARY ENGINEERING / MANAGED BY FDOT								
DDR -DIST DEDICATED REVENUE	3,205	0	0	0	0	0	0	3,205
DIH -STATE IN-HOUSE SUPPORT	6,286	0	0	0	0	0	0	6,286
DS -STATE PRIMARY HWYS & PTO	185,019	0	0	0	0	0	0	185,019
CONSTRUCTION / MANAGED BY FDOT								
DIH -STATE IN-HOUSE SUPPORT	0	57,872	0	0	0	0	0	57,872
DS -STATE PRIMARY HWYS & PTO	0	814,112	0	0	0	0	0	814,112
Item 427142 1 Totals:	194,510	871,984	0	0	0	0	0	1,066,494
Project Total:	194,510	871,984	0	0	0	0	0	1,066,494
Fund	<2015	2015	2016	2017	2018	2019	>2019	All Years
Item Number: 4289141 Project Description: CITY OF ST PETE LANDSCAPING VARIOUS LOCATIONS *SIS*								
District: 07 County: PINELLAS Type of Work: LANDSCAPING								
Roadway ID: 15190000 Beginning Section: .000 Project Length: 39.191								
L RTP: Policy 1.9.7 Ending Section: 15.209 Lanes Existing/Improved/Added: 6/ 6/ 0								
CONSTRUCTION / RESPONSIBLE AGENCY NOT AVAILABLE								
DDR -DIST DEDICATED REVENUE	1,545,000	1,000,000	0	0	0	0	0	2,545,000
DS -STATE PRIMARY HWYS & PTO	3,000,000	0	0	0	0	0	0	3,000,000
Item 428914 1 Totals:	4,545,000	1,000,000	0	0	0	0	0	5,545,000
Project Total:	4,545,000	1,000,000	0	0	0	0	0	5,545,000

Fund	<2015	2015	2016	2017	2018	2019	>2019	All Years
Item Number: 4290561 Project Description: ALT US 19 (SR60/595) E OF PALM / E OF MISSOURI AND CHESTNUT/END MEM BRDG *NON-SIS* District: 07 County: PINELLAS Type of Work: RESURFACING Extra Description: 4 LANES - ONE WAY PAIR Roadway ID: 15045000 Beginning Section: .904 Project Length: 1.557 LRTP: Policy 1.11.1 Ending Section: 1.697 Lanes Existing/Improved/Added: 4/ 4/ 0								
PRELIMINARY ENGINEERING / MANAGED BY FDOT								
DDR -DIST DEDICATED REVENUE	843,129	0	0	0	0	0	0	843,129
DIH -STATE IN-HOUSE SUPPORT	40,541	0	0	0	0	0	0	40,541
DS -STATE PRIMARY HWYS & PTO	24,092	0	0	0	0	0	0	24,092
RIGHT OF WAY / MANAGED BY FDOT								
DDR -DIST DEDICATED REVENUE	247,000	580,000	0	0	0	0	0	827,000
DIH -STATE IN-HOUSE SUPPORT	30,000	30,000	0	0	0	0	0	60,000
RAILROAD & UTILITES / MANAGED BY FDOT								
DDR -DIST DEDICATED REVENUE	20,000	480,000	0	0	0	0	0	500,000
CONSTRUCTION / MANAGED BY FDOT								
DDR -DIST DEDICATED REVENUE	0	2,066,887	0	0	0	0	0	2,066,887
DIH -STATE IN-HOUSE SUPPORT	0	10,300	0	0	0	0	0	10,300
Item 429056 1 Totals:	1,204,762	3,167,187	0	0	0	0	0	4,371,949
Project Total:	1,204,762	3,167,187	0	0	0	0	0	4,371,949

Fund	<2015	2015	2016	2017	2018	2019	>2019	All Years
Item Number: 4290581 Project Description: SR 693 (66TH ST) FROM CR 694/PARK BLVD TO CR 376/142ND AVE *NON-SIS* District: 07 County: PINELLAS Type of Work: RESURFACING Extra Description: 6 LANES Roadway ID: 15061000 Beginning Section: 2.708 Project Length: 4.238 <u>LRTP: Objective 1.11</u> Ending Section: 6.946 Lanes Existing/Improved/Added: 6/ 6/ 0								
PRELIMINARY ENGINEERING / MANAGED BY FDOT								
DDR -DIST DEDICATED REVENUE	1,443,835	0	0	0	0	0	0	1,443,835
DIH -STATE IN-HOUSE SUPPORT	72,720	0	0	0	0	0	0	72,720
DS -STATE PRIMARY HWYS & PTO	15,711	0	0	0	0	0	0	15,711
CONSTRUCTION / MANAGED BY FDOT								
DDR -DIST DEDICATED REVENUE	0	2,368,279	0	0	0	0	0	2,368,279
DIH -STATE IN-HOUSE SUPPORT	0	316,550	0	0	0	0	0	316,550
DS -STATE PRIMARY HWYS & PTO	18,134	0	0	0	0	0	0	18,134
SA -STP, ANY AREA	0	5,121,057	0	0	0	0	0	5,121,057
ENVIRONMENTAL / MANAGED BY FDOT								
DDR -DIST DEDICATED REVENUE	22,531	0	0	0	0	0	0	22,531
Item 429058 1 Totals:	1,572,931	7,805,886	0	0	0	0	0	9,378,817
Project Total:	1,572,931	7,805,886	0	0	0	0	0	9,378,817

Fund	<2015	2015	2016	2017	2018	2019	>2019	All Years
Item Number: 4290601								
Project Description: SR 686 (ROOSEVELT) FROM W OF 28TH ST N TO W OF GANDY BLVD								
NON-SIS								
District: 07								
County: PINELLAS								
Type of Work: RESURFACING								
Extra Description: 6 LANES								
Roadway ID: 15030000								
Beginning Section: 8.418								
Project Length: 2.280								
L RTP: Obietive 1.11								
Ending Section: 10.698								
Lanes Existing/Improved/Added: 6/ 6/ 0								
PRELIMINARY ENGINEERING / MANAGED BY FDOT								
DDR -DIST DEDICATED REVENUE	1,128,893	0	0	0	0	0	0	1,128,893
DIH -STATE IN-HOUSE SUPPORT	20,234	0	0	0	0	0	0	20,234
DS -STATE PRIMARY HWYS & PTO	20,166	0	0	0	0	0	0	20,166
CONSTRUCTION / MANAGED BY FDOT								
DS -STATE PRIMARY HWYS & PTO	6,033	0	0	0	0	0	0	6,033
HSP -SAFETY (HIWAY SAFETY PGM)	0	0	282,384	0	0	0	0	282,384
SA -STP, ANY AREA	0	0	5,084,187	0	0	0	0	5,084,187
SU -STP, URBAN AREAS > 200K	0	0	310,326	0	0	0	0	310,326
ENVIRONMENTAL / MANAGED BY FDOT								
DS -STATE PRIMARY HWYS & PTO	107,025	0	0	0	0	0	0	107,025
Item 429060 1 Totals:	1,282,351	0	5,676,897	0	0	0	0	6,959,248
Project Total:	1,282,351	0	5,676,897	0	0	0	0	6,959,248

Fund	<2015	2015	2016	2017	2018	2019	>2019	All Years
Item Number: 4290671 Project Description: BELCHER ROAD FROM DRUID RD TO PARK BLVD *NON-SIS* District: 07 County: PINELLAS Type of Work: ATMS - ARTERIAL TRAFFIC MGMT Roadway ID: 15000264 Beginning Section: 1.256 Project Length: 8.310 LRTP: TBL 66/67, Fig. 28 Ending Section: 6.780 Lanes Existing/Improved/Added: 6/ 6/ 0								
PRELIMINARY ENGINEERING / RESPONSIBLE AGENCY NOT AVAILABLE								
LFP -LOCAL FUNDS FOR PARTICIPATING	137,500	0	0	0	0	0	0	137,500
TRIP -TRANS RGNL INCENTIVE PGM	137,500	0	0	0	0	0	0	137,500
CONSTRUCTION / RESPONSIBLE AGENCY NOT AVAILABLE								
LFP -LOCAL FUNDS FOR PARTICIPATING	0	1,277,300	0	0	0	0	0	1,277,300
TRIP -TRANS RGNL INCENTIVE PGM	0	1,277,300	0	0	0	0	0	1,277,300
Item 429067 1 Totals:	275,000	2,554,600	0	0	0	0	0	2,829,600
Project Total:	275,000	2,554,600	0	0	0	0	0	2,829,600
Fund	<2015	2015	2016	2017	2018	2019	>2019	All Years
Item Number: 4290681 Project Description: GULF BLVD @ SR682/107 AVE/PARK BLVD SR688/BELLEAIR CSWY *NON-SIS* District: 07 County: PINELLAS Type of Work: ATMS - ARTERIAL TRAFFIC MGMT Roadway ID: 15140000 Beginning Section: 3.702 Project Length: 7.911 LRTP: TBL 66/67, Fig. 28 Ending Section: 6.752 Lanes Existing/Improved/Added: 4/ 4/ 0								
PRELIMINARY ENGINEERING / RESPONSIBLE AGENCY NOT AVAILABLE								
LFP -LOCAL FUNDS FOR PARTICIPATING	185,000	0	0	0	0	0	0	185,000
TRIP -TRANS RGNL INCENTIVE PGM	185,000	0	0	0	0	0	0	185,000
CONSTRUCTION / RESPONSIBLE AGENCY NOT AVAILABLE								
LFP -LOCAL FUNDS FOR PARTICIPATING	0	2,027,300	0	0	0	0	0	2,027,300
TRIP -TRANS RGNL INCENTIVE PGM	0	2,027,300	0	0	0	0	0	2,027,300
Item 429068 1 Totals:	370,000	4,054,600	0	0	0	0	0	4,424,600
Project Total:	370,000	4,054,600	0	0	0	0	0	4,424,600

Fund	<2015	2015	2016	2017	2018	2019	>2019	All Years
Item Number: 4303731 Project Description: BELCHER ROAD AND BELLEAIR RD *NON-SIS* District: 07 County: PINELLAS Type of Work: INTERSECTION IMPROVEMENT Roadway ID: 15008500 Beginning Section: 3.057 Project Length: .303 LRTP: Objective 1.2 Ending Section: 3.360 Lanes Existing/Improved/Added: 2/ 2/ 0 PRELIMINARY ENGINEERING / RESPONSIBLE AGENCY NOT AVAILABLE								
CIGP -COUNTY INCENTIVE GRANT PROGRAM	126,000	0	0	0	0	0	0	126,000
LFP -LOCAL FUNDS FOR PARTICIPATING	126,000	0	0	0	0	0	0	126,000
CONSTRUCTION / RESPONSIBLE AGENCY NOT AVAILABLE								
CIGP -COUNTY INCENTIVE GRANT PROGRAM	0	1,375,000	0	0	0	0	0	1,375,000
LFP -LOCAL FUNDS FOR PARTICIPATING	0	1,375,000	0	0	0	0	0	1,375,000
Item 430373 1 Totals:	252,000	2,750,000	0	0	0	0	0	3,002,000
Project Total:	252,000	2,750,000	0	0	0	0	0	3,002,000
Fund	<2015	2015	2016	2017	2018	2019	>2019	All Years
Item Number: 4305011 Project Description: 9TH ST S(MLK STREET) FROM 7TH AVE S TO 8TH AVE S *NON-SIS* District: 07 County: PINELLAS Type of Work: BRIDGE REPLACEMENT Roadway ID: 15000152 Beginning Section: 1.183 Project Length: .070 LRTP: Objective 1.11 Ending Section: 1.253 Lanes Existing/Improved/Added: 3/ 3/ 0 PRELIMINARY ENGINEERING / MANAGED BY FDOT								
SU -STP, URBAN AREAS > 200K	0	0	0	1,000	833,000	0	0	834,000
Item 430501 1 Totals:	0	0	0	1,000	833,000	0	0	834,000
Project Total:	0	0	0	1,000	833,000	0	0	834,000

Fund	<2015	2015	2016	2017	2018	2019	>2019	All Years
Item Number: 4306601 Project Description: ALT US 19 (SR 595) FM S OF SR 586/CURLEW RD TO N OF WHISPER LAKE RD *NON-SIS*								
District: 07 County: PINELLAS Type of Work: RESURFACING								
Extra Description: 2 LANES								
Roadway ID: 15020000 Beginning Section: 5.920 Project Length: 1.322								
LRTP: Objective 1.11 Ending Section: 7.242 Lanes Existing/Improved/Added: 2/ 2/ 0								
PRELIMINARY ENGINEERING / MANAGED BY FDOT								
DDR -DIST DEDICATED REVENUE	835,640	0	0	0	0	0	0	835,640
DIH -STATE IN-HOUSE SUPPORT	45,668	0	0	0	0	0	0	45,668
DS -STATE PRIMARY HIGHWAYS & PTO	39,204	0	0	0	0	0	0	39,204
CONSTRUCTION / MANAGED BY FDOT								
DDR -DIST DEDICATED REVENUE	0	1,534,185	0	0	0	0	0	1,534,185
DIH -STATE IN-HOUSE SUPPORT	0	10,300	0	0	0	0	0	10,300
Item 430660 1 Totals:	920,512	1,544,485	0	0	0	0	0	2,464,997
Project Total:	920,512	1,544,485	0	0	0	0	0	2,464,997
Fund	<2015	2015	2016	2017	2018	2019	>2019	All Years
Item Number: 4306611 Project Description: SR 699 (GULF BLVD) FROM S OF 105TH AVE TO N OF 125TH AVE *NON-SIS*								
District: 07 County: PINELLAS Type of Work: RESURFACING								
Extra Description: 4 LANES								
Roadway ID: 15100000 Beginning Section: 4.835 Project Length: 1.174								
LRTP: Objective 1.11 Ending Section: 6.009 Lanes Existing/Improved/Added: 4/ 4/ 0								
PRELIMINARY ENGINEERING / MANAGED BY FDOT								
DDR -DIST DEDICATED REVENUE	897,674	0	0	0	0	0	0	897,674
DIH -STATE IN-HOUSE SUPPORT	34,085	0	0	0	0	0	0	34,085
DS -STATE PRIMARY HIGHWAYS & PTO	9,414	0	0	0	0	0	0	9,414
CONSTRUCTION / MANAGED BY FDOT								
DDR -DIST DEDICATED REVENUE	0	1,741,112	0	0	0	0	0	1,741,112
DIH -STATE IN-HOUSE SUPPORT	0	10,300	0	0	0	0	0	10,300
Item 430661 1 Totals:	941,173	1,751,412	0	0	0	0	0	2,692,585
Project Total:	941,173	1,751,412	0	0	0	0	0	2,692,585

Fund	<2015	2015	2016	2017	2018	2019	>2019	All Years
Item Number: 4306621 Project Description: SR 699 (GULF BLVD) FROM N OF SR 682 TO N OF SR 693 *NON-SIS*								
District: 07 County: PINELLAS Type of Work: RESURFACING								
Extra Description: 4 LANES								
Roadway ID: 15100000 Beginning Section: .111 Project Length: 2.513								
LRTP: Objective 1.11 Ending Section: 2.624 Lanes Existing/Improved/Added: 4/ 4/ 0								
PRELIMINARY ENGINEERING / MANAGED BY FDOT								
DDR -DIST DEDICATED REVENUE	286	0	0	0	0	0	0	286
DIH -STATE IN-HOUSE SUPPORT	38,190	0	0	0	0	0	0	38,190
DS -STATE PRIMARY HIGHWAYS & PTO	1,809	0	0	0	0	0	0	1,809
CONSTRUCTION / MANAGED BY FDOT								
SA -STP, ANY AREA	0	3,227,711	0	0	0	0	0	3,227,711
Item 430662 1 Totals:	40,285	3,227,711	0	0	0	0	0	3,267,996
Project Total:	40,285	3,227,711	0	0	0	0	0	3,267,996
Fund	<2015	2015	2016	2017	2018	2019	>2019	All Years
Item Number: 4306841 Project Description: SR 60 (GULF TO BAY) FROM US 19/SR 55 TO SKY HARBOR DRIVE *NON-SIS*								
District: 07 County: PINELLAS Type of Work: MISCELLANEOUS STRUCTURE								
Extra Description: INSTALLATION OF SIX (6) HIGH MAST LIGHT POLES ON SR 60								
Roadway ID: 15040000 Beginning Section: 4.440 Project Length: .403								
LRTP: Objective 1.11 Ending Section: 4.843 Lanes Existing/Improved/Added: 6/ 6/ 0								
PRELIMINARY ENGINEERING / MANAGED BY FDOT								
DDR -DIST DEDICATED REVENUE	0	244,000	0	0	0	0	0	244,000
DIH -STATE IN-HOUSE SUPPORT	0	1,000	0	0	0	0	0	1,000
CONSTRUCTION / MANAGED BY FDOT								
DDR -DIST DEDICATED REVENUE	0	0	0	531,208	0	0	0	531,208
DIH -STATE IN-HOUSE SUPPORT	0	0	0	69,588	0	0	0	69,588
Item 430684 1 Totals:	0	245,000	0	600,796	0	0	0	845,796
Project Total:	0	245,000	0	600,796	0	0	0	845,796

Fund	<2015	2015	2016	2017	2018	2019	>2019	All Years
Item Number: 4307062 Project Description: NB HOWARD FRANKLAND BR# 150107 OVER OLD TAMPA BAY *SIS*								
District: 07 County: PINELLAS Type of Work: BRIDGE-REPAIR/REHABILITATION								
Roadway ID: 15190000 Beginning Section: 16.649 Project Length: 3.006								
L RTP: Objective 1.11 Ending Section: 19.655 Lanes Existing/Improved/Added: 4/ 4/ 0								
PRELIMINARY ENGINEERING / MANAGED BY FDOT								
BRRP -STATE BRIDGE REPAIR/REHAB	0	229,000	0	0	0	0	0	229,000
DIH -STATE IN-HOUSE SUPPORT	0	1,000	0	0	0	0	0	1,000
CONSTRUCTION / MANAGED BY FDOT								
BRRP -STATE BRIDGE REPAIR/REHAB	0	0	2,569,970	0	0	0	0	2,569,970
DIH -STATE IN-HOUSE SUPPORT	0	0	134,760	0	0	0	0	134,760
Item 430706 2 Totals:	0	230,000	2,704,730	0	0	0	0	2,934,730
Project Total:	0	230,000	2,704,730	0	0	0	0	2,934,730
Fund	<2015	2015	2016	2017	2018	2019	>2019	All Years
Item Number: 4307071 Project Description: SR 666 WELCH CAUSEWAY BR# 150028 INTRACOASTAL WATERWAY *NON-SIS*								
District: 07 County: PINELLAS Type of Work: BRIDGE-REPAIR/REHABILITATION								
Roadway ID: 15100000 Beginning Section: 8.463 Project Length: .142								
L RTP: Objective 1.11 Ending Section: 8.605 Lanes Existing/Improved/Added: 4/ 4/ 0								
PRELIMINARY ENGINEERING / MANAGED BY FDOT								
BRRP -STATE BRIDGE REPAIR/REHAB	264,859	0	0	0	0	0	0	264,859
CONSTRUCTION / MANAGED BY FDOT								
BRRP -STATE BRIDGE REPAIR/REHAB	0	2,546,078	0	0	0	0	0	2,546,078
DIH -STATE IN-HOUSE SUPPORT	0	60,816	0	0	0	0	0	60,816
Item 430707 1 Totals:	264,859	2,606,894	0	0	0	0	0	2,871,753
Project Total:	264,859	2,606,894	0	0	0	0	0	2,871,753

Fund	<2015	2015	2016	2017	2018	2019	>2019	All Years
Item Number: 4307511 Project Description: SUBSTRUCTURE REPAIR PINELLAS COUNTY VARIOUS LOCATIONS *NON-SIS* District: 07 County: PINELLAS Type of Work: BRIDGE-REPAIR/REHABILITATION Extra Description: BAYWAY STRUCTURE A/SR 682 OVER BOCA CEIGA BAY Roadway ID: 15010000 Beginning Section: 8.620 Project Length: .344 LRTP: Objective 1.11 Ending Section: 8.831 Lanes Existing/Improved/Added: 2/ 2/ 0								
PRELIMINARY ENGINEERING / MANAGED BY FDOT								
BRRP -STATE BRIDGE REPAIR/REHAB	51,630	0	0	0	0	0	0	51,630
DIH -STATE IN-HOUSE SUPPORT	9,104	0	0	0	0	0	0	9,104
CONSTRUCTION / MANAGED BY FDOT								
BRRP -STATE BRIDGE REPAIR/REHAB	0	916,391	0	0	0	0	0	916,391
DIH -STATE IN-HOUSE SUPPORT	0	57,049	0	0	0	0	0	57,049
Item 430751 1 Totals:	60,734	973,440	0	0	0	0	0	1,034,174
Project Total:	60,734	973,440	0	0	0	0	0	1,034,174
Fund	<2015	2015	2016	2017	2018	2019	>2019	All Years
Item Number: 4308991 Project Description: US 19 (SR 55) FROM N OF CROSS BAYOU CN TO N OF WHITNEY RD *SIS* District: 07 County: PINELLAS Type of Work: RESURFACING Roadway ID: 15150000 Beginning Section: 12.896 Project Length: 3.031 LRTP: Objective 1.11 Ending Section: 15.927 Lanes Existing/Improved/Added: 6/ 6/ 0								
PRELIMINARY ENGINEERING / MANAGED BY FDOT								
DDR -DIST DEDICATED REVENUE	1,296,091	0	0	0	0	0	0	1,296,091
DIH -STATE IN-HOUSE SUPPORT	28,562	0	0	0	0	0	0	28,562
DS -STATE PRIMARY HIGHWAYS & PTO	32,363	0	0	0	0	0	0	32,363
CONSTRUCTION / MANAGED BY FDOT								
SA -STP, ANY AREA	0	0	9,434,318	0	0	0	0	9,434,318
Item 430899 1 Totals:	1,357,016	0	9,434,318	0	0	0	0	10,791,334
Project Total:	1,357,016	0	9,434,318	0	0	0	0	10,791,334

Fund	<2015	2015	2016	2017	2018	2019	>2019	All Years
Item Number: 4309001 Project Description: SR 687 FROM 106TH AVE N TO N OF BIG ISLAND GAP *NON-SIS* District: 07 County: PINELLAS Type of Work: RESURFACING Extra Description: 4 LANES Roadway ID: 15240000 Beginning Section: 3.620 Project Length: 1.917 <u>L RTP: Objective 1.11</u> Ending Section: 5.537 Lanes Existing/Improved/Added: 4/ 4/ 0 PRELIMINARY ENGINEERING / MANAGED BY FDOT								
DDR -DIST DEDICATED REVENUE	899,121	0	0	0	0	0	0	899,121
DIH -STATE IN-HOUSE SUPPORT	41,966	0	0	0	0	0	0	41,966
DS -STATE PRIMARY HIGHWAYS & PTO	13,276	0	0	0	0	0	0	13,276
CONSTRUCTION / MANAGED BY FDOT								
DDR -DIST DEDICATED REVENUE	0	2,828,071	0	0	0	0	0	2,828,071
DIH -STATE IN-HOUSE SUPPORT	0	51,500	0	0	0	0	0	51,500
HSP -SAFETY (HIWAY SAFETY PGM)	0	557,179	0	0	0	0	0	557,179
Item 430900 1 Totals:	954,363	3,436,750	0	0	0	0	0	4,391,113
Project Total:	954,363	3,436,750	0	0	0	0	0	4,391,113
Fund	<2015	2015	2016	2017	2018	2019	>2019	All Years
Item Number: 4309011 Project Description: SR 686 FM SR595/651/MISSOURI AVE TO E OF HIGHLAND AVE *NON-SIS* District: 07 County: PINELLAS Type of Work: RESURFACING Extra Description: 6 LANES Roadway ID: 15030000 Beginning Section: .000 Project Length: .824 <u>L RTP: Objective 1.11</u> Ending Section: .824 Lanes Existing/Improved/Added: 6/ 6/ 0 PRELIMINARY ENGINEERING / MANAGED BY FDOT								
DDR -DIST DEDICATED REVENUE	559,471	0	0	0	0	0	0	559,471
DIH -STATE IN-HOUSE SUPPORT	35,689	0	0	0	0	0	0	35,689
DS -STATE PRIMARY HIGHWAYS & PTO	20,211	0	0	0	0	0	0	20,211
CONSTRUCTION / MANAGED BY FDOT								
DDR -DIST DEDICATED REVENUE	0	1,935,113	0	0	0	0	0	1,935,113
DIH -STATE IN-HOUSE SUPPORT	0	10,300	0	0	0	0	0	10,300
Item 430901 1 Totals:	615,371	1,945,413	0	0	0	0	0	2,560,784
Project Total:	615,371	1,945,413	0	0	0	0	0	2,560,784

Fund	<2015	2015	2016	2017	2018	2019	>2019	All Years
Item Number: 4314041 Project Description: SR 699 (GULF BLVD) FROM SE OF 99TH AVE TO S OF 105TH AVE *NON-SIS* District: 07 County: PINELLAS Type of Work: RESURFACING Extra Description: 4 LANES Roadway ID: 15100000 Beginning Section: 4.101 Project Length: .734 LRTP: Objective 1.11 Ending Section: 4.835 Lanes Existing/Improved/Added: 4/ 4/ 0 PRELIMINARY ENGINEERING / MANAGED BY FDOT								
DDR -DIST DEDICATED REVENUE	480,602	0	0	0	0	0	0	480,602
DIH -STATE IN-HOUSE SUPPORT	25,940	0	0	0	0	0	0	25,940
DS -STATE PRIMARY HIGHWAYS & PTO	19,535	0	0	0	0	0	0	19,535
CONSTRUCTION / MANAGED BY FDOT								
SA -STP, ANY AREA	0	988,836	0	0	0	0	0	988,836
Item 431404 1 Totals:	526,077	988,836	0	0	0	0	0	1,514,913
Project Total:	526,077	988,836	0	0	0	0	0	1,514,913
Fund	<2015	2015	2016	2017	2018	2019	>2019	All Years
Item Number: 4314911 Project Description: SR 590 (NE COACHMAN) FROM W OF MARILYN ST TO E OF AUDREY DR *NON-SIS* District: 07 County: PINELLAS Type of Work: RESURFACING Extra Description: 2 LANES Roadway ID: 15050000 Beginning Section: 3.188 Project Length: 1.633 LRTP: Objective 1.11 Ending Section: 4.821 Lanes Existing/Improved/Added: 2/ 2/ 0 PRELIMINARY ENGINEERING / MANAGED BY FDOT								
DDR -DIST DEDICATED REVENUE	1,510,133	0	0	0	0	0	0	1,510,133
DIH -STATE IN-HOUSE SUPPORT	29,971	0	0	0	0	0	0	29,971
DS -STATE PRIMARY HIGHWAYS & PTO	31,669	0	0	0	0	0	0	31,669
RIGHT OF WAY / MANAGED BY FDOT								
DIH -STATE IN-HOUSE SUPPORT	20,000	20,000	0	0	0	0	0	40,000
DS -STATE PRIMARY HIGHWAYS & PTO	100,400	838,800	0	0	0	0	0	939,200
CONSTRUCTION / MANAGED BY FDOT								
DDR -DIST DEDICATED REVENUE	0	1,563,404	0	0	0	0	0	1,563,404
DIH -STATE IN-HOUSE SUPPORT	0	1,030	0	0	0	0	0	1,030
DS -STATE PRIMARY HIGHWAYS & PTO	0	150,741	0	0	0	0	0	150,741
SA -STP, ANY AREA	0	948,921	0	0	0	0	0	948,921
Item 431491 1 Totals:	1,692,173	3,522,896	0	0	0	0	0	5,215,069
Project Total:	1,692,173	3,522,896	0	0	0	0	0	5,215,069

Fund	<2015	2015	2016	2017	2018	2019	>2019	All Years
Item Number: 4314961								
Project Description: US 19 (SR 55) FROM N OF GANDY BLVD TO 49TH ST NORTH								
District: 07 County: PINELLAS								
Type of Work: RESURFACING								
Extra Description: 6 LANES								
Roadway ID: 15150000								
Beginning Section: 9.259								
Project Length: 1.860								
Ending Section: 11.119								
Lanes Existing/Improved/Added: 6/ 6/ 0								
PRELIMINARY ENGINEERING / MANAGED BY FDOT								
DDR -DIST DEDICATED REVENUE	1,000,653	0	0	0	0	0	0	1,000,653
DIH -STATE IN-HOUSE SUPPORT	36,931	0	0	0	0	0	0	36,931
DS -STATE PRIMARY HIGHWAYS & PTO	30,377	0	0	0	0	0	0	30,377
CONSTRUCTION / MANAGED BY FDOT								
HSP -SAFETY (HIWAY SAFETY PGM)	0	0	351,602	0	0	0	0	351,602
NHRE -NAT HWY PERFORM - RESURFACING	0	0	3,422,299	0	0	0	0	3,422,299
SA -STP, ANY AREA	0	0	1,166,759	0	0	0	0	1,166,759
SU -STP, URBAN AREAS > 200K	0	0	121,338	0	0	0	0	121,338
ENVIRONMENTAL / MANAGED BY FDOT								
DS -STATE PRIMARY HIGHWAYS & PTO	18,908	0	0	0	0	0	0	18,908
Item 431496 1 Totals:	1,086,869	0	5,061,998	0	0	0	0	6,148,867
Project Total:	1,086,869	0	5,061,998	0	0	0	0	6,148,867

Fund	<2015	2015	2016	2017	2018	2019	>2019	All Years
Item Number: 4322701 Project Description: REPAIR PROJECT FROM SKYWAY CORRIDOR TO VARIOUS LOCATIONS *SIS* District: 07 County: PINELLAS Type of Work: BRIDGE-REPAIR/REHABILITATION Roadway ID: 15170001 Beginning Section: .000 Project Length: 6.692 LRTP: Objective 1.11 Ending Section: 4.143 Lanes Existing/Improved/Added: 4/ 4/ 0 PRELIMINARY ENGINEERING / MANAGED BY FDOT								
DSB1 -SKYWAY	0	346,000	0	0	0	0	0	346,000
CONSTRUCTION / MANAGED BY FDOT								
DIH -STATE IN-HOUSE SUPPORT	0	0	0	82,811	0	0	0	82,811
DSB1 -SKYWAY	0	0	0	4,142,963	0	0	0	4,142,963
Item 432270 1 Totals:	0	346,000	0	4,225,774	0	0	0	4,571,774
Project Total:	0	346,000	0	4,225,774	0	0	0	4,571,774
Fund	<2015	2015	2016	2017	2018	2019	>2019	All Years
Item Number: 4325191 Project Description: I-275 (SR 93) FROM 54TH AVE SOUTH TO S OF 26TH AVE S *SIS* District: 07 County: PINELLAS Type of Work: RIGID PAVEMENT REHABILITATION Extra Description: 4 LANES Roadway ID: 15190000 Beginning Section: .500 Project Length: 1.787 LRTP: Objective 1.11 Ending Section: 2.287 Lanes Existing/Improved/Added: 6/ 6/ 0 PRELIMINARY ENGINEERING / MANAGED BY FDOT								
ACNP -ADVANCE CST NHPP	583,126	0	0	0	0	0	0	583,126
DDR -DIST DEDICATED REVENUE	102,022	0	0	0	0	0	0	102,022
DIH -STATE IN-HOUSE SUPPORT	13,933	0	0	0	0	0	0	13,933
CONSTRUCTION / MANAGED BY FDOT								
ACNP -ADVANCE CONSTRUCTION NHPP	0	0	2,857,606	0	0	0	0	2,857,606
Item 432519 1 Totals:	699,081	0	2,857,606	0	0	0	0	3,556,687
Project Total:	699,081	0	2,857,606	0	0	0	0	3,556,687

Fund	<2015	2015	2016	2017	2018	2019	>2019	All Years
Item Number: 4325351 Project Description: SR 590 (14TH AVE S) FROM W OF FERN TERRACE DR TO OAK HAVEN DR *NON-SIS*								
District: 07 County: PINELLAS Type of Work: DRAINAGE IMPROVEMENTS								
Roadway ID: 15050000 Beginning Section: 6.300 Project Length: .330								
L RTP: Objective 1.11 Ending Section: 6.630 Lanes Existing/Improved/Added: 2/ 0/ 0								
PRELIMINARY ENGINEERING / MANAGED BY FDOT								
DDR -DIST DEDICATED REVENUE	85,091	0	0	0	0	0	0	85,091
DIH -STATE IN-HOUSE SUPPORT	1,000	0	0	0	0	0	0	1,000
DS -STATE PRIMARY HWYS & PTO	2,200	0	0	0	0	0	0	2,200
RIGHT OF WAY / MANAGED BY FDOT								
DIH -STATE IN-HOUSE SUPPORT	0	20,000	0	0	0	0	0	20,000
DS -STATE PRIMARY HWYS & PTO	0	246,600	0	0	0	0	0	246,600
CONSTRUCTION / MANAGED BY FDOT								
DIH -STATE IN-HOUSE SUPPORT	0	46,699	0	0	0	0	0	46,699
DS -STATE PRIMARY HWYS & PTO	0	232,986	0	0	0	0	0	232,986
Item 432535 1 Totals:	88,291	546,285	0	0	0	0	0	634,576
Project Total:	88,291	546,285	0	0	0	0	0	634,576
Fund	<2015	2015	2016	2017	2018	2019	>2019	All Years
Item Number: 4325361 Project Description: SR 590 (NE COACHMAN) FROM E OF GRAHAM DR TO W OF MARILYN ST *NON-SIS*								
District: 07 County: PINELLAS Type of Work: DRAINAGE IMPROVEMENTS								
Extra Description: FLOODING @ LOCATION BEYOND LOCAL MAINT CAPABILITY								
Roadway ID: 15050000 Beginning Section: 3.201 Project Length: .038								
L RTP: Objective 1.11 Ending Section: 3.239 Lanes Existing/Improved/Added: 2/ 0/ 0								
PRELIMINARY ENGINEERING / MANAGED BY FDOT								
DDR -DIST DEDICATED REVENUE	85,016	0	0	0	0	0	0	85,016
DIH -STATE IN-HOUSE SUPPORT	2,000	0	0	0	0	0	0	2,000
DS -STATE PRIMARY HWYS & PTO	2,170	0	0	0	0	0	0	2,170
CONSTRUCTION / MANAGED BY FDOT								
DIH -STATE IN-HOUSE SUPPORT	0	10,656	0	0	0	0	0	10,656
DS -STATE PRIMARY HWYS & PTO	0	80,804	0	0	0	0	0	80,804
Item 432536 1 Totals:	89,186	91,460	0	0	0	0	0	180,646
Project Total:	89,186	91,460	0	0	0	0	0	180,646

Fund	<2015	2015	2016	2017	2018	2019	>2019	All Years
Item Number: 4325861 Project Description: SR 60 (GULF TO BAY) FR COURT ST/S HIGHLAND AV TO W OF BYPASS DRIVE *NON-SIS* District: 07 County: PINELLAS Type of Work: RESURFACING Extra Description: 6 LANES GOES WITH 432616 1 FOR DESIGN AND CONSTRUCTION Roadway ID: 15040000 Beginning Section: 1.661 Project Length: 2.558 LRTP: Objective 1.11 Ending Section: 4.219 Lanes Existing/Improved/Added: 6/ 6/ 0								
PRELIMINARY ENGINEERING / MANAGED BY FDOT								
DDR -DIST DEDICATED REVENUE	17,603	0	0	0	0	0	0	17,603
DIH -STATE IN-HOUSE SUPPORT	16,320	0	0	0	0	0	0	16,320
DS -STATE PRIMARY HIGHWAYS & PTO	1,105,130	0	0	0	0	0	0	1,105,130
RIGHT OF WAY / MANAGED BY FDOT								
DDR -DIST DEDICATED REVENUE	0	316,600	0	0	0	0	0	316,600
DIH -STATE IN-HOUSE SUPPORT	20,000	100,000	0	0	0	0	0	120,000
DS -STATE PRIMARY HIGHWAYS & PTO	40,000	344,700	0	0	0	0	0	384,700
CONSTRUCTION / MANAGED BY FDOT								
DDR -DIST DEDICATED REVENUE	0	0	3,566,431	0	0	0	0	3,566,431
DIH -STATE IN-HOUSE SUPPORT	0	0	212,000	0	0	0	0	212,000
DS -STATE PRIMARY HIGHWAYS & PTO	0	0	3,230,363	0	0	0	0	3,230,363
Item 432586 1 Totals:	1,199,053	761,300	7,008,794	0	0	0	0	8,969,147
Project Total:	1,199,053	761,300	7,008,794	0	0	0	0	8,969,147

Fund	<2015	2015	2016	2017	2018	2019	>2019	All Years
Item Number: 4325871 Project Description: SR 679 (BAYWAY) FR N END BOCA CIEGA BRG TO SR 682 (54TH AVE S) *NON-SIS*								
District: 07 County: PINELLAS Type of Work: RESURFACING								
Extra Description: 2 LANES								
Roadway ID: 15200000 Beginning Section: 8.739 Project Length: 1.221								
L RTP: Objective 1.11 Ending Section: 9.960 Lanes Existing/Improved/Added: 3/ 3/ 0								
PRELIMINARY ENGINEERING / MANAGED BY FDOT								
DDR -DIST DEDICATED REVENUE	716,876	0	0	0	0	0	0	716,876
DIH -STATE IN-HOUSE SUPPORT	22,423	0	0	0	0	0	0	22,423
CONSTRUCTION / MANAGED BY FDOT								
DDR -DIST DEDICATED REVENUE	0	0	1,675,781	0	0	0	0	1,675,781
DIH -STATE IN-HOUSE SUPPORT	0	0	135,680	0	0	0	0	135,680
Item 432587 1 Totals:	739,299	0	1,811,461	0	0	0	0	2,550,760
Project Total:	739,299	0	1,811,461	0	0	0	0	2,550,760
Fund	<2015	2015	2016	2017	2018	2019	>2019	All Years
Item Number: 4326161 Project Description: SR 60 (GULF TO BAY) FR COURT ST/HIGHLAND AVE TO W OF DAMASCUS RD *NON-SIS*								
District: 07 County: PINELLAS Type of Work: DRAINAGE IMPROVEMENTS								
Roadway ID: 15040000 Beginning Section: 1.661 Project Length: 4.614								
L RTP: Objective 1.11 Ending Section: 6.275 Lanes Existing/Improved/Added: 6/ 0/ 0								
PRELIMINARY ENGINEERING / MANAGED BY FDOT								
DDR -DIST DEDICATED REVENUE	11,185	0	0	0	0	0	0	11,185
DIH -STATE IN-HOUSE SUPPORT	44,269	0	0	0	0	0	0	44,269
DS -STATE PRIMARY HIGHWAYS & PTO	1,449,320	0	0	0	0	0	0	1,449,320
CONSTRUCTION / MANAGED BY FDOT								
DIH -STATE IN-HOUSE SUPPORT	0	0	233,349	0	0	0	0	233,349
DS -STATE PRIMARY HIGHWAYS & PTO	0	0	2,805,078	0	0	0	0	2,805,078
Item 432616 1 Totals:	1,504,774	0	3,038,427	0	0	0	0	4,543,201
Project Total:	1,504,774	0	3,038,427	0	0	0	0	4,543,201

Fund	<2015	2015	2016	2017	2018	2019	>2019	All Years
Item Number: 4326981 Project Description: ALT US 19 (SR 595) FROM S OF PARK ST N TO LONG BAYOU BRIDGE *NON-SIS*								
District: 07 County: PINELLAS Type of Work: RESURFACING								
Extra Description: 5 LANES								
Roadway ID: 15010000 Beginning Section: 7.900 Project Length: .720								
LRTP: Objective 1.11 Ending Section: 8.620 Lanes Existing/Improved/Added: 5/ 5/ 0								
PRELIMINARY ENGINEERING / MANAGED BY FDOT								
DDR -DIST DEDICATED REVENUE	10,957	0	0	0	0	0	0	10,957
DIH -STATE IN-HOUSE SUPPORT	14,462	0	0	0	0	0	0	14,462
DS -STATE PRIMARY HWYS & PTO	561,286	0	0	0	0	0	0	561,286
CONSTRUCTION / MANAGED BY FDOT								
DIH -STATE IN-HOUSE SUPPORT	0	0	0	122,368	0	0	0	122,368
DS -STATE PRIMARY HWYS & PTO	0	0	0	506,947	0	0	0	506,947
SA -STP, ANY AREA	0	0	0	675,534	0	0	0	675,534
Item 432698 1 Totals:	586,705	0	0	1,304,849	0	0	0	1,891,554
Project Total:	586,705	0	0	1,304,849	0	0	0	1,891,554
Fund	<2015	2015	2016	2017	2018	2019	>2019	All Years
Item Number: 4326991 Project Description: SR 580 FROM BASS BLVD TO W OF PINEHURST ROAD *NON-SIS*								
District: 07 County: PINELLAS Type of Work: RESURFACING								
Extra Description: 4 LANES								
Roadway ID: 15070000 Beginning Section: .602 Project Length: .660								
LRTP: Objective 1.11 Ending Section: 1.262 Lanes Existing/Improved/Added: 4/ 4/ 0								
PRELIMINARY ENGINEERING / MANAGED BY FDOT								
DDR -DIST DEDICATED REVENUE	446,162	0	0	0	0	0	0	446,162
DIH -STATE IN-HOUSE SUPPORT	9,950	0	0	0	0	0	0	9,950
DS -STATE PRIMARY HWYS & PTO	362	0	0	0	0	0	0	362
CONSTRUCTION / MANAGED BY FDOT								
DDR -DIST DEDICATED REVENUE	0	0	0	1,169,181	0	0	0	1,169,181
DIH -STATE IN-HOUSE SUPPORT	0	0	0	109,100	0	0	0	109,100
Item 432699 1 Totals:	456,474	0	0	1,278,281	0	0	0	1,734,755
Project Total:	456,474	0	0	1,278,281	0	0	0	1,734,755

Fund	<2015	2015	2016	2017	2018	2019	>2019	All Years
Item Number: 4331111 Project Description: I275(SR93/22ND AV N) FROM 22ND ST NORTH TO 19TH ST NORTH *SIS* District: 07 County: PINELLAS Type of Work: INTERCHANGE IMPROVEMENT Extra Description: ADDITION OF DUAL LEFT TURN LANES								
Roadway ID: 15190000 Beginning Section: 6.182 Project Length: .315 L RTP: Objective 1.2 Ending Section: 6.497 Lanes Existing/Improved/Added: 6/ 6/ 0 PRELIMINARY ENGINEERING / MANAGED BY FDOT								
DDR -DIST DEDICATED REVENUE	5,685	0	0	0	0	0	0	5,685
DIH -STATE IN-HOUSE SUPPORT	97,751	0	0	0	0	0	0	97,751
DS -STATE PRIMARY HWYS & PTO	25,576	0	0	0	0	0	0	25,576
CONSTRUCTION / MANAGED BY FDOT								
DIH -STATE IN-HOUSE SUPPORT	0	169,154	0	0	0	0	0	169,154
DS -STATE PRIMARY HIGHWAYS & PTO	0	98,211	0	0	0	0	0	98,211
HSP - HWY SAFETY PGM	0	1,636,773	0	0	0	0	0	1,636,773
Item 433111 1 Totals:	129,012	1,904,138	0	0	0	0	0	2,033,150
Project Total:	129,012	1,904,138	0	0	0	0	0	2,033,150
Fund	<2015	2015	2016	2017	2018	2019	>2019	All Years
Item Number: 4335801 Project Description: STARKEY ROAD FROM TYRONE BOULEVARD TO SR 60 *NON-SIS* District: 07 County: PINELLAS Type of Work: ITS COMMUNICATION SYSTEM Roadway ID: 15004501 Beginning Section: .000 Project Length: 10.640 L RTP: 67, Fig. 28 Ending Section: 4.499 Lanes Existing/Improved/Added: 4/ 0/ 0 PRELIMINARY ENGINEERING / RESPONSIBLE AGENCY NOT AVAILABLE								
CIGP -COUNTY INCENTIVE GRANT PGM	0	200,000	0	0	0	0	0	200,000
LFP -LOCAL FUNDS FOR PARTICIPATING	0	200,000	0	0	0	0	0	200,000
CONSTRUCTION / RESPONSIBLE AGENCY NOT AVAILABLE								
CIGP -COUNTY INCENTIVE GRANT PGM	0	0	1,800,000	0	0	0	0	1,800,000
LFP -LOCAL FUNDS FOR PARTICIPATING	0	0	1,800,000	0	0	0	0	1,800,000
Item 433580 1 Totals:	0	400,000	3,600,000	0	0	0	0	4,000,000
Project Total:	0	400,000	3,600,000	0	0	0	0	4,000,000

Fund	<2015	2015	2016	2017	2018	2019	>2019	All Years
Item Number: 4335811 Project Description: CR 1(KEENE RD/OMAHA) FROM SR 60 TO ALDERMAN ROAD *NON-SIS*								
District: 07 County: PINELLAS Type of Work: ITS COMMUNICATION SYSTEM								
Roadway ID: 15070500 Beginning Section: .000 Project Length: 8.325								
LRTP: TBL 67, Fig. 28 Ending Section: 4.236 Lanes Existing/Improved/Added: 4/ 0/ 0								
PRELIMINARY ENGINEERING / RESPONSIBLE AGENCY NOT AVAILABLE								
CIGP -COUNTY INCENTIVE GRANT PGM	0	0	200,000	0	0	0	0	200,000
LFP -LOCAL FUNDS FOR PARTICIPATING	0	0	200,000	0	0	0	0	200,000
CONSTRUCTION / RESPONSIBLE AGENCY NOT AVAILABLE								
CIGP -COUNTY INCENTIVE GRANT PGM	0	0	0	1,800,000	0	0	0	1,800,000
LFP -LOCAL FUNDS FOR PARTICIPATING	0	0	0	1,800,000	0	0	0	1,800,000
Item 433581 1 Totals:	0	0	400,000	3,600,000	0	0	0	4,000,000
Project Total:	0	0	400,000	3,600,000	0	0	0	4,000,000
Fund	<2015	2015	2016	2017	2018	2019	>2019	All Years
Item Number: 4335821 Project Description: 113TH STREET FROM 54TH AVENUE NORTH TO EAST BAY DRIVE *NON-SIS*								
District: 07 County: PINELLAS Type of Work: ITS COMMUNICATION SYSTEM								
Roadway ID: 15507000 Beginning Section: .851 Project Length: 6.574								
LRTP: TBL 68, Fig. 28 Ending Section: 7.425 Lanes Existing/Improved/Added: 5/ 0/ 0								
PRELIMINARY ENGINEERING / RESPONSIBLE AGENCY NOT AVAILABLE								
CIGP -COUNTY INCENTIVE GRANT PGM	0	0	150,000	0	0	0	0	150,000
LFP -LOCAL FUNDS FOR PARTICIPATING	0	0	150,000	0	0	0	0	150,000
CONSTRUCTION / RESPONSIBLE AGENCY NOT AVAILABLE								
CIGP -COUNTY INCENTIVE GRANT PGM	0	0	0	1,350,000	0	0	0	1,350,000
LFP -LOCAL FUNDS FOR PARTICIPATING	0	0	0	1,350,000	0	0	0	1,350,000
Item 433582 1 Totals:	0	0	300,000	2,700,000	0	0	0	3,000,000
Project Total:	0	0	300,000	2,700,000	0	0	0	3,000,000

Fund	<2015	2015	2016	2017	2018	2019	>2019	All Years
Item Number: 4337971								
Project Description: US 19 (SR 55) FROM N OF NEBRASKA AVE TO S OF TIMBERLANE RD								
SIS								
District: 07			County: PINELLAS			Type of Work: ADD LANES & RECONSTRUCT		
Roadway ID: 15150000			Beginning Section: 27.151			Project Length: 1.967		
L RTP: TBL 56, Fig. 21, P2			Ending Section: 29.118			Lanes Existing/Improved/Added: 8/ 8/ 2		
PRELIMINARY ENGINEERING / MANAGED BY FDOT								
DI -ST. - S/W INTER/INTRASTATE HWY	0	0	7,283,000	0	0	0	0	7,283,000
DIH -STATE IN-HOUSE SUPPORT	0	1,000	0	0	0	0	0	1,000
Item 433797 1 Totals:	0	1,000	7,283,000	0	0	0	0	7,284,000
Project Total:	0	1,000	7,283,000	0	0	0	0	7,284,000
Fund	<2015	2015	2016	2017	2018	2019	>2019	All Years
Item Number: 4337991								
Project Description: US 19 (SR 55) FROM N OF CR 95 TO N OF NEBRASKA AVE								
SIS								
District: 07			County: PINELLAS			Type of Work: ADD LANES & RECONSTRUCT		
Roadway ID: 15150000			Beginning Section: 25.082			Project Length: 1.559		
L RTP: TBL 56, Fig. 21, P1			Ending Section: 26.641			Lanes Existing/Improved/Added: 8/ 8/ 2		
PRELIMINARY ENGINEERING / MANAGED BY FDOT								
ACNP -ADVANCE CONSTRUCTION NHPP	0	0	0	3,338,000	0	0	0	3,338,000
DIH -STATE IN-HOUSE SUPPORT	0	0	1,000	0	0	0	0	1,000
DS -STATE PRIMARY HIGHWAYS & PTO	0	0	0	2,646,000	0	0	0	2,646,000
Item 433799 1 Totals:	0	0	1,000	5,984,000	0	0	0	5,985,000
Project Total:	0	0	1,000	5,984,000	0	0	0	5,985,000

Fund	<2015	2015	2016	2017	2018	2019	>2019	All Years
Item Number: 4348071 Project Description: US 19 (SR 55) FROM S OF LIVE OAK ST TO N OF BRITTANY PARK BLV *SIS*								
District: 07 County: PINELLAS Type of Work: RESURFACING								
Extra Description: 6 LANES								
Roadway ID: 15150000 Beginning Section: 31.826 Project Length: 1.320								
LRTP: Objective 1.11 Ending Section: 33.146 Lanes Existing/Improved/Added: 6/ 6/ 0								
PRELIMINARY ENGINEERING / MANAGED BY FDOT								
DIH -STATE IN-HOUSE PRODUCT SUPPORT	1,000	0	0	0	0	0	0	1,000
SA -STP, ANY AREA	0	613,000	0	0	0	0	0	613,000
CONSTRUCTION / MANAGED BY FDOT								
NHRE -NAT HWY PERFORM - RESURFACING	0	0	0	1,861,520	0	0	0	1,861,520
SA -STP, ANY AREA	0	0	0	863,531	0	0	0	863,531
Item 434807 1 Totals:	1,000	613,000	0	2,725,051	0	0	0	3,339,051
Project Total:	1,000	613,000	0	2,725,051	0	0	0	3,339,051
Fund	<2015	2015	2016	2017	2018	2019	>2019	All Years
Item Number: 4348901 Project Description: ALT US 19 NORTH FROM SR 60 TO PASCO COUNTY LINE *NON-SIS*								
District: 07 County: PINELLAS Type of Work: ATMS - ARTERIAL TRAFFIC MGMT								
Extra Description: ATMS/ITS								
Roadway ID: 15020000 Beginning Section: 1.126 Project Length: 15.691								
LRTP: TBL 68, Fig. 28 Ending Section: 15.225 Lanes Existing/Improved/Added: 2/ 0/ 0								
PRELIMINARY ENGINEERING / RESPONSIBLE AGENCY NOT AVAILABLE								
LFP -LOCAL FUNDS FOR PARTICIPATING	0	0	50,000	0	0	0	0	50,000
TRIP -TRANS RGNL INCENTIVE PGM	0	0	50,000	0	0	0	0	50,000
CONSTRUCTION / RESPONSIBLE AGENCY NOT AVAILABLE								
LFP -LOCAL FUNDS FOR PARTICIPATING	0	0	0	500,000	0	0	0	500,000
TRIP -TRANS RGNL INCENTIVE PGM	0	0	0	500,000	0	0	0	500,000
Item 434890 1 Totals:	0	0	100,000	1,000,000	0	0	0	1,100,000
Project Total:	0	0	100,000	1,000,000	0	0	0	1,100,000

Fund	<2015	2015	2016	2017	2018	2019	>2019	All Years
Item Number: 4348911 Project Description: ALT US 19 SOUTH FROM US 19 TO SR 60 *NON-SIS* District: 07 County: PINELLAS Type of Work: ATMS - ARTERIAL TRAFFIC MGMT Extra Description: ATMS/ITS Roadway ID: 15010000 Beginning Section: 2.510 Project Length: 17.597 LRTP: TBL 68, Fig. 28 Ending Section: 17.066 Lanes Existing/Improved/Added: 5/ 0/ 0 PRELIMINARY ENGINEERING / RESPONSIBLE AGENCY NOT AVAILABLE								
LFP -LOCAL FUNDS FOR PARTICIPATING	0	0	100,000	0	0	0	0	100,000
TRIP -TRANS RGNL INCENTIVE PROGM	0	0	100,000	0	0	0	0	100,000
CONSTRUCTION / RESPONSIBLE AGENCY NOT AVAILABLE								
LFP -LOCAL FUNDS FOR PARTICIPATING	0	0	0	1,000,000	0	0	0	1,000,000
TRIP -TRANS RGNL INCENTIVE PROGM	0	0	0	1,000,000	0	0	0	1,000,000
Item 434891 1 Totals:	0	0	200,000	2,000,000	0	0	0	2,200,000
Project Total:	0	0	200,000	2,000,000	0	0	0	2,200,000
Fund	<2015	2015	2016	2017	2018	2019	>2019	All Years
Item Number: 4352801 Project Description: US 19/SEMINOLE BLVD LARGO @ NGCN: 626654P *NON-SIS* District: 07 County: PINELLAS Type of Work: RAIL SAFETY PROJECT Extra Description: 2 SETS OF LED'S, REMOTE RADIO KEYDOWN Roadway ID: 15000000 Beginning Section: 1.000 Project Length: .001 LRTP: Objective 1.10 Ending Section: 1.001 Lanes Existing/Improved/Added: 0/ 0/ 0 RAILROAD & UTILITES / MANAGED BY FDOT								
RHP -RAIL HIGHWAY X-INGS - PROT DEV	0	35,063	0	0	0	0	0	35,063
Item 435280 1 Totals:	0	35,063	0	0	0	0	0	35,063
Project Total:	0	35,063	0	0	0	0	0	35,063

Fund	<2015	2015	2016	2017	2018	2019	>2019	All Years
Item Number: 4352811 Project Description: SR 584 (TAMPA RD) OLDSMAR @ NGCN: 626845A *NON-SIS*								
District: 07 County: PINELLAS Type of Work: RAIL SAFETY PROJECT								
Extra Description: 5 SETS OF LEDS (E/B)								
Roadway ID: 15000000 Beginning Section: 1.000 Project Length: .001								
LRTP: Objective 1.10 Ending Section: 1.001 Lanes Existing/Improved/Added: 0/ 0/ 0								
RAILROAD & UTILITES / MANAGED BY FDOT								
RHP -RAIL HIGHWAY X-INGS - PROT DEV	0	29,018	0	0	0	0	0	29,018
Item 435281 1 Totals:	0	29,018	0	0	0	0	0	29,018
Project Total:	0	29,018	0	0	0	0	0	29,018

Fund	<2015	2015	2016	2017	2018	2019	>2019	All Years
TRANSPORTATION PLANNING								
Item Number: 2593971 Project Description: PINELLAS COUNTY UPWP *NON-SIS* District: 07 County: PINELLAS Type of Work: TRANSPORTATION PLANNING Extra Description: TRANSPORTATION PLANNING ACTIVITIES								
LRTP: Goals 1-5								
PLANNING / RESPONSIBLE AGENCY NOT AVAILABLE								
PL -METRO PLAN (85% FA; 15% OTHER)	12,095,395	866,473	866,473	866,473	866,473	866,473	0	16,427,760
PLAC -METRO PLAN (AC/REGULAR)	814,758	0	0	0	0	0	0	814,758
Item 259397 1 Totals:	12,910,153	866,473	866,473	866,473	866,473	866,473	0	17,242,518
Project Total:	12,910,153	866,473	866,473	866,473	866,473	866,473	0	17,242,518
Fund	<2015	2015	2016	2017	2018	2019	>2019	All Years
Item Number: 4300151 Project Description: PINELLAS COUNTY MPO PLANNING/UPDATES *NON-SIS* District: 07 County: PINELLAS Type of Work: PLANNING MODELS/DATA UPDATE								
LRTP: Goals 1-5								
PLANNING / RESPONSIBLE AGENCY NOT AVAILABLE								
SU -STP, URBAN AREAS > 200K	1,050,000	350,000	350,000	350,000	350,000	350,000	0	2,800,000
Item 430015 1 Totals:	1,050,000	350,000	350,000	350,000	350,000	350,000	0	2,800,000
Project Total:	1,050,000	350,000	350,000	350,000	350,000	350,000	0	2,800,000

MAINTENANCE								
Fund	<2015	2015	2016	2017	2018	2019	>2019	All Years
Item Number: 4005751 Project Description: PINELLAS CO (15) *NON-SIS* District: 07 County: PINELLAS Type of Work: ROUTINE MAINTENANCE								
LRTP: Objective 1.11 BRDG/RDWY/CONTRACT MAINT / MANAGED BY FDOT								
D -UNRESTRICTED STATE PRIMARY	61,865,704	2,599,868	2,723,915	2,810,810	2,903,053	1,552,729	0	74,456,079
Item 400575 1 Totals:	61,865,704	2,599,868	2,723,915	2,810,810	2,903,053	1,552,729	0	74,456,079
Fund	<2015	2015	2016	2017	2018	2019	>2019	All Years
Item Number: 4005752 Project Description: PINELLAS CO (15) *NON-SIS* District: 07 County: PINELLAS Type of Work: ROUTINE MAINTENANCE								
LRTP: Objective 1.11 BRDG/RDWY/CONTRACT MAINT / MANAGED BY FDOT								
-TOTAL OUTSIDE YEARS	1	0	0	0	0	0	0	1
Item 400575 2 Totals:	1	0	0	0	0	0	0	1
Project Total:	61,865,705	2,599,868	2,723,915	2,810,810	2,903,053	1,552,729	0	74,456,080

Fund	<2015	2015	2016	2017	2018	2019	>2019	All Years
Item Number: 4010721 Project Description: PINELLAS CO (15) BAYWAY *NON-SIS* District: 07 County: PINELLAS Type of Work: ROUTINE MAINTENANCE								
LRTP: Objective 1.11 BRDG/RDWY/CONTRACT MAINT / MANAGED BY FDOT								
TM03 -PINELLAS BAYWAY	965,507	179,466	184,000	188,534	188,451	180,338	0	1,886,296
Item 401072 1 Totals:	965,507	179,466	184,000	188,534	188,451	180,338	0	1,886,296
Project Total:	965,507	179,466	184,000	188,534	188,451	180,338	0	1,886,296
Fund	<2015	2015	2016	2017	2018	2019	>2019	All Years
Item Number: 4010731 Project Description: PINELLAS CO (15) SKYWAY *NON-SIS* District: 07 County: PINELLAS Type of Work: ROUTINE MAINTENANCE								
LRTP: Objective 1.11 BRDG/RDWY/CONTRACT MAINT / MANAGED BY FDOT								
TM01 -SUNSHINE SKYWAY	1,724,897	261,650	265,405	272,810	272,593	260,858	0	3,058,213
Item 401073 1 Totals:	1,724,897	261,650	265,405	272,810	272,593	260,858	0	3,058,213
Project Total:	1,724,897	261,650	265,405	272,810	272,593	260,858	0	3,058,213
Fund	<2015	2015	2016	2017	2018	2019	>2019	All Years
Item Number: 4016931 Project Description: PINELLAS CO (15) *SIS* District: 07 County: PINELLAS Type of Work: ROUTINE MAINTENANCE								
LRTP: Objective 1.11 BRDG/RDWY/CONTRACT MAINT / MANAGED BY FDOT								
D -UNRESTRICTED STATE PRIMARY	2,999,773	258,960	348,930	446,790	432,100	110,909	0	4,597,462
Item 401693 1 Totals:	2,999,773	258,960	348,930	446,790	432,100	110,909	0	4,597,462

Fund	<2015	2015	2016	2017	2018	2019	>2019	All Years
Item Number: 4016932 Project Description: PINELLAS CO (15) *SIS* District: 07 County: PINELLAS Type of Work: ROUTINE MAINTENANCE								
LRTP: Objective 1.11 BRDG/RDWY/CONTRACT MAINT / MANAGED BY FDOT								
-TOTAL OUTSIDE YEARS	1	0	0	0	0	0	0	1
Item 401693 2 Totals:	1	0	0	0	0	0	0	1
Project Total:	2,999,774	258,960	348,930	446,790	432,100	110,909	0	4,597,463
Fund	<2015	2015	2016	2017	2018	2019	>2019	All Years
Item Number: 4168101 Project Description: PINELLAS BAYWAY TOLL FACILITIES MAINTENANCE *SIS* District: 07 County: PINELLAS Type of Work: TOLL PLAZA								
LRTP: Objective 1.11 BRDG/RDWY/CONTRACT MAINT / MANAGED BY FDOT								
TM03 -PINELLAS BAYWAY	704,717	83,575	83,575	84,275	84,275	84,275	252,825	1,377,517
Item 416810 1 Totals:	704,717	83,575	83,575	84,275	84,275	84,275	252,825	1,377,517
Project Total:	704,717	83,575	83,575	84,275	84,275	84,275	252,825	1,377,517
Fund	<2015	2015	2016	2017	2018	2019	>2019	All Years
Item Number: 4231692 Project Description: PINELLAS FENCE & HANDRAIL CONTRACT *NON-SIS* District: 07 County: PINELLAS Type of Work: ROUTINE MAINTENANCE								
LRTP: Objective 1.11 BRDG/RDWY/CONTRACT MAINT / MANAGED BY FDOT								
D -UNRESTRICTED STATE PRIMARY	453,272	74,153	29,000	0	0	0	0	556,425
Item 423169 2 Totals:	453,272	74,153	29,000	0	0	0	0	556,425
Project Total:	453,272	74,153	29,000	0	0	0	0	556,425

Fund	<2015	2015	2016	2017	2018	2019	>2019	All Years
Item Number: 4325023 Project Description: PINELLAS MAINTENANCE *NON-SIS* District: 07 County: PINELLAS Type of Work: FIXED CAPITAL OUTLAY								
LRTP: Objective 1.11 BRDG/RDWY/CONTRACT MAINT / MANAGED BY FDOT								
D -UNRESTRICTED STATE PRIMARY	0	192,000	0	0	0	0	0	192,000
Item 432502 3 Totals:	0	192,000	0	0	0	0	0	192,000
Project Total:	0	192,000	0	0	0	0	0	192,000
Fund	<2015	2015	2016	2017	2018	2019	>2019	All Years
Item Number: 4328951 Project Description: ASSET MAINTENANCE PINELLAS COUNTY *NON-SIS* District: 07 County: PINELLAS Type of Work: ROUTINE MAINTENANCE								
LRTP: Objective 1.11 BRDG/RDWY/CONTRACT MAINT / MANAGED BY FDOT								
D -UNRESTRICTED STATE PRIMARY	888,437	2,359,231	4,038,150	4,699,545	4,699,545	4,699,545	0	21,384,453
TM03 -PINELLAS BAYWAY	92,304	184,607	184,620	184,622	184,622	184,622	0	1,015,397
Item 432895 1 Totals:	980,741	2,543,838	4,222,770	4,884,167	4,884,167	4,884,167	0	22,399,850
Project Total:	980,741	2,543,838	4,222,770	4,884,167	4,884,167	4,884,167	0	22,399,850

FLP: AVIATION

Item Number: 4124421

Project Description: ST PETERSBURG CLEARWATER INTERNATIONAL AIRPORT

SIS

District: 07

County: PINELLAS

Type of Work: AVIATION PRESERVATION PROJECT

Extra Description: SURFACE PARKING LOT UPGRADES

LRTP: Goal 3

CAPITAL / RESPONSIBLE AGENCY NOT AVAILABLE

DPTO -STATE - PTO	0	275,000	0	0	0	0	0	275,000
DS -STATE PRIMARY HIGHWAYS & PTO	682,922	0	0	0	0	0	0	682,922
FAA -FEDERAL AVIATION ADMIN	3,600,000	2,475,000	0	0	0	0	0	6,075,000
LF -LOCAL FUNDS	700,000	275,000	0	0	0	0	0	975,000
Item 412442 1 Totals:	4,982,922	3,025,000	0	0	0	0	0	8,007,922
Project Total:	4,982,922	3,025,000	0	0	0	0	0	8,007,922
Fund	<2015	2015	2016	2017	2018	2019	>2019	All Years

Item Number: 4280661

Project Description: ALBERT WHITTED AIRPORT

NON-SIS

District: 07

County: PINELLAS

Type of Work: AVIATION REVENUE/OPERATIONAL

Extra Description: CONSTRUCT NEW 12,000 SQ/FT HANGAR

LRTP: Goal 3

CAPITAL / RESPONSIBLE AGENCY NOT AVAILABLE

DPTO -STATE - PTO	0	1,200,000	0	0	0	0	0	1,200,000
LF -LOCAL FUNDS	0	300,000	0	0	0	0	0	300,000
Item 428066 1 Totals:	0	1,500,000	0	0	0	0	0	1,500,000
Project Total:	0	1,500,000	0	0	0	0	0	1,500,000

Fund	<2015	2015	2016	2017	2018	2019	>2019	All Years
Item Number: 4296051 Project Description: ST PETERSBURG CLEARWATER INTERNATIONAL AIRPORT *SIS*								
District: 07 County: PINELLAS Type of Work: AVIATION CAPACITY PROJECT								
Extra Description: CONSTRUCT NEW GA APRON AND TAXIWAYS								
LRTP: Goal 3								
CAPITAL / RESPONSIBLE AGENCY NOT AVAILABLE								
DDR -DIST DEDICATED REVENUE	0	1,218,514	0	0	0	0	0	1,218,514
LF -LOCAL FUNDS	0	1,218,514	0	0	0	0	0	1,218,514
Item 429605 1 Totals:	0	2,437,028	0	0	0	0	0	2,437,028
Project Total:	0	2,437,028	0	0	0	0	0	2,437,028
Fund	<2015	2015	2016	2017	2018	2019	>2019	All Years
Item Number: 4296121 Project Description: ST PETERSBURG CLEARWATER INTERNATIONAL AIRPORT *SIS*								
District: 07 County: PINELLAS Type of Work: AVIATION PRESERVATION PROJECT								
Extra Description: REHABILITATE RUNWAY 17/35								
LRTP: Goal 3								
CAPITAL / RESPONSIBLE AGENCY NOT AVAILABLE								
DDR -DIST DEDICATED REVENUE	0	200,000	0	0	0	0	0	200,000
DPTO -STATE - PTO	0	0	0	167,500	0	0	0	167,500
FAA -FEDERAL AVIATION ADMIN	0	6,650,000	0	5,465,000	0	0	0	12,115,000
LF -LOCAL FUNDS	0	200,000	0	165,700	0	0	0	365,700
Item 429612 1 Totals:	0	7,050,000	0	5,798,200	0	0	0	12,848,200
Project Total:	0	7,050,000	0	5,798,200	0	0	0	12,848,200

Fund	<2015	2015	2016	2017	2018	2019	>2019	All Years
Item Number: 4296131 Project Description: ST PETERSBURG CLEARWATER INTERNATIONAL AIRPORT *SIS*								
District: 07 County: PINELLAS Type of Work: AVIATION REVENUE/OPERATIONAL								
Extra Description: NEW AIRPORT MAINTENANCE BUILDING								
LRTP: Goal 3 CAPITAL / RESPONSIBLE AGENCY NOT AVAILABLE								
DPTO -STATE - PTO	0	0	750,000	0	0	0	0	750,000
LF -LOCAL FUNDS	0	0	750,000	0	0	0	0	750,000
Item 429613 1 Totals:	0	0	1,500,000	0	0	0	0	1,500,000
Project Total:	0	0	1,500,000	0	0	0	0	1,500,000
Fund	<2015	2015	2016	2017	2018	2019	>2019	All Years
Item Number: 4296221 Project Description: ALBERT WHITTED AIRPORT *NON-SIS*								
District: 07 County: PINELLAS Type of Work: AVIATION REVENUE/OPERATIONAL								
Extra Description: CONSTRUCT NEW 12,000 SQ/FT HANGAR								
LRTP: Goal 3 CAPITAL / RESPONSIBLE AGENCY NOT AVAILABLE								
DPTO -STATE - PTO	0	1,200,000	0	0	0	0	0	1,200,000
LF -LOCAL FUNDS	0	300,000	0	0	0	0	0	300,000
Item 429622 1 Totals:	0	1,500,000	0	0	0	0	0	1,500,000
Project Total:	0	1,500,000	0	0	0	0	0	1,500,000

Fund	<2015	2015	2016	2017	2018	2019	>2019	All Years
Item Number: 4296251 Project Description: ALBERT WHITTED AIRPORT *NON-SIS*								
District: 07 County: PINELLAS Type of Work: AVIATION REVENUE/OPERATIONAL								
Extra Description: CONSTRUCT 2ND NEW 12,000+ SQ/FT HANGAR (REPLACE HANGAR #2)								
LRTP: Goal 3								
CAPITAL / RESPONSIBLE AGENCY NOT AVAILABLE								
DPTO -STATE - PTO	0	0	1,600,000	0	0	0	0	1,600,000
LF -LOCAL FUNDS	0	0	400,000	0	0	0	0	400,000
Item 429625 1 Totals:	0	0	2,000,000	0	0	0	0	2,000,000
Project Total:	0	0	2,000,000	0	0	0	0	2,000,000
Fund	<2015	2015	2016	2017	2018	2019	>2019	All Years
Item Number: 4317911 Project Description: ALBERT WHITTED AIRPORT *NON-SIS*								
District: 07 County: PINELLAS Type of Work: AVIATION REVENUE/OPERATIONAL								
Extra Description: CONSTRUCT 3RD NEW 12,000+ SQ/FT HANGAR (BTWN HANGAR #1 & #2)								
LRTP: Goal 3								
CAPITAL / RESPONSIBLE AGENCY NOT AVAILABLE								
DDR -DIST DEDICATED REVENUE	0	0	0	600,000	0	0	0	600,000
DPTO -STATE - PTO	0	0	600,000	0	0	0	0	600,000
LF -LOCAL FUNDS	0	0	150,000	150,000	0	0	0	300,000
Item 431791 1 Totals:	0	0	750,000	750,000	0	0	0	1,500,000
Project Total:	0	0	750,000	750,000	0	0	0	1,500,000

Fund	<2015	2015	2016	2017	2018	2019	>2019	All Years
Item Number: 4317931 Project Description: CLEARWATER AIRPARK *NON-SIS*								
District: 07 County: PINELLAS Type of Work: AVIATION SAFETY PROJECT								
Extra Description: INSTALL WEATHER REPORTING EQUIPMENT (AWOS)								
LRTP: Goal 3								
CAPITAL / RESPONSIBLE AGENCY NOT AVAILABLE								
DDR -DISTRICT DEDICATED REVENUE	0	0	80,000	0	0	0	0	80,000
LF -LOCAL FUNDS	0	0	20,000	0	0	0	0	20,000
Item 431793 1 Totals:	0	0	100,000	0	0	0	0	100,000
Project Total:	0	0	100,000	0	0	0	0	100,000
Fund	<2015	2015	2016	2017	2018	2019	>2019	All Years
Item Number: 4317941 Project Description: CLEARWATER AIRPARK *NON-SIS*								
District: 07 County: PINELLAS Type of Work: AVIATION REVENUE/OPERATIONAL								
Extra Description: CONSTRUCT MULTIPLANE HANGAR								
LRTP: Goal 3								
CAPITAL / RESPONSIBLE AGENCY NOT AVAILABLE								
DDR -DISTRICT DEDICATED REVENUE	0	0	0	560,000	0	0	0	560,000
LF -LOCAL FUNDS	0	0	0	140,000	0	0	0	140,000
Item 431794 1 Totals:	0	0	0	700,000	0	0	0	700,000
Project Total:	0	0	0	700,000	0	0	0	700,000

Fund	<2015	2015	2016	2017	2018	2019	>2019	All Years
Item Number: 4317951 Project Description: ST PETERSBURG CLEARWATER INTERNATIONAL AIRPORT *SIS*								
District: 07 County: PINELLAS Type of Work: AVIATION PRESERVATION PROJECT								
Extra Description: AIRCO SITE DEVELOPMENT								
LRTP: Goal 3								
CAPITAL / RESPONSIBLE AGENCY NOT AVAILABLE								
DDR -DISTRICT DEDICATED REVENUE	0	0	0	708,003	0	0	0	708,003
LF -LOCAL FUNDS	0	0	0	708,003	0	0	0	708,003
Item 431795 1 Totals:	0	0	0	1,416,006	0	0	0	1,416,006
Project Total:	0	0	0	1,416,006	0	0	0	1,416,006
Fund	<2015	2015	2016	2017	2018	2019	>2019	All Years
Item Number: 4329771 Project Description: CLEARWATER AIRPARK *NON-SIS*								
District: 07 County: PINELLAS Type of Work: AVIATION REVENUE/OPERATIONAL								
Extra Description: AIRPORT GROUND SUPPORT EQUIPMENT REPLACEMENT								
LRTP: Goal 3								
CAPITAL / RESPONSIBLE AGENCY NOT AVAILABLE								
DPTO -STATE - PTO	0	0	0	0	80,000	0	0	80,000
LF -LOCAL FUNDS	0	0	0	0	20,000	0	0	20,000
Item 432977 1 Totals:	0	0	0	0	100,000	0	0	100,000
Project Total:	0	0	0	0	100,000	0	0	100,000

Fund	<2015	2015	2016	2017	2018	2019	>2019	All Years
Item Number: 4329781 Project Description: ALBERT WHITTED AIRPORT *NON-SIS* District: 07 County: PINELLAS Type of Work: AVIATION REVENUE/OPERATIONAL Extra Description: REPLACEMENT OF T-HANGAR BUILDINGS								
LRTP: Goal 3 CAPITAL / RESPONSIBLE AGENCY NOT AVAILABLE								
DDR -DISTRICT DEDICATED REVENUE	0	0	0	0	1,600,000	0	0	1,600,000
LF -LOCAL FUNDS	0	0	0	0	400,000	0	0	400,000
Item 432978 1 Totals:	0	0	0	0	2,000,000	0	0	2,000,000
Project Total:	0	0	0	0	2,000,000	0	0	2,000,000
Fund	<2015	2015	2016	2017	2018	2019	>2019	All Years
Item Number: 4352171 Project Description: ALBERT WHITTED AIRPORT *NON-SIS* District: 07 County: PINELLAS Type of Work: AVIATION REVENUE/OPERATIONAL Extra Description: DESIGN AND CONSTRUCT HANGARS								
LRTP: Goal 3 CAPITAL / RESPONSIBLE AGENCY NOT AVAILABLE								
DPTO -STATE - PTO	0	0	0	0	0	750,000	0	750,000
LF -LOCAL FUNDS	0	0	0	0	0	750,000	0	750,000
Item 435217 1 Totals:	0	0	0	0	0	1,500,000	0	1,500,000
Project Total:	0	0	0	0	0	1,500,000	0	1,500,000

Fund	<2015	2015	2016	2017	2018	2019	>2019	All Years
Item Number: 4352221 Project Description: CLEARWATER AIRPARK *NON-SIS* District: 07 County: PINELLAS Type of Work: AVIATION REVENUE/OPERATIONAL Extra Description: REPLACE HANGAR C								
LRTP: Goal 3 CAPITAL / RESPONSIBLE AGENCY NOT AVAILABLE								
DPTO -STATE - PTO	0	0	0	0	0	960,000	0	960,000
LF -LOCAL FUNDS	0	0	0	0	0	240,000	0	240,000
Item 435222 1 Totals:	0	0	0	0	0	1,200,000	0	1,200,000
Project Total:	0	0	0	0	0	1,200,000	0	1,200,000
Fund	<2015	2015	2016	2017	2018	2019	>2019	All Years
Item Number: 4352271 Project Description: CLEARWATER AIRPARK *NON-SIS* District: 07 County: PINELLAS Type of Work: AVIATION REVENUE/OPERATIONAL Extra Description: CONSTRUCT TERMINAL								
LRTP: Goal 3 CAPITAL / RESPONSIBLE AGENCY NOT AVAILABLE								
DPTO -STATE - PTO	0	0	0	0	0	2,769,967	0	2,769,967
LF -LOCAL FUNDS	0	0	0	0	0	720,000	0	720,000
Item 435227 1 Totals:	0	0	0	0	0	3,489,967	0	3,489,967
Project Total:	0	0	0	0	0	3,489,967	0	3,489,967

Fund	<2015	2015	2016	2017	2018	2019	>2019	All Years
Item Number: 4352281 Project Description: ALBERT WHITTED AIRPORT *NON-SIS* District: 07 County: PINELLAS Type of Work: AVIATION CAPACITY PROJECT Extra Description: MASTER PLAN UPDATE								
LRTP: Goal 3 CAPITAL / RESPONSIBLE AGENCY NOT AVAILABLE								
DPTO -STATE - PTO	0	0	0	0	0	12,000	0	12,000
FAA -FEDERAL AVIATION ADMIN	0	0	0	0	0	135,000	0	135,000
LF -LOCAL FUNDS	0	0	0	0	0	3,000	0	3,000
Item 435228 1 Totals:	0	0	0	0	0	150,000	0	150,000
Project Total:	0	0	0	0	0	150,000	0	150,000
Fund	<2015	2015	2016	2017	2018	2019	>2019	All Years
Item Number: 4352291 Project Description: ST PETERSBURG CLEARWATER INTERNATIONAL AIRPORT *SIS* District: 07 County: PINELLAS Type of Work: AVIATION SAFETY PROJECT Extra Description: CONSTRUCT AIRCRAFT RESCUE AND FIRE FIGHTING BUILDING								
LRTP: Goal 3 CAPITAL / RESPONSIBLE AGENCY NOT AVAILABLE								
DPTO -STATE - PTO	0	0	0	0	0	75,000	0	75,000
FAA -FEDERAL AVIATION ADMIN	0	0	0	0	0	1,350,000	0	1,350,000
LF -LOCAL FUNDS	0	0	0	0	0	75,000	0	75,000
Item 435229 1 Totals:	0	0	0	0	0	1,500,000	0	1,500,000
Project Total:	0	0	0	0	0	1,500,000	0	1,500,000

Fund	<2015	2015	2016	2017	2018	2019	>2019	All Years
Item Number: 4352301 Project Description: ST PETERSBURG CLEARWATER INTERNATIONAL AIRPORT *SIS*								
District: 07 County: PINELLAS Type of Work: AVIATION SAFETY PROJECT								
Extra Description: EMERGENCY GENERATOR INSTALLATION								
<u>LRTP: Goal 3</u>								
CAPITAL / RESPONSIBLE AGENCY NOT AVAILABLE								
DPTO -STATE - PTO	0	0	0	0	0	75,000	0	75,000
FAA -FEDERAL AVIATION ADMIN	0	0	0	0	0	1,350,000	0	1,350,000
LF -LOCAL FUNDS	0	0	0	0	0	75,000	0	75,000
Item 435230 1 Totals:	0	0	0	0	0	1,500,000	0	1,500,000
Project Total:	0	0	0	0	0	1,500,000	0	1,500,000
TRANSIT								
Fund	<2015	2015	2016	2017	2018	2019	>2019	All Years
Item Number: 4025131 Project Description: PSTA PUBLIC TRANSIT BLOCK GRANT PROGRAM *NON-SIS*								
District: 07 County: PINELLAS Type of Work: OPERATING FOR FIXED ROUTE								
Extra Description: OPERATIONAL ASSISTANCE								
<u>LRTP: Objective 1.4</u>								
OPERATIONS / MANAGED BY PINELLAS COUNTY								
DDR -DISTRICT DEDICATED REVENUE	14,870,800	1,323,015	3,356,085	4,047,291	4,249,904	4,429,011	0	32,276,106
DPTO -STATE - PTO	10,516,110	2,763,475	825,255	132,130	37,563	0	0	14,274,533
DS -STATE PRIMARY HWYS & PTO	22,024,260	0	0	0	0	0	0	22,024,260
LF -LOCAL FUNDS	41,857,116	4,086,490	4,181,340	4,179,421	4,287,467	4,429,011	0	63,020,845
Item 402513 1 Totals:	89,268,286	8,172,980	8,362,680	8,358,842	8,574,934	8,858,022	0	131,595,744
Project Total:	89,268,286	8,172,980	8,362,680	8,358,842	8,574,934	8,858,022	0	131,595,744

Fund	<2015	2015	2016	2017	2018	2019	>2019	All Years
Item Number: 4025141 Project Description: PINELLAS COUNTY MPO TRANSIT PLANNING SECTION 5305 *NON-SIS* District: 07 County: PINELLAS Type of Work: PTO STUDIES Extra Description: TRANSPORTATION PLANNING ACTIVITIES								
<u>LRTP: Objective 1.4</u>								
PLANNING / MANAGED BY PINELLAS COUNTY MPO								
DDR -DISTRICT DEDICATED REVENUE	229,649	0	35,812	35,812	35,594	34,404	0	371,271
DPTO -STATE - PTO	181,757	35,812	0	0	0	0	0	217,569
DS -STATE PRIMARY HWYS & PTO	99,439	0	0	0	0	0	0	99,439
DU -STATE PRIMARY/FED REIMB	4,086,771	286,502	286,502	286,502	296,525	275,228	0	5,518,030
LF -LOCAL FUNDS	510,850	36,188	33,182	33,182	35,628	34,404	0	683,434
Item 402514 1 Totals:	5,108,466	358,502	355,496	355,496	367,747	344,036	0	6,889,743
Project Total:	5,108,466	358,502	355,496	355,496	367,747	344,036	0	6,889,743
Fund	<2015	2015	2016	2017	2018	2019	>2019	All Years
Item Number: 4025201 Project Description: PSTA FTA-SECTION 5307 *NON-SIS* District: 07 County: PINELLAS Type of Work: CAPITAL FOR FIXED ROUTE Extra Description: CAPITAL ASSISTANCE								
<u>LRTP: Objective 1.4</u>								
CAPITAL / MANAGED BY PINELLAS COUNTY								
FTA -FEDERAL TRANSIT ADMINISTRATION	71,967,619	12,964,727	13,564,727	14,009,171	14,609,171	14,609,171	0	141,724,586
FTAT -FHWA TRANSFER TO FTA (NON-BUD)	2,300,000	0	0	0	0	0	0	2,300,000
S117 -STP EARMARKS - 2005	2,300,000	0	0	0	0	0	0	2,300,000
Item 402520 1 Totals:	76,567,619	12,964,727	13,564,727	14,009,171	14,609,171	14,609,171	0	146,324,586
Project Total:	76,567,619	12,964,727	13,564,727	14,009,171	14,609,171	14,609,171	0	146,324,586

Fund	<2015	2015	2016	2017	2018	2019	>2019	All Years
Item Number: 4106951 Project Description: PSTA TRANSIT CORRIDOR PROGRAM 100X-OPERATING *NON-SIS* District: 07 County: PINELLAS Type of Work: URBAN CORRIDOR IMPROVEMENTS Extra Description: EXPRESS SERVICE LARGO TO TAMPA DOWNTOWN								
LRTP: Objective 1.4								
OPERATIONS / MANAGED BY PINELLAS COUNTY								
DDR -DISTRICT DEDICATED REVENUE	1,303,868	0	155,100	0	0	0	0	1,458,968
DPTO -STATE - PTO	321,000	155,100	0	155,100	155,100	166,508	0	952,808
DS -STATE PRIMARY HWAYS & PTO	1,225,000	0	0	0	0	0	0	1,225,000
Item 410695 1 Totals:	2,849,868	155,100	155,100	155,100	155,100	166,508	0	3,636,776
Project Total:	2,849,868	155,100	155,100	155,100	155,100	166,508	0	3,636,776
Fund	<2015	2015	2016	2017	2018	2019	>2019	All Years
Item Number: 4182651 Project Description: PSTA TRANSIT CORRIDOR PROGRAM 300X-OPERATING *NON-SIS* District: 07 County: PINELLAS Type of Work: URBAN CORRIDOR IMPROVEMENTS Extra Description: EXPRESS SERVICE ST PETE TO TAMPA DOWNTOWN								
LRTP: Objective 1.4								
OPERATIONS / MANAGED BY PINELLAS COUNTY								
DDR -DISTRICT DEDICATED REVENUE	750,325	0	165,100	0	0	0	0	915,425
DPTO -STATE - PTO	415,182	165,100	0	165,100	165,100	176,508	0	1,086,990
DS -STATE PRIMARY HIGHWAYS & PTO	528,332	0	0	0	0	0	0	528,332
Item 418265 1 Totals:	1,693,839	165,100	165,100	165,100	165,100	176,508	0	2,530,747
Project Total:	1,693,839	165,100	165,100	165,100	165,100	176,508	0	2,530,747

Fund	<2015	2015	2016	2017	2018	2019	>2019	All Years
Item Number: 4303191 Project Description: PSTA TRANSIT CORRIDOR PROGRAM FLEX E. LAKE & PASCO CTY *NON-SIS* District: 07 County: PINELLAS Type of Work: TRANSIT IMPROVEMENT Extra Description: NORTH COUNTY FLEX SERVICES-EAST LAKE AND PASCO COUNTY								
LRTP: Objective 1.4 OPERATIONS / MANAGED BY PINELLAS COUNTY								
DPTO -STATE - PTO	579,800	400,000	234,121	234,121	234,121	245,529	0	1,927,692
Item 430319 1 Totals:	579,800	400,000	234,121	234,121	234,121	245,529	0	1,927,692
Project Total:	579,800	400,000	234,121	234,121	234,121	245,529	0	1,927,692
Fund	<2015	2015	2016	2017	2018	2019	>2019	All Years
Item Number: 4303201 Project Description: PSTA TRANSIT CORRIDOR PROGRAM CURLEW RD & HILLS. COUNTY *NON-SIS* District: 07 County: PINELLAS Type of Work: TRANSIT IMPROVEMENT Extra Description: NORTH COUNTY FLEX SERVICES CURLEW RD AND HILLSBOROUGH CTY								
LRTP: Objective 1.4 OPERATIONS / MANAGED BY PINELLAS COUNTY								
DPTO -STATE - PTO	633,000	333,000	211,000	211,000	211,000	222,408	0	1,821,408
Item 430320 1 Totals:	633,000	333,000	211,000	211,000	211,000	222,408	0	1,821,408
Project Total:	633,000	333,000	211,000	211,000	211,000	222,408	0	1,821,408

Fund	<2015	2015	2016	2017	2018	2019	>2019	All Years
Item Number: 4352121 Project Description: PSTA SERVICE DEVELOPMENT OPERATING ACTIVITIES *NON-SIS* District: 07 County: PINELLAS Type of Work: URBAN CORRIDOR IMPROVEMENTS Extra Description: SERVICE DEVELOPMENT FOR THE SAFETY HARBOR TROLLEY SERVICE								
LRTP: Objective 1.4								
OPERATIONS / MANAGED BY PINELLAS COUNTY								
DPTO -STATE - PTO	0	120,000	0	0	0	0	0	120,000
Item 435212 1 Totals:	0	120,000	0	0	0	0	0	120,000
Project Total:	0	120,000	0	0	0	0	0	120,000
Fund	<2015	2015	2016	2017	2018	2019	>2019	All Years
MISCELLANEOUS								
Item Number: 4245323 Project Description: CITY OF ST PETE PINELLAS TRL TRAFFIC CTL AT 58TH ST S & 49TH ST S *NON-SIS* District: 07 County: PINELLAS Type of Work: BIKE PATH/TRAIL								
LRTP: Objective 2.2								
PRELIMINARY ENGINEERING / RESPONSIBLE AGENCY NOT AVAILABLE								
-TOTAL OUTSIDE YEARS	30,537	0	0	0	0	0	0	30,537
CONSTRUCTION / RESPONSIBLE AGENCY NOT AVAILABLE								
-TOTAL OUTSIDE YEARS	157,093	0	0	0	0	0	0	157,093
Item 424532 3 Totals:	187,630	0	0	0	0	0	0	187,630
Project Total:	187,630	0	0	0	0	0	0	187,630

Fund	<2015	2015	2016	2017	2018	2019	>2019	All Years
Item Number: 4325801 Project Description: DRUID TRAIL PH IV FROM S BETTY LN TO PROGRESS ENERGY TRAIL *NON-SIS* District: 07 County: PINELLAS Type of Work: BIKE PATH/TRAIL Extra Description: CONSTRUCT AN 8'ASPHALT SHARED USE TRAIL LRTP: TBL 61, Fig. 26 Roadway ID: 15000055 Beginning Section: 2.243 Project Length: 2.807 Ending Section: 5.050 Lanes Existing/Improved/Added: 0/ 0/ 0 CONSTRUCTION / MANAGED BY CITY OF CLEARWATER								
TALU -TRANSPORTATION ALTS->200K	0	0	0	2,027,750	0	0	0	2,027,750
Item 432580 1 Totals:	0	0	0	2,027,750	0	0	0	2,027,750
Project Total:	0	0	0	2,027,750	0	0	0	2,027,750
Fund	<2015	2015	2016	2017	2018	2019	>2019	All Years
Item Number: 4348951 Project Description: SR 595 (SEMINOLE BL) FM E OF SR 595 R/W TO E OF SR 595 R/W *NON-SIS* District: 07 County: PINELLAS Type of Work: MISCELLANEOUS STRUCTURE Extra Description: BOX CULVERT REPAIR LRTP: Objective 1.11 PRELIMINARY ENGINEERING / MANAGED BY FDOT								
DIH -STATE IN-HOUSE PRODUCT SUPPORT	3,000	0	0	0	0	0	0	3,000
DS -STATE PRIMARY HIGHWAYS & PTO	24,623	0	0	0	0	0	0	24,623
CONSTRUCTION / MANAGED BY FDOT								
DDR -DISTRICT DEDICATED REVENUE	0	196,627	0	0	0	0	0	196,627
DIH -STATE IN-HOUSE PRODUCT SUPPORT	0	34,862	0	0	0	0	0	34,862
Item 434895 1 Totals:	27,623	231,489	0	0	0	0	0	259,112
Project Total:	27,623	231,489	0	0	0	0	0	259,112
District 07 Totals:	825,428,720	146,202,157	125,363,131	424,632,668	50,479,950	570,782,480	251,878,084	2,394,767,190
Grand Total	825,428,720	146,202,157	125,363,131	424,632,668	50,479,950	570,782,480	251,878,084	2,394,767,190

Section 4: Pinellas County Financial Plan

Effective Date: 04/07/2014

Florida Department of Transportation

Run: 04/25/2014 08.49.51

5 Year TIP**DISTRICT 7**

Fund	Funding Name	<2015	2015	2016	2017	2018	2019	>2019	All Years
	TOTAL OUTSIDE YEARS	\$273,497,377	\$0	\$0	\$0	\$0	\$0	\$200,342,985	\$473,840,362
ACBR	ADVANCE CONSTRUCTION (BRT)	\$0	\$0	\$0	\$0	\$0	\$157,892,878	\$0	\$157,892,878
ACCM	ADVANCE CONSTRUCTION (CM)	\$909,402	\$0	\$0	\$0	\$0	\$0	\$0	\$909,402
ACNP	ADVANCE CONSTRUCTION NHPP	\$583,126	\$0	\$2,857,606	\$135,138,000	\$0	\$0	\$0	\$138,578,732
ACSA	ADVANCE CONSTRUCTION (SA)	\$921,409	\$420,313	\$0	\$0	\$0	\$0	\$0	\$1,341,722
BNBR	AMENDMENT 4 BONDS (BRIDGES)	\$0	\$0	\$0	\$0	\$0	\$300,000,000	\$0	\$300,000,000
BNDS	BOND - STATE	\$2,403,589	\$0	\$0	\$0	\$0	\$0	\$0	\$2,403,589
BNIR	INTRASTATE R/W & BRIDGE BONDS	\$15,419	\$2,715,891	\$4,654,000	\$0	\$0	\$0	\$0	\$7,385,310
BRRP	STATE BRIDGE REPAIR & REHAB	\$319,703	\$3,691,469	\$2,569,970	\$0	\$0	\$0	\$0	\$6,581,142
CIGP	COUNTY INCENTIVE GRANT PROGRAM	\$126,000	\$1,575,000	\$2,150,000	\$3,150,000	\$0	\$0	\$0	\$7,001,000
CM	CONGESTION MITIGATION - AQ	\$1,841,561	\$0	\$0	\$983,998	\$0	\$1,173,560	\$0	\$3,999,119
D	UNRESTRICTED STATE PRIMARY	\$66,290,560	\$5,484,212	\$7,139,995	\$7,957,145	\$8,034,698	\$6,363,183	\$0	\$101,269,793
DDR	DISTRICT DEDICATED REVENUE	\$109,487,684	\$34,694,230	\$9,593,987	\$35,144,633	\$8,050,261	\$30,940,121	\$0	\$227,910,916
DEMW	ENVIRONMEN MITIGATION-WETLANDS	\$688,258	\$0	\$0	\$0	\$0	\$0	\$0	\$688,258
DI	ST. - S/W INTER/INTRASTATE HWY	\$0	\$0	\$7,283,000	\$109,100,000	\$0	\$0	\$0	\$116,383,000
DIH	STATE IN-HOUSE PRODUCT SUPPORT	\$2,655,579	\$1,642,893	\$732,370	\$383,867	\$500	\$321,975	\$0	\$5,737,184
DIS	STRATEGIC INTERMODAL SYSTEM	\$54,812	\$0	\$0	\$0	\$0	\$0	\$0	\$54,812
DITS	STATEWIDE ITS - STATE 100%.	\$0	\$75,251	\$0	\$0	\$0	\$2,608,913	\$0	\$2,684,164
DPTO	STATE - PTO	\$12,646,849	\$6,647,487	\$4,220,376	\$1,064,951	\$882,884	\$5,452,920	\$0	\$30,915,467
DS	STATE PRIMARY HIGHWAYS & PTO	\$39,552,743	\$7,147,621	\$6,542,441	\$3,152,947	\$0	\$2,105,834	\$0	\$58,501,586
DSB1	SKYWAY	\$2,452,559	\$9,317,877	\$332,000	\$4,480,963	\$345,000	\$882,000	\$1,099,000	\$18,909,399
DSB3	PINELLAS BAYWAY	\$488,688	\$77,782	\$77,782	\$77,782	\$77,782	\$77,782	\$388,910	\$1,266,508
DU	STATE PRIMARY/FEDERAL REIMB	\$4,086,771	\$286,502	\$286,502	\$286,502	\$296,525	\$275,228	\$0	\$5,518,030
EB	EQUITY BONUS	\$955,097	\$0	\$0	\$0	\$0	\$0	\$0	\$955,097
F330	SEC 330 STP EARMARKS 2003	\$9,935,000	\$0	\$0	\$0	\$0	\$0	\$0	\$9,935,000
FAA	FEDERAL AVIATION ADMIN	\$3,600,000	\$9,125,000	\$0	\$5,465,000	\$0	\$2,835,000	\$0	\$21,025,000
FTA	FEDERAL TRANSIT ADMINISTRATION	\$71,967,619	\$12,964,727	\$13,564,727	\$14,009,171	\$14,609,171	\$14,609,171	\$0	\$141,724,586
FTAT	FHWA TRANSFER TO FTA (NON-BUD)	\$2,300,000	\$0	\$0	\$0	\$0	\$0	\$0	\$2,300,000
GMR	GROWTH MANAGEMENT FOR SIS	\$1,379,585	\$0	\$0	\$0	\$0	\$0	\$0	\$1,379,585
HSP	SAFETY (HIWAY SAFETY PROGRAM)	\$0	\$2,193,952	\$633,986	\$0	\$0	\$0	\$0	\$2,827,938
LF	LOCAL FUNDS	\$50,147,480	\$9,123,046	\$7,101,641	\$27,769,187	\$4,743,095	\$10,811,415	\$0	\$109,695,864

Effective Date: 04/07/2014

Florida Department of Transportation

Run: 04/25/2014 08.49.51

5 Year TIP**DISTRICT 7**

Fund	Funding Name	<2015	2015	2016	2017	2018	2019	>2019	All Years
LFD	"LF" FOR STTF UTILITY WORK	\$0	\$0	\$0	\$31,040,000	\$0	\$0	\$0	\$31,040,000
LFP	LOCAL FUNDS FOR PARTICIPATING	\$5,648,500	\$4,879,600	\$2,300,000	\$4,650,000	\$0	\$0	\$0	\$17,478,100
MG	MINIMUM GUARANTEE	\$5,788,500	\$0	\$0	\$0	\$0	\$0	\$0	\$5,788,500
NHRE	NAT HWY PERFORM - RESURFACING	\$0	\$0	\$3,422,299	\$1,861,520	\$0	\$0	\$0	\$5,283,819
PKYI	TURNPIKE IMPROVEMENT	\$143	\$0	\$0	\$0	\$0	\$0	\$0	\$143
PL	METRO PLAN (85% FA; 15% OTHER)	\$12,095,395	\$866,473	\$866,473	\$866,473	\$866,473	\$866,473	\$0	\$16,427,760
PLAC	METRO PLAN (AC/REGULAR)	\$814,758	\$0	\$0	\$0	\$0	\$0	\$0	\$814,758
RHP	RAIL HIGHWAY X-INGS - PROT DEV	\$0	\$64,081	\$0	\$0	\$0	\$0	\$0	\$64,081
S112	STP EARMARKS - 2006	\$350,001	\$0	\$0	\$0	\$0	\$0	\$0	\$350,001
S115	STP EARMARKS - 2004	\$5,700,225	\$699,540	\$600,235	\$0	\$0	\$0	\$0	\$7,000,000
S117	STP EARMARKS - 2005	\$2,300,000	\$0	\$0	\$0	\$0	\$0	\$0	\$2,300,000
S129	STP EARMARKS - 2008	\$1,715,000	\$0	\$0	\$0	\$0	\$0	\$0	\$1,715,000
SA	STP, ANY AREA	\$9,306,118	\$11,113,415	\$15,685,264	\$1,539,065	\$0	\$0	\$0	\$37,643,862
SE	STP, ENHANCEMENT	\$506,968	\$0	\$0	\$0	\$0	\$0	\$0	\$506,968
SU	STP, URBAN AREAS > 200K	\$23,010,285	\$5,219,251	\$18,273,760	\$21,804,457	\$1,183,000	\$22,924,284	\$131,979	\$92,547,016
TALT	TRANSPORTATION ALTS- ANY AREA	\$268,900	\$453,096	\$1,065,946	\$0	\$0	\$0	\$0	\$1,787,942
TALU	TRANSPORTATION ALTS- >200K	\$1,073,207	\$2,545,341	\$3,111,220	\$2,855,450	\$828,300	\$0	\$0	\$10,413,518
TM01	SUNSHINE SKYWAY	\$1,724,897	\$261,650	\$265,405	\$272,810	\$272,593	\$260,858	\$0	\$3,058,213
TM03	PINELLAS BAYWAY	\$1,762,528	\$447,648	\$452,195	\$457,431	\$457,348	\$449,235	\$252,825	\$4,279,210
TO01	SUNSHINE SKYWAY	\$59,873,456	\$5,938,520	\$6,099,569	\$6,210,351	\$6,314,854	\$6,369,364	\$31,852,385	\$122,658,499
TO03	PINELLAS BAYWAY	\$28,660,469	\$3,225,689	\$3,330,382	\$3,410,965	\$3,517,466	\$3,562,286	\$17,810,000	\$63,517,257
TRIP	TRANS REGIONAL INCENTIVE PROGM	\$5,522,500	\$3,304,600	\$150,000	\$1,500,000	\$0	\$0	\$0	\$10,477,100
GRAND TOTAL		\$825,428,720	\$146,202,157	\$125,363,131	\$424,632,668	\$50,479,950	\$570,782,480	\$251,878,084	\$2,394,767,190

Section 5: Federally Obligated Funded Projects

INTRODUCTION

This section of the Transportation Improvement Program (TIP) contains the Pinellas Suncoast Transit Authority's (PSTA) and the Florida Department of Transportation's (FDOT) annual federal obligations reports. This report lists the federal funds that have been obligated in the most recently completed federal fiscal year for transportation-related projects. The federal fiscal year begins on October 1st and ends on September 30th of the next calendar year.



Federally funded interchange project under construction at US 19 (SR 55)

Section 134 of Title 23, United States Code, requires that an annual listing of projects for which federal funds have been obligated in the preceding year shall be published or otherwise made available by metropolitan planning organizations (MPOs) for public review. PSTA's most recent federally obligated transit projects for Pinellas County are listed in the table on Page 5-2. A table with both state and federal funding sources for PSTA is included on Page 7-6.

FDOT's most recent federally obligated funds report for Pinellas County begins on Page 5-3. Only major categories of federal funds are included in the FDOT report. Federal obligations are identified by FDOT work program fund codes that are reflected in federal legislation (refer to Appendix). The report is also available online at the link below. The online report may reflect changes that occurred after the publication of this TIP.

http://www.dot.state.fl.us/programdevelopmentoffice/federal/FA_MPO_OBLIGDET/PINELLAS_MPO.PDF.

**FEDERALLY OBLIGATED TRANSIT PROJECTS
FISCAL YEARS 2014/15 THROUGH 2018/19**

PINELLAS SUNCOAST TRANSIT AUTHORITY

FUNDS ARE SHOWN IN THOUSANDS

FDOT NO.	PROJECT DESCRIPTION	FY 2013/14	FY 2014/15	FY 2015/16	FY 2016/17	FY 2017/18	FY 2018/19
402520-1-94-	PSTA FY 2013 Section 5307 - Capital; FL 90-X811 Preventive Maintenance for bus parts, fuel provision, tire lease, 3 rd party contracts, computer software & hardware, employee training/education, misc. support equipment, replacement support vehicles, replacement revenue vehicles, rehab/renovation of facilities, passenger walkways/amenities, short range planning, contingency, and project administration.	Capital Equipment FTA (100%) *\$12,059					
434304-1-94-	PSTA FY 2013 Section 5339 Bus & Bus Facilities: FL 34-0003 Purchase two (2) 40' replacement hybrid-electric vehicles.	Capital FTA (100%) *\$0	Capital FTA (100%) \$1,384				
402520-1-94-	PSTA FY 2014 Section 5307 - Capital; FL 90-X841 - preventive maintenance, tire lease, passenger landing pads, short range planning, long range planning, replacement revenue vehicles and support vehicles, computer hardware & software, purchase/lease misc. support equipment, 3rd party contract, purchase/install passenger amenities such as shelters, landing pads, benches, trash cans, etc., employee education/training, rehab/ renovation of facilities and misc. support equipment, contingency, and project administration.		Capital Equipment FTA (100%) \$12,567				
434304-1-94-	PSTA FY 2014 Section 5339 Bus & Bus Facilities: FL 34-???? Purchase two (2) 40' replacement hybrid-electric vehicles.		Capital FTA (100%) \$1,439				

* This is the amount of federal and state funds that have been obligated for this project in the most recently completed federal fiscal year between October 1, 2013 and September 30, 2014

FLORIDA DEPARTMENT OF TRANSPORTATION
OFFICE OF WORK PROGRAM
ANNUAL OBLIGATIONS REPORT
=====

HIGHWAYS
=====

ITEM NUMBER:256881 1
DISTRICT:07
ROADWAY ID:15150000

PROJECT DESCRIPTION:US 19 (SR 55) FROM N OF WHITNEY RD TO N OF SR 60
COUNTY:PINELLAS
PROJECT LENGTH: 2.643MI

SIS
TYPE OF WORK:INTERCHANGE (NEW)
LANES EXIST/IMPROVED/ADDED: 6/ 6/ 0

FUND
CODE

2013

FEDERAL PROJECT NUMBER: ARRA 280 B

PHASE: GRANTS AND MISCELLANEOUS / RESPONSIBLE AGENCY: MANAGED BY FDOT
SU

0
0

TOTAL ARRA 280 B

FEDERAL PROJECT NUMBER: FL63 010 R

PHASE: GRANTS AND MISCELLANEOUS / RESPONSIBLE AGENCY: MANAGED BY FDOT
SU

369,636
369,636

TOTAL FL63 010 R

FEDERAL PROJECT NUMBER: SFT1 158 R

PHASE: CONSTRUCTION / RESPONSIBLE AGENCY: MANAGED BY FDOT
EBNH

226,000
226,000
595,636

TOTAL SFT1 158 R
TOTAL 256881 1

ITEM NUMBER:256890 1
DISTRICT:07
ROADWAY ID:15150000

PROJECT DESCRIPTION:US 19 (SR 55) FM N OF CR576/SUNSET PNT TO S OF COUNTRYSIDE BLVD
COUNTY:PINELLAS
PROJECT LENGTH: 1.055MI

SIS
TYPE OF WORK:ADD LANES & RECONSTRUCT
LANES EXIST/IMPROVED/ADDED: 6/ 6/ 2

FUND
CODE

2013

FEDERAL PROJECT NUMBER: 1851 138 P

PHASE: CONSTRUCTION / RESPONSIBLE AGENCY: MANAGED BY FDOT
ACNP

31,667
-106
31,561
31,561

TOTAL 1851 138 P
TOTAL 256890 1

ITEM NUMBER:256997 1
DISTRICT:07
ROADWAY ID:15030000

PROJECT DESCRIPTION:SR 686 (ROOSEVELT) FROM 49TH ST BRIDGE TO N OF SR 688(ULMERTON)
COUNTY:PINELLAS
PROJECT LENGTH: 1.232MI

NON-SIS
TYPE OF WORK:NEW ROAD CONSTRUCTION
LANES EXIST/IMPROVED/ADDED: 5/ 5/ 8

FUND
CODE

2013

FEDERAL PROJECT NUMBER: 1505 004 U

PHASE: RIGHT OF WAY / RESPONSIBLE AGENCY: MANAGED BY FDOT

ACCM
ACSA
CM
SA
SU

0
0
0
0
208,000
208,000
208,000

TOTAL 1505 004 U
TOTAL 256997 1

FLORIDA DEPARTMENT OF TRANSPORTATION
OFFICE OF WORK PROGRAM
ANNUAL OBLIGATIONS REPORT
=====

HIGHWAYS
=====

ITEM NUMBER:257050 2
DISTRICT:07
ROADWAY ID:15120000

PROJECT DESCRIPTION:SR 688 (ULMERTON RD) FROM CR694/OAKHURST RD TO 119TH AVENUE
COUNTY:PINELLAS
PROJECT LENGTH: 2.340MI

NON-SIS
TYPE OF WORK:TRAFFIC CONTROL DEVICES/SYSTEM
LANES EXIST/IMPROVED/ADDED: 6/ 6/ 0

FUND
CODE

2013

FEDERAL PROJECT NUMBER: 1394 027 U

PHASE: CONSTRUCTION / RESPONSIBLE AGENCY: MANAGED BY FDOT
SU

0
0
0

TOTAL 1394 027 U
TOTAL 257050 2

ITEM NUMBER:257147 1
DISTRICT:07
ROADWAY ID:15120000

PROJECT DESCRIPTION:SR 688 (ULMERTON RD) FROM W OF 38TH ST NORTH TO W OF INTERSTATE 275
COUNTY:PINELLAS
PROJECT LENGTH: 2.075MI

NON-SIS
TYPE OF WORK:ADD LANES & RECONSTRUCT
LANES EXIST/IMPROVED/ADDED: 6/ 6/ 4

FUND
CODE

2013

FEDERAL PROJECT NUMBER: SFT2 280 R

PHASE: CONSTRUCTION / RESPONSIBLE AGENCY: MANAGED BY FDOT

ACSA
ACSU
SA

-12,701,994
12,701,994
1,404,403
1,404,403
1,404,403

TOTAL SFT2 280 R
TOTAL 257147 1

ITEM NUMBER:406474 1
DISTRICT:07
ROADWAY ID:15100000

PROJECT DESCRIPTION:SR 699 (GULF BLVD) AT JOHN'S PASS BRIDGE BR # 150253 & 254
COUNTY:PINELLAS
PROJECT LENGTH: .310MI

NON-SIS
TYPE OF WORK:BRIDGE REPLACEMENT
LANES EXIST/IMPROVED/ADDED: 4/ 4/ 0

FUND
CODE

2013

FEDERAL PROJECT NUMBER: 1255 021 U

PHASE: CONSTRUCTION / RESPONSIBLE AGENCY: MANAGED BY FDOT

ACBR
BRT
SA

2,684
0
-89
2,595
2,595

TOTAL 1255 021 U
TOTAL 406474 1

ITEM NUMBER:409154 1
DISTRICT:07
ROADWAY ID:15120000

PROJECT DESCRIPTION:SR 688 (ULMERTON RD) FROM E OF WILD ACRES RD TO ELCENTRO/RANCHERO
COUNTY:PINELLAS
PROJECT LENGTH: .883MI

NON-SIS
TYPE OF WORK:ADD LANES & REHABILITATE PVMNT
LANES EXIST/IMPROVED/ADDED: 5/ 5/ 2

FUND
CODE

2013

FEDERAL PROJECT NUMBER: 1394 026 U

PHASE: CONSTRUCTION / RESPONSIBLE AGENCY: MANAGED BY FDOT

SU

55,890
55,890
55,890

TOTAL 1394 026 U
TOTAL 409154 1

FLORIDA DEPARTMENT OF TRANSPORTATION
OFFICE OF WORK PROGRAM
ANNUAL OBLIGATIONS REPORT
=====

HIGHWAYS
=====

ITEM NUMBER:409155 1
DISTRICT:07
ROADWAY ID:15120000

PROJECT DESCRIPTION:SR 688 (ULMERTON RD) FR LK SEMINOLE BYPASS CNL TO WILD ACRES RD
COUNTY:PINELLAS
PROJECT LENGTH: 1.406MI

NON-SIS
TYPE OF WORK:ADD LANES & REHABILITATE PVMNT
LANES EXIST/IMPROVED/ADDED: 5/ 5/ 2

FUND
CODE

2013

FEDERAL PROJECT NUMBER: SFT1 276 R

PHASE: CONSTRUCTION / RESPONSIBLE AGENCY: MANAGED BY FDOT

HPP
SU

218,778

109,953

TOTAL SFT1 276 R

328,731

TOTAL 409155 1

328,731

ITEM NUMBER:411457 3
DISTRICT:07
ROADWAY ID:15061000

PROJECT DESCRIPTION:SR693/694/PARK/66TH FROM 46TH ST/82ND AVE TO 49TH ST N/86TH AVE
COUNTY:PINELLAS
PROJECT LENGTH: 2.750MI

NON-SIS
TYPE OF WORK:DRAINAGE IMPROVEMENTS
LANES EXIST/IMPROVED/ADDED: 6/ 6/ 0

FUND
CODE

2013

FEDERAL PROJECT NUMBER: U112 336 R

PHASE: PRELIMINARY ENGINEERING / RESPONSIBLE AGENCY: MANAGED BY CITY OF PINELLAS PARK

SU
S112

103,410

350,000

PHASE: PRELIMINARY ENGINEERING / RESPONSIBLE AGENCY: RESPONSIBLE AGENCY NOT AVAILABLE

S112

1

TOTAL U112 336 R

453,411

TOTAL 411457 3

453,411

ITEM NUMBER:413622 2
DISTRICT:07
ROADWAY ID:15000401

PROJECT DESCRIPTION:CR 296(FUTURE SR690) FROM US 19 (SR 55) TO E OF ROOSEVELT/CR 296
COUNTY:PINELLAS
PROJECT LENGTH: 3.688MI

SIS
TYPE OF WORK:NEW BRIDGE CONSTRUCTION
LANES EXIST/IMPROVED/ADDED: 3/ 3/ 0

FUND
CODE

2013

FEDERAL PROJECT NUMBER: 9045 126 C

PHASE: RIGHT OF WAY / RESPONSIBLE AGENCY: MANAGED BY FDOT

SA
SU
S129

3,232,881

4,688,268

1,715,000

TOTAL 9045 126 C

9,636,149

TOTAL 413622 2

9,636,149

ITEM NUMBER:415743 1
DISTRICT:07
ROADWAY ID:15180500

PROJECT DESCRIPTION:TREASURE ISLAND CSWY FM W END OF TREASURE LANE TO PINELLAS TRAIL
COUNTY:PINELLAS
PROJECT LENGTH: 1.792MI

NON-SIS
TYPE OF WORK:BIKE PATH/TRAIL
LANES EXIST/IMPROVED/ADDED: 4/ 4/ 0

FUND
CODE

2013

FEDERAL PROJECT NUMBER: 9045 139 C

PHASE: PRELIMINARY ENGINEERING / RESPONSIBLE AGENCY: MANAGED BY CITY OF ST PETERSBURG

TALU

152,915

PHASE: PRELIMINARY ENGINEERING / RESPONSIBLE AGENCY: RESPONSIBLE AGENCY NOT AVAILABLE

TALU

1,000

TOTAL 9045 139 C

153,915

TOTAL 415743 1

153,915

FLORIDA DEPARTMENT OF TRANSPORTATION
OFFICE OF WORK PROGRAM
ANNUAL OBLIGATIONS REPORT
=====

HIGHWAYS
=====

ITEM NUMBER:420628 1 PROJECT DESCRIPTION:PINELLAS COUNTY ADV TRAFFIC MANAGEMENT SYSTEM ITS PRIMARY CONTROL CTR *NON-SIS*
DISTRICT:07 COUNTY:PINELLAS TYPE OF WORK:ITS COMMUNICATION SYSTEM
ROADWAY ID: PROJECT LENGTH: .000 LANES EXIST/IMPROVED/ADDED: 0/ 0/ 0

FUND
CODE

2013

FEDERAL PROJECT NUMBER: SFT2 282 R

PHASE: CONSTRUCTION / RESPONSIBLE AGENCY: RESPONSIBLE AGENCY NOT AVAILABLE

HPP

1,000

TOTAL SFT2 282 R

1,000

TOTAL 420628 1

1,000

ITEM NUMBER:424385 1 PROJECT DESCRIPTION:BECKETT BASCULE BRIDGE ALTERNATIVE ANALYSIS *NON-SIS*
DISTRICT:07 COUNTY:PINELLAS TYPE OF WORK:FEASIBILITY STUDY
ROADWAY ID:15000000 PROJECT LENGTH: .001MI LANES EXIST/IMPROVED/ADDED: 0/ 0/ 0

FUND
CODE

2013

FEDERAL PROJECT NUMBER: S129 343 R

PHASE: PRELIMINARY ENGINEERING / RESPONSIBLE AGENCY: RESPONSIBLE AGENCY NOT AVAILABLE

SA

1,000

TOTAL S129 343 R

1,000

TOTAL 424385 1

1,000

ITEM NUMBER:424532 5 PROJECT DESCRIPTION:SR 682 (BAYWAY) GULF INTERCSTL DRAW BR PINELLAS BYWY TOLL PLAZA *NON-SIS*
DISTRICT:07 COUNTY:PINELLAS TYPE OF WORK:BIKE PATH/TRAIL
ROADWAY ID:15200001 PROJECT LENGTH: 1.915MI LANES EXIST/IMPROVED/ADDED: 4/ 4/ 0

FUND
CODE

2013

FEDERAL PROJECT NUMBER: 1258 004 U

PHASE: PRELIMINARY ENGINEERING / RESPONSIBLE AGENCY: RESPONSIBLE AGENCY NOT AVAILABLE

SE

1,207

TOTAL 1258 004 U

1,207

TOTAL 424532 5

1,207

ITEM NUMBER:424532 9 PROJECT DESCRIPTION:CITY OF LARGO SIDEWALKS ON ADRIAN AND GLADYS *NON-SIS*
DISTRICT:07 COUNTY:PINELLAS TYPE OF WORK:SIDEWALK
ROADWAY ID:15900002 PROJECT LENGTH: .881MI LANES EXIST/IMPROVED/ADDED: 0/ 0/ 0

FUND
CODE

2013

FEDERAL PROJECT NUMBER: 7777 212 A

PHASE: PRELIMINARY ENGINEERING / RESPONSIBLE AGENCY: MANAGED BY FDOT

SE

170,738

TALU

285,292

TOTAL 7777 212 A

456,030

TOTAL 424532 9

456,030

ITEM NUMBER:424561 3

DISTRICT:07

ROADWAY ID:15040000

PROJECT DESCRIPTION:SR 60 (CCAMPBLL CWY) FROM BAYSHORE BLVD TO E OF TAMPA BAY BRIDGE

COUNTY:PINELLAS

PROJECT LENGTH: 1.769MI

NON-SIS

TYPE OF WORK:BIKE PATH/TRAIL

LANES EXIST/IMPROVED/ADDED: 2/ 0/ 0

FUND CODE	2013
--------------	------

FEDERAL PROJECT NUMBER: 1456 011 U

PHASE: PRELIMINARY ENGINEERING / RESPONSIBLE AGENCY: MANAGED BY FDOT

TALT

TOTAL 1456 011 U

18,434

18,434

FEDERAL PROJECT NUMBER: 1456 013 U

PHASE: CONSTRUCTION / RESPONSIBLE AGENCY: MANAGED BY FDOT

ACTA

ACTU

TALT

TALU

TOTAL 1456 013 U

TOTAL 424561 3

0

0

0

0

0

18,434

ITEM NUMBER:424561 4

DISTRICT:07

ROADWAY ID:15040000

PROJECT DESCRIPTION:SR 60 (CCAMPBLL CWY) FROM E OF BRIDGE #138 TO PINELLAS/HILLS CO/L

COUNTY:PINELLAS

PROJECT LENGTH: 1.739MI

NON-SIS

TYPE OF WORK:BIKE PATH/TRAIL

LANES EXIST/IMPROVED/ADDED: 4/ 0/ 0

FUND CODE	2013
--------------	------

FEDERAL PROJECT NUMBER: 1456 014 U

PHASE: CONSTRUCTION / RESPONSIBLE AGENCY: MANAGED BY FDOT

ACTU

TALT

TALU

TOTAL 1456 014 U

TOTAL 424561 4

0

0

0

0

0

ITEM NUMBER:424564 2

DISTRICT:07

ROADWAY ID:15000000

PROJECT DESCRIPTION:HERCULES/GREENBRIAR FM SUNSET POINT RD TO BELCHER RD

COUNTY:PINELLAS

PROJECT LENGTH: 1.200MI

NON-SIS

TYPE OF WORK:SIDEWALK

LANES EXIST/IMPROVED/ADDED: 0/ 0/ 0

FUND CODE	2013
--------------	------

FEDERAL PROJECT NUMBER: 9045 138 C

PHASE: PRELIMINARY ENGINEERING / RESPONSIBLE AGENCY: MANAGED BY PINELLAS COUNTY

TALU

PHASE: PRELIMINARY ENGINEERING / RESPONSIBLE AGENCY: RESPONSIBLE AGENCY NOT AVAILABLE

TALT

TOTAL 9045 138 C

TOTAL 424564 2

150,000

1,000

151,000

151,000

ITEM NUMBER:424564 3

DISTRICT:07

ROADWAY ID:15070500

PROJECT DESCRIPTION:CR 1 (KEENE RD) FROM SR 580/MAIN ST TO SR 586/CURLEW RD

COUNTY:PINELLAS

PROJECT LENGTH: 1.931MI

NON-SIS

TYPE OF WORK:SIDEWALK

LANES EXIST/IMPROVED/ADDED: 4/ 4/ 0

FUND CODE	2013
--------------	------

FEDERAL PROJECT NUMBER: 7777 213 A

PHASE: PRELIMINARY ENGINEERING / RESPONSIBLE AGENCY: MANAGED BY PINELLAS COUNTY

TALU

484,000

FLORIDA DEPARTMENT OF TRANSPORTATION
OFFICE OF WORK PROGRAM
ANNUAL OBLIGATIONS REPORT
=====

DATE RUN: 10/01/2013
TIME RUN: 09.04.28
MBROBLTP

HIGHWAYS
=====

PHASE: PRELIMINARY ENGINEERING / RESPONSIBLE AGENCY: RESPONSIBLE AGENCY NOT AVAILABLE
TALT 1,000
TOTAL 7777 213 A 485,000
TOTAL 424564 3 485,000

ITEM NUMBER:427162 1 PROJECT DESCRIPTION:US 92/SR687/4TH ST N FROM 5TH AVE N TO N OF KOGER BLVD
DISTRICT:07 COUNTY:PINELLAS
ROADWAY ID:15090000 PROJECT LENGTH: 5.775MI

NON-SIS
TYPE OF WORK:RESURFACING
LANES EXIST/IMPROVED/ADDED: 6/ 6/ 0

FUND
CODE 2013

FEDERAL PROJECT NUMBER: 1501 032 P

PHASE: CONSTRUCTION / RESPONSIBLE AGENCY: MANAGED BY FDOT
ACSA 91,498
SA 6,826,076
SU 464,829
TOTAL 1501 032 P 7,382,403
TOTAL 427162 1 7,382,403

ITEM NUMBER:428935 1 PROJECT DESCRIPTION:SR 580 FM W OF N BAY HILLS BLVD TO WEST OF ST CLAIR AVE
DISTRICT:07 COUNTY:PINELLAS
ROADWAY ID:15070000 PROJECT LENGTH: 1.250MI

NON-SIS
TYPE OF WORK:RESURFACING
LANES EXIST/IMPROVED/ADDED: 4/ 4/ 0

FUND
CODE 2013

FEDERAL PROJECT NUMBER: 2121 083 P

PHASE: CONSTRUCTION / RESPONSIBLE AGENCY: MANAGED BY FDOT
SA 0
TOTAL 2121 083 P 0
TOTAL 428935 1 0

ITEM NUMBER:428962 1 PROJECT DESCRIPTION:SR 60 (CCAMPBLL CWY) FROM W OF DAMASCUS RD TO PINELLAS/HILLS CO/L
DISTRICT:07 COUNTY:PINELLAS
ROADWAY ID:15040000 PROJECT LENGTH: 3.067MI

NON-SIS
TYPE OF WORK:RESURFACING
LANES EXIST/IMPROVED/ADDED: 4/ 4/ 0

FUND
CODE 2013

FEDERAL PROJECT NUMBER: 1456 015 U

PHASE: CONSTRUCTION / RESPONSIBLE AGENCY: MANAGED BY FDOT
HSP 0
SA 0
TOTAL 1456 015 U 0
TOTAL 428962 1 0

ITEM NUMBER:429005 1 PROJECT DESCRIPTION:US 19 (SR 55) FROM S OF COUNTRYSIDE BLD TO S OF E LIVE OAK ST
DISTRICT:07 COUNTY:PINELLAS
ROADWAY ID:15150000 PROJECT LENGTH: 9.848MI

SIS
TYPE OF WORK:RESURFACING
LANES EXIST/IMPROVED/ADDED: 8/ 8/ 0

FUND
CODE 2013

FEDERAL PROJECT NUMBER: 1851 143 P

PHASE: GRANTS AND MISCELLANEOUS / RESPONSIBLE AGENCY: MANAGED BY FDOT
SU 0
TOTAL 1851 143 P 0

FLORIDA DEPARTMENT OF TRANSPORTATION
OFFICE OF WORK PROGRAM
ANNUAL OBLIGATIONS REPORT
=====

HIGHWAYS
=====

FEDERAL PROJECT NUMBER: 1851 146 P

PHASE: CONSTRUCTION / RESPONSIBLE AGENCY: MANAGED BY FDOT	
ACSA	16,456
EB	630,557
SA	16,291,591
SU	287,223
TOTAL 1851 146 P	17,225,827
TOTAL 429005 1	17,225,827

ITEM NUMBER:429007 1	PROJECT DESCRIPTION:SR60/SR651(COURT ST) FROM E OF MISSOURI AVE TO W OF SR60/GULF TO BAY	*NON-SIS*
DISTRICT:07	COUNTY:PINELLAS	
ROADWAY ID:15007000	PROJECT LENGTH: .733MI	TYPE OF WORK:RESURFACING
		LANES EXIST/IMPROVED/ADDED: 4/ 4/ 0

FUND CODE	2013
-----------	------

FEDERAL PROJECT NUMBER: 1452 003 U

PHASE: CONSTRUCTION / RESPONSIBLE AGENCY: MANAGED BY FDOT	
SA	0
TOTAL 1452 003 U	0
TOTAL 429007 1	0

ITEM NUMBER:429465 1	PROJECT DESCRIPTION:DUNEDIN MIDDLE SCH UNION ST FROM BETTY LANE TO PATRICA ST	*NON-SIS*
DISTRICT:07	COUNTY:PINELLAS	
ROADWAY ID:15000000	PROJECT LENGTH: .001MI	TYPE OF WORK:BIKE LANE/SIDEWALK
		LANES EXIST/IMPROVED/ADDED: 0/ 0/ 0

FUND CODE	2013
-----------	------

FEDERAL PROJECT NUMBER: SRTS 201 A

PHASE: PRELIMINARY ENGINEERING / RESPONSIBLE AGENCY: RESPONSIBLE AGENCY NOT AVAILABLE	
SR2S	2,300
TOTAL SRTS 201 A	2,300

FEDERAL PROJECT NUMBER: SRTS 313 A

PHASE: CONSTRUCTION / RESPONSIBLE AGENCY: MANAGED BY PINELLAS COUNTY	
TALT	250,000
PHASE: CONSTRUCTION / RESPONSIBLE AGENCY: RESPONSIBLE AGENCY NOT AVAILABLE	
TALT	1,000
TOTAL SRTS 313 A	251,000
TOTAL 429465 1	253,300

ITEM NUMBER:430246 1	PROJECT DESCRIPTION:SANDY LANE ELEM/SCH SUNSET PT FM DOUGLAS AVE TO KINGS HWY	*NON-SIS*
DISTRICT:07	COUNTY:PINELLAS	
ROADWAY ID:15501500	PROJECT LENGTH: .485MI	TYPE OF WORK:SIDEWALK
		LANES EXIST/IMPROVED/ADDED: 2/ 2/ 0

FUND CODE	2013
-----------	------

FEDERAL PROJECT NUMBER: SRTS 314 A

PHASE: CONSTRUCTION / RESPONSIBLE AGENCY: MANAGED BY PINELLAS COUNTY	
TALT	100,000
PHASE: CONSTRUCTION / RESPONSIBLE AGENCY: RESPONSIBLE AGENCY NOT AVAILABLE	
TALT	1,000
TOTAL SRTS 314 A	101,000
TOTAL 430246 1	101,000

FLORIDA DEPARTMENT OF TRANSPORTATION
OFFICE OF WORK PROGRAM
ANNUAL OBLIGATIONS REPORT
=====

HIGHWAYS
=====

ITEM NUMBER:430405 2
DISTRICT:07
ROADWAY ID:15000064

PROJECT DESCRIPTION:NURSERY ROAD FROM E OAKADIA DRIVE TO BELCHER RD
COUNTY:PINELLAS
PROJECT LENGTH: .290MI

NON-SIS
TYPE OF WORK:SIDEWALK
LANES EXIST/IMPROVED/ADDED: 2/ 2/ 0

FUND
CODE

2013

FEDERAL PROJECT NUMBER: SRTS 270 A

PHASE: CONSTRUCTION / RESPONSIBLE AGENCY: MANAGED BY PINELLAS COUNTY
TALT 580,000

PHASE: CONSTRUCTION / RESPONSIBLE AGENCY: RESPONSIBLE AGENCY NOT AVAILABLE
SE 2,000
TALT 1,000
TOTAL SRTS 270 A 583,000
TOTAL 430405 2 583,000

ITEM NUMBER:432519 1
DISTRICT:07
ROADWAY ID:15190000

PROJECT DESCRIPTION:I-275 (SR 93) FROM 54TH AVE SOUTH TO S OF 26TH AVE S
COUNTY:PINELLAS
PROJECT LENGTH: 1.787MI

SIS
TYPE OF WORK:RIGID PAVEMENT REHABILITATION
LANES EXIST/IMPROVED/ADDED: 6/ 6/ 0

FUND
CODE

2013

FEDERAL PROJECT NUMBER: 2757 406 I

PHASE: PRELIMINARY ENGINEERING / RESPONSIBLE AGENCY: MANAGED BY FDOT
ACNP 0
TOTAL 2757 406 I 0
TOTAL 432519 1 0

ITEM NUMBER:432526 1
DISTRICT:07
ROADWAY ID:15040000

PROJECT DESCRIPTION:SR 60 (M.P. 6.600 APPRX) EASTBOUND
COUNTY:PINELLAS
PROJECT LENGTH: .010MI

NON-SIS
TYPE OF WORK:EMERGENCY OPERATIONS
LANES EXIST/IMPROVED/ADDED: 4/ 4/ 0

FUND
CODE

2013

FEDERAL PROJECT NUMBER: E121 022 E

PHASE: GRANTS AND MISCELLANEOUS / RESPONSIBLE AGENCY: MANAGED BY FDOT
ACER 0
ER12 314,540
TOTAL E121 022 E 314,540
TOTAL 432526 1 314,540

ITEM NUMBER:432526 2
DISTRICT:07
ROADWAY ID:15190000

PROJECT DESCRIPTION:I-275 (M.P. 15.320 APPRX) NORTHBOUND
COUNTY:PINELLAS
PROJECT LENGTH: 19.155MI

SIS
TYPE OF WORK:EMERGENCY OPERATIONS
LANES EXIST/IMPROVED/ADDED: 7/ 7/ 0

FUND
CODE

2013

FEDERAL PROJECT NUMBER: E121 001 E

PHASE: GRANTS AND MISCELLANEOUS / RESPONSIBLE AGENCY: MANAGED BY FDOT
ACER 0
ER12 197,500
TOTAL E121 001 E 197,500
TOTAL 432526 2 197,500

FLORIDA DEPARTMENT OF TRANSPORTATION
OFFICE OF WORK PROGRAM
ANNUAL OBLIGATIONS REPORT
=====

DATE RUN: 10/01/2013
TIME RUN: 09.04.28
MBROBLTP

HIGHWAYS
=====

ITEM NUMBER:432719 1 PROJECT DESCRIPTION:I-275(SR 93) @ SR694 /GANDY NB RAMP #1520046 (SR 93 MP 10.429 -10.552) *SIS*
DISTRICT:07 COUNTY:PINELLAS TYPE OF WORK:EMERGENCY OPERATIONS
ROADWAY ID:15190000 PROJECT LENGTH: .123MI LANES EXIST/IMPROVED/ADDED: 6/ 6/ 0

FUND
CODE

2013

FEDERAL PROJECT NUMBER: E121 002 E

PHASE: PRELIMINARY ENGINEERING / RESPONSIBLE AGENCY: MANAGED BY FDOT
ACER
ER12

-76,578
80,881

PHASE: CONSTRUCTION / RESPONSIBLE AGENCY: MANAGED BY FDOT
ACER
ER12

0
527,791

TOTAL E121 002 E
TOTAL 432719 1
TOTAL DIST: 07
TOTAL HIGHWAYS

532,094
532,094
40,573,626
40,573,626

ITEM NUMBER:259397 1

DISTRICT:07

ROADWAY ID:

PROJECT DESCRIPTION:PINELLAS COUNTY UPWP

COUNTY:PINELLAS

PROJECT LENGTH: .000

NON-SIS

TYPE OF WORK:TRANSPORTATION PLANNING

LANES EXIST/IMPROVED/ADDED: 0/ 0/ 0

FUND	
CODE	2013
<hr/>	
FEDERAL PROJECT NUMBER: 0057 048 M	
PHASE: PRELIMINARY ENGINEERING / RESPONSIBLE AGENCY: RESPONSIBLE AGENCY NOT AVAILABLE	
PL	-152,063
TOTAL 0057 048 M	-152,063

FEDERAL PROJECT NUMBER: 0057 049 M	
PHASE: PRELIMINARY ENGINEERING / RESPONSIBLE AGENCY: RESPONSIBLE AGENCY NOT AVAILABLE	
PL	1,055,143
TOTAL 0057 049 M	1,055,143
TOTAL 259397 1	903,080

ITEM NUMBER:432439 1

DISTRICT:07

ROADWAY ID:

PROJECT DESCRIPTION:REGIONAL PLANNING CHAIRS COORDINATING COMMITTEE

COUNTY:PINELLAS

PROJECT LENGTH: .000

NON-SIS

TYPE OF WORK:TRANSPORTATION PLANNING

LANES EXIST/IMPROVED/ADDED: 0/ 0/ 0

FUND	
CODE	2013
<hr/>	
FEDERAL PROJECT NUMBER: 0057 049 M	
PHASE: PRELIMINARY ENGINEERING / RESPONSIBLE AGENCY: RESPONSIBLE AGENCY NOT AVAILABLE	
PL	30,000
TOTAL 0057 049 M	30,000
TOTAL 432439 1	30,000
TOTAL DIST: 07	933,080
TOTAL PLANNING	933,080

FLORIDA DEPARTMENT OF TRANSPORTATION
OFFICE OF WORK PROGRAM
ANNUAL OBLIGATIONS REPORT
=====

MISCELLANEOUS
=====

ITEM NUMBER:415738 3 PROJECT DESCRIPTION:OLDSMAR TRAIL 2 OF 5 FROM TAMPA RD TO R E OLDS PARK *NON-SIS*
DISTRICT:07 COUNTY:PINELLAS TYPE OF WORK:BIKE PATH/TRAIL
ROADWAY ID: PROJECT LENGTH: .000 LANES EXIST/IMPROVED/ADDED: 0/ 0/ 0

FUND
CODE

2013

FEDERAL PROJECT NUMBER: 7777 202 A

PHASE: CONSTRUCTION / RESPONSIBLE AGENCY: MANAGED BY CITY OF OLDSMAR
SE 151,000
TALT 818

PHASE: CONSTRUCTION / RESPONSIBLE AGENCY: RESPONSIBLE AGENCY NOT AVAILABLE
SE -77
TOTAL 7777 202 A 151,741
TOTAL 415738 3 151,741

ITEM NUMBER:415738 4 PROJECT DESCRIPTION:OLDSMAR TRAIL 3 OF 5 FROM R E OLDS PARK TO CYPRESS FOREST PK *NON-SIS*
DISTRICT:07 COUNTY:PINELLAS TYPE OF WORK:BIKE PATH/TRAIL
ROADWAY ID: PROJECT LENGTH: .000 LANES EXIST/IMPROVED/ADDED: 0/ 0/ 0

FUND
CODE

2013

FEDERAL PROJECT NUMBER: 7777 226 A

PHASE: CONSTRUCTION / RESPONSIBLE AGENCY: MANAGED BY CITY OF OLDSMAR
TALU 477,950

PHASE: CONSTRUCTION / RESPONSIBLE AGENCY: RESPONSIBLE AGENCY NOT AVAILABLE
TALU 1,000
TOTAL 7777 226 A 478,950
TOTAL 415738 4 478,950

ITEM NUMBER:415738 6 PROJECT DESCRIPTION:OLDSMAR TRAIL 5 OF 5 FROM SHEFFIELD PARK TO CURLEW RD *NON-SIS*
DISTRICT:07 COUNTY:PINELLAS TYPE OF WORK:BIKE PATH/TRAIL
ROADWAY ID: PROJECT LENGTH: .000 LANES EXIST/IMPROVED/ADDED: 0/ 0/ 0

FUND
CODE

2013

FEDERAL PROJECT NUMBER: 7777 227 A

PHASE: CONSTRUCTION / RESPONSIBLE AGENCY: MANAGED BY CITY OF OLDSMAR
ACTU 489,215
TALU 28,835

PHASE: CONSTRUCTION / RESPONSIBLE AGENCY: RESPONSIBLE AGENCY NOT AVAILABLE
TALU 1,000
TOTAL 7777 227 A 519,050
TOTAL 415738 6 519,050

ITEM NUMBER:424565 1 PROJECT DESCRIPTION:PINELLAS TRAIL @ CENTRAL AVE W TO BAYSHORE DR *NON-SIS*
DISTRICT:07 COUNTY:PINELLAS TYPE OF WORK:LANDSCAPING
ROADWAY ID:15000000 PROJECT LENGTH: 6.500MI LANES EXIST/IMPROVED/ADDED: 0/ 0/ 0

FUND
CODE

2013

FEDERAL PROJECT NUMBER: 9045 141 C

PHASE: CONSTRUCTION / RESPONSIBLE AGENCY: MANAGED BY CITY OF ST PETERSBURG
SE 373,605

FLORIDA DEPARTMENT OF TRANSPORTATION
OFFICE OF WORK PROGRAM
ANNUAL OBLIGATIONS REPORT
=====

MISCELLANEOUS
=====

PHASE: CONSTRUCTION / RESPONSIBLE AGENCY: RESPONSIBLE AGENCY NOT AVAILABLE	
SE	1,000
TOTAL 9045 141 C	374,605
TOTAL 424565 1	374,605
TOTAL DIST: 07	1,524,346
TOTAL MISCELLANEOUS	1,524,346
<hr/>	
GRAND TOTAL	43,031,052

Section 6: Transportation Disadvantaged Program

**PINELLAS COUNTY TRANSPORTATION IMPROVEMENT PROGRAM
METROPOLITAN PLANNING ORGANIZATION
TRANSPORTATION DISADVANTAGED
FISCAL YEARS: 2014/15 THRU 2018/19
(FUNDS SHOWN ARE IN THOUSANDS)**

W.P.I.#	PROJECT DESCRIPTION	14/15		15/16		16/17		17/18		18/19	
789853	Pinellas County TD Commission Planning Grant	39 TDTF	MSC	39 TDTF	MSC	39 TDTF	MSC	39 TDTF	MSC	39 TDTF	MSC
7897852	Pinellas County TD Commission Operations Grant (PSTA)	220 LF 2,194 TDTF		220 LF 2,194 TDTF		220 LF 2,194 TDTF		220 LF 2,194 TDTF		220 LF 2,194 TDTF	

Section 7: Public Transportation Work Program

PINELLAS AREA PUBLIC TRANSPORTATION IMPROVEMENT PROGRAM FISCAL YEAR 2014/2015 THROUGH 2018/2019

INTRODUCTION

This section of the Transportation Improvement Program (TIP) reflects input from the Florida Department of Transportation (FDOT), the Pinellas Suncoast Transit Authority (PSTA), the Tampa Bay Area Regional Transportation Authority (TBARTA) and local airport operators.



Funding sources of public transportation projects are denoted in the TIP and State Work Program as D2, DL2, DU2, LF2, FAA, and FTA. The D2 funds are State-matching funds and are derived from the State of Florida's primary gasoline tax. The DL2 and DU2 funds are State funds requiring reimbursement. FAA funds are

Federal Aviation Administration funds. The sources of local funds (LF2) are ad valorem taxes.

FTA funds are categorized as 5307, 5339, 5310, 5316 and 5317. Federal Project Numbers are shown in the first line of the project description.

It is the policy of the MPO that the acquisition of additional buses by the PSTA should be reviewed by the MPO in conjunction with operational and service enhancement provisions within the adopted Transit Development Plan (TDP). The review by the MPO will consider such bus acquisition/replacement components as size, need, and technology advances.

ALBERT WHITTED AIRPORT**FUNDS SHOWN ARE IN THOUSANDS**

WORK ITEM #	PROJECT DESCRIPTION	2014/15	2015/16	2016/17	2017/18	2018/19
2821001	Airport Runway 7/25 & TW 1 Stub Connectors	CST 1,118 ACPF				
2821002	Airport Hangers	CST 1,600 ACPF				CST 1,500 ACPF
2821003	Airport Airfield Improvements				CST 166 ACPF	
2821004	Design and Construct 3 ± 12,000sq/ft corporate hangars		CST 1,500 ACPF			
2821005	Design and Construct Hangars/ Demolition of Existing Facilities				CST 2,000 ACPF	
2821006	Taxiway C Rehabilitation		CST 121 ACPF	CST 800 ACPF		
2821007	Airport Hanger	CST 400 NCIIF				

ACPF = Airport Capital Projects Fund; NCIIF = Neighborhood and Citywide Infrastructure Capital Improvement Fund

**PINELLAS COUNTY METROPOLITAN PLANNING ORGANIZATION
TRANSPORTATION IMPROVEMENT PROGRAM
(PUBLIC TRANSPORTATION)
FISCAL YEARS 2014/15 – 2018/19**

CLEARWATER AIRPARK		FUNDS SHOWN IN THOUSANDS				
WORK ITEM #	PROJECT DESCRIPTION	2014/15	2015/16	2016/17	2017/18	2018/19
4259222	Rehabilitate Hangars C and D					
4259221	Rehabilitate Maintenance Hangar					
4317931	AWOS unit		CAP 100			
4317941	New Hangar			CAP 700		
4329771	Airport Ground Support Equipment Replacement				CAP 100	
-	Update Masterplan	CAP 180				
-	Replace Airplane Hangar C					CAP 1,200

CAP = Capital Grant; AWOS = Automated Weather Observing System unit operated and controlled by the Federal Aviation Administration

PORT OF ST. PETERSBURG**FUNDS SHOWN ARE IN THOUSANDS**

WORK ITEM #	PROJECT DESCRIPTION	2014/15	2015/16	2016/17	2017/18	2018/19
FPN# 4225011	Seaport Renovation and Replacement	CST 400 NCIIF	CST 400 NCIIF	CST 400 NCIIF	CST 400 NCIIF	CST 400 NCIIF
	Port and Wharf Rehabilitation and Utilities		101 PCPF	101 PCPF	101 PCPF	

CST=Construction; NCIIF – Neighborhood and Citywide Infrastructure Capital Improvement Fund; PCPF – Port Capital Projects Fund

ST. PETE CLEARWATER INTERNATIONAL AIRPORT
FUNDS SHOWN IN THOUSANDS

Proj. #	Project Title	2014/15	2015/16	2016/17	2017/18	2018/19
0029	Terminal Apron – Pavement Rehabilitation	\$600	\$3,000			
0037	ARFF Truck and Boat	\$200	\$800			
2133	Construct New Taxiways		\$600	\$1,000	\$3,000	
1205	Airfield Drainage Improvements (Phase III)	\$300				
2134	New Airport Maintenance Facility		\$750	\$750		
2280	New T Hangars				\$7,000	
925	Runway Conversion					\$4,500
2273	Taxiway Rehabilitation (Phase I)	\$11,841				
2274	Taxiway Rehabilitation (Phase II)	\$600	\$3,000	\$4,000		
2132	AIRCO Site Development				\$1,643	
2020	Rehabilitate Runway 18/36			\$6,000		
2278	Terminal Improvements - Phase II	\$1,404				
2276	Remote Parking Lot Expansion	\$75	\$925			
1543A	Taxiway T Rehabilitation		\$100	\$900		
1544A	Terminal Improvements Phase III	\$2,250	\$3,500			
1548A	Airport Master Plan Update			\$1,300		
1583A	Security System Upgrades		\$200	\$1,000		
1584A	Ticketing A Baggage Conveyor	\$3,000				

AARF – Air Rescue and Fire Fighting

**PINELLAS COUNTY METROPOLITAN PLANNING ORGANIZATION
TRANSPORTATION IMPROVEMENT PROGRAM
(PUBLIC TRANSPORTATION)
FISCAL YEARS 2014/15 THROUGH 2018/19**

PINELLAS SUNCOAST TRANSIT AUTHORITY

FUNDS ARE SHOWN IN THOUSANDS

FDOT NO.	PROJECT DESCRIPTION	FY 2013/14	FY 2014/15	FY 2015/16	FY 2016/17	FY 2017/18	FY 2018/19
402520-1-94-	PSTA FY 2013 Section 5307 - Capital; FL 90-X811 Preventive Maintenance for bus parts, fuel provision, tire lease, 3 rd party contracts, computer software & hardware, employee training/education, misc. support equipment, replacement support vehicles, replacement revenue vehicles, rehab/renovation of facilities, passenger walkways/amenities, short range planning, contingency, and project administration.	Capital Equipment FTA (100%) *\$12,059					
434304-1-94-	PSTA FY 2013 Section 5339 Bus & Bus Facilities: FL 34-0003 Purchase two (2) 40' replacement hybrid-electric vehicles.	Capital FTA (100%) *\$0	Capital FTA (100%) \$1,384				
402520-1-94-	PSTA FY 2014 Section 5307 - Capital; FL 90-X841 - preventive maintenance, tire lease, passenger landing pads, short range planning, long range planning, replacement revenue vehicles and support vehicles, computer hardware & software, purchase/lease misc. support equipment, 3rd party contract, purchase/install passenger amenities such as shelters, landing pads, benches, trash cans, etc., employee education/training, rehab/ renovation of facilities and misc. support equipment, contingency, and project administration.		Capital Equipment FTA (100%) \$12,567				
434304-1-94-	PSTA FY 2014 Section 5339 Bus & Bus Facilities: FL 34-???? Purchase two (2) 40' replacement hybrid-electric vehicles.		Capital FTA (100%) \$1,439				

**PINELLAS COUNTY METROPOLITAN PLANNING ORGANIZATION
TRANSPORTATION IMPROVEMENT PROGRAM
(PUBLIC TRANSPORTATION)
FISCAL YEARS 2014/15 THROUGH 2018/19**

PINELLAS SUNCOAST TRANSIT AUTHORITY (CONTINUED)

FUNDS ARE SHOWN IN THOUSANDS

402513-1-84-	PSTA State Block Grant Operating Assistance	Operating FDOT *\$4,016	Operating FDOT \$4,086	Operating FDOT \$4,181	Operating FDOT \$4,179	Operating FDOT \$4,287	Operating FDOT \$4,429
410695-1-84-	PSTA – Gandy Corridor; Commuter Express Bus Service, Rt. 100X.	Urban Corridor FDOT *\$155	Urban Corridor FDOT \$155	Urban Corridor FDOT \$155	Urban Corridor FDOT \$155	Urban Corridor FDOT \$155	Urban Corridor FDOT \$166
418265-1-84-	PSTA – SR 688/I275 corridor, commuter express bus service, Route 300X	Urban Corridor FDOT *\$105	Urban Corridor FDOT \$165	Urban Corridor FDOT \$165	Urban Corridor FDOT \$165	Urban Corridor FDOT \$165	Urban Corridor FDOT \$176
430319-1-84-	Flex Service – East Lake	Urban Corridor FDOT *\$9.8	Urban Corridor FDOT \$400	Urban Corridor FDOT \$234	Urban Corridor FDOT \$234	Urban Corridor FDOT \$234	Urban Corridor FDOT \$245
430320-1-84-	Flex Service – Curlew Road	Urban Corridor FDOT *\$211	Urban Corridor FDOT \$333	Urban Corridor FDOT \$211	Urban Corridor FDOT \$211	Urban Corridor FDOT \$211	Urban Corridor FDOT \$222
435212-1-84-	Safety Harbor Trolley Service		Service Develop- ment FDOT \$120				

* This is the amount of federal and state funds that have been obligated for this project in the most recently completed federal fiscal year between October 1, 2013 and September 30, 2014

**PINELLAS COUNTY METROPOLITAN PLANNING ORGANIZATION
TRANSPORTATION IMPROVEMENT PROGRAM
(PASCO COUNTY PUBLIC TRANSPORTATION)
FISCAL YEARS: 2014/15 – 2018/19**

Item No.	Facility	Fund	Phase	14/15	15/16	16/17	17/18	18/19
402397	PASCO COUNTY Section 5307 Capital for Fixed Route- Purchasing/Leasing, Maint./Operation Expenses, ADA Service, and Construction.	FTA Local/State Toll Credit	MSC	3,561,486 834,122	3,668,331 858,389	3,872,363 906,133	3,125,457 731,357	3,125,457 731,357
434416	PASCO COUNTY Section 5339 Bus & Bus Facilities:	FTA Local/State Toll Credit	MSC	278,832 69,708	278,832 69,708	278,832 69,708	278,832 69,708	278,832 69,708
			Total	4,744,148	4,875,260	5,127,036	4,205,354	4,205,354

In accordance with 49CFR U.S.C Section 5307, Pinellas County functions as a “designated recipient” for Section 5307 funds for that portion of Pasco County in the Tampa-ST. Petersburg Urbanized Area. A Supplemental Agreement between the Federal Transit Administration, Pasco County, and Pinellas County was executed December 1993 designating Pasco County as the Grant Recipient for Section 5307 and Operating Funds. Pinellas County, as the “designated recipient”, agrees to permit Pasco County to receive and dispense these funds. Pasco County is also a recipient of Section 5307 funds for the Zephyrhills Urbanized Area. State toll credits will be used as a soft match for capital purchases as availability allows. These figures are subject to Congressional approval of budget levels for FY 2014/15 – 2018/19.

**PINELLAS COUNTY METROPOLITAN PLANNING ORGANIZATION
TRANSPORTATION IMPROVEMENT PROGRAM
(PUBLIC TRANSPORTATION)
FISCAL YEARS 2014/15 – 2018/19**

FTA SECTION 5310 PROGRAM

FUNDS SHOWN IN THOUSANDS

AGENCY	PROJECT DESCRIPTION	14/15	15/16	16/17	17/18	18/19
CAREER SOURCE PINELLAS	5310 NF-Workforce transportation workforce retention subsidy OPERATING ASSISTANCE	FTA 845.0 DS 105.6 LF 105.6				
NEIGHBORLY CARE NETWORK	5310 NF-Elder Person's EZ- Ride cross-county transportation expansion OPERATING ASSISTANCE	FTA 3,124.0 DS 390.5 LF 390.5				
PINELLAS SUNCOAST TRANSIT AUTHORITY (PSTA)	5310 NF-Dunedin-Palm Harbor North Connector Route-OPERATING ASSISTANCE FOR PSTA-PINELLAS	FTA 2103.2 DS 262.9 LF 262.9				

FTA = Federal Transit Administration; DS = State Primary Highways and PTO; LF = Local Funds

Note: Program of projects changes annually. 5310 grant applicants are evaluated each year for funding.

**PINELLAS COUNTY METROPOLITAN PLANNING ORGANIZATION
TRANSPORTATION IMPROVEMENT PROGRAM
(PUBLIC TRANSPORTATION)
FISCAL YEARS 2014/15 THROUGH 2018/19**

TAMPA BAY AREA REGIONAL TRANSPORTATION AUTHORITY

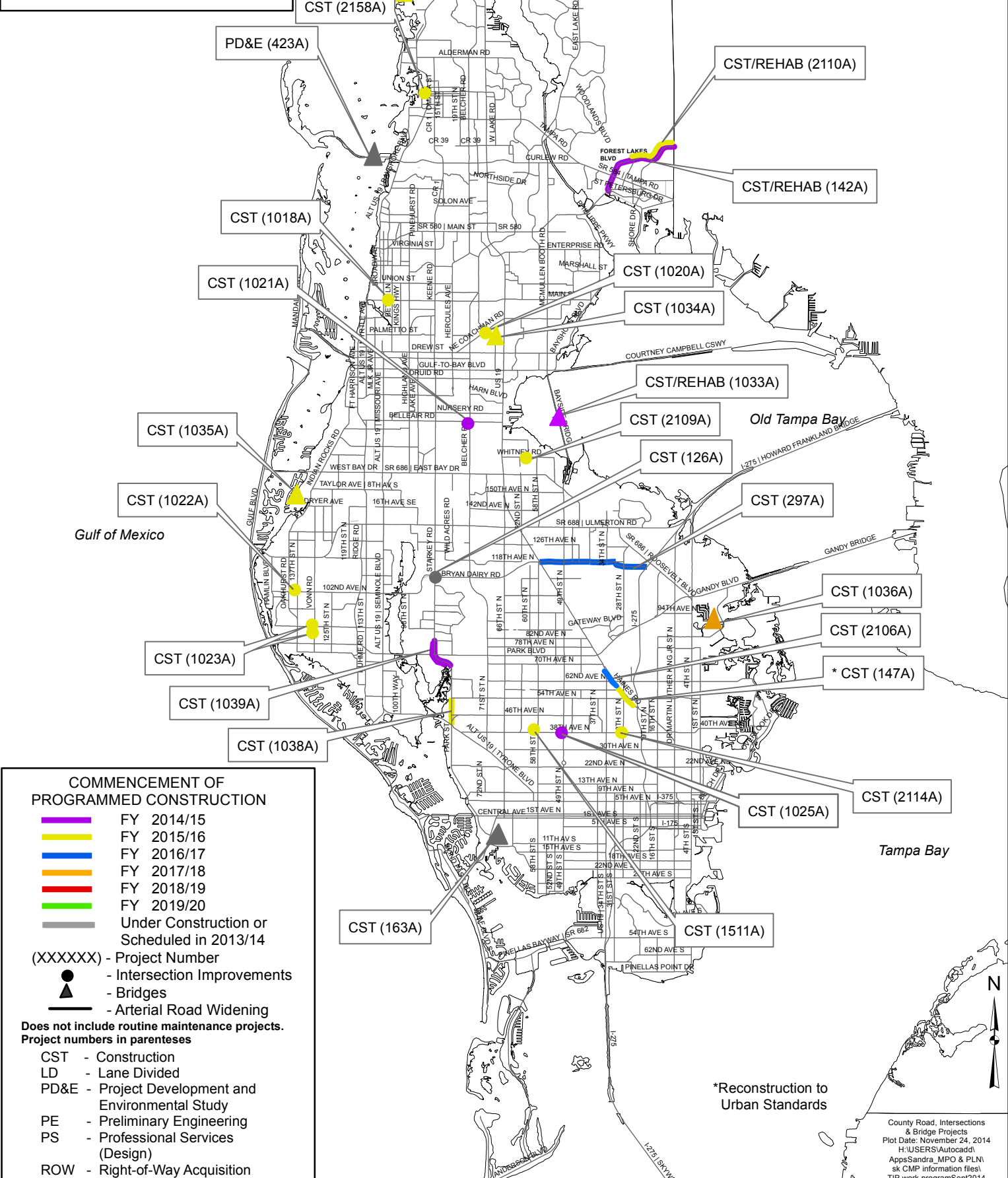
FUNDS ARE SHOWN IN THOUSANDS

FDOT NO.	PROJECT DESCRIPTION	FY 2014/15	FY 2015/16	FY 2016/17	FY 2017/18	FY 2018/19
FL-90-X822	TBARTA Section 5307 (FY 2012/13) – Regional Commuter Vanpool Program to contract for vehicles, acquire computer hardware/software, and administer the program.	Capital Equipment and Operating Activities FTA (100%) \$799.6				
	TBARTA Section 5307 (FY 2013/14) – Planning and Operating Activities	Planning and Operating Activities FTA (100%) \$836.5				
FL-04-0156-00	TBARTA Section 5309 (FY 2012/13) – One-Call/One Click Transportation Information Center	FTA (100%) \$1,098				
FL-26-0023-00	TBARTA Section 5312 (FY 2012/13) – Research for One-Call/One-Click Program	FTA (100%) \$50				

FTA = Federal Transit Administration

Section 8: Pinellas County Work Program

PINELLAS COUNTY 6 YEAR WORK PROGRAM: ROAD, INTERSECTION & BRIDGE IMPROVEMENTS FY 2014/15 - FY 2019/20



**SUMMARY TABLE OF MAJOR ROAD PROJECTS IN THE
FY 2014/15 – 2019/20 PINELLAS COUNTY CAPITAL IMPROVEMENT PROGRAM**

PROJECT NUMBER	LOCATION	PROJECT DESCRIPTION	STATUS
142A	Forest Lakes Blvd from 580 to Pinellas/Hillsborough County Line (Phase I)	Pavement Rehabilitation	CST deferred from 2013/14 to 2014/15
2110A	Forest Lakes Blvd from Pine Ave to Pinellas/Hillsborough County Line (Phase II)	Reconstruct and Pavement Rehabilitation	CST added 2015/16
297A	118 th Ave/Gateway Expressway (Future SR 690) from US 19 (SR 55) to East of Roosevelt/CR 296	New Road/Bridge Construction	CST 2016/17
126A	Bryan Dairy Rd at Starkey Rd	Intersection Improvements	CST underway
147A	Haines Rd from 51 st Ave N to 60 th Ave N	Road and Intersection Improvements	CST 2015/16 Project limits revised (formerly Haines Rd from 54 th Ave to 28 th St)
1018A	Betty Lane at Sunset Point Road	Intersection Improvements	CST 2015/16
*1019A	113 th St N at 86 th Ave N	Intersection Improvements	Moved out of work program
1020A	N.E. Coachman Rd at Coachman Rd	Intersection Improvements	CST 2015/16
1021A	Belcher Rd at Belleair Rd	Intersection Improvements	CST 2014/15
1022A	102 nd Ave N at Antilles Dr	Intersection Improvements	CST Advanced from 2016/17 to 2015/16
1023A	131 st St N at 82 nd Ave N and 86 th Ave N	Intersection Improvements	CST Deferred from 2014/15 to 2015/16
*1024A	62 nd Ave N at 25 th St N and 28 th St N	Intersection Improvements	Moved out of work program
1025A	38 th Ave N at 49 th St N	Intersection Improvements	CST Deferred from 2013/14 to 2014/15
*1510A	30 th Ave N at 49 th St N	Intersection Improvements	Moved out of work program
1511A	38 th Ave N at 58 th St N	Intersection Improvements	CST 2015/16
1038A	Park St from Tyrone Blvd to 54 th Ave N	Intersection Improvements	CST Advanced from 2016/17 to 2015/16
1039A	Park St/Starkey Rd from 84 th Ln N to Flamevine Ave	Reconstruct	CST Advanced from 2015/16 to 2014/15
163A	LaPlaza Ave Bridge	Reconstruct	CST underway
423A	Dunedin Causeway Bridge	Bridge Replacement PD&E Study	PD&E underway
*697A	Park Street N Bridge Over Cross Bayou Canal	Bridge Widening	Moved out of work program
700A	Westwinds Dr Bridge over Westwind Canal	Bridge Replacement	CST Advanced from 2016/17 to 2015/16

**SUMMARY TABLE OF MAJOR ROAD PROJECTS IN THE
FY 2014/15 – 2019/20 PINELLAS COUNTY CAPITAL IMPROVEMENT PROGRAM**

PROJECT NUMBER	LOCATION	PROJECT DESCRIPTION	STATUS
702A	Crosswinds Dr Bridge over Crosswinds Canal	Bridge Replacement	CST Deferred from 2014/15 to 2015/16
1033A	Bayside Bridge	Bridge Rehabilitation	CST Deferred from 2013/14 to 2014/15
1034A	Old Coachman Rd over Alligator Creek	Bridge Replacement	CST Deferred from 2014/15 to 2015/16
1035A	Oakwood Dr over Stephanie's Channel	Bridge Replacement	CST Deferred from 2013/14 to 2015/16
1036A	San Martin Blvd over Riviera Bay	Bridge Replacement	CST 2017/18
1037A	Beckett Bridge	Bridge Replacement	CST 2018/19
*109A	Beckett Bridge PD&E	Bridge Replacement PD&E	PD&E underway
2106A	Haines Rd from 60 th Ave N to US 19 (SR 55)	Reconstruct	CST added 2016/17
2109A	Whitney Rd at Wolford Rd	Intersection Improvements	CST added 2015/16
2114A	38 th Ave N at 28 th St N	Intersection Improvements	CST added 2015/16
2158A	Alt US 19 (SR 595) at Nebraska Ave	Intersection Improvements	CST added 2015/16

* Project is not mapped on Pinellas County 6 Year Work Program maps

Notes:

- 1) CST = Construction; ROW = Right-of-Way; PD&E = Project Development & Environment Study
- 2) Shaded projects indicate changes in the FY 2014/15 – 2019/20 Pinellas County Capital Improvement Program (CIP) compared to the adopted FY 2013/14 – 2018/19 CIP. The status column summarizes the changes.
- 3) This project summary table does not include projects such as landscaping, airport improvements, drainage work, railroad crossings and routine maintenance and repairs.
- 4) Regarding 297A, the Gateway Expressway project will ultimately provide a partially-controlled access facility connecting I-275 (SR 93) to US Highway 19 and I-275 (SR 93) to the Bayside Bridge via an elevated tolled expressway.

**PINELLAS COUNTY
6 YEAR WORK PROGRAM:
ITS/ATMS AND
TRAIL PROJECTS
FY 2014/15 - FY 2019/20**

Gulf of Mexico

Old Tampa Bay

Tampa Bay

**COMMENCEMENT OF
PROGRAMMED CONSTRUCTION**

- FY 2014/15
- FY 2015/16
- FY 2016/17
- FY 2017/18
- FY 2018/19
- FY 2019/20
- Under Construction or Scheduled in FY 13/14

- - - - ITS/ATMS Installation
- - Trail Construction

Does not include routine maintenance projects.
Project numbers in parentheses

ITS - Intelligent Transportation Systems
ATMS - Advanced Transportation Management Systems

(1473A)

(197A)

(186A)

(2156A)

(2155A)

(196A)

(199A)

(1030A)

(322A)

(404A)

(2157A)

(1031A)

(175A)

(326A)



County ITS /ATMS
and Trail Projects
Plot Date: November 24, 2014
H:\USERS\Autocadd\
Apps\Sandra_MPO & PLN\
sk CMP information files\
TIP work programSept2014

**SUMMARY TABLE OF
INTELLIGENT TRANSPORTATION SYSTEM (ITS) AND
TRAIL PROJECTS IN THE FY 2014/15 – 2019/20 PINELLAS COUNTY
CAPITAL IMPROVEMENT PROGRAM**

PROJECT NUMBER	LOCATION	PROJECT DESCRIPTION	STATUS
175A	Park Blvd (SR 694) from 4 th St to Gulf Blvd	ATMS Improvements	CST Deferred from 2013/14 to 2014/15
196A	South Loop Fiber Project on Alt US 19 (SR 595) from Druid Rd to 5 th Ave N; 5 th Ave N from Alt US 19 to 34 th St S; and 34 th St S from 5 th Ave N to 54 th Ave N	ITS Improvements	CST underway
322A	Bryan Dairy Rd/118th Ave N from 28th St N to Alt US 19 (SR 595)	ITS Communication System	CST Deferred from 2013/14 to 2014/15
197A	Main St (SR 580), Curlew Rd (SR 586) and Tampa Rd (SR 584) from Alt US 19 (SR 595) to the Hillsborough County Line	ATMS/ITS Improvements	CST added 2014/15
199A	East Bay Dr (SR 686) from Gulf Blvd to Ulmerton Rd (SR 688)	ATMS/ITS Improvements	CST underway
326A	66 th St/Pasadena Ave (SR 693) from US 19 (SR 55) to Gulf Blvd (SR 699)	ATMS/ITS Improvements	CST Deferred from 2013/14 to 2014/15
404A	US 19 (SR 55) from 49 th St N to 126 th Ave N	ATMS/ITS Improvements	CST Deferred from 2013/14 to 2014/15
*984A	Friendship Trail Bridge	Demolition	Demolition added 2014/15
1030A	Belcher Rd from Druid Rd to Park Blvd N	ATMS Improvements	CST Deferred from 2014/15 to 2015/16
1473A	US 19 (SR 55) ATMS/ITS from E Tarpon Ave to Pinellas/Pasco County Line	ATMS/ITS Improvements	CST underway
186A	Pinellas/Progress Energy Trail Extension from Enterprise Rd/ US 19 (SR 55) to NE Coachman Rd (SR 590) on the Progress Energy Florida, Inc. right-of-way	Shared Use Bike Path/Trail	CST deferred from 2014/15 to 2015/16
2155A	Starkey Rd from Tyrone Blvd to Gulf-to-Bay Blvd (SR 60)	ATMS/ITS Improvements	CST added 2016/17
2156A	Keene Rd (CR 1) from Gulf-to-Bay Blvd (SR 60) to Alderman Rd	ATMS/ITS Improvements	CST added 2016/17
2157A	113 th St N from 54 th Ave N to West Bay Dr	ATMS/ITS Improvements	CST added 2016/17
1031A	Gulf Blvd from Belleair Beach Causeway (SR 686) to S of 35 th Ave/Pinellas Bayway	ATMS Improvements	CST 2015/16

* Project is not mapped on Pinellas County 6 Year Work Program maps

Notes:

- 1) CST = Construction; ATMS = Arterial Traffic Management Systems ITS = Intelligent Transportation Systems
- 2) Shaded projects indicate changes in the FY 2014/15 – 2019/20 Pinellas County Capital Improvement Program (CIP) compared to the adopted FY 2013/14 – 2018/19 CIP. The status column summarizes the changes.
- 3) This project summary table does not include projects such as drainage work, railroad crossings and routine maintenance and repairs.

Pinellas County Capital Improvement Program
Project Budget Detail Report

Parameters: Function: Transportation Budget Type Code: Planning Fund Type: Governmental

		Current Year Estimate	2014	2015	2016	2017	2018	2019	2020	2021	2022	2023	2024	Total
Function: Transportation														
Activity: Other Transportation														
Project: 001817A Municipal Services Taxing Unit - Paving														
Fund: 3001	Capital Projects	Center: 414100	CIP-Transportation	Program: 3022	Local Streets/Collector Projects									
020.5	Design MSTU	70,000	70,000	70,000	70,000	70,000	70,000	70,000	70,000	70,000	70,000	70,000	70,000	770,000
030.5	Construction MSTU	580,000	580,000	580,000	580,000	580,000	580,000	580,000	580,000	580,000	580,000	580,000	580,000	6,380,000
Project Total for : Fund: 3001		<i>Capital Projects</i>	<i>Center: 414100</i>	<i>CIP-Transportation</i>	<i>Program: 3022</i>	<i>Local Streets/Collector Projects</i>								
		650,000	650,000	650,000	650,000	650,000	650,000	650,000	650,000	650,000	650,000	650,000	650,000	7,150,000
Total for Project: 001817A		Municipal Services Taxing Unit - Paving												
		650,000	650,000	650,000	650,000	650,000	650,000	650,000	650,000	650,000	650,000	650,000	650,000	7,150,000
Funding Source:														
MSTU - General Fund		650,000	650,000	650,000	650,000	650,000	650,000	650,000	650,000	650,000	650,000	650,000	650,000	7,150,000
Funding Total:		650,000	650,000	650,000	650,000	650,000	650,000	650,000	650,000	650,000	650,000	650,000	650,000	7,150,000

Project Description: Local paving program to improve residential roadway surfaces and associated drainage serving the unincorporated areas in the County.

Project Classifications:
CIP Phase Design
Location Countywide

Pinellas County Capital Improvement Program
Project Budget Detail Report

Parameters: Function: Transportation Budget Type Code: Planning Fund Type: Governmental

		Current Year Estimate	2014	2015	2016	2017	2018	2019	2020	2021	2022	2023	2024	Total
Function: Transportation														
Activity: Road & Street Facilities														
Project: 000097A 62nd Avenue N from 49th Street N to 34th Street N														
Fund: 3001	Capital Projects	Center: 414100	CIP-Transportation	Program: 3020	Arterial Roads Projects									
020.5	Design-Unfunded	0	0	0	0	0	0	0	0	0	200,000	400,000	400,000	1,000,000
030.5	Constr-Unfunded	0	0	0	0	0	0	0	0	0	0	4,000,000	4,000,000	8,000,000
Project Total for : Fund: 3001		Capital Projects	Center: 414100	CIP-Transportation	Program: 3020	Arterial Roads Projects								
		0	0	0	0	0	0	0	0	0	200,000	4,400,000	4,400,000	9,000,000
Total for Project: 000097A		62nd Avenue N from 49th Street N to 34th Street N				0	0	0	0	0	200,000	4,400,000	4,400,000	9,000,000
		0	0	0										
Funding Source:														
Penny for Pinellas		0	0	0	0	0	0	0	0	0	200,000	4,400,000	4,400,000	9,000,000
Funding Total:		0	0	0	0	0	0	0	0	0	200,000	4,400,000	4,400,000	9,000,000

Project Description: Roadway improvements to include turn lanes, drainage, bicycle lanes and sidewalks.

Project Classifications:

CIE Elements	Transportation - Traffic Circulation
CIP Phase	Design
County Road Corridor	CR 216
Location	Pinellas Park
Originating Department	DEI Public Works
Penny Program	Transportation and Traffic Flow
TIF District	Greater Pinellas Park Area

Pinellas County Capital Improvement Program
Project Budget Detail Report

Parameters: Function: Transportation Budget Type Code: Planning Fund Type: Governmental

		Current Year Estimate	2014	2015	2016	2017	2018	2019	2020	2021	2022	2023	2024	Total
Function: Transportation														
Activity: Road & Street Facilities														
Project: 000106A 1501 ATMS/ITS Countywide System Program														
Fund: 3001	Capital Projects	Center: 414100	CIP-Transportation	Program: 3033	Advanced Traffic Management System									
020.6	Design-LOGT	500,000	250,000	250,000	250,000	250,000	250,000	250,000	250,000	250,000	250,000	250,000	250,000	3,000,000
110.6	Other-LOGT	0	0	250,000	0	250,000	0	250,000	0	250,000	0	250,000	0	1,250,000
Project Total for : Fund: 3001		<i>Capital Projects</i>	<i>Center: 414100</i>	<i>CIP-Transportation</i>	<i>Program: 3033</i>	<i>Advanced Traffic Management System</i>								
		500,000	250,000	500,000	250,000	500,000	250,000	500,000	250,000	500,000	500,000	250,000	500,000	4,250,000
Total for Project: 000106A		1501 ATMS/ITS Countywide System Program												
		500,000	250,000	500,000	250,000	500,000	250,000	500,000	250,000	500,000	250,000	500,000	500,000	4,250,000
Funding Source:														
Local Option Gas Tax		500,000	250,000	500,000	250,000	500,000	250,000	500,000	250,000	500,000	250,000	500,000	500,000	4,250,000
Funding Total:		500,000	250,000	500,000	250,000	500,000	250,000	500,000	250,000	500,000	250,000	500,000	500,000	4,250,000

Project Description: Project to design and construct the Countywide Advanced Traffic Management System (ATMS)/Intelligent Transportation System (ITS) utilizing the 9th Cent Fuel Tax.

Project Classifications:
CIP Phase Construction
Location Countywide
Originating Department DEI Public Works

Pinellas County Capital Improvement Program Project Budget Detail Report

September 23, 2014

Page 4 of 85

Parameters: Function: Transportation Budget Type Code: Planning Fund Type: Governmental

[illegible]

Project Description: Prepare a Project Development & Environment Study to determine the type of improvements or replacement necessary for the Beckett Bridge.

Project Classifications:

CIP Phase	Design
Location	Tarpon Springs
Originating Department	DEI Public Works
Penny Program	Transportation and Traffic Flow
TIF District	Various

Pinellas County Capital Improvement Program
Project Budget Detail Report

Parameters: Function: Transportation Budget Type Code: Planning Fund Type: Governmental

		Current Year Estimate	2014	2015	2016	2017	2018	2019	2020	2021	2022	2023	2024	Total
Function: Transportation														
Activity: Road & Street Facilities														
Project: 000125A 1646 Bridge Rehabilitation Program														
Fund: 3001	Capital Projects	Center: 414100	CIP-Transportation	Program: 3031	Bridges-Repair & Improvement									
020.1	Design-Penny	50,000	9,000	50,000	50,000	50,000	50,000	10,000	0	0	0	0	0	269,000
020.5	Design-Unfunded	0	0	0	0	0	0	40,000	250,000	250,000	250,000	250,000	250,000	1,040,000
030.1	Constr-Penny	720,000	91,000	450,000	450,000	450,000	450,000	100,000	0	0	0	0	0	2,711,000
030.5	Constr-Unfunded	0	0	0	0	0	0	400,000	2,500,000	2,500,000	2,500,000	2,500,000	2,500,000	10,400,000
Project Total for : Fund: 3001		<i>Capital Projects</i>	<i>Center: 414100</i>	<i>CIP-Transportation</i>	<i>Program: 3031</i>	<i>Bridges-Repair & Improvement</i>								
		770,000	100,000	500,000	500,000	500,000	500,000	550,000	2,750,000	2,750,000	2,750,000	2,750,000	2,750,000	14,420,000
Total for Project: 000125A		1646 Bridge Rehabilitation Program												
		770,000	100,000	500,000	500,000	500,000	500,000	550,000	2,750,000	2,750,000	2,750,000	2,750,000	2,750,000	14,420,000
Funding Source:														
Unfunded		0	0	0	0	0	0	440,000	2,750,000	2,750,000	2,750,000	2,750,000	2,750,000	11,440,000
Penny for Pinellas		770,000	100,000	500,000	500,000	500,000	500,000	110,000	0	0	0	0	0	2,980,000
Funding Total:		770,000	100,000	500,000	500,000	500,000	500,000	550,000	2,750,000	2,750,000	2,750,000	2,750,000	2,750,000	14,420,000

Project Description: Rehabilitation or replacement work as needed to preserve the integrity of the county's bridge system. Projects to be selected from prioritized list.

Project Classifications:

CIP Phase	Construction
Location	Countywide
Originating Department	DEI Public Works
Penny Program	Transportation and Traffic Flow

Pinellas County Capital Improvement Program
Project Budget Detail Report

Parameters: Function: Transportation Budget Type Code: Planning Fund Type: Governmental

Current Year Estimate												
2014	2015	2016	2017	2018	2019	2020	2021	2022	2023	2024	Total	

Function: Transportation
Activity: Road & Street Facilities

Project: 000126A 2182 Bryan Dairy Rd @ Starkey Rd Intersection Improvements

Fund: 3001	Capital Projects	Center: 414100	CIP-Transportation	Program: 3021	Intersection Improvements Projects							
020.1	Design-Penny	60,000	0	0	0	0	0	0	0	0	0	60,000
030.1	Constr-Penny	1,000,000	0	0	0	0	0	0	0	0	0	1,000,000
030.4	Constr-Grant	1,000,000	0	0	0	0	0	0	0	0	0	1,000,000
Project Total for : Fund: 3001 Capital Projects Center: 414100 CIP-Transportation Program: 3021 Intersection Improvements Projects												
		2,060,000	0	0	0	0	0	0	0	0	0	2,060,000
Total for Project: 000126A 2182 Bryan Dairy Rd @ Starkey Rd Intersection Improvements												
		2,060,000	0	0	0	0	0	0	0	0	0	2,060,000
Funding Source:												
	Grant - State	1,000,000	0	0	0	0	0	0	0	0	0	1,000,000
	Penny for Pinellas	1,060,000	0	0	0	0	0	0	0	0	0	1,060,000
Funding Total:		2,060,000	0	0	0	0	0	0	0	0	0	2,060,000

Project Description: Intersection improvements at Bryan Dairy Road and Starkey Road.

Project Classifications:

CIP Phase	Design
Location	Countywide
Originating Department	DEI Public Works
Penny Program	Transportation and Traffic Flow
TIF District	Greater Seminole Area

Pinellas County Capital Improvement Program
Project Budget Detail Report

Parameters: Function: Transportation Budget Type Code: Planning Fund Type: Governmental

		Current Year Estimate	2014	2015	2016	2017	2018	2019	2020	2021	2022	2023	2024	Total
Function: Transportation														
Activity: Road & Street Facilities														
Project: 000127A 920588 Bryan Dairy Road - Starkey to 72nd St														
Fund: 3001	Capital Projects	Center: 414100	CIP-Transportation	Program: 3020	Arterial Roads Projects									
020.1	Design-Penny	12,000	0	0	0	0	0	0	0	0	0	0	0	12,000
030.1	Constr-Penny	50,000	0	0	0	0	0	0	0	0	0	0	0	50,000
110.1	Other-Penny	70,000	0	0	0	0	0	0	0	0	0	0	0	70,000
Project Total for : Fund: 3001			<i>Capital Projects</i>	<i>Center: 414100</i>	<i>CIP-Transportation</i>	<i>Program: 3020</i>	<i>Arterial Roads Projects</i>							
			132,000	0	0	0	0	0	0	0	0	0	0	132,000
Total for Project: 000127A			920588 Bryan Dairy Road - Starkey to 72nd St											
			132,000	0	0	0	0	0	0	0	0	0	0	132,000
Funding Source:														
Penny for Pinellas		132,000	0	0	0	0	0	0	0	0	0	0	0	132,000
Funding Total:		132,000	0	0	0	0	0	0	0	0	0	0	0	132,000

Project Description: Reconstruct & widen Bryan Dairy Rd. from a 4 to 6-lane divided urban arterial roadway. Proj. includes improvements to Belcher Rd. from S of Bryan Dairy Rd. to N of 114th Ave. (Proj. length of 1.48 mi. along Bryan Dairy Rd. & .62 mile along Belcher Rd)

Project Classifications:

CIE Elements	Transportation - Traffic Circulation
CIP Phase	Design
County Road Corridor	CR 296
Location	Pinellas Park
Originating Department	DEI Public Works
Penny Program	Transportation and Traffic Flow
TIF District	Various

Pinellas County Capital Improvement Program
Project Budget Detail Report

Parameters: Function: Transportation Budget Type Code: Planning Fund Type: Governmental

Current Year Estimate												
2014	2015	2016	2017	2018	2019	2020	2021	2022	2023	2024	Total	

Function: Transportation
Activity: Road & Street Facilities

Project: 000130A 104 Contingency Roadway & Right-of-Way Requirements

Fund: 3001	Capital Projects	Center: 414100	CIP-Transportation	Program: 3024	Road & Street Support Projects								
010.1	Acquisition-Penny	0	1,000,000	700,000	0	0	0	0	0	0	0	0	1,700,000
020.1	Design-Penny	0	100,000	35,000	0	0	0	0	0	0	0	0	135,000
030.1	Constr-Penny	10,000	10,000	10,000	10,000	10,000	10,000	3,000	0	0	0	0	63,000
030.5	Constr-Unfunded	0	0	0	0	0	0	7,000	10,000	10,000	10,000	10,000	47,000
Project Total for : Fund: 3001		<i>Capital Projects</i>	<i>Center: 414100</i>	<i>CIP-Transportation</i>	<i>Program: 3024</i>	<i>Road & Street Support Projects</i>							
		10,000	1,110,000	745,000	10,000	10,000	10,000	10,000	10,000	10,000	10,000	10,000	1,945,000
Total for Project: 000130A		104 Contingency Roadway & Right-of-Way Requirements											
		10,000	1,110,000	745,000	10,000	10,000	10,000	10,000	10,000	10,000	10,000	10,000	1,945,000
Funding Source:													
Unfunded		0	0	0	0	0	0	7,000	10,000	10,000	10,000	10,000	47,000
Penny for Pinellas		10,000	1,110,000	745,000	10,000	10,000	10,000	3,000	0	0	0	0	1,898,000
Funding Total:		10,000	1,110,000	745,000	10,000	10,000	10,000	10,000	10,000	10,000	10,000	10,000	1,945,000

Project Description: Reserve to meet court judgements on condemnation/eminent domain cases, hazardous material evaluations and services, and other unanticipated right of way needs, or other general contingency road repair needs.

Project Classifications:
CIP Phase Construction
Location Countywide
Originating Department DEI Public Works
Penny Program Transportation and Traffic Flow
TIF District Countywide

Pinellas County Capital Improvement Program Project Budget Detail Report

September 23, 2014

Page 9 of 85

Parameters: Function: Transportation Budget Type Code: Planning Fund Type: Governmental

[illegible]

Project Description: Design and construction of remediation measures for pavement failures from State Rd 580 to Pine Avenue, consisting of underdrain construction.

Project Classifications:

CIE Elements	Transportation - Traffic Circulation
CIP Phase	Design
Location	Countywide
Originating Department	DEI Public Works
Penny Program	Transportation and Traffic Flow
TIF District	East Lake Tarpon Area

Pinellas County Capital Improvement Program
Project Budget Detail Report

Parameters: Function: Transportation Budget Type Code: Planning Fund Type: Governmental

		Current Year Estimate	2014	2015	2016	2017	2018	2019	2020	2021	2022	2023	2024	Total
Function: Transportation														
Activity: Road & Street Facilities														
Project: 000144A 1096 General Sidewalk and ADA Program														
Fund: 3001	Capital Projects	Center: 414100	CIP-Transportation	Program: 3026	Sidewalks Projects									
020.1	Design-Penny	109,500	219,000	218,000	110,000	323,000	320,000	80,000	0	0	0	0	0	1,379,500
020.5	Design-Unfunded	0	0	0	0	0	0	240,000	320,000	320,000	320,000	320,000	320,000	1,520,000
030.1	Constr-Penny	1,000,000	1,000,000	1,500,000	703,000	1,353,000	1,341,000	335,000	0	0	0	0	0	7,232,000
030.5	Constr-Unfunded	0	0	0	0	0	0	1,005,000	1,340,000	1,340,000	1,340,000	1,340,000	1,340,000	6,365,000
Project Total for : Fund: 3001		<i>Capital Projects</i>	<i>Center: 414100</i>	<i>CIP-Transportation</i>	<i>Program: 3026</i>	<i>Sidewalks Projects</i>								
		1,109,500	1,219,000	1,718,000	813,000	1,676,000	1,661,000	1,660,000	1,660,000	1,660,000	1,660,000	1,660,000	1,660,000	16,496,500
Total for Project: 000144A		1096 General Sidewalk and ADA Program												
		1,109,500	1,219,000	1,718,000	813,000	1,676,000	1,661,000	1,660,000	1,660,000	1,660,000	1,660,000	1,660,000	1,660,000	16,496,500
Funding Source:														
Unfunded		0	0	0	0	0	0	1,245,000	1,660,000	1,660,000	1,660,000	1,660,000	1,660,000	7,885,000
Penny for Pinellas		1,109,500	1,219,000	1,718,000	813,000	1,676,000	1,661,000	415,000	0	0	0	0	0	8,611,500
Funding Total:		1,109,500	1,219,000	1,718,000	813,000	1,676,000	1,661,000	1,660,000	1,660,000	1,660,000	1,660,000	1,660,000	1,660,000	16,496,500

Project Description: Funding for construction of sidewalk and ADA improvements countywide. Project locations are chosen from a prioritized list.

Project Classifications:

CIP Phase	Construction
Location	Countywide
Originating Department	DEI Public Works
Penny Program	Transportation and Traffic Flow
TIF District	Countywide

Pinellas County Capital Improvement Program
Project Budget Detail Report

September 23, 2014
Page 11 of 85

Parameters: Function: Transportation Budget Type Code: Planning Fund Type: Governmental

		Current Year Estimate	2014	2015	2016	2017	2018	2019	2020	2021	2022	2023	2024	Total
Function: Transportation														
Activity: Road & Street Facilities														
Project: 000145A 1219 Gooden Crossing Infrastructure Improvements														
Fund: 1009	Community Developmnt Grnt	Center: 242220	Community Development Block Grant	Program: 1331	Community Vitality & Improvement									
030.4	Constr-CDBG	4,000	0	0	0	0	0	0	0	0	0	0	0	4,000
Project Total for : Fund: 1009		<i>Community Developmnt Grnt</i>	<i>Center: 242220</i>	<i>Community Development Block Grant</i>	<i>Program: 1331</i>	<i>Community Vitality & Improvement</i>								
		4,000	0	0	0	0	0	0	0	0	0	0	0	4,000
Total for Project: 000145A		1219 Gooden Crossing Infrastructure Improvements												
		4,000	0	0	0	0	0	0	0	0	0	0	0	4,000
Funding Source:														
Community Development Fund		4,000	0	0	0	0	0	0	0	0	0	0	0	4,000
Funding Total:		4,000	0	0	0	0	0	0	0	0	0	0	0	4,000

Project Description: Drainage improvements, road reconstruction, and sidewalk construction along Gooden Crossing from 119th St to Pinellas County Trail (approximately 1325 LF or 0.25 miles).

Project Classifications:

CIP Phase	Design
Location	Largo, Belleair, Belleair Bluffs
Originating Department	DEI Public Works

September 23, 2014
Page 12 of 85

Current Year Estimate	2014	2015	2016	2017	2018	2019	2020	2021	2022	2023	2024	Total
-----------------------------	------	------	------	------	------	------	------	------	------	------	------	-------

Funding Total:	2,524,280	6,731,890	3,500,000	7,000,000	7,000,000	7,000,000	0	0	0	0	0	33,756,170
-----------------------	-----------	-----------	-----------	-----------	-----------	-----------	---	---	---	---	---	------------

Project Classifications:	
CIP Phase	Design
Location	Countywide
Originating Department	DEI Public Works
Penny Program	Transportation and Traffic Flow
TIF District	Various

Pinellas County Capital Improvement Program
Project Budget Detail Report

Parameters: Function: Transportation Budget Type Code: Planning Fund Type: Governmental

Current Year Estimate												
	2014	2015	2016	2017	2018	2019	2020	2021	2022	2023	2024	Total
Function: Transportation												
Activity: Road & Street Facilities												
Project: 000147A Haines Rd - 51st Avenue to 60th Avenue Intersection Improvements												
Fund: 3001	Capital Projects	Center: 414100	CIP-Transportation	Program: 3021	Intersection Improvements Projects							
010.1	Acq-Penny	100,000	100,000	0	0	0	0	0	0	0	0	200,000
020.1	Design-Penny	100,000	100,000	150,000	100,000	0	0	0	0	0	0	450,000
030.1	Constr-Penny	0	0	1,500,000	1,000,000	0	0	0	0	0	0	2,500,000
Project Total for : Fund: 3001 Capital Projects Center: 414100 CIP-Transportation Program: 3021 Intersection Improvements Projects												
		200,000	200,000	1,650,000	1,100,000	0	0	0	0	0	0	3,150,000
Total for Project: 000147A Haines Rd - 51st Avenue to 60th Avenue Intersection Improvements												
		200,000	200,000	1,650,000	1,100,000	0	0	0	0	0	0	3,150,000
Funding Source:												
	Penny for Pinellas	200,000	200,000	1,650,000	1,100,000	0	0	0	0	0	0	3,150,000
Funding Total:												
		200,000	200,000	1,650,000	1,100,000	0	0	0	0	0	0	3,150,000

Project Description: Reconstruction of Haines Road to a 2-lane urban roadway with sidewalk and drainage improvements.

Project Classifications:

CIE Elements	Transportation - Traffic Circulation
CIP Phase	Design
Location	St Petersburg
Originating Department	DEI Public Works
Penny Program	Transportation and Traffic Flow
TIF District	Greater St. Petersburg Area

Pinellas County Capital Improvement Program
Project Budget Detail Report

Parameters: Function: Transportation Budget Type Code: Planning Fund Type: Governmental

		Current Year Estimate	2014	2015	2016	2017	2018	2019	2020	2021	2022	2023	2024	Total
Function: Transportation														
Activity: Road & Street Facilities														
Project: 000152A 922147 Intersection Improvements														
Fund: 3001	Capital Projects	Center: 414100	CIP-Transportation	Program: 3021	Intersection Improvements Projects									
030.1	Constr-Penny	0	0	0	0	554,000	2,084,000	0	0	0	0	0	0	2,638,000
030.5	Constr-Unfunded	0	0	0	0	0	0	900,000	1,200,000	1,200,000	1,200,000	1,200,000	1,200,000	5,700,000
Project Total for : Fund: 3001			<i>Capital Projects</i>	<i>Center: 414100</i>	<i>CIP-Transportation</i>	<i>Program: 3021</i>	<i>Intersection Improvements Projects</i>							
		0	0	0	0	554,000	2,084,000	900,000	1,200,000	1,200,000	1,200,000	1,200,000	1,200,000	8,338,000
Total for Project: 000152A 922147 Intersection Improvements			0	0	0	0	554,000	2,084,000	900,000	1,200,000	1,200,000	1,200,000	1,200,000	8,338,000
Funding Source:														
	Unfunded	0	0	0	0	0	0	900,000	1,200,000	1,200,000	1,200,000	1,200,000	1,200,000	5,700,000
	Penny for Pinellas	0	0	0	0	554,000	2,084,000	0	0	0	0	0	0	2,638,000
Funding Total:			0	0	0	0	554,000	2,084,000	900,000	1,200,000	1,200,000	1,200,000	1,200,000	8,338,000

Project Description: Funding allocation for Countywide intersection safety and capacity modifications and mast arm signalization projects.

Project Classifications:

CIP Phase	Construction
Location	Countywide
Originating Department	DEI Public Works
Penny Program	Transportation and Traffic Flow
TIF District	Countywide

Pinellas County Capital Improvement Program
Project Budget Detail Report

Parameters: Function: Transportation Budget Type Code: Planning Fund Type: Governmental

		Current Year Estimate	2014	2015	2016	2017	2018	2019	2020	2021	2022	2023	2024	Total
Function: Transportation														
Activity: Road & Street Facilities														
Project: 000154A 920522 Keystone Road - US19 to East Lake Rd														
Fund: 3001	Capital Projects	Center: 414100	CIP-Transportation	Program: 3020	Arterial Roads Projects									
020.1	Design-Penny	35,000	15,000	0	0	0	0	0	0	0	0	0	0	50,000
030.1	Constr-Penny	0	1,800,000	0	0	0	0	0	0	0	0	0	0	1,800,000
110.1	Other-Penny	350,000	150,000	0	0	0	0	0	0	0	0	0	0	500,000
Project Total for : Fund: 3001		<i>Capital Projects</i>	<i>Center: 414100</i>	<i>CIP-Transportation</i>	<i>Program: 3020</i>	<i>Arterial Roads Projects</i>								
		385,000	1,965,000	0	0	0	0	0	0	0	0	0	0	2,350,000
Total for Project: 000154A		920522 Keystone Road - US19 to East Lake Rd												
		385,000	1,965,000	0	0	0	0	0	0	0	0	0	0	2,350,000
Funding Source:														
Penny for Pinellas		385,000	1,965,000	0	0	0	0	0	0	0	0	0	0	2,350,000
Funding Total:		385,000	1,965,000	0	0	0	0	0	0	0	0	0	0	2,350,000

Project Description: Reconstruct and widen Keystone Rd. from US 19 to East Lake Rd from 2 to 4-lane divided urban arterial road including a segment of the Fred E. Marquis Trail. Project cost includes fees for Construction Engineering and Inspection. (Proj. length 3 mi.)

Project Classifications:	
CIE Elements	Transportation - Traffic Circulation
CIP Phase	Construction
County Road Corridor	CR 582
Location	Palm Harbor, East Lake
Originating Department	DEI Public Works
Penny Program	Transportation and Traffic Flow
TIF District	Various

Pinellas County Capital Improvement Program
Project Budget Detail Report

Parameters: Function: Transportation Budget Type Code: Planning Fund Type: Governmental

		Current Year Estimate	2014	2015	2016	2017	2018	2019	2020	2021	2022	2023	2024	Total
Function: Transportation														
Activity: Road & Street Facilities														
Project: 000163A 2055 LaPlaza Avenue Bridge Reconstruction														
Fund: 3001	Capital Projects	Center: 414100	CIP-Transportation	Program: 3031	Bridges-Repair & Improvement									
020.1	Design-Penny	20,000	0	0	0	0	0	0	0	0	0	0	0	20,000
030.1	Constr-Penny	2,000,000	0	0	0	0	0	0	0	0	0	0	0	2,000,000
Project Total for : Fund: 3001			<i>Capital Projects</i>	<i>Center: 414100</i>	<i>CIP-Transportation</i>	<i>Program: 3031</i>	<i>Bridges-Repair & Improvement</i>							
			2,020,000	0	0	0	0	0	0	0	0	0	0	2,020,000
Total for Project: 000163A			2055 LaPlaza Avenue Bridge Reconstruction											
			2,020,000	0	0	0	0	0	0	0	0	0	0	2,020,000
Funding Source:														
Penny for Pinellas		2,020,000	0	0	0	0	0	0	0	0	0	0	0	2,020,000
Funding Total:		2,020,000	0	0	0	0	0	0	0	0	0	0	0	2,020,000

Project Description: Reconstruction of the LaPlaza Avenue Bridge. This work will be done in conjunction with the Bear Creek Drainage Improvements (PID 000108A).

Project Classifications:	
CIE Elements	Drainage Element
CIP Phase	Design
Drainage Basin	39 Bear Creek
Location	St Petersburg
Originating Department	DEI Public Works
Penny Program	Transportation and Traffic Flow

Pinellas County Capital Improvement Program
Project Budget Detail Report

Parameters: Function: Transportation Budget Type Code: Planning Fund Type: Governmental

Current Year Estimate												
2014	2015	2016	2017	2018	2019	2020	2021	2022	2023	2024	Total	

Function: Transportation
Activity: Road & Street Facilities

Project: 000175A 2159 Park Boulevard ATMS Project

Fund: 3001	Capital Projects	Center: 414100	CIP-Transportation	Program: 3033	Advanced Traffic Management System							
020.6	Design-LOGT	210,000	0	0	0	0	0	0	0	0	0	210,000
020.7	Design-Grant	150,000	0	0	0	0	0	0	0	0	0	150,000
030.6	Constr-LOGT	0	850,000	130,000	0	0	0	0	0	0	0	980,000
030.7	Constr-Grant	0	850,000	130,000	0	0	0	0	0	0	0	980,000
110.6	Other - LOGT	150,000	200,000	400,000	0	0	0	0	0	0	0	750,000
110.7	Other-Grant	150,000	200,000	400,000	0	0	0	0	0	0	0	750,000
Project Total for : Fund: 3001		<i>Capital Projects</i>	<i>Center: 414100</i>	<i>CIP-Transportation</i>	<i>Program: 3033</i>	<i>Advanced Traffic Management System</i>						
		660,000	2,100,000	1,060,000	0	0	0	0	0	0	0	3,820,000
Total for Project: 000175A		2159 Park Boulevard ATMS Project										
		660,000	2,100,000	1,060,000	0	0	0	0	0	0	0	3,820,000
Funding Source:												
Local Option Gas Tax		360,000	1,050,000	530,000	0	0	0	0	0	0	0	1,940,000
Grant - State		300,000	1,050,000	530,000	0	0	0	0	0	0	0	1,880,000
Funding Total:		660,000	2,100,000	1,060,000	0	0	0	0	0	0	0	3,820,000

Project Description: Design and Construct a new ATMS/ITS system on Park Blvd utilizing funds from 9th Cent Fuel Tax and FDOT Transportation Regional Incentive Program.

Project Classifications:
CIP Phase Design
Location Countywide
Originating Department DEI Public Works
TIF District Countywide

September 23, 2014
Page 18 of 85

	Current Year Estimate	2014	2015	2016	2017	2018	2019	2020	2021	2022	2023	2024	Total
--	-----------------------------	------	------	------	------	------	------	------	------	------	------	------	-------

CIP Phase	Design
Location	St Petersburg
Originating Department	DEI Public Works
Penny Program	Transportation and Traffic Flow
TIF District	Various

September 23, 2014
Page 19 of 85

	Current Year Estimate	2014	2015	2016	2017	2018	2019	2020	2021	2022	2023	2024	Total
--	-----------------------------	------	------	------	------	------	------	------	------	------	------	------	-------

CIP Phase	Construction
Location	Countywide
Originating Department	DEI Public Works
TIF District	Countywide

Pinellas County Capital Improvement Program
Project Budget Detail Report

Parameters: Function: Transportation Budget Type Code: Planning Fund Type: Governmental

		Current Year Estimate	2014	2015	2016	2017	2018	2019	2020	2021	2022	2023	2024	Total
Function: Transportation														
Activity: Road & Street Facilities														
Project: 000182A 921773 Permit Monitoring / Testing Services														
Fund: 3001	Capital Projects	Center: 414100	CIP-Transportation	Program: 3024	Road & Street Support Projects									
030.1	Const-Penny	15,000	150,000	150,000	150,000	150,000	150,000	0	0	0	0	0	0	765,000
030.5	Const- Unfunded	0	0	0	0	0	0	150,000	150,000	150,000	150,000	150,000	150,000	750,000
Project Total for : Fund: 3001			<i>Capital Projects</i>	<i>Center: 414100</i>	<i>CIP-Transportation</i>	<i>Program: 3024</i>	<i>Road & Street Support Projects</i>							
			15,000	150,000	150,000	150,000	150,000	150,000	150,000	150,000	150,000	150,000	150,000	1,515,000
Total for Project: 000182A 921773 Permit Monitoring / Testing Services			15,000	150,000	150,000	150,000	150,000	150,000	150,000	150,000	150,000	150,000	150,000	1,515,000
Funding Source:														
	Unfunded	0	0	0	0	0	0	150,000	150,000	150,000	150,000	150,000	150,000	750,000
	Penny for Pinellas	15,000	150,000	150,000	150,000	150,000	150,000	0	0	0	0	0	0	765,000
Funding Total:			15,000	150,000	150,000	150,000	150,000	150,000	150,000	150,000	150,000	150,000	150,000	1,515,000

Project Description: Funding for planting and monitoring stormwater mgmt facilities to meet permit conditions as required by environmental permitting agencies such as SWFWMD, DEP & ACOE. Project also includes funding for various non-project related test services.

Project Classifications:
CIP Phase Design
Location Countywide
Originating Department DEI Public Works
Penny Program Transportation and Traffic Flow
TIF District Countywide

Pinellas County Capital Improvement Program
Project Budget Detail Report

Parameters: Function: Transportation Budget Type Code: Planning Fund Type: Governmental

		Current Year Estimate	2014	2015	2016	2017	2018	2019	2020	2021	2022	2023	2024	Total
Function: Transportation														
Activity: Road & Street Facilities														
Project: 000186A 922499 Pinellas/Duke Energy Trail Extension														
Fund: 3001	Capital Projects	Center: 414100	CIP-Transportation	Program: 3023	Pinellas Trail Projects									
020.1	Design-Penny	20,000	200,000	156,000	130,000	0	0	0	0	0	0	0	0	506,000
030.1	Constr-Penny	0	0	1,712,000	2,914,000	0	0	0	0	0	0	0	0	4,626,000
Project Total for : Fund: 3001			<i>Capital Projects</i>	<i>Center: 414100</i>	<i>CIP-Transportation</i>	<i>Program: 3023</i>	<i>Pinellas Trail Projects</i>							
			20,000	200,000	1,868,000	3,044,000	0	0	0	0	0	0	0	5,132,000
Total for Project: 000186A			922499 Pinellas/Duke Energy Trail Extension											
			20,000	200,000	1,868,000	3,044,000	0	0	0	0	0	0	0	5,132,000
Funding Source:														
Penny for Pinellas			20,000	200,000	1,868,000	3,044,000	0	0	0	0	0	0	0	5,132,000
Funding Total:			20,000	200,000	1,868,000	3,044,000	0	0	0	0	0	0	0	5,132,000

Project Description: Extension of the Progress Energy Trail from Enterprise Road/US 19 area to SR 590 on Progress Energy / Duke right of way.

Project Classifications:
CIP Phase Design
Location Countywide
Originating Department DEI Public Works
Penny Program Transportation and Traffic Flow
TIF District Countywide

Pinellas County Capital Improvement Program
Project Budget Detail Report

Parameters: Function: Transportation Budget Type Code: Planning Fund Type: Governmental

Current Year Estimate												
2014	2015	2016	2017	2018	2019	2020	2021	2022	2023	2024	Total	

Function: Transportation
Activity: Road & Street Facilities

Project: 000189A 921105 Railroad Crossing Improvements (8411104&8414611)

Fund: 3001	Capital Projects	Center: 414100	CIP-Transportation	Program: 3024	Road & Street Support Projects								
020.1	Design-Penny	26,000	153,000	126,000	0	0	50,000	0	0	0	0	0	355,000
020.5	Design-Unfunded	0	0	0	0	0	0	50,000	0	0	0	0	50,000
030.1	Constr-Penny	509,000	700,000	700,000	0	0	0	0	0	0	0	0	1,909,000
030.5	Constr-Unfunded	0	0	0	0	0	0	250,000	250,000	250,000	250,000	250,000	1,250,000
110.1	Other-Penny	300,000	300,000	300,000	0	0	0	0	0	0	0	0	900,000
Project Total for : Fund: 3001		<i>Capital Projects</i>	<i>Center: 414100</i>	<i>CIP-Transportation</i>	<i>Program: 3024</i>	<i>Road & Street Support Projects</i>							
		835,000	1,153,000	1,126,000	0	0	50,000	300,000	250,000	250,000	250,000	250,000	4,464,000
Total for Project: 000189A		921105 Railroad Crossing Improvements (8411104&8414611)											
		835,000	1,153,000	1,126,000	0	0	50,000	300,000	250,000	250,000	250,000	250,000	4,464,000
Funding Source:													
Unfunded		0	0	0	0	0	0	300,000	250,000	250,000	250,000	250,000	1,300,000
Penny for Pinellas		835,000	1,153,000	1,126,000	0	0	50,000	0	0	0	0	0	3,164,000
Funding Total:		835,000	1,153,000	1,126,000	0	0	50,000	300,000	250,000	250,000	250,000	250,000	4,464,000

Project Description: Improve railroad crossings in coordination with CSX. "Other" category is for payment to CSX for rails and road crossing panels.

Project Classifications:

CIP Phase	Design
Location	Countywide
Originating Department	DEI Public Works
Penny Program	Transportation and Traffic Flow
TIF District	Countywide

Pinellas County Capital Improvement Program
Project Budget Detail Report

Parameters: Function: Transportation Budget Type Code: Planning Fund Type: Governmental

Current Year Estimate												
2014	2015	2016	2017	2018	2019	2020	2021	2022	2023	2024	Total	

Function: Transportation
Activity: Road & Street Facilities

Project: 000192A 921544 Road Resurfacing & Rehabilitation Program

Fund: 3001	Capital Projects	Center: 414100	CIP-Transportation	Program: 3032	Road Resurfacing & Rehabilitation							
030.5	Constr-Unfunded	0	0	0	0	0	7,000,000	7,000,000	7,000,000	7,000,000	7,000,000	35,000,000
030.8	Constr-Penny	8,500,000	7,000,000	7,000,000	7,000,000	5,700,000	4,000,000	0	0	0	0	39,200,000
Project Total for : Fund: 3001		<i>Capital Projects</i>	<i>Center: 414100</i>	<i>CIP-Transportation</i>	<i>Program: 3032</i>	<i>Road Resurfacing & Rehabilitation</i>						
		8,500,000	7,000,000	7,000,000	7,000,000	5,700,000	4,000,000	7,000,000	7,000,000	7,000,000	7,000,000	74,200,000
Total for Project: 000192A		921544 Road Resurfacing & Rehabilitation Program										
		8,500,000	7,000,000	7,000,000	7,000,000	5,700,000	4,000,000	7,000,000	7,000,000	7,000,000	7,000,000	74,200,000
Funding Source:												
Unfunded		0	0	0	0	0	7,000,000	7,000,000	7,000,000	7,000,000	7,000,000	35,000,000
Penny for Pinellas		8,500,000	7,000,000	7,000,000	7,000,000	5,700,000	4,000,000	0	0	0	0	39,200,000
Funding Total:		8,500,000	7,000,000	7,000,000	7,000,000	5,700,000	4,000,000	7,000,000	7,000,000	7,000,000	7,000,000	74,200,000

Project Description: Funding for annual contracts for resurfacing of Countywide arterials, collectors, and local unincorporated area subdivision streets.

Project Classifications:

CIP Phase	Construction
Location	Countywide
Originating Department	DEI Public Works
Penny Program	Transportation and Traffic Flow
TIF District	Countywide

Pinellas County Capital Improvement Program
Project Budget Detail Report

Parameters: Function: Transportation Budget Type Code: Planning Fund Type: Governmental

Current Year Estimate												
	2014	2015	2016	2017	2018	2019	2020	2021	2022	2023	2024	Total
Function: Transportation												
Activity: Road & Street Facilities												
Project: 000195A 1145 Signal System Consultant Services												
Fund: 3001 Capital Projects Center: 414100 CIP-Transportation Program: 3021 Intersection Improvements Projects												
020.1 Design-Penny	150,000	150,000	150,000	150,000	150,000	150,000	38,000	0	0	0	0	938,000
020.5 Design-Unfunded	0	0	0	0	0	0	112,000	150,000	150,000	150,000	150,000	712,000
Project Total for : Fund: 3001 Capital Projects Center: 414100 CIP-Transportation Program: 3021 Intersection Improvements Projects	150,000	150,000	150,000	150,000	150,000	150,000	150,000	150,000	150,000	150,000	150,000	1,650,000
Total for Project: 000195A 1145 Signal System Consultant Services	150,000	150,000	150,000	150,000	150,000	150,000	150,000	150,000	150,000	150,000	150,000	1,650,000
Funding Source:												
Unfunded	0	0	0	0	0	0	112,000	150,000	150,000	150,000	150,000	712,000
Penny for Pinellas	150,000	150,000	150,000	150,000	150,000	150,000	38,000	0	0	0	0	938,000
Funding Total:	150,000	150,000	150,000	150,000	150,000	150,000	150,000	150,000	150,000	150,000	150,000	1,650,000

Project Description: Consultant services for capacity and intersection evaluation and improvements.

Project Classifications:

CIP Phase	Design
Location	Countywide
Originating Department	DEI Public Works
Penny Program	Transportation and Traffic Flow
TIF District	Various

Pinellas County Capital Improvement Program
Project Budget Detail Report

Parameters: Function: Transportation Budget Type Code: Planning Fund Type: Governmental

Current Year Estimate												
2014	2015	2016	2017	2018	2019	2020	2021	2022	2023	2024	Total	

Function: Transportation
Activity: Road & Street Facilities

Project: 000196A 2160 South Loop Fiber Project

Fund: 3001	Capital Projects	Center: 414100	CIP-Transportation	Program: 3033	Advanced Traffic Management System							
030.6	Constr-LOGT	1,500,000	0	0	0	0	0	0	0	0	0	1,500,000
030.7	Constr-Grant	1,500,000	0	0	0	0	0	0	0	0	0	1,500,000
110.6	Other-LOGT	0	290,000	0	0	0	0	0	0	0	0	290,000
110.7	Other-Grant	0	290,000	0	0	0	0	0	0	0	0	290,000
Project Total for : Fund: 3001		Capital Projects	Center: 414100	CIP-Transportation	Program: 3033	Advanced Traffic Management System						
		3,000,000	580,000	0	0	0	0	0	0	0	0	3,580,000
Total for Project: 000196A		2160 South Loop Fiber Project										
		3,000,000	580,000	0	0	0	0	0	0	0	0	3,580,000
Funding Source:												
Local Option Gas Tax		1,500,000	290,000	0	0	0	0	0	0	0	0	1,790,000
Grant - State		1,500,000	290,000	0	0	0	0	0	0	0	0	1,790,000
Funding Total:		3,000,000	580,000	0	0	0	0	0	0	0	0	3,580,000

Project Description: Project will complete the County's Fiber Optic trunkline for the Countywide ATMS/ITS System. ATMS Devices will be installed along primary Alt US 19.

Project Classifications:
CIP Phase Design
Location Countywide
Originating Department DEI Public Works
TIF District Countywide

Pinellas County Capital Improvement Program
Project Budget Detail Report

Parameters: Function: Transportation Budget Type Code: Planning Fund Type: Governmental

Current Year Estimate												
2014	2015	2016	2017	2018	2019	2020	2021	2022	2023	2024	Total	

Function: Transportation
Activity: Road & Street Facilities

Project: 000197A 1809 SR 580 / 584 ATMS

Fund: 3001	Capital Projects	Center: 414100	CIP-Transportation	Program: 3033	Advanced Traffic Management System							
030.6	Constr-LOGT	0	250,000	0	0	0	0	0	0	0	0	250,000
030.7	Constr-Grant	0	250,000	0	0	0	0	0	0	0	0	250,000
110.6	Other-LOGT	125,000	250,000	0	0	0	0	0	0	0	0	375,000
110.7	Other-Grant	125,000	250,000	0	0	0	0	0	0	0	0	375,000
Project Total for : Fund: 3001		Capital Projects	Center: 414100	CIP-Transportation	Program: 3033	Advanced Traffic Management System						
		250,000	1,000,000	0	0	0	0	0	0	0	0	1,250,000
Total for Project: 000197A		1809 SR 580 / 584 ATMS										
		250,000	1,000,000	0	0	0	0	0	0	0	0	1,250,000
Funding Source:												
Local Option Gas Tax		125,000	500,000	0	0	0	0	0	0	0	0	625,000
Grant - State		125,000	500,000	0	0	0	0	0	0	0	0	625,000
Funding Total:		250,000	1,000,000	0	0	0	0	0	0	0	0	1,250,000

Project Description: Design and construct a new ATMS/ITS system on SR 580/SR 584 and SR 586 utilizing funds from 9th Cent Fuel Tax and Transportation Regional Incentive Program.

Project Classifications:
CIP Phase Construction
Location Countywide
Originating Department DEI Public Works
TIF District Palm Harbor Area

Pinellas County Capital Improvement Program
Project Budget Detail Report

Parameters: Function: Transportation Budget Type Code: Planning Fund Type: Governmental

Current Year Estimate												
2014	2015	2016	2017	2018	2019	2020	2021	2022	2023	2024	Total	

Function: Transportation
Activity: Road & Street Facilities

Project: 000198A 1810 SR 60 ATMS / ITS Project - Stage 2

Fund: 3001	Capital Projects	Center: 414100	CIP-Transportation	Program: 3033	Advanced Traffic Management System							
110.6	Other-LOGT	394,400	0	0	0	0	0	0	0	0	0	394,400
110.7	Other-Grant	394,400	0	0	0	0	0	0	0	0	0	394,400
Project Total for : Fund: 3001		<i>Capital Projects</i>	<i>Center: 414100</i>	<i>CIP-Transportation</i>	<i>Program: 3033</i>	<i>Advanced Traffic Management System</i>						
		788,800	0	0	0	0	0	0	0	0	0	788,800
Total for Project: 000198A		<i>1810 SR 60 ATMS / ITS Project - Stage 2</i>										
		788,800	0	0	0	0	0	0	0	0	0	788,800
Funding Source:												
Local Option Gas Tax		394,400	0	0	0	0	0	0	0	0	0	394,400
Grant - State		394,400	0	0	0	0	0	0	0	0	0	394,400
Funding Total:		788,800	0	0	0	0	0	0	0	0	0	788,800

Project Description: Installation of ATMS/ITS system on SR 60; funding provided through Federal appropriations.

Project Classifications:
CIP Phase Construction
Location Countywide
Originating Department DEI Public Works
TIF District Greater Clearwater Area

September 23, 2014
Page 28 of 85

Current Year Estimate	2014	2015	2016	2017	2018	2019	2020	2021	2022	2023	2024	Total
-----------------------------	------	------	------	------	------	------	------	------	------	------	------	-------

Page 8-28

Pinellas County Capital Improvement Program
Project Budget Detail Report

Parameters: Function: Transportation Budget Type Code: Planning Fund Type: Governmental

Current Year Estimate													
2014	2015	2016	2017	2018	2019	2020	2021	2022	2023	2024	Total		
Function: Transportation													
Activity: Road & Street Facilities													
Project: 000206A Starkey Road from Ulmerton Road to East Bay Drive													
Fund: 3001	Capital Projects	Center: 414100	CIP-Transportation	Program: 3020	Arterial Roads Projects								
010.5	Acq-Unfunded	0	0	0	0	0	300,000	0	0	0	0	300,000	
020.5	Design-Unfunded	0	0	0	0	0	200,000	440,000	440,000	0	0	1,080,000	
020.8	Design-Penny	0	0	0	100,000	0	0	0	0	0	0	100,000	
030.5	Constr-Unfunded	0	0	0	0	0	0	4,400,000	4,400,000	0	0	8,800,000	
Project Total for : Fund: 3001		Capital Projects	Center: 414100	CIP-Transportation	Program: 3020	Arterial Roads Projects							
		0	0	0	100,000	0	0	500,000	4,840,000	4,840,000	0	0	10,280,000
Total for Project: 000206A		Starkey Road from Ulmerton Road to East Bay Drive											
		0	0	0	100,000	0	0	500,000	4,840,000	4,840,000	0	0	10,280,000
Funding Source:													
Penny for Pinellas		0	0	0	100,000	0	0	500,000	4,840,000	4,840,000	0	0	10,280,000
Funding Total:		0	0	0	100,000	0	0	500,000	4,840,000	4,840,000	0	0	10,280,000

Project Description: Roadway improvements to include turn lanes, drainage, bicycle lanes, and sidewalks.

Project Classifications:

CIE Elements	Transportation - Traffic Circulation
CIP Phase	Design
County Road Corridor	CR 1
Location	Largo, Belleair, Belleair Bluffs
Originating Department	DEI Public Works
Penny Program	Transportation and Traffic Flow
TIF District	Greater Largo Area

Pinellas County Capital Improvement Program
Project Budget Detail Report

Parameters: Function: Transportation Budget Type Code: Planning Fund Type: Governmental

		Current Year Estimate											
		2014	2015	2016	2017	2018	2019	2020	2021	2022	2023	2024	Total
Function: Transportation													
Activity: Road & Street Facilities													
Project: 000216A		921320 Underdrain Annual Contracts											
Fund: 3001	Capital Projects	Center: 414100	CIP-Transportation	Program: 3024	Road & Street Support Projects								
020.1	Design-Penny	30,000	36,000	36,000	36,000	36,000	36,000	42,000	0	0	0	0	252,000
020.5	Design-Unfunded	0	0	0	0	0	0	20,000	40,000	40,000	40,000	40,000	180,000
030.1	Constr-Penny	300,000	364,000	364,000	364,000	364,000	364,000	225,000	0	0	0	0	2,345,000
030.5	Constr-Unfunded	0	0	0	0	0	0	200,000	400,000	400,000	400,000	400,000	1,800,000
Project Total for : Fund: 3001		Capital Projects	Center: 414100	CIP-Transportation	Program: 3024	Road & Street Support Projects							
		330,000	400,000	400,000	400,000	400,000	400,000	487,000	440,000	440,000	440,000	440,000	4,577,000
Total for Project: 000216A		921320 Underdrain Annual Contracts											
		330,000	400,000	400,000	400,000	400,000	400,000	487,000	440,000	440,000	440,000	440,000	4,577,000
Funding Source:													
Unfunded		0	0	0	0	0	0	220,000	440,000	440,000	440,000	440,000	1,980,000
Penny for Pinellas		330,000	400,000	400,000	400,000	400,000	400,000	267,000	0	0	0	0	2,597,000
Funding Total:		330,000	400,000	400,000	400,000	400,000	400,000	487,000	440,000	440,000	440,000	440,000	4,577,000

Project Description: Funding for construction of underdrains for County roads at various locations to prevent road failures and extend roadway life.

Project Classifications:

CIP Phase	Construction
Location	Countywide
Originating Department	DEI Public Works
Penny Program	Transportation and Traffic Flow
TIF District	Countywide

Pinellas County Capital Improvement Program Project Budget Detail Report

September 23, 2014

Page 31 of 85

Parameters: Function: Transportation Budget Type Code: Planning Fund Type: Governmental

Current Year Estimate	2014	2015	2016	2017	2018	2019	2020	2021	2022	2023	2024	Total
-----------------------	------	------	------	------	------	------	------	------	------	------	------	-------

Function: Transportation

Activity: Road & Street Facilities

Project: 000297A 1618 118th Avenue Expressway

Fund: 3001	Capital Projects	Center: 414100	CIP-Transportation	Program: 3020	Arterial Roads Projects								
110.1	Other-Penny	0	0	22,392,880	17,920,000	8,960,000	4,160,000	2,817,120	0	0	0	0	56,250,000
Project Total for : Fund: 3001		Capital Projects	Center: 414100	CIP-Transportation	Program: 3020	Arterial Roads Projects							
		0	0	22,392,880	17,920,000	8,960,000	4,160,000	2,817,120	0	0	0	0	56,250,000
Total for Project: 000297A		1618 118th Avenue Expressway											
		0	0	22,392,880	17,920,000	8,960,000	4,160,000	2,817,120	0	0	0	0	56,250,000
Funding Source:													
	Penny for Pinellas	0	0	22,392,880	17,920,000	8,960,000	4,160,000	2,817,120	0	0	0	0	56,250,000
Funding Total:		0	0	22,392,880	17,920,000	8,960,000	4,160,000	2,817,120	0	0	0	0	56,250,000

Project Description: Funding commitment to FDOT for project design and construction.

Project Classifications:

CIP Phase	Planned
Location	Largo, Belleair, Belleair Bluffs
Originating Department	DEI Public Works
Penny Program	Transportation and Traffic Flow
TIF District	Various

Pinellas County Capital Improvement Program
Project Budget Detail Report

Parameters: Function: Transportation Budget Type Code: Planning Fund Type: Governmental

Current Year Estimate												
2014	2015	2016	2017	2018	2019	2020	2021	2022	2023	2024	Total	

Function: Transportation
Activity: Road & Street Facilities

Project: 000322A 2294 Bryan Dairy Road ATMS/ITS Improvements

Fund: 3001	Capital Projects	Center: 414100	CIP-Transportation	Program: 3033	Advanced Traffic Management System							
020.6	Design-LOGT	150,000	10,000	0	0	0	0	0	0	0	0	160,000
020.7	Design-Grant	150,000	10,000	0	0	0	0	0	0	0	0	160,000
030.6	Constr-LOGT	0	625,000	350,000	250,000	0	0	0	0	0	0	1,225,000
030.7	Constr-Grant	0	625,000	350,000	250,000	0	0	0	0	0	0	1,225,000
110.6	Other-LOGT	150,000	200,000	250,000	0	0	0	0	0	0	0	600,000
110.7	Other-Grant	150,000	200,000	250,000	0	0	0	0	0	0	0	600,000
Project Total for : Fund: 3001		<i>Capital Projects</i>	<i>Center: 414100</i>	<i>CIP-Transportation</i>	<i>Program: 3033</i>	<i>Advanced Traffic Management System</i>						
		600,000	1,670,000	1,200,000	500,000	0	0	0	0	0	0	3,970,000
Total for Project: 000322A		2294 Bryan Dairy Road ATMS/ITS Improvements										
		600,000	1,670,000	1,200,000	500,000	0	0	0	0	0	0	3,970,000
Funding Source:												
Local Option Gas Tax		300,000	835,000	600,000	250,000	0	0	0	0	0	0	1,985,000
Grant - State		300,000	835,000	600,000	250,000	0	0	0	0	0	0	1,985,000
Funding Total:		600,000	1,670,000	1,200,000	500,000	0	0	0	0	0	0	3,970,000

Project Description: Design and installation of ATMS/ITS on Bryan Dairy Road utilizing funds from 9th Cent Fuel Tax and FDOT Transportation Regional Incentive Program.

Project Classifications:
CIP Phase Design
Location Tarpon Springs
Originating Department DEI Public Works
TIF District Greater Tarpon Springs

September 23, 2014
Page 33 of 85

	Current Year Estimate	2014	2015	2016	2017	2018	2019	2020	2021	2022	2023	2024	Total
--	-----------------------------	------	------	------	------	------	------	------	------	------	------	------	-------

MPO Transportation Improvement Program 2014/15 - 2018/19 Page 8-33

Pinellas County Capital Improvement Program
Project Budget Detail Report

Parameters: Function: Transportation Budget Type Code: Planning Fund Type: Governmental

Current Year Estimate												
2014	2015	2016	2017	2018	2019	2020	2021	2022	2023	2024	Total	

Function: Transportation
Activity: Road & Street Facilities

Project: 000326A 2295 SR 693 ATMS/ITS Improvements

Fund: 3001	Capital Projects	Center: 414100	CIP-Transportation	Program: 3033	Advanced Traffic Management System							
020.6	Design-LOGT	200,000	50,000	25,000	0	0	0	0	0	0	0	275,000
020.7	Design-Grant	200,000	50,000	25,000	0	0	0	0	0	0	0	275,000
030.6	Constr-LOGT	0	950,000	425,000	100,000	0	0	0	0	0	0	1,475,000
030.7	Constr-Grant	0	950,000	425,000	100,000	0	0	0	0	0	0	1,475,000
110.6	Other-LOGT	0	600,000	325,000	210,000	0	0	0	0	0	0	1,135,000
110.7	Other-Grant	0	600,000	325,000	210,000	0	0	0	0	0	0	1,135,000
Project Total for : Fund: 3001		<i>Capital Projects</i>	<i>Center: 414100</i>	<i>CIP-Transportation</i>	<i>Program: 3033</i>	<i>Advanced Traffic Management System</i>						
		400,000	3,200,000	1,550,000	620,000	0	0	0	0	0	0	5,770,000
Total for Project: 000326A		2295 SR 693 ATMS/ITS Improvements										
		400,000	3,200,000	1,550,000	620,000	0	0	0	0	0	0	5,770,000
Funding Source:												
Local Option Gas Tax		200,000	1,600,000	775,000	310,000	0	0	0	0	0	0	2,885,000
Grant - State		200,000	1,600,000	775,000	310,000	0	0	0	0	0	0	2,885,000
Funding Total:		400,000	3,200,000	1,550,000	620,000	0	0	0	0	0	0	5,770,000

Project Description: Design and construct a new ATMS/ITS system on 66th Street utilizing funds from 9th Cent Fuel Tax and FDOT Transportation Regional Incentive Program TRIP.

Project Classifications:
CIP Phase Design
Location Tarpon Springs
Originating Department DEI Public Works
TIF District Greater Tarpon Springs

Pinellas County Capital Improvement Program
Project Budget Detail Report

Parameters: Function: Transportation Budget Type Code: Planning Fund Type: Governmental

		Current Year Estimate	2014	2015	2016	2017	2018	2019	2020	2021	2022	2023	2024	Total
Function: Transportation														
Activity: Road & Street Facilities														
Project: 000327A 2268 Sunset Point Road SRTS Sidewalk Improvements														
Fund: 3001	Capital Projects	Center: 414100	CIP-Transportation	Program: 3026	Sidewalks Projects									
020.1	Design-Penny	30,000	0	0	0	0	0	0	0	0	0	0	0	30,000
030.1	Constr-Penny	300,000	0	0	0	0	0	0	0	0	0	0	0	300,000
030.4	Constr-Grant	76,700	0	0	0	0	0	0	0	0	0	0	0	76,700
Project Total for : Fund: 3001		<i>Capital Projects</i>	<i>Center: 414100</i>	<i>CIP-Transportation</i>	<i>Program: 3026</i>	<i>Sidewalks Projects</i>								
		406,700	0	0	0	0	0	0	0	0	0	0	0	406,700
Total for Project: 000327A		2268 Sunset Point Road SRTS Sidewalk Improvements												
		406,700	0	0	0	0	0	0	0	0	0	0	0	406,700
Funding Source:														
Penny for Pinellas		330,000	0	0	0	0	0	0	0	0	0	0	0	330,000
Grant - Federal		76,700	0	0	0	0	0	0	0	0	0	0	0	76,700
Funding Total:		406,700	0	0	0	0	0	0	0	0	0	0	0	406,700

Project Description: Install sidewalk primarily along south side of Sunset Point Road as part of the Safe Routes to School Program. Project will be designed and constructed by Pinellas County.

Project Classifications:

CIP Phase	Design
Location	Clearwater
Originating Department	DEI Public Works
Penny Program	Transportation and Traffic Flow
TIF District	Various

Pinellas County Capital Improvement Program
Project Budget Detail Report

Parameters: Function: Transportation Budget Type Code: Planning Fund Type: Governmental

Current Year Estimate												
2014	2015	2016	2017	2018	2019	2020	2021	2022	2023	2024	Total	

Function: Transportation
Activity: Road & Street Facilities

Project: 000329A 2269 Union St SRTS Sidewalk Improvements

Fund: 3001	Capital Projects	Center: 414100	CIP-Transportation	Program: 3026	Sidewalks Projects								
020.1	Design-Penny	60,000	0	0	0	0	0	0	0	0	0	0	60,000
030.1	Constr-Penny	230,000	0	0	0	0	0	0	0	0	0	0	230,000
030.3	Constr-Grant	232,000	0	0	0	0	0	0	0	0	0	0	232,000
Project Total for : Fund: 3001		<i>Capital Projects</i>	<i>Center: 414100</i>	<i>CIP-Transportation</i>	<i>Program: 3026</i>	<i>Sidewalks Projects</i>							
		522,000	0	0	0	0	0	0	0	0	0	0	522,000
Total for Project: 000329A		<i>2269 Union St SRTS Sidewalk Improvements</i>											
		522,000	0	0	0	0	0	0	0	0	0	0	522,000
Funding Source:													
	Penny for Pinellas	290,000	0	0	0	0	0	0	0	0	0	0	290,000
	Grant - Federal	232,000	0	0	0	0	0	0	0	0	0	0	232,000
Funding Total:		522,000	0	0	0	0	0	0	0	0	0	0	522,000

Project Description: Install sidewalk along south side of Union Street as part of the Safe Routes to School Program. Project will be designed and constructed by Pinellas County.

Project Classifications:

CIP Phase	Design
Location	Dunedin
Originating Department	DEI Public Works
Penny Program	Transportation and Traffic Flow
TIF District	Various

Pinellas County Capital Improvement Program
Project Budget Detail Report

Parameters: Function: Transportation Budget Type Code: Planning Fund Type: Governmental

Current Year Estimate												
2014	2015	2016	2017	2018	2019	2020	2021	2022	2023	2024	Total	

Function: Transportation
Activity: Road & Street Facilities

Project: 000332A 2266 Nursery Rd SRTS Sidewalk Improvements-Ph 1B

Fund: 3001	Capital Projects	Center: 414100	CIP-Transportation	Program: 3026	Sidewalks Projects								
020.3	Design-Grant	50,000	0	0	0	0	0	0	0	0	0	0	50,000
030.3	Constr-Grant	100,000	0	0	0	0	0	0	0	0	0	0	100,000
Project Total for : Fund: 3001		Capital Projects	Center: 414100	CIP-Transportation	Program: 3026	Sidewalks Projects							
		150,000	0	0	0	0	0	0	0	0	0	0	150,000
Total for Project: 000332A 2266 Nursery Rd SRTS Sidewalk Improvements-Ph 1B		150,000	0	0	0	0	0	0	0	0	0	0	150,000
Funding Source:													
Grant - Federal		150,000	0	0	0	0	0	0	0	0	0	0	150,000
Funding Total:		150,000	0	0	0	0	0	0	0	0	0	0	150,000

Project Description: Install sidewalk along south side of Nursery Road as part of the Safe Routes to school Program. Project being designed by FDOT consultant and constructed by Pinellas County. Project to be done in conjunction with Phases 1A and 2.

Project Classifications:
CIP Phase Construction
Location Largo, Belleair, Belleair Bluffs
Originating Department DEI Public Works
TIF District Various

Pinellas County Capital Improvement Program
Project Budget Detail Report

Parameters: Function: Transportation Budget Type Code: Planning Fund Type: Governmental

		Current Year Estimate	2014	2015	2016	2017	2018	2019	2020	2021	2022	2023	2024	Total
Function: Transportation														
Activity: Road & Street Facilities														
Project: 000343A 1938 Belleair Rd at Keene Rd Intersection Improvements														
Fund: 3001	Capital Projects	Center: 414100	CIP-Transportation	Program: 3021	Intersection Improvements Projects									
020.1	Design-Penny	10,000	0	0	0	0	0	0	0	0	0	0	0	10,000
030.1	Constr-Penny	50,000	0	0	0	0	0	0	0	0	0	0	0	50,000
Project Total for : Fund: 3001		<i>Capital Projects</i>	<i>Center: 414100</i>	<i>CIP-Transportation</i>	<i>Program: 3021</i>	<i>Intersection Improvements Projects</i>								
		60,000	0	0	0	0	0	0	0	0	0	0	0	60,000
Total for Project: 000343A		1938 Belleair Rd at Keene Rd Intersection Improvements												
		60,000	0	0	0	0	0	0	0	0	0	0	0	60,000
Funding Source:														
Penny for Pinellas		60,000	0	0	0	0	0	0	0	0	0	0	0	60,000
Funding Total:		60,000	0	0	0	0	0	0	0	0	0	0	0	60,000

Project Description: Construct left and right turn lanes on Belleair Road at Keene Road.

Project Classifications:

CIP Phase	Construction
Location	Largo, Belleair, Belleair Bluffs
Originating Department	DEI Public Works
Penny Program	Transportation and Traffic Flow
TIF District	Various

Pinellas County Capital Improvement Program
Project Budget Detail Report

Parameters: Function: Transportation Budget Type Code: Planning Fund Type: Governmental

		Current Year Estimate	2014	2015	2016	2017	2018	2019	2020	2021	2022	2023	2024	Total
Function: Transportation														
Activity: Road & Street Facilities														
Project: 000404A US 19 Mid-County ATMS/ITS Improvements from 49th St to 126th Ave														
Fund: 3001	Capital Projects	Center: 414100	CIP-Transportation	Program: 3033	Advanced Traffic Management System									
020.7	Design-Grant	80,000	0	0	0	0	0	0	0	0	0	0	0	80,000
030.7	Constr-Grant	0	370,000	0	0	0	0	0	0	0	0	0	0	370,000
110.7	Other-Grant	0	400,000	0	0	0	0	0	0	0	0	0	0	400,000
Project Total for : Fund: 3001		<i>Capital Projects</i>	<i>Center: 414100</i>	<i>CIP-Transportation</i>	<i>Program: 3033</i>	<i>Advanced Traffic Management System</i>								
		80,000	770,000	0	0	0	0	0	0	0	0	0	0	850,000
Total for Project: 000404A		US 19 Mid-County ATMS/ITS Improvements from 49th St to 126th Ave												
		80,000	770,000	0	0	0	0	0	0	0	0	0	0	850,000
Funding Source:														
Grant - State		80,000	770,000	0	0	0	0	0	0	0	0	0	0	850,000
Funding Total:		80,000	770,000	0	0	0	0	0	0	0	0	0	0	850,000

Project Description: Installation of fiber optic cable and ATMS/ITS equipment, including dynamic message signs, and intergration into the countywide ATMS/ITS system on US 19 from 49th St N to 126th Ave N.

Project Classifications:	
CIE Elements	Not Applicable
CIP Phase	Construction
County Road Corridor	Not Applicable
Location	Countywide
Originating Department	DEI Public Works
TIF District	Various

Pinellas County Capital Improvement Program
Project Budget Detail Report

Parameters: Function: Transportation Budget Type Code: Planning Fund Type: Governmental

		Current Year Estimate	2014	2015	2016	2017	2018	2019	2020	2021	2022	2023	2024	Total
Function: Transportation														
Activity: Road & Street Facilities														
Project: 000423A Dunedin Causeway Bridge Project Development & Environment (PD&E) Study														
Fund: 3001	Capital Projects	Center: 414100	CIP-Transportation	Program: 3031	Bridges-Repair & Improvement									
020.1	Design-Penny	50,000	450,000	400,000	100,000	0	0	0	0	0	0	0	0	1,000,000
Project Total for : Fund: 3001		<i>Capital Projects</i>	<i>Center: 414100</i>	<i>CIP-Transportation</i>	<i>Program: 3031</i>	<i>Bridges-Repair & Improvement</i>								
		50,000	450,000	400,000	100,000	0	0	0	0	0	0	0	0	1,000,000
Total for Project: 000423A		Dunedin Causeway Bridge Project Development & Environment (PD&E) Study												
		50,000	450,000	400,000	100,000	0	0	0	0	0	0	0	0	1,000,000
Funding Source:														
	Penny for Pinellas	50,000	450,000	400,000	100,000	0	0	0	0	0	0	0	0	1,000,000
Funding Total:		50,000	450,000	400,000	100,000	0	0	0	0	0	0	0	0	1,000,000

Project Description: Project Development & Environment Study (PD&E) in FY14 - FY17 to determine the type of improvements or replacements necessary.

Project Classifications:	
CIE Elements	Not Applicable
CIP Phase	Construction
County Road Corridor	Not Applicable
Location	Dunedin
Originating Department	DEI Public Works
Penny Program	Transportation and Traffic Flow
TIF District	Greater Dunedin Area

Pinellas County Capital Improvement Program
Project Budget Detail Report

Parameters: Function: Transportation Budget Type Code: Planning Fund Type: Governmental

Current Year Estimate													
2014	2015	2016	2017	2018	2019	2020	2021	2022	2023	2024	Total		
Function: Transportation													
Activity: Road & Street Facilities													
Project: 000697A Park Street (CR1) bridge Widening over Cross Bayou Canal													
Fund: 3001 020.1	Capital Projects Design-Penny	Center: 414100 50,000	CIP-Transportation 0	Program: 3031 0	Bridges-Repair & Improvement 0 0 0			0	0	0	0	0	50,000
Project Total for : Fund: 3001		Capital Projects 50,000	Center: 414100 0	CIP-Transportation 0	Program: 3031 0	Bridges-Repair & Improvement 0 0 0			0	0	0	0	50,000
Total for Project: 000697A		50,000	0	0	0	0	0	0	0	0	0	0	50,000
Funding Source:													
Penny for Pinellas		50,000	0	0	0	0	0	0	0	0	0	0	50,000
Funding Total:		50,000	0	0	0	0	0	0	0	0	0	0	50,000

Project Description: Widening the northbound and southbound existing bridges on Park Street, to include sidewalks, shoulders and bike lanes, in accordance with traffic safety study. (# 150071 & 150139)

Project Classifications:	
CIE Elements	Not Applicable
CIP Phase	Construction
County Road Corridor	Not Applicable
Location	Seminole
Originating Department	DEI Public Works
Penny Program	Transportation and Traffic Flow
TIF District	Various

Pinellas County Capital Improvement Program
Project Budget Detail Report

Parameters: Function: Transportation Budget Type Code: Planning Fund Type: Governmental

Current Year Estimate												
2014	2015	2016	2017	2018	2019	2020	2021	2022	2023	2024	Total	

Function: Transportation
Activity: Road & Street Facilities

Project: 000700A Westwinds Drive Bridge Replacement over Westwind Canal

Fund: 3001	Capital Projects	Center: 414100	CIP-Transportation	Program: 3031	Bridges-Repair & Improvement								
020.1	Design-Penny	75,000	100,000	60,000	20,000	0	0	0	0	0	0	0	255,000
030.1	Constr-Penny	0	0	600,000	200,000	0	0	0	0	0	0	0	800,000
Project Total for : Fund: 3001		<i>Capital Projects</i>	<i>Center: 414100</i>	<i>CIP-Transportation</i>	<i>Program: 3031</i>	<i>Bridges-Repair & Improvement</i>							
		75,000	100,000	660,000	220,000	0	0	0	0	0	0	0	1,055,000
Total for Project: 000700A		Westwinds Drive Bridge Replacement over Westwind Canal											
		75,000	100,000	660,000	220,000	0	0	0	0	0	0	0	1,055,000
Funding Source:													
	Penny for Pinellas	75,000	100,000	660,000	220,000	0	0	0	0	0	0	0	1,055,000
Funding Total:		75,000	100,000	660,000	220,000	0	0	0	0	0	0	0	1,055,000

Project Description: Bridge replacement (# 154003)

Project Classifications:	
CIE Elements	Not Applicable
CIP Phase	Construction
County Road Corridor	Not Applicable
Location	Tarpon Springs
Originating Department	DEI Public Works
Penny Program	Transportation and Traffic Flow
TIF District	Various

Pinellas County Capital Improvement Program
Project Budget Detail Report

Parameters: Function: Transportation Budget Type Code: Planning Fund Type: Governmental

Current Year Estimate												
2014	2015	2016	2017	2018	2019	2020	2021	2022	2023	2024	Total	

Function: Transportation
Activity: Road & Street Facilities

Project: 000702A Crosswinds Drive Bridge Replacement over Crosswinds Canal

Fund: 3001	Capital Projects	Center: 414100	CIP-Transportation	Program: 3031	Bridges-Repair & Improvement								
020.1	Design-Penny	30,000	50,000	40,000	400,000	0	0	0	0	0	0	0	520,000
030.1	Constr-Penny	0	0	400,000	400,000	0	0	0	0	0	0	0	800,000
Project Total for : Fund: 3001		<i>Capital Projects</i>	<i>Center: 414100</i>	<i>CIP-Transportation</i>	<i>Program: 3031</i>	<i>Bridges-Repair & Improvement</i>							
		30,000	50,000	440,000	800,000	0	0	0	0	0	0	0	1,320,000
Total for Project: 000702A		<i>Crosswinds Drive Bridge Replacement over Crosswinds Canal</i>											
		30,000	50,000	440,000	800,000	0	0	0	0	0	0	0	1,320,000
Funding Source:													
	Penny for Pinellas	30,000	50,000	440,000	800,000	0	0	0	0	0	0	0	1,320,000
Funding Total:		30,000	50,000	440,000	800,000	0	0	0	0	0	0	0	1,320,000

Project Description: Bridge replacement (# 154004)

Project Classifications:	
CIE Elements	Not Applicable
CIP Phase	Construction
County Road Corridor	Not Applicable
Location	Tarpon Springs
Originating Department	DEI Public Works
Penny Program	Transportation and Traffic Flow
TIF District	Various

Pinellas County Capital Improvement Program
Project Budget Detail Report

Parameters: Function: Transportation Budget Type Code: Planning Fund Type: Governmental

Current Year Estimate												
	2014	2015	2016	2017	2018	2019	2020	2021	2022	2023	2024	Total
Function: Transportation												
Activity: Road & Street Facilities												
Project: 000965A 1624 Arterial Road Improvement Program												
Fund: 3001 Capital Projects Center: 414100 CIP-Transportation Program: 3020 Arterial Roads Projects												
030.5 Constr-Unfunded 0 0 0 0 0 0 750,000 1,000,000 1,000,000 1,000,000 1,000,000 4,750,000												
<i>Project Total for : Fund: 3001 Capital Projects Center: 414100 CIP-Transportation Program: 3020 Arterial Roads Projects</i>												
0 0 0 0 0 0 0 750,000 1,000,000 1,000,000 1,000,000 1,000,000 4,750,000												
<i>Total for Project: 000965A 1624 Arterial Road Improvement Program</i>												
0 0 0 0 0 0 0 750,000 1,000,000 1,000,000 1,000,000 1,000,000 4,750,000												
Funding Source:												
Unfunded	0	0	0	0	0	0	750,000	1,000,000	1,000,000	1,000,000	1,000,000	4,750,000
<i>Funding Total:</i>	0	0	0	0	0	0	750,000	1,000,000	1,000,000	1,000,000	1,000,000	4,750,000

Project Description: Funding provided for various arterial roadway improvements. Projects to be selected from prioritized list.

Project Classifications:	
CIE Elements	Not Applicable
CIP Phase	Construction
County Road Corridor	CR 1
Location	Countywide
Originating Department	DEI Public Works
Penny Program	Transportation and Traffic Flow
TIF District	Various

Pinellas County Capital Improvement Program
Project Budget Detail Report

Parameters: Function: Transportation Budget Type Code: Planning Fund Type: Governmental

		Current Year Estimate	2014	2015	2016	2017	2018	2019	2020	2021	2022	2023	2024	Total
Function: Transportation														
Activity: Road & Street Facilities														
Project: 000966A 1533 Countywide Road Improvement Program														
Fund: 3001	Capital Projects	Center: 414100	CIP-Transportation	Program: 3022	Local Streets/Collector Projects									
030.1	Constr-Penny	50,000	50,000	50,000	50,000	50,000	50,000	0	0	0	0	0	0	300,000
030.5	Constr-Unfunded	0	0	0	0	0	0	1,000,000	1,000,000	1,000,000	1,000,000	1,000,000	1,000,000	5,000,000
Project Total for : Fund: 3001		<i>Capital Projects</i>	<i>Center: 414100</i>	<i>CIP-Transportation</i>	<i>Program: 3022</i>	<i>Local Streets/Collector Projects</i>								
		50,000	50,000	50,000	50,000	50,000	50,000	1,000,000	1,000,000	1,000,000	1,000,000	1,000,000	1,000,000	5,300,000
Total for Project: 000966A		1533 Countywide Road Improvement Program												
		50,000	50,000	50,000	50,000	50,000	50,000	1,000,000	1,000,000	1,000,000	1,000,000	1,000,000	1,000,000	5,300,000
Funding Source:														
Unfunded		0	0	0	0	0	0	1,000,000	1,000,000	1,000,000	1,000,000	1,000,000	1,000,000	5,000,000
Penny for Pinellas		50,000	50,000	50,000	50,000	50,000	50,000	0	0	0	0	0	0	300,000
Funding Total:		50,000	50,000	50,000	50,000	50,000	50,000	1,000,000	1,000,000	1,000,000	1,000,000	1,000,000	1,000,000	5,300,000

Project Description: Funding provided for various Countywide road improvements. Projects to be selected from prioritized list.

Project Classifications:	
CIE Elements	Not Applicable
CIP Phase	Construction
County Road Corridor	Not Applicable
Location	Countywide
Originating Department	DEI Public Works
Penny Program	Transportation and Traffic Flow
TIF District	Countywide

Pinellas County Capital Improvement Program
Project Budget Detail Report

Parameters: Function: Transportation Budget Type Code: Planning Fund Type: Governmental

		Current Year Estimate	2014	2015	2016	2017	2018	2019	2020	2021	2022	2023	2024	Total
Function: Transportation														
Activity: Road & Street Facilities														
Project: 000967A		2351 Pinellas Trail Extension Program												
Fund: 3001 030.1	Capital Projects Constr-Penny	Center: 414100 0	CIP-Transportation 0	Program: 3023 0	Pinellas Trail Projects 3,077,1000000000									
Project Total for : Fund: 3001		Capital Projects 0	Center: 414100 0	CIP-Transportation 0	Program: 3023 3,077,100	Pinellas Trail Projects 000000000								
Total for Project: 000967A		2351 Pinellas Trail Extension Program 000000000												
Funding Source: Penny for Pinellas		0	0	0	3,077,100	0	0	0	0	0	0	0	0	3,077,100
Funding Total:		0	0	0	3,077,100	0	0	0	0	0	0	0	0	3,077,100

Project Description: Pinellas Trail Extension Program

Project Classifications:

CIE Elements	Not Applicable
CIP Phase	Construction
County Road Corridor	Not Applicable
Location	Countywide
Originating Department	DEI Public Works
Penny Program	Transportation and Traffic Flow

Pinellas County Capital Improvement Program Project Budget Detail Report

September 23, 2014

Page 47 of 85

Parameters: Function: Transportation Budget Type Code: Planning Fund Type: Governmental

Current Year Estimate	2014	2015	2016	2017	2018	2019	2020	2021	2022	2023	2024	Total
-----------------------	------	------	------	------	------	------	------	------	------	------	------	-------

Function: Transportation

Activity: Road & Street Facilities

Project: 000984A 2183 Friendship Trail Bridge Demolition[illegible]

Project Description: Pinellas County contributory funds to demolish the Friendship Trail Bridge.

Project Classifications:

CIE Elements	Not Applicable
CIP Phase	Construction
County Road Corridor	Not Applicable
Location	St Petersburg
Originating Department	DEI Public Works
Penny Program	Transportation and Traffic Flow

Pinellas County Capital Improvement Program
Project Budget Detail Report

Parameters: Function: Transportation Budget Type Code: Planning Fund Type: Governmental

		Current Year Estimate	2014	2015	2016	2017	2018	2019	2020	2021	2022	2023	2024	Total
Function: Transportation														
Activity: Road & Street Facilities														
Project: 001018A Betty Lane at Sunset Point Road - Intersection Improvements														
Fund: 3001	Capital Projects	Center: 414100	CIP-Transportation	Program: 3021	Intersection Improvements Projects									
020.1	Design-Penny	50,000	200,000	80,000	120,000	0	0	0	0	0	0	0	0	450,000
030.1	Constr-Penny	0	0	800,000	1,200,000	0	0	0	0	0	0	0	0	2,000,000
Project Total for : Fund: 3001		<i>Capital Projects</i>	<i>Center: 414100</i>	<i>CIP-Transportation</i>	<i>Program: 3021</i>	<i>Intersection Improvements Projects</i>								
		50,000	200,000	880,000	1,320,000	0	0	0	0	0	0	0	0	2,450,000
Total for Project: 001018A		Betty Lane at Sunset Point Road - Intersection Improvements												
		50,000	200,000	880,000	1,320,000	0	0	0	0	0	0	0	0	2,450,000
Funding Source:														
Penny for Pinellas		50,000	200,000	880,000	1,320,000	0	0	0	0	0	0	0	0	2,450,000
Funding Total:		50,000	200,000	880,000	1,320,000	0	0	0	0	0	0	0	0	2,450,000

Project Description: Intersection Improvements including construction of left turn lanes and bridge reconstruction at Sunset Point Road.

Project Classifications:	
CIE Elements	Not Applicable
CIP Phase	Design
County Road Corridor	Not Applicable
Location	Clearwater
Originating Department	DEI Public Works
Penny Program	Transportation and Traffic Flow
TIF District	Countywide

Pinellas County Capital Improvement Program
Project Budget Detail Report

Parameters: Function: Transportation Budget Type Code: Planning Fund Type: Governmental

		Current Year Estimate	2014	2015	2016	2017	2018	2019	2020	2021	2022	2023	2024	Total
Function: Transportation														
Activity: Road & Street Facilities														
Project: 001020A N.E. Coachman Road at Coachman Road Intersection Improvements														
Fund: 3001	Capital Projects	Center: 414100	CIP-Transportation	Program: 3021	Intersection Improvements Projects									
020.1	Design-Penny	50,000	100,000	70,000	20,000	0	0	0	0	0	0	0	0	240,000
030.1	Constr-Penny	0	0	700,000	200,000	0	0	0	0	0	0	0	0	900,000
Project Total for : Fund: 3001		<i>Capital Projects</i>	<i>Center: 414100</i>	<i>CIP-Transportation</i>	<i>Program: 3021</i>	<i>Intersection Improvements Projects</i>								
		50,000	100,000	770,000	220,000	0	0	0	0	0	0	0	0	1,140,000
Total for Project: 001020A		N.E. Coachman Road at Coachman Road Intersection Improvements												
		50,000	100,000	770,000	220,000	0	0	0	0	0	0	0	0	1,140,000
Funding Source:														
Penny for Pinellas		50,000	100,000	770,000	220,000	0	0	0	0	0	0	0	0	1,140,000
Funding Total:		50,000	100,000	770,000	220,000	0	0	0	0	0	0	0	0	1,140,000

Project Description: Intersection improvements including construction of left turn lanes.

Project Classifications:

CIE Elements	Not Applicable
CIP Phase	Design
County Road Corridor	Not Applicable
Location	Clearwater
Originating Department	DEI Public Works
Penny Program	Transportation and Traffic Flow
TIF District	Countywide

Pinellas County Capital Improvement Program
Project Budget Detail Report

Parameters: Function: Transportation Budget Type Code: Planning Fund Type: Governmental

Current Year Estimate												
	2014	2015	2016	2017	2018	2019	2020	2021	2022	2023	2024	Total
Function: Transportation												
Activity: Road & Street Facilities												
Project: 001021A Belcher Road at Belleair Road Intersection Improvements												
Fund: 3001	Capital Projects	Center: 414100	CIP-Transportation	Program: 3021	Intersection Improvements Projects							
020.1	Design-Penny	50,000	30,000	30,000	0	0	0	0	0	0	0	110,000
020.4	Design-Grant	50,000	30,000	30,000	0	0	0	0	0	0	0	110,000
030.1	Constr-Penny	0	300,000	300,000	0	0	0	0	0	0	0	600,000
030.4	Constr-Grant	0	300,000	300,000	0	0	0	0	0	0	0	600,000
Project Total for : Fund: 3001 Capital Projects Center: 414100 CIP-Transportation Program: 3021 Intersection Improvements Projects												
	100,000	660,000	660,000	0	0	0	0	0	0	0	0	1,420,000
Total for Project: 001021A Belcher Road at Belleair Road Intersection Improvements												
	100,000	660,000	660,000	0	0	0	0	0	0	0	0	1,420,000
Funding Source:												
	Grant - State	50,000	330,000	330,000	0	0	0	0	0	0	0	710,000
	Penny for Pinellas	50,000	330,000	330,000	0	0	0	0	0	0	0	710,000
Funding Total:												
	100,000	660,000	660,000	0	0	0	0	0	0	0	0	1,420,000

Project Description: Intersection improvements including right turn lanes on the east and west legs of Belleair Road and extend the left turn lane on the east leg.

Project Classifications:

CIE Elements	Not Applicable
CIP Phase	Design
County Road Corridor	Not Applicable
Location	Largo, Belleair, Belleair Bluffs
Originating Department	DEI Public Works
Penny Program	Transportation and Traffic Flow
TIF District	Countywide

Pinellas County Capital Improvement Program
Project Budget Detail Report

Parameters: Function: Transportation Budget Type Code: Planning Fund Type: Governmental

Current Year Estimate												
	2014	2015	2016	2017	2018	2019	2020	2021	2022	2023	2024	Total
Function: Transportation												
Activity: Road & Street Facilities												
Project: 001022A 102nd Avenue N at Antilles Drive Intersection Improvements												
Fund: 3001	Capital Projects	Center: 414100	CIP-Transportation	Program: 3021	Intersection Improvements Projects							
020.1	Design-Penny	20,000	100,000	0	0	0	0	0	0	0	0	120,000
030.1	Constr-Penny	0	0	300,000	300,000	0	0	0	0	0	0	600,000
Project Total for : Fund: 3001 Capital Projects Center: 414100 CIP-Transportation Program: 3021 Intersection Improvements Projects												
		20,000	100,000	300,000	300,000	0	0	0	0	0	0	720,000
Total for Project: 001022A 102nd Avenue N at Antilles Drive Intersection Improvements												
		20,000	100,000	300,000	300,000	0	0	0	0	0	0	720,000
Funding Source:												
	Penny for Pinellas	20,000	100,000	300,000	300,000	0	0	0	0	0	0	720,000
Funding Total:												
		20,000	100,000	300,000	300,000	0	0	0	0	0	0	720,000

Project Description: Intersection improvements including reconstruction of travel lane to enhance traffic flows.

Project Classifications:	
CIE Elements	Not Applicable
CIP Phase	Design
County Road Corridor	Not Applicable
Location	Seminole
Originating Department	DEI Public Works
Penny Program	Transportation and Traffic Flow
TIF District	Countywide

Pinellas County Capital Improvement Program
Project Budget Detail Report

Parameters: Function: Transportation Budget Type Code: Planning Fund Type: Governmental

		Current Year Estimate	2014	2015	2016	2017	2018	2019	2020	2021	2022	2023	2024	Total
Function: Transportation														
Activity: Road & Street Facilities														
Project: 001023A 131st Street N at 82nd Avenue N and 86th Avenue N Intersection Improvements														
Fund: 3001	Capital Projects	Center: 414100	CIP-Transportation	Program: 3021	Intersection Improvements Projects									
020.1	Design-Penny	50,000	150,000	75,000	75,000	0	0	0	0	0	0	0	0	350,000
030.1	Constr-Penny	0	0	750,000	750,000	0	0	0	0	0	0	0	0	1,500,000
Project Total for : Fund: 3001		<i>Capital Projects</i>	<i>Center: 414100</i>	<i>CIP-Transportation</i>	<i>Program: 3021</i>	<i>Intersection Improvements Projects</i>								
		50,000	150,000	825,000	825,000	0	0	0	0	0	0	0	0	1,850,000
Total for Project: 001023A		131st Street N at 82nd Avenue N and 86th Avenue N Intersection Improvements												
		50,000	150,000	825,000	825,000	0	0	0	0	0	0	0	0	1,850,000
Funding Source:														
Penny for Pinellas		50,000	150,000	825,000	825,000	0	0	0	0	0	0	0	0	1,850,000
Funding Total:		50,000	150,000	825,000	825,000	0	0	0	0	0	0	0	0	1,850,000

Project Description: Intersection improvements including construction of left turn lanes.

Project Classifications:

CIE Elements	Not Applicable
CIP Phase	Design
County Road Corridor	Not Applicable
Location	Seminole
Originating Department	DEI Public Works
Penny Program	Transportation and Traffic Flow
TIF District	Countywide

Pinellas County Capital Improvement Program Project Budget Detail Report

September 23, 2014

Page 53 of 85

Parameters: Function: Transportation Budget Type Code: Planning Fund Type: Governmental

[illegible]

Project Description: Intersection improvements including construction of mast arms and ADA upgrades.

Project Classifications:

CIE Elements	Not Applicable
CIP Phase	Design
County Road Corridor	Not Applicable
Location	Lealman/Kenneth City
Originating Department	DEI Public Works
Penny Program	Transportation and Traffic Flow
TIF District	Countywide

Pinellas County Capital Improvement Program
Project Budget Detail Report

Parameters: Function: Transportation Budget Type Code: Planning Fund Type: Governmental

		Current Year Estimate	2014	2015	2016	2017	2018	2019	2020	2021	2022	2023	2024	Total
Function: Transportation														
Activity: Road & Street Facilities														
Project: 001025A 38th Avenue N at 49th Street N Intersection Improvements														
Fund: 3001	Capital Projects	Center: 414100	CIP-Transportation	Program: 3021	Intersection Improvements Projects									
020.1	Design-Penny	75,000	50,000	60,000	0	0	0	0	0	0	0	0	0	185,000
030.1	Constr-Penny	0	500,000	600,000	0	0	0	0	0	0	0	0	0	1,100,000
Project Total for : Fund: 3001		<i>Capital Projects</i>	<i>Center: 414100</i>	<i>CIP-Transportation</i>	<i>Program: 3021</i>	<i>Intersection Improvements Projects</i>								
		75,000	550,000	660,000	0	0	0	0	0	0	0	0	0	1,285,000
Total for Project: 001025A		38th Avenue N at 49th Street N Intersection Improvements												
		75,000	550,000	660,000	0	0	0	0	0	0	0	0	0	1,285,000
Funding Source:														
Penny for Pinellas		75,000	550,000	660,000	0	0	0	0	0	0	0	0	0	1,285,000
Funding Total:		75,000	550,000	660,000	0	0	0	0	0	0	0	0	0	1,285,000

Project Description: Intersection improvements including construction of mast arms, ADA upgrades and traffic flow improvements.

Project Classifications:

CIE Elements	Not Applicable
CIP Phase	Design
County Road Corridor	Not Applicable
Location	St Petersburg
Originating Department	DEI Public Works
Penny Program	Transportation and Traffic Flow
TIF District	Countywide

Pinellas County Capital Improvement Program
Project Budget Detail Report

Parameters: Function: Transportation Budget Type Code: Planning Fund Type: Governmental

		Current Year Estimate	2014	2015	2016	2017	2018	2019	2020	2021	2022	2023	2024	Total
Function: Transportation														
Activity: Road & Street Facilities														
Project: 001028A CR 1 Sidewalk from SR 580 to Curlew Road														
Fund: 3001	Capital Projects	Center: 414100	CIP-Transportation	Program: 3026	Sidewalks Projects									
020.1	Design-Penny	0	60,000	37,000	0	0	0	0	0	0	0	0	0	97,000
020.4	Design-Grant	100,000	60,000	37,000	0	0	0	0	0	0	0	0	0	197,000
030.1	Const-Penny	0	100,000	200,000	0	0	0	0	0	0	0	0	0	300,000
030.4	Construction-Grant	0	100,000	540,000	0	0	0	0	0	0	0	0	0	640,000
Project Total for : Fund: 3001		Capital Projects	Center: 414100	CIP-Transportation	Program: 3026	Sidewalks Projects								
		100,000	320,000	814,000	0	0	0	0	0	0	0	0	0	1,234,000
Total for Project: 001028A		CR 1 Sidewalk from SR 580 to Curlew Road												
		100,000	320,000	814,000	0	0	0	0	0	0	0	0	0	1,234,000
Funding Source:														
Grant - State		100,000	160,000	577,000	0	0	0	0	0	0	0	0	0	837,000
Penny for Pinellas		0	160,000	237,000	0	0	0	0	0	0	0	0	0	397,000
Funding Total:		100,000	320,000	814,000	0	0	0	0	0	0	0	0	0	1,234,000

Project Description: Sidewalk construction and intersection improvements

Project Classifications:

CIE Elements	Not Applicable
CIP Phase	Design
County Road Corridor	Not Applicable
Location	Dunedin
Originating Department	DEI Public Works
TIF District	Countywide

Pinellas County Capital Improvement Program
Project Budget Detail Report

September 23, 2014
Page 56 of 85

Parameters: Function: Transportation Budget Type Code: Planning Fund Type: Governmental

Current Year Estimate												
2014	2015	2016	2017	2018	2019	2020	2021	2022	2023	2024	Total	

Function: Transportation
Activity: Road & Street Facilities

Project: 001029A Hercules Avenue Sidewalk from Sunset Point Road to Belcher Road

Fund: 3001	Capital Projects	Center: 414100	CIP-Transportation	Program: 3026	Sidewalks Projects								
020.1	Design-Penny	0	50,000	30,000	0	0	0	0	0	0	0	0	80,000
020.4	Design-Grant	100,000	10,000	35,000	0	0	0	0	0	0	0	0	145,000
030.1	Constr-Penny	0	100,000	100,000	0	0	0	0	0	0	0	0	200,000
030.4	Constr-Grant	0	200,000	550,000	0	0	0	0	0	0	0	0	750,000
Project Total for : Fund: 3001 Capital Projects Center: 414100 CIP-Transportation Program: 3026 Sidewalks Projects													
		100,000	360,000	715,000	0	0	0	0	0	0	0	0	1,175,000
Total for Project: 001029A Hercules Avenue Sidewalk from Sunset Point Road to Belcher Road													
		100,000	360,000	715,000	0	0	0	0	0	0	0	0	1,175,000
Funding Source:													
	Grant - State	100,000	210,000	585,000	0	0	0	0	0	0	0	0	895,000
	Penny for Pinellas	0	150,000	130,000	0	0	0	0	0	0	0	0	280,000
Funding Total:		100,000	360,000	715,000	0	0	0	0	0	0	0	0	1,175,000

Project Description: Sidewalk construction and intersection improvements.

Project Classifications:

CIE Elements	Not Applicable
CIP Phase	Design
County Road Corridor	Not Applicable
Location	Clearwater
Originating Department	DEI Public Works
TIF District	Countywide

Pinellas County Capital Improvement Program
Project Budget Detail Report

Parameters: Function: Transportation Budget Type Code: Planning Fund Type: Governmental

Current Year Estimate												
2014	2015	2016	2017	2018	2019	2020	2021	2022	2023	2024	Total	

Function: Transportation
Activity: Road & Street Facilities

Project: 001030A South Belcher Road ATMS Project

Fund: 3001	Capital Projects	Center: 414100	CIP-Transportation	Program: 3033	Advanced Traffic Management System							
020.6	Design-LOGT	50,000	125,000	0	0	0	0	0	0	0	0	175,000
020.7	Design-Grant	50,000	125,000	0	0	0	0	0	0	0	0	175,000
030.6	Constr-LOGT	0	0	750,000	150,000	0	0	0	0	0	0	900,000
030.7	Constr-Grant	0	0	750,000	150,000	0	0	0	0	0	0	900,000
110.6	Other-LOGT	0	0	500,000	0	175,000	0	0	0	0	0	675,000
110.7	Other-Grant	0	0	500,000	0	175,000	0	0	0	0	0	675,000
Project Total for : Fund: 3001		<i>Capital Projects</i>	<i>Center: 414100</i>	<i>CIP-Transportation</i>	<i>Program: 3033</i>	<i>Advanced Traffic Management System</i>						
		100,000	250,000	2,500,000	300,000	350,000	0	0	0	0	0	3,500,000
Total for Project: 001030A		South Belcher Road ATMS Project										
		100,000	250,000	2,500,000	300,000	350,000	0	0	0	0	0	3,500,000
Funding Source:												
Local Option Gas Tax		50,000	125,000	1,250,000	150,000	175,000	0	0	0	0	0	1,750,000
Grant - State		50,000	125,000	1,250,000	150,000	175,000	0	0	0	0	0	1,750,000
Funding Total:		100,000	250,000	2,500,000	300,000	350,000	0	0	0	0	0	3,500,000

Project Description: Design and construct ATMS/ITS improvements on South Belcher Road from Druid Road to Park Boulevard.

Project Classifications:

CIE Elements	Not Applicable
CIP Phase	Design
County Road Corridor	Not Applicable
Location	Pinellas Park
Originating Department	DEI Public Works

Pinellas County Capital Improvement Program
Project Budget Detail Report

Parameters: Function: Transportation Budget Type Code: Planning Fund Type: Governmental

Current Year Estimate												
2014	2015	2016	2017	2018	2019	2020	2021	2022	2023	2024	Total	

Function: Transportation
Activity: Road & Street Facilities

Project: 001031A Gulf Boulevard ATMS

Fund: 3001	Capital Projects	Center: 414100	CIP-Transportation	Program: 3033	Advanced Traffic Management System							
020.6	Design-LOGT	50,000	175,000	0	0	0	0	0	0	0	0	225,000
020.7	Design-Grant	50,000	175,000	0	0	0	0	0	0	0	0	225,000
030.6	Constr-LOGT	0	0	400,000	500,000	0	0	0	0	0	0	900,000
030.7	Constr-Grant	0	0	400,000	500,000	0	0	0	0	0	0	900,000
110.6	Other-LOGT	0	300,000	200,000	375,000	0	0	0	0	0	0	875,000
110.7	Other-Grant	0	300,000	200,000	375,000	0	0	0	0	0	0	875,000
Project Total for : Fund: 3001		Capital Projects	Center: 414100	CIP-Transportation	Program: 3033	Advanced Traffic Management System						
		100,000	950,000	1,200,000	1,750,000	0	0	0	0	0	0	4,000,000
Total for Project: 001031A		Gulf Boulevard ATMS										
		100,000	950,000	1,200,000	1,750,000	0	0	0	0	0	0	4,000,000
Funding Source:												
Local Option Gas Tax		50,000	475,000	600,000	875,000	0	0	0	0	0	0	2,000,000
Grant - State		50,000	475,000	600,000	875,000	0	0	0	0	0	0	2,000,000
Funding Total:		100,000	950,000	1,200,000	1,750,000	0	0	0	0	0	0	4,000,000

Project Description: Design and construct ATMS/ITS improvements on Gulf Boulevard.

Project Classifications:

CIE Elements	Not Applicable
CIP Phase	Design
County Road Corridor	Not Applicable
Location	Gulf Beaches
Originating Department	DEI Public Works

Pinellas County Capital Improvement Program
Project Budget Detail Report

Parameters: Function: Transportation Budget Type Code: Planning Fund Type: Governmental

		Current Year Estimate											
		2014	2015	2016	2017	2018	2019	2020	2021	2022	2023	2024	Total
Function: Transportation													
Activity: Road & Street Facilities													
Project: 001032A		ATMS/ITS Regional Improvements											
Fund: 3001	Capital Projects	Center: 414100	CIP-Transportation	Program: 3033 Advanced Traffic Management System									
020.6	Design-LOGT	350,000	250,000	250,000	250,000	250,000	250,000	250,000	0	0	0	0	1,850,000
110.6	Other-LOGT	150,000	250,000	250,000	250,000	250,000	250,000	250,000	0	0	0	0	1,650,000
Project Total for : Fund: 3001		Capital Projects	Center: 414100	CIP-Transportation	Program: 3033	Advanced Traffic Management System							
		500,000	500,000	500,000	500,000	500,000	500,000	500,000	0	0	0	0	3,500,000
Total for Project: 001032A		ATMS/ITS Regional Improvements											
		500,000	500,000	500,000	500,000	500,000	500,000	500,000	0	0	0	0	3,500,000
Funding Source:													
Local Option Gas Tax		500,000	500,000	500,000	500,000	500,000	500,000	500,000	0	0	0	0	3,500,000
Funding Total:		500,000	500,000	500,000	500,000	500,000	500,000	500,000	0	0	0	0	3,500,000

Project Description: Construction funding to install ATMS/ITS improvements at various locations.

Project Classifications:	
CIE Elements	Not Applicable
CIP Phase	Construction
County Road Corridor	Not Applicable
Location	Countywide
Originating Department	DEI Public Works

Pinellas County Capital Improvement Program
Project Budget Detail Report

Parameters: Function: Transportation Budget Type Code: Planning Fund Type: Governmental

		Current Year Estimate	2014	2015	2016	2017	2018	2019	2020	2021	2022	2023	2024	Total
Function: Transportation														
Activity: Road & Street Facilities														
Project: 001033A Bayside Bridge Rehabilitation														
Fund: 3001	Capital Projects	Center: 414100	CIP-Transportation	Program: 3031	Bridges-Repair & Improvement									
020.1	Design-Penny	25,000	100,000	80,000	0	0	0	0	0	0	0	0	0	205,000
030.1	Constr-Penny	0	200,000	800,000	0	0	0	0	0	0	0	0	0	1,000,000
Project Total for : Fund: 3001		<i>Capital Projects</i>	<i>Center: 414100</i>	<i>CIP-Transportation</i>	<i>Program: 3031</i>	<i>Bridges-Repair & Improvement</i>								
		25,000	300,000	880,000	0	0	0	0	0	0	0	0	0	1,205,000
Total for Project: 001033A		Bayside Bridge Rehabilitation												
		25,000	300,000	880,000	0	0	0	0	0	0	0	0	0	1,205,000
Funding Source:														
Penny for Pinellas		25,000	300,000	880,000	0	0	0	0	0	0	0	0	0	1,205,000
Funding Total:		25,000	300,000	880,000	0	0	0	0	0	0	0	0	0	1,205,000

Project Description: Structural repairs and sealing to preserve integrity of structural steel reinforcement of Bayside Bridge.

Project Classifications:

CIE Elements	Not Applicable
CIP Phase	Construction
County Road Corridor	Not Applicable
Location	Clearwater
Originating Department	DEI Public Works
Penny Program	Transportation and Traffic Flow
TIF District	Various

Pinellas County Capital Improvement Program
Project Budget Detail Report

Parameters: Function: Transportation Budget Type Code: Planning Fund Type: Governmental

		Current Year Estimate	2014	2015	2016	2017	2018	2019	2020	2021	2022	2023	2024	Total
Function: Transportation														
Activity: Road & Street Facilities														
Project: 001034A Old Coachman Road over Alligator Creek Bridge Replacement														
Fund: 3001	Capital Projects	Center: 414100	CIP-Transportation	Program: 3031	Bridges-Repair & Improvement									
020.1	Design-Penny	50,000	50,000	40,000	35,000	0	0	0	0	0	0	0	0	175,000
030.1	Constr-Penny	0	0	400,000	350,000	0	0	0	0	0	0	0	0	750,000
Project Total for : Fund: 3001			<i>Capital Projects</i>	<i>Center: 414100</i>	<i>CIP-Transportation</i>	<i>Program: 3031</i>	<i>Bridges-Repair & Improvement</i>							
			50,000	50,000	440,000	385,000	0	0	0	0	0	0	0	925,000
Total for Project: 001034A		Old Coachman Road over Alligator Creek Bridge Replacement												
		50,000	50,000	440,000	385,000	0	0	0	0	0	0	0	0	925,000
Funding Source:														
Penny for Pinellas		50,000	50,000	440,000	385,000	0	0	0	0	0	0	0	0	925,000
Funding Total:		50,000	50,000	440,000	385,000	0	0	0	0	0	0	0	0	925,000

Project Description: Old Coachman Road over Alligator Creek bridge reconstruction/replacement.

Project Classifications:

CIE Elements	Not Applicable
CIP Phase	Design
County Road Corridor	Not Applicable
Location	Clearwater
Originating Department	DEI Public Works
Penny Program	Transportation and Traffic Flow
TIF District	Various

Pinellas County Capital Improvement Program
Project Budget Detail Report

Parameters: Function: Transportation Budget Type Code: Planning Fund Type: Governmental

		Current Year Estimate	2014	2015	2016	2017	2018	2019	2020	2021	2022	2023	2024	Total
Function: Transportation														
Activity: Road & Street Facilities														
Project: 001035A Oakwood Drive over Stephanie's Channel Bridge Replacement														
Fund: 3001	Capital Projects	Center: 414100	CIP-Transportation	Program: 3031	Bridges-Repair & Improvement									
020.1	Design-Penny	50,000	50,000	60,000	20,000	0	0	0	0	0	0	0	0	180,000
030.1	Constr-Penny	0	0	600,000	200,000	0	0	0	0	0	0	0	0	800,000
Project Total for : Fund: 3001		<i>Capital Projects</i>	<i>Center: 414100</i>	<i>CIP-Transportation</i>	<i>Program: 3031</i>	<i>Bridges-Repair & Improvement</i>								
		50,000	50,000	660,000	220,000	0	0	0	0	0	0	0	0	980,000
Total for Project: 001035A		<i>Oakwood Drive over Stephanie's Channel Bridge Replacement</i>												
		50,000	50,000	660,000	220,000	0	0	0	0	0	0	0	0	980,000
Funding Source:														
Penny for Pinellas		50,000	50,000	660,000	220,000	0	0	0	0	0	0	0	0	980,000
Funding Total:		50,000	50,000	660,000	220,000	0	0	0	0	0	0	0	0	980,000

Project Description: Oakwood Drive over Stephanie's Channel bridge reconstruction / replacement.

Project Classifications:

CIE Elements	Not Applicable
CIP Phase	Design
County Road Corridor	Not Applicable
Location	Largo, Belleair, Belleair Bluffs
Originating Department	DEI Public Works
Penny Program	Transportation and Traffic Flow
TIF District	Various

Pinellas County Capital Improvement Program
Project Budget Detail Report

Parameters: Function: Transportation Budget Type Code: Planning Fund Type: Governmental

Current Year Estimate												
2014	2015	2016	2017	2018	2019	2020	2021	2022	2023	2024	Total	

Function: Transportation
Activity: Road & Street Facilities

Project: 001036A San Martin Blvd. over Riviera Bay Bridge Replacement

Fund: 3001	Capital Projects	Center: 414100	CIP-Transportation	Program: 3031	Bridges-Repair & Improvement								
020.1	Design-Penny	200,000	400,000	400,000	400,000	100,000	100,000	0	0	0	0	0	1,600,000
020.4	Design-Grant	0	0	0	0	100,000	100,000	0	0	0	0	0	200,000
030.1	Constr-Penny	0	0	0	0	2,000,000	2,000,000	0	0	0	0	0	4,000,000
030.4	Constr-Grant	0	0	0	0	2,000,000	2,000,000	0	0	0	0	0	4,000,000
Project Total for : Fund: 3001		<i>Capital Projects</i>	<i>Center: 414100</i>	<i>CIP-Transportation</i>	<i>Program: 3031</i>	<i>Bridges-Repair & Improvement</i>							
		200,000	400,000	400,000	400,000	4,200,000	4,200,000	0	0	0	0	0	9,800,000
Total for Project: 001036A		San Martin Blvd. over Riviera Bay Bridge Replacement											
		200,000	400,000	400,000	400,000	4,200,000	4,200,000	0	0	0	0	0	9,800,000
Funding Source:													
	Penny for Pinellas	200,000	400,000	400,000	400,000	2,100,000	2,100,000	0	0	0	0	0	5,600,000
	Grant - Federal	0	0	0	0	2,100,000	2,100,000	0	0	0	0	0	4,200,000
Funding Total:		200,000	400,000	400,000	400,000	4,200,000	4,200,000	0	0	0	0	0	9,800,000

Project Description: San Martin Blvd. over Riviera Bay bridge reconstruction / replacement. Note: This plan anticipates additional funding (i.e, grant) being available starting in FY18.

Project Classifications:

CIE Elements	Not Applicable
CIP Phase	Design
County Road Corridor	Not Applicable
Location	St Petersburg
Originating Department	DEI Public Works
Penny Program	Transportation and Traffic Flow
TIF District	Various

Pinellas County Capital Improvement Program
Project Budget Detail Report

Parameters: Function: Transportation Budget Type Code: Planning Fund Type: Governmental

		Current Year Estimate											
		2014	2015	2016	2017	2018	2019	2020	2021	2022	2023	2024	Total
Function: Transportation													
Activity: Road & Street Facilities													
Project: 001037A		Beckett Bridge Replacement											
Fund: 3001	Capital Projects	Center: 414100	CIP-Transportation	Program: 3031 Bridges-Repair & Improvement									
020.1	Design-Penny	10,000	100,000	600,000	600,000	600,000	800,000	200,000	0	0	0	0	2,910,000
020.4	Design-Grant	0	0	0	0	0	800,000	200,000	0	0	0	0	1,000,000
030.1	Constr-Penny	0	0	0	0	0	8,000,000	2,000,000	0	0	0	0	10,000,000
030.4	Constr-Grant	0	0	0	0	0	8,000,000	2,000,000	0	0	0	0	10,000,000
Project Total for : Fund: 3001		Capital Projects	Center: 414100	CIP-Transportation	Program: 3031	Bridges-Repair & Improvement							
		10,000	100,000	600,000	600,000	600,000	17,600,000	4,400,000	0	0	0	0	23,910,000
Total for Project: 001037A		Beckett Bridge Replacement											
		10,000	100,000	600,000	600,000	600,000	17,600,000	4,400,000	0	0	0	0	23,910,000
Funding Source:													
Penny for Pinellas		10,000	100,000	600,000	600,000	600,000	8,800,000	2,200,000	0	0	0	0	12,910,000
Grant - Federal		0	0	0	0	0	8,800,000	2,200,000	0	0	0	0	11,000,000
Funding Total:		10,000	100,000	600,000	600,000	600,000	17,600,000	4,400,000	0	0	0	0	23,910,000

Project Description: Design and construction of Beckett Bridge replacement after PD&E is completed. This plan anticipates additional funding (i.e., grant) being available starting in FY16.

Project Classifications:

CIE Elements	Not Applicable
CIP Phase	Design
County Road Corridor	Not Applicable
Location	Tarpon Springs
Originating Department	DEI Public Works
Penny Program	Transportation and Traffic Flow
TIF District	Various

Pinellas County Capital Improvement Program
Project Budget Detail Report

Parameters: Function: Transportation Budget Type Code: Planning Fund Type: Governmental

		Current Year Estimate	2014	2015	2016	2017	2018	2019	2020	2021	2022	2023	2024	Total
Function: Transportation														
Activity: Road & Street Facilities														
Project: 001038A Park Street from Tyrone Blvd. to 54th Avenue N														
Fund: 3001	Capital Projects	Center: 414100	CIP-Transportation	Program: 3022	Local Streets/Collector Projects									
020.1	Design-Penny	50,000	175,000	50,000	350,000	100,000	0	0	0	0	0	0	0	725,000
030.1	Constr-Penny	0	0	500,000	3,500,000	1,000,000	0	0	0	0	0	0	0	5,000,000
Project Total for : Fund: 3001		<i>Capital Projects</i>	<i>Center: 414100</i>	<i>CIP-Transportation</i>	<i>Program: 3022</i>	<i>Local Streets/Collector Projects</i>								
		50,000	175,000	550,000	3,850,000	1,100,000	0	0	0	0	0	0	0	5,725,000
Total for Project: 001038A		Park Street from Tyrone Blvd. to 54th Avenue N												
		50,000	175,000	550,000	3,850,000	1,100,000	0	0	0	0	0	0	0	5,725,000
Funding Source:														
Penny for Pinellas		50,000	175,000	550,000	3,850,000	1,100,000	0	0	0	0	0	0	0	5,725,000
Funding Total:		50,000	175,000	550,000	3,850,000	1,100,000	0	0	0	0	0	0	0	5,725,000

Project Description: Park Street from Tyrone Blvd. to 54th Avenue N intersection improvements including construction of road widening, drainage improvements, sidewalks and mast arms.

Project Classifications:

CIE Elements	Not Applicable
CIP Phase	Design
County Road Corridor	Not Applicable
Location	St Petersburg
Originating Department	DEI Public Works
Penny Program	Transportation and Traffic Flow
TIF District	Countywide

Pinellas County Capital Improvement Program
Project Budget Detail Report

Parameters: Function: Transportation Budget Type Code: Planning Fund Type: Governmental

		Current Year Estimate	2014	2015	2016	2017	2018	2019	2020	2021	2022	2023	2024	Total
Function: Transportation														
Activity: Road & Street Facilities														
Project: 001039A Park Street / Starkey Road from 84th Lane N to Flamevine Avenue Roadway Improvements														
Fund: 3001	Capital Projects	Center: 414100	CIP-Transportation	Program: 3022	Local Streets/Collector Projects									
020.1	Design-Penny	50,000	100,000	350,000	100,000	0	0	0	0	0	0	0	0	600,000
030.1	Constr-Penny	0	500,000	3,500,000	1,000,000	0	0	0	0	0	0	0	0	5,000,000
Project Total for : Fund: 3001			<i>Capital Projects</i>	<i>Center: 414100</i>	<i>CIP-Transportation</i>	<i>Program: 3022</i>	<i>Local Streets/Collector Projects</i>							
			50,000	600,000	3,850,000	1,100,000	0	0	0	0	0	0	0	5,600,000
Total for Project: 001039A			Park Street / Starkey Road from 84th Lane N to Flamevine Avenue Roadway Improvements											
			50,000	600,000	3,850,000	1,100,000	0	0	0	0	0	0	0	5,600,000
Funding Source:														
Penny for Pinellas			50,000	600,000	3,850,000	1,100,000	0	0	0	0	0	0	0	5,600,000
Funding Total:			50,000	600,000	3,850,000	1,100,000	0	0	0	0	0	0	0	5,600,000

Project Description: Park Street / Starkey Road from 84th Lane N to Flamevine Avenue intersection improvements including construction of road widening, sidewalks and mast arms.

Project Classifications:	
CIE Elements	Not Applicable
CIP Phase	Construction
County Road Corridor	Not Applicable
Location	Seminole
Originating Department	DEI Public Works
Penny Program	Transportation and Traffic Flow
TIF District	Countywide

Pinellas County Capital Improvement Program
Project Budget Detail Report

Parameters: Function: Transportation Budget Type Code: Planning Fund Type: Governmental

Current Year Estimate												
	2014	2015	2016	2017	2018	2019	2020	2021	2022	2023	2024	Total

Function: Transportation
Activity: Road & Street Facilities

Project: 001473A US 19 North ATMS/ITS Improvements

Fund: 3001	Capital Projects	Center: 414100	CIP-Transportation	Program: 3033	Advanced Traffic Management System							
020.7	Design-Grant	25,000	0	0	0	0	0	0	0	0	0	25,000
030.7	Constr-Grant	200,000	0	0	0	0	0	0	0	0	0	200,000
110.7	Other-Grant	75,000	100,000	0	0	0	0	0	0	0	0	175,000
Project Total for : Fund: 3001		<i>Capital Projects</i>	<i>Center: 414100</i>	<i>CIP-Transportation</i>	<i>Program: 3033</i>	<i>Advanced Traffic Management System</i>						
		300,000	100,000	0	0	0	0	0	0	0	0	400,000
Total for Project: 001473A		<i>US 19 North ATMS/ITS Improvements</i>										
		300,000	100,000	0	0	0	0	0	0	0	0	400,000
Funding Source:												
	Grant - State	300,000	100,000	0	0	0	0	0	0	0	0	400,000
Funding Total:		300,000	100,000	0	0	0	0	0	0	0	0	400,000

Project Description: US 19 North ATMS/ITS Improvements from Beckett Way to Pasco County line

Project Classifications:
CIP Phase Construction
Location Tarpon Springs

September 23, 2014
Page 68 of 85

	Current Year Estimate	2014	2015	2016	2017	2018	2019	2020	2021	2022	2023	2024	Total
--	-----------------------------	------	------	------	------	------	------	------	------	------	------	------	-------

CIP Phase	Construction
Location	St Petersburg
Originating Department	DEI Public Works
Penny Program	Transportation and Traffic Flow

Pinellas County Capital Improvement Program
Project Budget Detail Report

Parameters: Function: Transportation Budget Type Code: Planning Fund Type: Governmental

		Current Year Estimate	2014	2015	2016	2017	2018	2019	2020	2021	2022	2023	2024	Total
Function: Transportation														
Activity: Road & Street Facilities														
Project: 001511A 38th Avenue N at 58th Street N Intersection Improvements														
Fund: 3001	Capital Projects	Center: 414100	CIP-Transportation	Program: 3021	Intersection Improvements Projects									
010.1	Acq-Penny	50,000	100,000	0	0	0	0	0	0	0	0	0	0	150,000
020.1	Design-Penny	20,000	50,000	35,000	35,000	0	0	0	0	0	0	0	0	140,000
030.1	Constr-Penny	0	0	350,000	350,000	0	0	0	0	0	0	0	0	700,000
Project Total for : Fund: 3001		<i>Capital Projects</i>	<i>Center: 414100</i>	<i>CIP-Transportation</i>	<i>Program: 3021</i>	<i>Intersection Improvements Projects</i>								
		70,000	150,000	385,000	385,000	0	0	0	0	0	0	0	0	990,000
Total for Project: 001511A		<i>38th Avenue N at 58th Street N Intersection Improvements</i>												
		70,000	150,000	385,000	385,000	0	0	0	0	0	0	0	0	990,000
Funding Source:														
Penny for Pinellas		70,000	150,000	385,000	385,000	0	0	0	0	0	0	0	0	990,000
Funding Total:		70,000	150,000	385,000	385,000	0	0	0	0	0	0	0	0	990,000

Project Description: Intersection improvements including construction of mast arms, ADA ramp upgrades and traffic flow improvements.

Project Classifications:

CIP Phase	Construction
Location	St Petersburg
Originating Department	DEI Public Works
Penny Program	Transportation and Traffic Flow

Pinellas County Capital Improvement Program
Project Budget Detail Report

Parameters: Function: Transportation Budget Type Code: Planning Fund Type: Governmental

Current Year Estimate												
	2014	2015	2016	2017	2018	2019	2020	2021	2022	2023	2024	Total

Function: Transportation
Activity: Road & Street Facilities

Project: 001512A Park Blvd SRTS Sidewalk Improvements

Fund: 3001	Capital Projects	Center: 414100	CIP-Transportation	Program: 3026	Sidewalks Projects							
020.4	Design-Grant	0	0	150,000	50,000	100,000	0	0	0	0	0	300,000
030.4	Constr-Grant	0	0	0	500,000	1,000,000	0	0	0	0	0	1,500,000
Project Total for : Fund: 3001		<i>Capital Projects</i>	<i>Center: 414100</i>	<i>CIP-Transportation</i>	<i>Program: 3026</i>	<i>Sidewalks Projects</i>						
		0	0	150,000	550,000	1,100,000	0	0	0	0	0	1,800,000
Total for Project: 001512A		Park Blvd SRTS Sidewalk Improvements										
		0	0	150,000	550,000	1,100,000	0	0	0	0	0	1,800,000
Funding Source:												
	Grant - Federal	0	0	150,000	550,000	1,100,000	0	0	0	0	0	1,800,000
Funding Total:		0	0	150,000	550,000	1,100,000	0	0	0	0	0	1,800,000

Project Description: Install sidewalks along Park Blvd from Starkey Road to 66th Street North. Grant funding needs to be approved by FDOT prior to proceeding with design and construction.

Project Classifications:
CIP Phase Design
Location Pinellas Park
Originating Department DEI Public Works
Penny Program Transportation and Traffic Flow

Pinellas County Capital Improvement Program
Project Budget Detail Report

Parameters: Function: Transportation Budget Type Code: Planning Fund Type: Governmental

		Current Year Estimate	2014	2015	2016	2017	2018	2019	2020	2021	2022	2023	2024	Total
Function: Transportation														
Activity: Road & Street Facilities														
Project: 002101A Indian Rocks Road Sidewalk from Wilcox Road to 8th Avenue N														
Fund: 3001	Capital Projects	Center: 414100	CIP-Transportation	Program: 3026	Sidewalks Projects									
020.1	Design-Penny	50,000	20,000	60,000	0	0	0	0	0	0	0	0	0	130,000
030.1	Constr-Penny	0	200,000	600,000	0	0	0	0	0	0	0	0	0	800,000
Project Total for : Fund: 3001		<i>Capital Projects</i>	<i>Center: 414100</i>	<i>CIP-Transportation</i>	<i>Program: 3026</i>	<i>Sidewalks Projects</i>								
		50,000	220,000	660,000	0	0	0	0	0	0	0	0	0	930,000
Total for Project: 002101A		Indian Rocks Road Sidewalk from Wilcox Road to 8th Avenue N												
		50,000	220,000	660,000	0	0	0	0	0	0	0	0	0	930,000
Funding Source:														
	Penny for Pinellas	50,000	220,000	660,000	0	0	0	0	0	0	0	0	0	930,000
Funding Total:		50,000	220,000	660,000	0	0	0	0	0	0	0	0	0	930,000

Project Description: Construction of sidewalk along Indian Rocks Road to 8th Avenue N to improve student access to Anone Elementary School and general pedestrian access within the area.

Project Classifications:
CIP Phase Construction
Location Largo, Belleair, Belleair Bluffs
Originating Department DEI Public Works
Penny Program Transportation and Traffic Flow

Pinellas County Capital Improvement Program
Project Budget Detail Report

Parameters: Function: Transportation Budget Type Code: Planning Fund Type: Governmental

		Current Year Estimate	2014	2015	2016	2017	2018	2019	2020	2021	2022	2023	2024	Total
Function: Transportation														
Activity: Road & Street Facilities														
Project: 002102A Haines Bayshore SRTS Sidewalk Improvements														
Fund: 3001	Capital Projects	Center: 414100	CIP-Transportation	Program: 3026	Sidewalks Projects									
020.3	Design-Grant	20,000	245,900	50,000	150,000	0	0	0	0	0	0	0	0	465,900
030.3	Constr-Grant	0	0	500,000	1,500,000	0	0	0	0	0	0	0	0	2,000,000
Project Total for : Fund: 3001		<i>Capital Projects</i>	<i>Center: 414100</i>	<i>CIP-Transportation</i>	<i>Program: 3026</i>	<i>Sidewalks Projects</i>								
		20,000	245,900	550,000	1,650,000	0	0	0	0	0	0	0	0	2,465,900
Total for Project: 002102A		Haines Bayshore SRTS Sidewalk Improvements												
		20,000	245,900	550,000	1,650,000	0	0	0	0	0	0	0	0	2,465,900
Funding Source:														
	Grant - Federal	20,000	245,900	550,000	1,650,000	0	0	0	0	0	0	0	0	2,465,900
Funding Total:		20,000	245,900	550,000	1,650,000	0	0	0	0	0	0	0	0	2,465,900

Project Description: Sidewalk gap construction and additional of 6ft shoulder along southside of Haines Bayshore from US 19 N to Sunrise Blvd.

Project Classifications:
CIP Phase Design
Location Largo, Belleair, Belleair Bluffs
Originating Department DEI Public Works
Penny Program Transportation and Traffic Flow

Pinellas County Capital Improvement Program
Project Budget Detail Report

Parameters: Function: Transportation Budget Type Code: Planning Fund Type: Governmental

Current Year Estimate												
	2014	2015	2016	2017	2018	2019	2020	2021	2022	2023	2024	Total
Function: Transportation												
Activity: Road & Street Facilities												
Project: 002103A Belcher Road (71st St) from 38th Avenue to 54th Avenue												
Fund: 3001	Capital Projects	Center: 414100	CIP-Transportation	Program: 3020	Arterial Roads Projects							
020.5	Design-Unfunded	0	0	0	0	0	200,000	400,000	400,000	0	0	1,000,000
030.5	Constr-Unfunded	0	0	0	0	0	0	4,000,000	4,000,000	0	0	8,000,000
Project Total for : Fund: 3001 Capital Projects Center: 414100 CIP-Transportation Program: 3020 Arterial Roads Projects												
		0	0	0	0	0	200,000	4,400,000	4,400,000	0	0	9,000,000
Total for Project: 002103A Belcher Road (71st St) from 38th Avenue to 54th Avenue												
		0	0	0	0	0	200,000	4,400,000	4,400,000	0	0	9,000,000
Funding Source:												
	Unfunded	0	0	0	0	0	200,000	4,400,000	4,400,000	0	0	9,000,000
Funding Total:												
		0	0	0	0	0	200,000	4,400,000	4,400,000	0	0	9,000,000

Project Description: Roadway improvements along Belcher Road from 38th Avenue to 54th Avenue, including turn lanes, drainage, bicycle lanes, and sidewalks.

Project Classifications:
CIP Phase Planned
Location St Petersburg
Originating Department DEI Public Works
Penny Program Transportation and Traffic Flow

Pinellas County Capital Improvement Program
Project Budget Detail Report

Parameters: Function: Transportation Budget Type Code: Planning Fund Type: Governmental

Current Year Estimate												
	2014	2015	2016	2017	2018	2019	2020	2021	2022	2023	2024	Total
Function: Transportation												
Activity: Road & Street Facilities												
Project: 002104A Park / Starkey from 54th Avenue to southern limit of Bridge												
Fund: 3001	Capital Projects	Center: 414100	CIP-Transportation	Program: 3020	Arterial Roads Projects							
020.5	Design-Unfunded	0	0	0	0	0	250,000	250,000	250,000	0	0	750,000
030.5	Constr-Unfunded	0	0	0	0	0	0	2,500,000	2,500,000	0	0	5,000,000
Project Total for : Fund: 3001 Capital Projects Center: 414100 CIP-Transportation Program: 3020 Arterial Roads Projects												
		0	0	0	0	0	250,000	2,750,000	2,750,000	0	0	5,750,000
Total for Project: 002104A Park / Starkey from 54th Avenue to southern limit of Bridge												
		0	0	0	0	0	250,000	2,750,000	2,750,000	0	0	5,750,000
Funding Source:												
	Unfunded	0	0	0	0	0	250,000	2,750,000	2,750,000	0	0	5,750,000
Funding Total:												
		0	0	0	0	0	250,000	2,750,000	2,750,000	0	0	5,750,000

Project Description: Roadway improvements to include turn laned, drainage, bicycle lanes, and sidewalks.

Project Classifications:
CIP Phase Planned
Location St Petersburg
Originating Department DEI Public Works
Penny Program Transportation and Traffic Flow

Pinellas County Capital Improvement Program
Project Budget Detail Report

Parameters: Function: Transportation Budget Type Code: Planning Fund Type: Governmental

		Current Year Estimate	2014	2015	2016	2017	2018	2019	2020	2021	2022	2023	2024	Total
Function: Transportation														
Activity: Road & Street Facilities														
Project: 002105A Starkey Road from Brian Dairy Road to Ulmerton Road														
Fund: 3001	Capital Projects	Center: 414100	CIP-Transportation	Program: 3020	Arterial Roads Projects									
010.5	Asq-Unfunded	0	0	0	0	0	0	0	250,000	300,000	300,000	0	0	850,000
030.5	Constr-Unfunded	0	0	0	0	0	0	0	0	3,000,000	3,000,000	0	0	6,000,000
Project Total for : Fund: 3001		<i>Capital Projects</i>	<i>Center: 414100</i>	<i>CIP-Transportation</i>	<i>Program: 3020</i>	<i>Arterial Roads Projects</i>								
		0	0	0	0	0	0	0	250,000	3,300,000	3,300,000	0	0	6,850,000
Total for Project: 002105A		Starkey Road from Brian Dairy Road to Ulmerton Road												
		0	0	0	0	0	0	0	250,000	3,300,000	3,300,000	0	0	6,850,000
Funding Source:														
Unfunded		0	0	0	0	0	0	0	250,000	3,300,000	3,300,000	0	0	6,850,000
Funding Total:		0	0	0	0	0	0	0	250,000	3,300,000	3,300,000	0	0	6,850,000

Project Description: Roadway improvements to include turn lanes, drainage, bicycle lanes, and sidewalks.

Project Classifications:
CIP Phase Planned
Location Largo, Belleair, Belleair Bluffs
Originating Department DEI Public Works
Penny Program Transportation and Traffic Flow

Pinellas County Capital Improvement Program
Project Budget Detail Report

Parameters: Function: Transportation Budget Type Code: Planning Fund Type: Governmental

		Current Year Estimate	2014	2015	2016	2017	2018	2019	2020	2021	2022	2023	2024	Total
Function: Transportation														
Activity: Road & Street Facilities														
Project: 002106A Haines Road - 60th Avenue to US 19 roadway and drainage improvements														
Fund: 3001	Capital Projects	Center: 414100	CIP-Transportation	Program: 3022	Local Streets/Collector Projects									
020.1	Design-Penny	0	0	100,000	240,000	100,000	0	0	0	0	0	0	0	440,000
030.1	Constr-Penny	0	0	0	2,400,000	1,000,000	0	0	0	0	0	0	0	3,400,000
Project Total for : Fund: 3001			<i>Capital Projects</i>	<i>Center: 414100</i>	<i>CIP-Transportation</i>	<i>Program: 3022</i>	<i>Local Streets/Collector Projects</i>							
			0	0	100,000	2,640,000	1,100,000	0	0	0	0	0	0	3,840,000
Total for Project: 002106A			Haines Road - 60th Avenue to US 19 roadway and drainage improvements				0	0	0	0	0	0	0	3,840,000
			0	0	100,000	2,640,000	1,100,000	0	0	0	0	0	0	3,840,000
Funding Source:														
Penny for Pinellas			0	0	100,000	2,640,000	1,100,000	0	0	0	0	0	0	3,840,000
Funding Total:			0	0	100,000	2,640,000	1,100,000	0	0	0	0	0	0	3,840,000

Project Description: Reconstruction of Haines Road from 60th Avenue to US 19 for roadway and drainage improvements.

Project Classifications:

CIP Phase	Planned
Location	Pinellas Park
Originating Department	DEI Public Works
Penny Program	Transportation and Traffic Flow

Pinellas County Capital Improvement Program
Project Budget Detail Report

Parameters: Function: Transportation Budget Type Code: Planning Fund Type: Governmental

		Current Year Estimate	2014	2015	2016	2017	2018	2019	2020	2021	2022	2023	2024	Total
Function: Transportation														
Activity: Road & Street Facilities														
Project: 002107A 102nd Avenue N from Seminole Blvd to 113th Street														
Fund: 3001	Capital Projects	Center: 414100	CIP-Transportation	Program: 3022	Local Streets/Collector Projects									
020.5	Design-Unfunded	0	0	0	0	0	0	0	0	0	200,000	110,000	110,000	420,000
030.5	Constr-Unfunded	0	0	0	0	0	0	0	0	0	0	1,100,000	1,100,000	2,200,000
Project Total for : Fund: 3001		<i>Capital Projects</i>	<i>Center: 414100</i>	<i>CIP-Transportation</i>	<i>Program: 3022</i>	<i>Local Streets/Collector Projects</i>								
		0	0	0	0	0	0	0	0	0	200,000	1,210,000	1,210,000	2,620,000
Total for Project: 002107A		102nd Avenue N from Seminole Blvd to 113th Street												
		0	0	0	0	0	0	0	0	0	200,000	1,210,000	1,210,000	2,620,000
Funding Source:														
Unfunded		0	0	0	0	0	0	0	0	0	200,000	1,210,000	1,210,000	2,620,000
Funding Total:		0	0	0	0	0	0	0	0	0	200,000	1,210,000	1,210,000	2,620,000

Project Description: Roadway improvements to include pavement reconstruction, turn lanes, drainage, bicycle lanes and sidewalks.

Project Classifications:
CIP Phase Planned
Location Seminole
Originating Department DEI Public Works
Penny Program Transportation and Traffic Flow

Pinellas County Capital Improvement Program Project Budget Detail Report

September 23, 2014

Page 78 of 85

Parameters: Function: Transportation Budget Type Code: Planning Fund Type: Governmental

		Current Year Estimate											
		2014	2015	2016	2017	2018	2019	2020	2021	2022	2023	2024	Total
Function: Transportation													
Activity: Road & Street Facilities													
Project: 002109A		Whitney Road and Wolford Road intersection and roadway improvements											
Fund: 3001	Capital Projects	Center: 414100	CIP-Transportation	Program: 3022	Local Streets/Collector Projects								
020.1	Design-Penny	0	200,000	60,000	170,000	0	0	0	0	0	0	0	430,000
030.1	Constr-Penny	0	0	600,000	1,700,000	0	0	0	0	0	0	0	2,300,000
Project Total for : Fund: 3001		Capital Projects	Center: 414100	CIP-Transportation	Program: 3022	Local Streets/Collector Projects							
		0	200,000	660,000	1,870,000	0	0	0	0	0	0	0	2,730,000
Total for Project: 002109A		Whitney Road and Wolford Road intersection and roadway improvements											
		0	200,000	660,000	1,870,000	0	0	0	0	0	0	0	2,730,000
Funding Source:													
Penny for Pinellas		0	200,000	660,000	1,870,000	0	0	0	0	0	0	0	2,730,000
Funding Total:		0	200,000	660,000	1,870,000	0	0	0	0	0	0	0	2,730,000

Project Description: Intersection and roadway improvements including major drainage work to address road subsidence and ditch erosion.

Project Classifications:

CIP Phase	Design
Location	Clearwater
Originating Department	DEI Public Works
Penny Program	Transportation and Traffic Flow

September 23, 2014
Page 79 of 85

	Current Year Estimate	2014	2015	2016	2017	2018	2019	2020	2021	2022	2023	2024	Total
--	-----------------------------	------	------	------	------	------	------	------	------	------	------	------	-------

Page 8-79

Pinellas County Capital Improvement Program Project Budget Detail Report

September 23, 2014

Page 80 of 85

Parameters: Function: Transportation Budget Type Code: Planning Fund Type: Governmental

Current Year Estimate	2014	2015	2016	2017	2018	2019	2020	2021	2022	2023	2024	Total
-----------------------------	------	------	------	------	------	------	------	------	------	------	------	-------

Function: Transportation

Activity: Road & Street Facilities

Project: 002114A 38th Avenue & 28th Street Intersection Improvements[illegible]

Project Description: Intersection improvements including turn lanes, drainage and sidewalks.

Project Classifications:

CIP Phase	Construction
Location	St Petersburg
Originating Department	DEI Public Works
Penny Program	Transportation and Traffic Flow

Pinellas County Capital Improvement Program
Project Budget Detail Report

Parameters: Function: Transportation Budget Type Code: Planning Fund Type: Governmental

Current Year Estimate												
2014	2015	2016	2017	2018	2019	2020	2021	2022	2023	2024	Total	

Function: Transportation
Activity: Road & Street Facilities

Project: 002155A Advanced Traffic Management System Project Starkey Road South

Fund: 3001	Capital Projects	Center: 414100	CIP-Transportation	Program: 3033	Advanced Traffic Management System							
020.6	Design-LOGT	0	0	175,000	50,000	0	0	0	0	0	0	225,000
020.7	Design-Grant	0	0	175,000	50,000	0	0	0	0	0	0	225,000
030.6	Constr-LOGT	0	0	0	600,000	500,000	0	0	0	0	0	1,100,000
030.7	Constr-Grant	0	0	0	600,000	500,000	0	0	0	0	0	1,100,000
110.6	Other LOGT	0	0	0	400,000	325,000	0	0	0	0	0	725,000
110.7	Other Grant	0	0	0	400,000	325,000	0	0	0	0	0	725,000
Project Total for : Fund: 3001 Capital Projects		Center: 414100	CIP-Transportation	Program: 3033	Advanced Traffic Management System							
		0	0	350,000	2,100,000	1,650,000	0	0	0	0	0	4,100,000
Total for Project: 002155A Advanced Traffic Management System Project Starkey Road South		0	0	350,000	2,100,000	1,650,000	0	0	0	0	0	4,100,000
Funding Source:												
Local Option Gas Tax		0	0	175,000	1,050,000	825,000	0	0	0	0	0	2,050,000
Grant - State		0	0	175,000	1,050,000	825,000	0	0	0	0	0	2,050,000
Funding Total:		0	0	350,000	2,100,000	1,650,000	0	0	0	0	0	4,100,000

Project Description: Design and construct a new ATMS/ITS system on Starkey Road from Tyrone Boulevard to SR 60 utilizing funds from 9th Cent Fuel Tax and County Incentive Grant Program (CIGP)

Project Classifications:
CIP Phase Planned
Location Clearwater

Pinellas County Capital Improvement Program
Project Budget Detail Report

Parameters: Function: Transportation Budget Type Code: Planning Fund Type: Governmental

Current Year Estimate												
2014	2015	2016	2017	2018	2019	2020	2021	2022	2023	2024	Total	

Function: Transportation
Activity: Road & Street Facilities

Project: 002156A Advanced Traffic Management System CR 1 from SR 60 to Alderman Road

Fund: 3001	Capital Projects	Center: 414100	CIP-Transportation	Program: 3033	Advanced Traffic Management System							
020.6	Design-LOGT	0	50,000	100,000	0	0	0	0	0	0	0	150,000
020.7	Design-Grant	0	50,000	100,000	0	0	0	0	0	0	0	150,000
030.6	Constr-LOGT	0	0	0	600,000	100,000	0	0	0	0	0	700,000
030.7	Constr-Grant	0	0	0	600,000	100,000	0	0	0	0	0	700,000
110.6	Other-LOGT	0	0	100,000	350,000	200,000	0	0	0	0	0	650,000
110.7	Other-Grant	0	0	100,000	350,000	200,000	0	0	0	0	0	650,000
Project Total for : Fund: 3001 Capital Projects		0	100,000	400,000	1,900,000	600,000	0	0	0	0	0	3,000,000
Total for Project: 002156A Advanced Traffic Management System CR 1 from SR 60 to Alderman Road		0	100,000	400,000	1,900,000	600,000	0	0	0	0	0	3,000,000
Funding Source:												
Local Option Gas Tax		0	50,000	200,000	950,000	300,000	0	0	0	0	0	1,500,000
Grant - State		0	50,000	200,000	950,000	300,000	0	0	0	0	0	1,500,000
Funding Total:		0	100,000	400,000	1,900,000	600,000	0	0	0	0	0	3,000,000

Project Description: Design and construct a new ATMS/ITS system on CR 1 from SR 60 to Alderman Road utilizing funds from 9th Cent Fuel Tax and County Incentive Grant Program (CIGP)

Project Classifications:
CIP Phase Planned
Location Clearwater

Pinellas County Capital Improvement Program
Project Budget Detail Report

Parameters: Function: Transportation Budget Type Code: Planning Fund Type: Governmental

Current Year Estimate												
2014	2015	2016	2017	2018	2019	2020	2021	2022	2023	2024	Total	

Function: Transportation
Activity: Road & Street Facilities

Project: 002157A Advanced Traffic Management System 113th Street from 54th Avenue North to West Bay Drive

Fund: 3001	Capital Projects	Center: 414100	CIP-Transportation	Program: 3033	Advanced Traffic Management System							
020.6	Design-LOGT	0	50,000	100,000	0	0	0	0	0	0	0	150,000
020.7	Design-Grant	0	50,000	100,000	0	0	0	0	0	0	0	150,000
030.6	Constr-LOGT	0	0	0	600,000	100,000	0	0	0	0	0	700,000
030.7	Constr-Grant	0	0	0	600,000	100,000	0	0	0	0	0	700,000
110.6	Other-LOGT	0	0	100,000	350,000	200,000	0	0	0	0	0	650,000
110.7	Other-Grant	0	0	100,000	350,000	200,000	0	0	0	0	0	650,000
Project Total for : Fund: 3001 Capital Projects		0	100,000	400,000	1,900,000	600,000	0	0	0	0	0	3,000,000
Total for Project: 002157A Advanced Traffic Management System 113th Street from 54th Avenue North to West Bay Drive		0	100,000	400,000	1,900,000	600,000	0	0	0	0	0	3,000,000
Funding Source:												
Local Option Gas Tax		0	50,000	200,000	950,000	300,000	0	0	0	0	0	1,500,000
Grant - State		0	50,000	200,000	950,000	300,000	0	0	0	0	0	1,500,000
Funding Total:		0	100,000	400,000	1,900,000	600,000	0	0	0	0	0	3,000,000

Project Description: Design and construct a new ATMS/ITS system on 113th Street from 54th Avennue North to West Bay Drive utilizing funds from 9th Cent Fuel Tax and County Incentive Grant Program (CIGP)

Project Classifications:

CIP Phase Planned
Location Largo, Belleair, Belleair Bluffs

Pinellas County Capital Improvement Program
Project Budget Detail Report

Parameters: Function: Transportation Budget Type Code: Planning Fund Type: Governmental

Current Year Estimate												
2014	2015	2016	2017	2018	2019	2020	2021	2022	2023	2024	Total	

Function: Transportation
Activity: Road & Street Facilities

Project: 002158A Alt US 19 & Nebraska - Palm Harbor Intersection Improvement

Fund: 3001	Capital Projects	Center: 414100	CIP-Transportation	Program: 3021	Intersection Improvements Projects							
020.6	Design-LOGT	0	40,000	0	0	0	0	0	0	0	0	40,000
020.7	Design-Grant	0	40,000	0	0	0	0	0	0	0	0	40,000
030.6	Constr-LOGT	0	0	210,000	0	0	0	0	0	0	0	210,000
030.7	Constr-Grant	0	0	210,000	0	0	0	0	0	0	0	210,000
Project Total for : Fund: 3001 Capital Projects Center: 414100			CIP-Transportation	Program: 3021	Intersection Improvements Projects							
			0	80,000	420,000	0	0	0	0	0	0	500,000
Total for Project: 002158A Alt US 19 & Nebraska - Palm Harbor Intersection Improvement			0	80,000	420,000	0	0	0	0	0	0	500,000
Funding Source:												
Local Option Gas Tax		0	40,000	210,000	0	0	0	0	0	0	0	250,000
Grant - State		0	40,000	210,000	0	0	0	0	0	0	0	250,000
Funding Total:		0	80,000	420,000	0	0	0	0	0	0	0	500,000

Project Description: Install traffic signal, intersection improvements including connection to the Pinellas Trail and sidewalk connectivity to Florida Avenue

Project Classifications:
CIP Phase Planned
Location Palm Harbor, East Lake

Transportation Total:	32,488,280	41,624,790	69,918,880	73,894,100	39,420,000	43,415,000	23,024,120	31,950,000	32,450,000	22,320,000	22,370,000	432,875,170
-----------------------	------------	------------	------------	------------	------------	------------	------------	------------	------------	------------	------------	-------------

Section 9: Municipal Work Programs

MUNICIPAL ROAD IMPROVEMENTS FY 2014/15 - FY 2018/19

Gulf of Mexico

COMMENCEMENT OF
PROGRAMMED CONSTRUCTION

FY 2014/15
FY 2015/16
FY 2016/17
FY 2017/18
FY 2018/19
Under Construction or
Scheduled in 2013/14

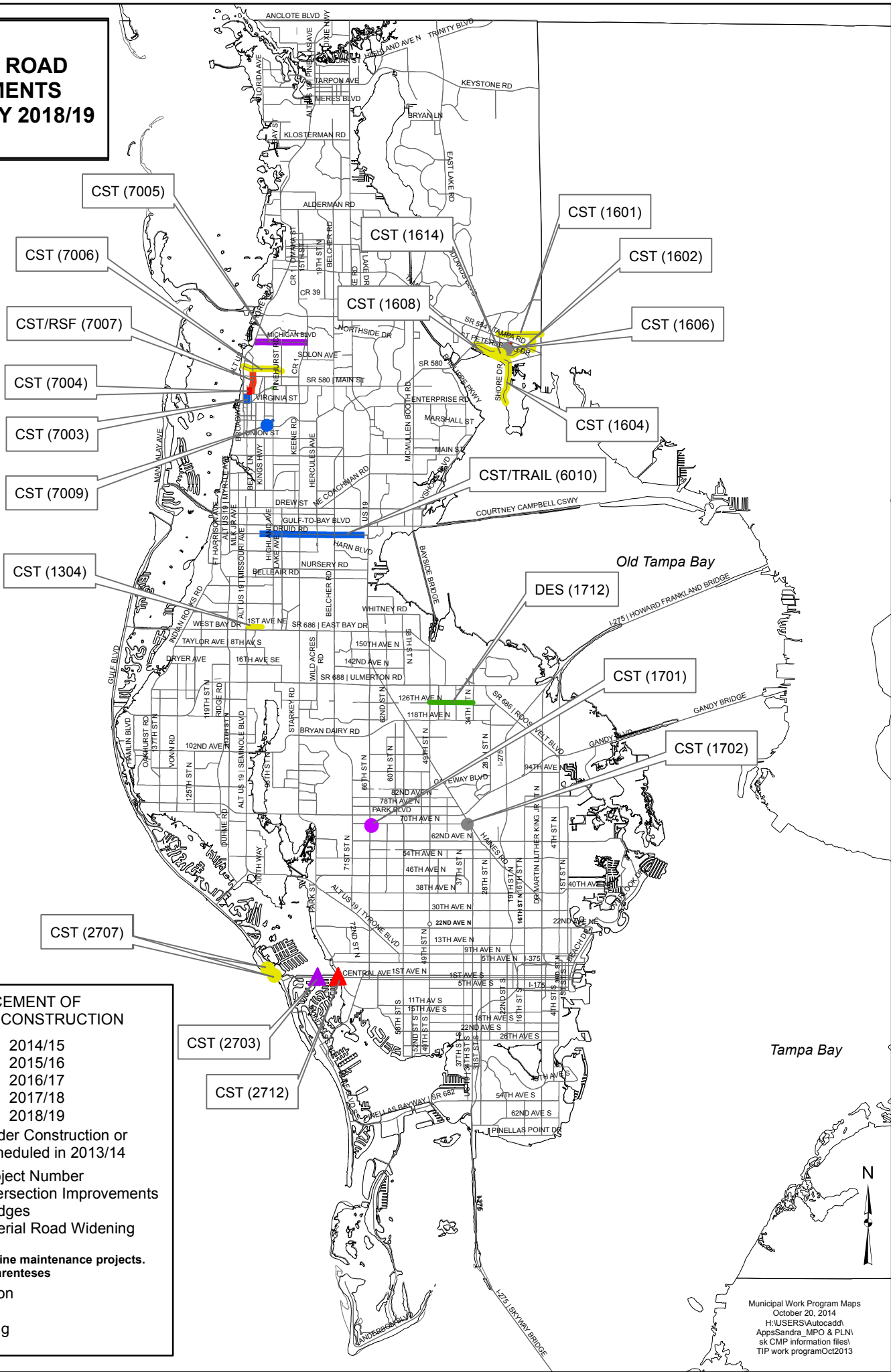
(XXXXXX) - Project Number

● - Intersection Improvements

▲ - Bridges

— - Arterial Road Widening

Does not include routine maintenance projects.
Project numbers in parentheses
CST - Construction
DES - Design
RSF - Resurfacing



MUNCIPAL WORK PROGRAMS
FY 2014/15 – 2018/19

BELLEAIR

FUNDS SHOWN ARE IN THOUSANDS

WORK ITEM #	PROJECT DESCRIPTION	TYPE WORK	14/15		15/16		16/17		17/18		18/19	
2000	Curb/Sidewalk		CST	35 LF	CST	35 LF	CST	35 LF				
2001	Roadway Projects		CST	2,500 LF								

CST = Construction; LF = Local Funds

MUNCIPAL WORK PROGRAMS
FY 2014/15 – 2018/19

BELLEAIR BEACH

FUNDS SHOWN IN THOUSANDS

WORK ITEM #	PROJECT DESCRIPTION	TYPE WORK	14/15		15/16		16/17		17/18		18/19	
3000	Resurface/curb work roadways 7 th to Harbor Dr. to 8 th to Gulf Blvd. 20 th and 21 st St. from Gulf Blvd. to Bayshore and Bayshore from 19 th St., Aleta, Donato Dr.	Resurfacing	CST	75	CST	40	CST	48	CST	77	CST	48
3001	Emergency repairs to bridges/bulkheads at Harrison Ave. and 22 nd St. Bridge	Repairs	CST	10	CST	15	CST	10	CST	10	CST	5

CST = Construction

**MUNCIPAL WORK PROGRAMS
FY 2014/15 – 2018/19**

BELLEAIR BLUFFS

FUNDS SHOWN ARE IN THOUSANDS

WORK ITEM #	PROJECT DESCRIPTION	TYPE WORK	14/15		15/16		16/17		17/18		18/19	
4000	Infrastructure/Paving/ Curbs	Reconstruction	CST	40	CST	90	CST	90				

CST = Construction

MUNCIPAL WORK PROGRAMS
FY 2014/15 – 2018/19

BELLEAIR SHORE

FUNDS SHOWN ARE IN THOUSANDS

WORK ITEM #	PROJECT DESCRIPTION	TYPE WORK	14/15		15/16		16/17		17/18		18/19	
	No transportation improvement projects are scheduled within the five-year time frame of the TIP. NOTE: Belleair Shore has no roads or other transportation facilities within its municipal boundaries											

MUNCIPAL WORK PROGRAMS
FY 2014/15 – 2018/19

CLEARWATER

FUNDS SHOWN ARE IN THOUSANDS

WORK ITEM #	PROJECT DESCRIPTION	TYPE WORK	14/15		15/16		16/17		17/18		18/19	
6000	Citywide Streets Resurfacing & Maintenance	Resurfacing	CST	3,538	CST	3,553	CST	5,564	CST	3770		4114
6001	Citywide Intersection Improvements (Minor)	Safety	CST	50	CST	50	CST	50	CST	50		50
6002	Citywide New Traffic Signals	Traffic Operation	CST	40	CST	40	CST	40	CST	40		40
6003	Citywide Traffic Signals	Renovation	CST	45	CST	45	CST	45	CST	45		100
6004	Citywide Sidewalks	New Construction	CST	472	CST	472	CST	472	CST	472		472
6005	Paving Unpaved Streets	Paving	CST	1,794	CST	1,794	CST	1794	CST	1794		1794
6006	Traffic Calming	Traffic Calming	CST	595	CST	595	CST	595	CST	570		320
6007	Intersection Improvements (Major)		CST	200 TIF 100 GT	CST	200 TIF 100 GT	CST	200 TIF 55 GT 45 RM	CST	200 TIF 55 GT 45 RM		200 TIF 60 GT 55 RM
6008	Parking Lot Resurfacing		CST	50	CST	50	CST	50	CST	50		50

CLEARWATER**FUNDS SHOWN ARE IN THOUSANDS**

WORK ITEM #	PROJECT DESCRIPTION	TYPE WORK	14/15		15/16		16/17		17/18		18/19	
6009	Parking Garage Maintenance & Repair	Parking	CST	75	CS T	75	CST	75	CST	75		83
6010	Druid Trail	Trail					CST	2,011 TAP				
6011	Parking Lot Improvement	Parking	CST	100	CST	100	CST	100	CST	100		150
6012	Replacement of four bridges on Island Estates	Bridge Replacement			CST	2,000						
6013	Wood Valley Traffic Calming	Traffic Calming	CST	900								
6014	Greenleaf Otten Traffic Calming	Traffic Calming	CST	3,200								

CST = Construction; TIF = Transportation Impact Fee; GT = Gas Tax; RM = Road Millage, TAP = Transportation Alternatives Program

MUNCIPAL WORK PROGRAMS
FY 2014/15 – 2018/19

DUNEDIN			FUNDS SHOWN ARE IN THOUSANDS									
WORK ITEM #	PROJECT DESCRIPTION	TYPE WORK	14/15		15/16		16/17		17/18		18/19	
7000	Street Resurfacing - Citywide	Maintenance	CST	420 GT	CST	420 GT	CST	420 GT	CST	420 GT	CST	200 GT
7001	Battery Replacement - Citywide	Maintenance	CST	5 TIF	CST	5 TIF	CST	5 TIF	CST	5 TIF	CST	5 TIF
7002	Traffic Signal Upgrades - Citywide	Maintenance	CST	5 TIF	CST	5 TIF	CST	5 TIF	CST	5 TIF	CST	5 TIF
7003	North Douglas Corridor Improvement - Main St to Skinner Blvd	Construction					CST	3 CRA	CST	3 CRA	CST	3 CRA
7004	Milwaukee – Skinner Blvd to Bay St	Road Widening to Two Full Lanes							CST	300 OCOST		
7005	Michigan Blvd. - Alt 19 to CR 1	Construction	CST	645 OCOST	CST	352 OCOST 300 GT	CST	540 OCOST				
7006	San Salvador - Alt 19 to Pinehurst Rd	Construction			CST	630 OCOST	CST	240 OCOST				

DUNEDIN**FUNDS SHOWN ARE IN THOUSANDS**

WORK ITEM #	PROJECT DESCRIPTION	TYPE WORK	14/15		15/16		16/17		17/18		18/19	
7007	MLK - Skinner Blvd to San Christopher Dr	Resurfacing							CST	288 OCOST		
7008	Highland Streetscape – Main St to Skinner Blvd	Construction					CST	107 CRA	CST	107 CRA		
7009	Beltrees St at Patricia Ave	Construction					CST	960 OCOST	CST	648 OCOST		
7010	Repair/Replace Infrastructure -Downtown	Maintenance/ Construction					CST	20 LF	CST	20 LF	CST	20 LF
7011	Huntley/ Monroe Enhancements	Construction	CST	50 LF								
7012	Downtown Improvements	Construction			CST	30 LF	CST	20 LF	CST	20 LF	CST	20 LF

CST=Construction; OCOST = One Cent Optional Sales Tax; GT = Gas Tax; TIF = Transportation Impact Fee; LF = Local Funds;
CRA = Community Redevelopment Agency

MUNCIPAL WORK PROGRAMS
FY 2014/15 – 2018/19

GULFPORT

FUNDS SHOWN ARE IN THOUSANDS

WORK ITEM #	PROJECT DESCRIPTION	TYPE WORK	14/15		15/16		16/17		17/18		18/19	
8000	Citywide Resurfacing of Local Streets	Resurfacing	CST	150 LF	CST	150 LF	CST	150 LF				
8001	City Sidewalk Construction/ Reconstruction	Upgrade	CST	20 LF	CST	20 LF	CST	20 LF				

CST = Construction; LF = Local Funds

MUNCIPAL WORK PROGRAMS
FY 2014/15 – 2018/19

INDIAN ROCKS BEACH

FUNDS SHOWN ARE IN THOUSANDS

WORK ITEM #	PROJECT DESCRIPTION	TYPE WORK	14/15		15/16		16/17		17/18		18/19	
9000	Street Resurfacing	Milling/ Resurfacing			CST	200 LF						

CST = Construction; LF = Local Funds (includes Local Option Sales Tax, Local Option gas Tax, and/or Grant funding)

MUNCIPAL WORK PROGRAMS
FY 2014/15 – 2018/19

INDIAN SHORES

FUNDS SHOWN ARE IN THOUSANDS

WORK ITEM #	PROJECT DESCRIPTION	TYPE WORK	14/15		15/16		16/17		17/18		18/19	
	No transportation improvement projects are scheduled within the five-year time frame of the TIP.											

MUNCIPAL WORK PROGRAMS
FY 2014/15 – 2018/19

KENNETH CITY			FUNDS SHOWN ARE IN THOUSANDS									
WORK ITEM #	PROJECT DESCRIPTION	TYPE WORK	14/15		15/16		16/17		17/18		18/19	
1201	Addition median enhancements on 54 th Ave N from 66 th St to 53 rd St				CST	200 LF						
1202	Streetlights on 54 th Ave N from 62 nd St to 58 th St				CST	65 LF						
1203	Sidewalk widening and median landscaping on 54 th Ave N between 61 st Way and 55 th St				CST	125 LF						

LF = Local Funds (Kenneth City beautification fund)

MUNCIPAL WORK PROGRAMS
FY 2014/15 – 2018/19

LARGO

FUNDS SHOWN ARE IN THOUSANDS

WORK ITEM #	PROJECT DESCRIPTION	TYPE WORK	14/15		15/16		16/17		17/18		18/19	
1300	Citywide Local Roadway & Infrastructure Improvements	Construction/ Reconstruction	DGN/CST	434 CGT 233 LOST 80 CRA- WBD	DGN/CST	419 CGT 342 LOST	DGN/CST	1,244 CGT 1,911 LOST 466 CRA- WBD	DGN/CST	1,495 CGT 792 LOST	DGN/CST	190 CGT 37 LOST
1301	Community Streets Roadway & Infrastructure Improvements	Construction/ Reconstruction	DGN/CST	920 CGT 482 TIF 575 LOST 66 CRA- WBD	DGN/CST	192 CGT 695 TIF 219 LOST	DGN/CST	83 CGT 159 TIF 291 LOST 341 CRA- WBD	DGN/CST	1,582 TIF 884 LOST 44 CRA- WBD	DGN/CST	140 CGT 1,148 TIF 357 LOST 51 CRA- WBD
1302	Transit Station Masterplan	Study	PE&E	75 TIF 25 CRA- WBD								
1303	Downtown Multimodal & Gateway Improvements	Construction	DGN	150 CRA- WBD	CST	515 CRA- WBD			DGN	55 CGT 55 CRA	DGN/CST	375 CGT 450 CRA

LARGO**FUNDS SHOWN ARE IN THOUSANDS**

WORK ITEM #	PROJECT DESCRIPTION	TYPE WORK	14/15		15/16		16/17		17/18		18/19	
1304	1 st Ave NE Local Roadway & Infrastructure Improvements	Reconstruction	DGN	62 CGT	CST	328 CGT						
1305	Adrian & Gladys Sidewalks	Reconstruction	CST	200 TIF								

CST = Construction; DGN = Design; LOST = Local Option Sales Tax; CGT = Community Gas Tax; TIF = Transportation Impact Fee; Gen. = General Fund;
PE&E = Preliminary Engineering & Evaluation; DTIF = Downtown Tax Increment Fund; CRA-WBD = Community Redevelopment Agency–West Bay Drive Fund;
Storm = Stormwater Fund

MUNCIPAL WORK PROGRAMS
FY 2014/15 – 2018/19

MADEIRA BEACH

FUNDS SHOWN ARE IN THOUSANDS

WORK ITEM #	PROJECT DESCRIPTION	TYPE WORK	14/15		15/16		16/17		17/18		18/19	
1440	Citywide Maintenance and Resurfacing of Local Streets	Maintenance	CST	100 LF	CST	100 LF	CST	100 LF				

CST = Construction; LF = Local Funds

MUNCIPAL WORK PROGRAMS
FY 2014/15 – 2018/19

NORTH REDINGTON BEACH

FUNDS SHOWN ARE IN THOUSANDS

WORK ITEM #	PROJECT DESCRIPTION	TYPE WORK	14/15		15/16		16/17		17/18		18/19	
1500	Gulf Blvd: Underground Utilities		CST	250 LF	CST	250 LF						
1501	Streetscaping		CST	100 LF	CST	100 LF						

CST = Construction; LF = Local Funds

MUNCIPAL WORK PROGRAMS
FY 2014/15 – 2018/19

OLDSMAR

FUNDS SHOWN ARE IN THOUSANDS

WORK ITEM #	PROJECT DESCRIPTION	TYPE WORK	14/15		15/16		16/17		17/18		18/19	
1600	Citywide Street Resurfacing/Curb Repair	Resurfacing/ Maintenance	CST	260 LF	CST	270 LF	CST	280 LF	CST	290 LF	CST	310 LF
1601	Douglas Rd	Improvement /Trail			CST	200 LF	CST	3100 LF				
1602	Burbank Rd.	Extension	CST	35 LF	CST	320 LF			CST	1150 LF		
1603	CRA Sidewalks	Improvement	CST	25 LF	CST	25 LF	CST	25 LF	CST	25 LF	CST	25 LF
1604	Shore Drive East	Improvement			CST	140 LF	CST	140 LF			CST	200 LF
1605	Harbor Palms	Improvement			CST	75 LF	CST	150 LF	CST	150 LF	CST	150 LF
1606	State St/SR580 Intersection	Improvement	CST	25 LF	CST	450 LF						
1607	CRA	Parking Garage			CST	1000 LF	CST	11000 LF				
1608	St. Petersburg Drive*	Streetscaping					CST	80 LF	CST	600 LF	CST	80 LF
1609	North Support Area Entrance Road	Improvement			CST	130 LF						
1610	CRA Intersection.	Traffic Calming							CST	125 LF		
1611	CRA Streets	Resurfacing	CST	33 LF	CST	34 LF	CST	35 LF	CST	36 LF	CST	37 LF
1612	Transit Station/Terminal	Multimodal Station							CST	1400 LF	CST	1400 LF
1613	Arlington Ave at Buckingham	Extension									CST	18 LF

OLDSMAR**FUNDS SHOWN ARE IN THOUSANDS**

WORK ITEM #	PROJECT DESCRIPTION	TYPE WORK	14/15		15/16		16/17		17/18		18/19	
1614	Chestnut at Buckingham	Improvements			CST	60 LF						
1615	City Hall W. Parking Lot	Renovation	CST	80 LF								
1616	City Wide	Sidewalk and Curb Replacement	CST	50 LF	CST	50 LF	CST	50 LF	CST	50 LF	CST	50 LF
1617	Forest Lakes Blvd RR Crossing	Safety Enhancements	CST	30 LF	CST	175 LF						
1618	Bayview Blvd NB at Tampa Rd	Right Turn Lane			CST	30 LF	CST	165 LF				

*Parking, sidewalks and intersections

CST = Construction; LF = Local Funds

MUNCIPAL WORK PROGRAMS
FY 2014/15 – 2018/19

PINELLAS PARK

FUNDS SHOWN ARE IN THOUSANDS

WORK ITEM #	PROJECT DESCRIPTION	TYPE WORK	14/15		15/16		16/17		17/18		18/19	
1700	Street Resurfacing (5 YR Annual Program – Citywide)	Maintenance	CST	750 IST	CST	750 IST	CST	750 IST	CST	750 IST	CST	750 IST
1701	Left Turn Lane on 70 th Ave at 66 th St	Construction	CST	22.5 IST 22.5 TIF	CST	180 IST 100 TIF						
1702	Widen 70 th Ave at US 19	Construction	CST	22.5 IST 22.5 TIF	CST	165 IST 165 TIF						
1703	Thermoplastic Road Striping of 86 th Ave, 9 th Ave and 118 th Ave	Construction	CST	50 TIF	CST	40 TIF	CST	40 TIF	CST	40 TIF	CST	40 TIF
1704	Street Lights in Newly Annexed Neighborhoods	Construction			CST	18 IST						
1705	Mill and Resurface Roads in Gateway Center	Construction			CST	350 IST						
1706	Sidewalk, Ramp and Neighborhood Program	Construction	CST	50 IST	CST	50 IST	CST	50 IST	CST	50 IST	CST	50 IST
1707	CRA Sidewalk Improvements	Construction	CST		CST	40 CRA	CST	50 CRA	CST	50 CRA	CST	50 CRA
1708	60 th St. Sidewalks and Related Drainage Improvements	Construction	CST	123.5 IST								

PINELLAS PARK**FUNDS SHOWN ARE IN THOUSANDS**

WORK ITEM #	PROJECT DESCRIPTION	TYPE WORK	14/15		15/16		16/17		17/18		18/19	
1709	90 th Ave. Sidewalks and Related Drainage Improvements (70 th St. to Belcher Rd.)	Construction							CST	320 IST		
1710	90 th Ave. Sidewalks and Related Drainage Improvements (66th St. to 70 th St.)	Construction					CST	200 IST				
1711	Park Place Transit District Light Rail Related Improvements	Construction									CST	500
1712	126 th Ave Extension From 49 th St N to 34 th St N	Engineering									DGN	750

CST = Construction; CRA = Tax Increment Finance Funds; IST = Infrastructure Sales Tax; TIF=Transportation Impact Fee; CDBG=Community Development Block Grant; DGN = Design

MUNCIPAL WORK PROGRAMS
FY 2014/15 – 2018/19

REDINGTON BEACH			FUNDS SHOWN ARE IN THOUSANDS									
WORK ITEM #	PROJECT DESCRIPTION	TYPE WORK	14/15		15/16		16/17		17/18		18/19	
	No transportation improvement projects are scheduled within the five-year time frame of the TIP.											

MUNCIPAL WORK PROGRAMS
FY 2014/15 – 2018/19

REDINGTON SHORES			FUNDS SHOWN ARE IN THOUSANDS									
WORK ITEM #	PROJECT DESCRIPTION	TYPE WORK	14/15		15/16		16/17		17/18		18/19	
	No transportation improvement projects are scheduled within the five-year time frame of the TIP.											

MUNCIPAL WORK PROGRAMS
FY 2014/15 – 2018/19

SAFETY HARBOR

FUNDS SHOWN ARE IN THOUSANDS

WORK ITEM #	PROJECT DESCRIPTION	TYPE WORK	14/15		15/16		16/17		17/18		18/19	
2100	Sidewalks (Citywide)	Construct	CST	50 GT	CST	50 GT	CST	50 GT	CST	50 GT	CST	50 GT
2101	Resurfacing/ Repair Work	Repair	CST	40 GT,P	CST	420 GT,P	CST	20 GT,P	CST	420 GT,P	CST	20 GT,P
2102	Brick Street Restoration	Construct	PE, CST	20 GT, P, W&SR	PE, CST	20 GT, P, W&SR	PE,C ST	20 GT, P, W&SR	PE,C ST	70 GT, P, W&SR	PE, CST	270 GT, P, W&SR
2103	Citywide Traffic Analysis/ Implementation	Study	CST	3 GT, O	CST	3 GT, O	CST	3 GT, O	CST	3 GT, O	CST	3 GT, O
2104	Bridge Maintenance and Repair	Mainten.	CST	25 GT, O	CST	25 GT, O	CST	25 GT, O	CST	25 GT, O	CST	25 GT, O

CST = Construction; GT = Gas Tax; O= Other (Impact fee, Community Development grants, etc.); P = Penny for Pinellas; W&SR = Water & Sewer Revenues

MUNCIPAL WORK PROGRAMS
FY 2014/15 – 2018/19

SEMINOLE

FUNDS SHOWN ARE IN THOUSANDS

WORK ITEM #	PROJECT DESCRIPTION	TYPE WORK	14/15		15/16		16/17		17/18		18/19	
2200	Roadway Resurfacing	Maintenance	CST	150 LF	CST	150 LF	CST	150 LF	CST	150 LF	CST	150 LF
2201	Traffic Signal Replacement	Installation	CST	2 LF	CST	2 LF	CST	2 LF	CST	2 LF	CST	2 LF
2202	Street Lights	Installation	CST	5 LF	CST	5 LF	CST	5 LF	CST	5 LF	CST	5 LF
2203	Sidewalk	Installation	CST	10 LF	CST	10 LF	CST	10 LF	CST	10 LF	CST	10 LF

CST = Construction; LF = Local Funds

MUNCIPAL WORK PROGRAMS
FY 2014/15 – 2018/19

SOUTH PASADENA

FUNDS SHOWN ARE IN THOUSANDS

WORK ITEM #	PROJECT DESCRIPTION	TYPE WORK	14/15		15/16		16/17		17/18		18/19	
2300	Road Paving	Resurface & Milling	CST	20 LF								

CST = Construction; LF = Local Funds

MUNCIPAL WORK PROGRAMS
FY 2014/15 – 2018/19

ST. PETERSBURG

FUNDS ARE SHOWN IN THOUSANDS

WORK ITEM #	PROJECT DESCRIPTION	TYPE WORK	14/15		15/16		16/17		17/18		18/19	
2400	Neighborhood Transportation Management Program	Traffic Calming	CST	50 NCIIF	CST	50 NCIIF	CST	50 NCIIF	CST	50 NCIIF	CST	50 NCIIF
2401	Street and Road Improvements	Maintenance	CST	4,500 NCIIF	CST	4,500 NCIIF	CST	4,500 NCIIF	CST	4,500 NCIIF	CST	4,500 NCIIF
2402	Road and Alley Reconstruction	Maintenance	CST	1000 NCIIF	CST	750 NCIIF	CST	300 NCIIF	CST	300 NCIIF	CST	300 NCIIF
2403	Intersections Modifications	Traffic Safety	CST	50 NCIIF	CST	50 NCIIF	CST	50 NCIIF	CST	50 NCIIF	CST	50 NCIIF
2404	Curb Replacement/ Ramps	Maintenance	CST	500 NCIIF	CST	500 NCIIF	CST	500 NCIIF	CST	500 NCIIF	CST	500 NCIIF
2405	Sidewalk Reconstruction/ Expansion	Maintenance	CST	600 NCIIF	CST	600 NCIIF	CST	600 NCIIF	CST	600 NCIIF	CST	600 NCIIF
2406	Bridge Rehab./ Replacement	Maintenance	CST	1,700 NCIIF	CST	250 NCIIF	CST	550 NCIIF	CST	2,900 NCIIF	CST	1,350 NCIIF
2407	Gateway Areawide DRI Mitigation Program	New Construction	CST	100 TIF	CST	100 TIF	CST	100 TIF	CST	100 TIF	CST	100 TIF

ST. PETERSBURG**FUNDS ARE SHOWN IN THOUSANDS**

WORK ITEM #	PROJECT DESCRIPTION	TYPE WORK	14/15		15/16		16/17		17/18		18/19	
2408	Special Assessments for Alley and Street Paving	Maintenance	CST	150 NCIIF	CST	150 NCIIF	CST	150 NCIIF	CST	150 NCIIF	CST	150 NCIIF
2409	Railway Crossing Improvements, 9th Ave. N at 19th St.	Maintenance			CST	50 NCIIF	CST	255 NCIIF				
2410	Bicycle Pedestrian Facilities	New Construction	CST	50 NCIIF	CST	100 NCIIF	CST	50 NCIIF	CST	100 NCIIF	CST	100 NCIIF
2411	Intown Streetscape Improvements	New Construction	CST	200 GCIF	CST	200 GCIF	CST	200 GCIF	CST	200 GCIF	CST	200 GCIF
2412	Sidewalks	New Construction	CST	200 TIF	CST	200 TIF	CST	200 TIF	CST	200 TIF	CST	200 TIF
2413	Downtown Intersection & Pedestrian Facilities	New Construction	CST	125 TIF	CST	125 TIF	CST	125 TIF	CST	125 TIF	CST	125 TIF
2414	Traffic Safety Program	New Construction	CST	250 TIF	CST	250 TIF	CST	250 TIF	CST	250 TIF	CST	250 TIF
2415	City Trails – Bicycle Trails	New Construction	CST	950 TIF	CST	500 TIF						
2416	Comprehensive Streetscaping/ Greenscaping	New Construction					CST	500 NCIIF			CST	500 NCIIF

ST. PETERSBURG**FUNDS ARE SHOWN IN THOUSANDS**

WORK ITEM #	PROJECT DESCRIPTION	TYPE WORK	14/15		15/16		16/17		17/18		18/19	
2417	BayWalk & SouthCore Garage Improvements	Maintenance	CST	300 DPCPF	CST	50 DPCPF	CST	200 DPCPF	CST	50 DPCPF	CST	200 DPCPF
2419	New Meter Technology	New Construction	CST	200 DPCPF								
2420	I-175 On Ramp/4th St. S Two-Way	New Construction	CST	500 MF	CST	800 MF	CST	600 MF	CST	300 MF		
2421	Skyway Marina District Streetscaping/ Greenscaping	New Construction	CST	500 NCIIF								
2422	Wayfaring Signage & Sign Replacement	New Construction	CST	400 NCIIF	CST	150 NCIIF	CST	150 NCIIF	CST	150 NCIIF	CST	150 NCIIF

CST = Construction; NCIIF = Neighborhood and Citywide Infrastructure Capital Improvement Fund; TIF = Transportation Impact Fees Capital Projects Fund; GCIF = General Capital Improvement Fund; DPCPF = Downtown Parking Capital Projects Fund; MF = Multiple Fund Categories

MUNCIPAL WORK PROGRAMS
FY 2014/15 – 2018/19

ST. PETE BEACH

FUNDS ARE SHOWN IN THOUSANDS

WORK ITEM #	PROJECT DESCRIPTION	TYPE WORK	14/15		15/16		16/17		17/18		18/19	
2500	Citywide Continuing Maintenance and Resurfacing Program	Resurfacing	CST	277 LF	CST	277 LF						
2501	Curb and Sidewalk Repairs (citywide)	Repairs	CST	79 LF	CST	79 LF						

CST = Construction; LF = Local Funds

MUNCIPAL WORK PROGRAMS
FY 2014/15 – 2018/19

TARPON SPRINGS

FUNDS ARE SHOWN IN THOUSANDS

WORK ITEM #	PROJECT DESCRIPTION	TYPE WORK	14/15		15/16		16/17		17/18		18/19	
2600	Citywide Sidewalks	Improvements	CST	100			CST	100				
2601	Resurfacing City Streets	Paving	CST	200			CST	200				
2602	Brick Streets	Reconstruction			CST	300						

CST = Construction

MUNCIPAL WORK PROGRAMS
FY 2014/15 – 2018/19

TREASURE ISLAND

FUNDS ARE SHOWN IN THOUSANDS

WORK ITEM #	PROJECT DESCRIPTION	TYPE WORK	14/15		15/16		16/17		17/18		18/19	
2701	Beach Trail Extension from 119 th Ave to John's Pass								CST	1,000		
2702	Rehabilitate Major Electrical Components of the Bascule Bridge Generator				CST	152						
2703	Rehabilitate Major Hydraulic Components of the Bascule Bridge Valves		CST	150								
2704	Street Resurfacing		CST	286	CST	263	CST	290	CST	275	CST	355
2705	Upgrade Street Signage for Reflectivity				CST	50						
2706	Gulf Blvd Undergrounding		CST	3,740								
2707	Mast Arm Maintenance on Gulf Blvd at 112 th Ave, 117 th Ave and W Gulf Blvd				CST	20						
2708	New Crosswalks on Gulf Blvd						CST	25	CST	25	CST	25
2709	Bascule Bridge Painting and Coating/Refurbishing Architectural Features and Concrete								CST	100	CST	150
2710	Bascule Bridge Upgrade Computers and Servers				CST	50						

TREASURE ISLAND**FUNDS ARE SHOWN IN THOUSANDS**

WORK ITEM #	PROJECT DESCRIPTION	TYPE WORK	14/15		15/16		16/17		17/18		18/19	
2711	Treasure Island Causeway Bridge & Downtown Lighting Study and Replacement		DGN	20	CST	432	CST	200				
2712	Treasure Island Causeway Concrete Bridge Repair								CST	25		
2713	Electronic Traffic Information Signs for all bridges								CST	300		
2714	Causeway Electronic Traffic Information Signs – Gulf Blvd								CST	300		
2715	Treasure Island Bascule Bridge Programmable Logic Controller		CST	51								

CST = Construction; DGN = Design

Appendix

INDEX OF ABBREVIATIONS

LOCAL WORK ITEM CODES

10XX	Pinellas County (Local Funding)	11XX	Indian Shores (Local Funding)	19XX	Redington Shores (Local Funding)
20XX	Belleair (Local Funding)	12XX	Kenneth City (Local Funding)	21XX	Safety Harbor (Local Funding)
30XX	Belleair Beach (Local Funding)	13XX	Largo (Local Funding)	22XX	Seminole (Local Funding)
40XX	Belleair Bluffs (Local Funding)	14XX	Madeira Beach (Local Funding)	23XX	South Pasadena (Local Funding)
50XX	Belleair Shores (Local Funding)	15XX	North Redington Beach (Local Funding)	24XX	St. Petersburg (Local Funding)
60XX	Clearwater (Local Funding)	16XX	Oldsmar (Local Funding)	25XX	St. Pete Beach (Local Funding)
70XX	Dunedin (Local Funding)	17XX	Pinellas Park (Local Funding)	26XX	Tarpon Springs (Local Funding)
80XX	Gulfport (Local Funding)	18XX	Redington Beach (Local Funding)	27XX	Treasure Island (Local Funding)
90XX	Indian Rocks Beach (Local Funding)				

ACAN	Advance Construction Any Area	BNIR	Intrastate R/W and Bridge Bonds
ACBR	Advance Construction (BRT)	BNPK	Amendment 4 Bonds
ACCM	Advance Construction (CM)	BRAC	Federal Bridge Replacement
ACEM	Earmarks AC	BRP	State Bridge Replacement
ACEN	Advance Construction (EBNH)	BRRP	State Bridge Repair And Rehab
ACEP	Advance Construction (EBBP)	BRT	Fed Bridge Repl – On System
ACER	Advance Construction (ER)	BRTD	Fed Bridge Repl - Discretionary
ACIM	Advance Construction (IM)	BRTZ	BRT (AC/Regular)
ACNH	Advance Construction (NH)	BU	Db, Urban Areas > 200K
ACNP	Advance Construction (NHPP)	CAAA	Clean Air Act Amendments of 1990
ACNR	Ac Nat Hwy Perform Resurfacing	CFA	Contractor Funds Advance
ACSA	Advance Construction (SA)	CMAQ	Congestion Mitigation and Air Quality
ACSB	AC for SABR – STP Bridges	CIGP	County Incentive Grant Program
ACSE	Advance Construction (SE)	CIGR	CIGP for Growth Management
ACSH	Advance Construction (SH)	CM	Congestion Mitigation – ACQ
ACSL	Advance Construction (SL)	COE	Corp of Engineers (Non-Budget)
ACSN	Advance Construction (SN)	D	Unrestricted State Primary
ACSP	Advance Construction (SP)	DART	Dial-A-Ride Transit
ACSS	Advance Construction (SS)	DC	State Primary PE Consultants
ACSU	Advance Construction (SU)	DDR	District Dedicated Revenue
ACTA	AC-Trans Alternatives Any Area	DDRF	Dist Dedicated Rev Matching Fund
ACTL	Trans Alternatives <200K	DEM	Environmental Mitigation
ACTN	AC-Trans Alternatives <5K	DEMW	Environmental Mitigation-Wetlands
ACTU	AC-Trans Alternatives >200K	DEP	Dept of Environmental Protection
ADA	Americans with Disabilities Act	DER	Emergency Relief – State Funds
ATMS	Advanced Transportation Management Systems	DFTA	Fed Pass - Through \$ From FTA
AE	Annual Element	DI	St.-S/W Inter/Intrastate Hwy
BA	Donor Bonus, Any Area	DIH	State In-house Product Support
BL	Db, Areas <= 200k	DIOH	State 100% - Overhead
BNBR	Amendment 4 Bonds (Bridges)	DIRS	Advanced Acquisition - Intra. Corr.
BNCA	Bond - Controlled Access	DIS	Strategic Intermodal System
BNDS	Bond – State	DRI	Development of Regional Impact
		DIRT	State Funds Used on Tpk

DITS	Statewide ITS	EPA	Environmental Protection Agency
DL	Local Funds - PTO – Budgeted	ER05	Hurricanes 2005
DPTO	State PTO	ER06	Hurricanes 2006
DRA	Rest Areas – State 100%	ER07	Natural Disasters 2007
DS	State Primary Highways and PTO	ER08	Hurricanes 2008
DSB	Pri Consult/Reimbursed by bonds	ER09	2009 Emergency Relief Events
DSB0	Unallocated to Facility	ER10	2010 Emergency Relief Events
DSB1	Skyway	ER13	2013 Emergency Relief Events
DSB2	Everglades Pkwy/Alligator Alley	F001	Federal Discretionary – US 19
DSB3	Pinellas Bayway	F002	Corridors/Borders – US 19
DSB4	Miami-Dade Expressway Authority	F003	I-75 Discretionary
DSB5	Beeline East	F004	Corridors/Borders – Boca Raton
DSB6	Tampa-Hillsborough Expr Auth	F330	Sec 330 STP Earmarks 2003
DSB7	Mid-Bay Bridge Authority	FAA	Federal Aviation Administration
DSB9	Santa Rosa County	FBD	Ferryboat Discretionary
DSBB	Orlando-Orange Co. Expr. Sys.	FCO	Primary/Fixed Capital Outlay
DSBC	Garcon Point Bridge	FD21	FDM-Dodge Island Tunnel
DSBD	I-95 Express Lanes	FDOT	Florida Department of Transportation
DSBE	Emerald Coast Bridge Authority	FEDR	Federal Research Activities
DSBF	I-595	FEMA	Fed Emergency Mgt Assistance
DSBT	Turnpike	FFTF	Federal Forfeiture Trust Fund
DSB0	Unallocagted to Facility	FGWB	Fixed Guideway Bond Projects
DSB3	Pinellas Bayway	FHWA	Federal Highway Administration
DSF	State Primary Matching Fund	FHPP	Federal High Priority Projects
DU	State Primary/Federal Reim	FLEM	FL Div of Emergency Management
DWS	Weigh Stations-State 100%	FMA	Federal Maritime Administration
EB	Equity Bonus	FPN	Financial Project Number
EBBP	Equity Bonus – Bridge	FRA	Federal Railroad Administration
EBNH	Equity Bonus - NH	FRAD	FRA Grant Payback
EBOH	Equity Bonus- Overhead	FRM4	STP, Earmarks - 2004
EM09	GAA Earmarks FY 2009	FRM6	Highway Priority Projects
EM10	GAA Earmarks FY 2010	FSDU	Fed Stimulus, FTA Reimb
EM11	GAA Earmarks FY 2011	FSF1	Fed Stimulus, S/W Managed

FSFB	Fed Stimulus, Ferry Boat Disc			Efficiency Act of 1991
FSSD	Fed Stimulus, Discretionary	IRR		Indian Reservation Roads
FSSE	Fed Stimulus, Enhancement	ITS		Intelligent Transportation Systems
FSSL	Fed Stimulus, Areas <= 200K	IVH		Intelligent Vehicle Highway Sys
FSSN	Fed Stimulus, Non-Urban	LF		Local Funds
FSSU	Fed Stimulus, Urbn Areas > 200K	LFBN		Processing Tool to Hold Bond Budget Until end of Fiscal Year
FTA	Federal Transit Administration			"LF" for STTF Utility Work
FTAD	FTA Funds Comm. By TD Comm.	LFD		Local Fund - for Matching F/A
FTAT	FHWA Transfer to FTA (non-bud)	LFF		Local Funds Interest Earned
F001	Fed. Discretionary – US 19	LFI		Local Funds not in Escrow
F002	Corridors/Borders – US 19	LFNE		Local Funds for Participating
F003	I-75 Discretionary	LFP		Local Funds/Reimbursable
GMR	General Revenue for SIS	LFR		Local Fund Reim.-Future
GR08	Gen Rev. Projects for 2008 GAA	LFRF		Local Funds Unforseen Work
GRSC	General Revenue for SCOP	LFU		Highway Infrastructure - 2010
GR08	General Revenue Projects for 2008 GAA	LHIP		Local Reimbursable-Small Cnty
HP	Federal Highway Planning	LRSC		Long Range Transportation Plan
HPAC	HP (AC/Regular)	L RTP		Min. Allocation (any area)
HPP	High Priority Projects	MA		Min. Alloc. Bridges (non-BRT)
HR	Federal Highway Research	MABP		Min. Alloc. Bridges (BRT)
HRRR	High Risk Rural Road	MABR		Min. Alloc. (NH)
HSP	Highway Safety Program	MANH		Motor Carrier Safety Assist.
HSR	High Speed Rail Corr Sec.1010	MCSA		Motor Carrier Safety Grant
HSRS	High Speed Rail Stimulus (FRA)	MCSG		Minimum Guarantee
I	Fed Interstate/State Primary	MG		Min. Guarantee Bridge Program
IBRC	Innovative Bridge Res & Const	MGBP		Minimum Guarantee for NH
IM	Interstate Maintenance	MGNH		MA Areas <= 200k
IFLA	I Florida	ML		MA Urban Areas > 200k
IMAC	IM (AC/Regular)	MU		Metropolitan Planning Organization
IMD	Interstate Maintenance Discret	MPO		National Ambient Air Quality Standards
INS	Insurance	NAAQS		National Corridor Plan and Dev
INST	Insurance - Turnpike	NCPD		Principal Arterials
ISTEA	Intermodal Surface Transportation	NH		

NHAC	NH (AC/Regular)	RHP	Rail-Highway Xings – Prot. Dev.
NHBR	National Highways Bridges	S112	STP, Earmarks – 2006
NHEX	National Perform Prog. Exempt	S115	STP, Earmarks – 2004
NHPP	IM, Brdg Repl, Natnl Hwy-MAP-21	S117	STP Earmarks – 2005
NHRE	Nat. Hwy. Perform - Resurfacing	S125	STP Earmarks - 2009
NHTS	National Hwy Traffic Safety	S126	Belleair Cswy Bridge Replace
NSTP	New Starts Transit Program	S129	STP Earmarks - 2008
OST	Office of the Secretary	SA	STP, Any Area
PATS	Pinellas Area Transportation Study	SABR	STP, any area
PD&E	Project Development and Environmental Study	SAFE	Secure Airports for FL Economy
PKBD	Turnpike Master Bond Fund	SB	Scenic Byways
PKCF	Turnpike STTF Carry forward	SBPF	Safety Belt Performance - FHWA
PKER	TPK Maintenance Reserve-ER	SBPG	Safety Belt Performance Grants
PKLF	Local Support for Tpk	SCOP	Small County Outreach Program
PKM1	Tpk Toll Maintenance	SCRA	Small County Resurfacing
PKMT	Central Florida Beltway Trust Fund	SE	STP, Enhancement
PKOH	Tpk Indirect Costs	SED	State Economic Development
PKYI	Tpk Improvement	SH	STP, Hazard Elimination
PKYO	Tpk Toll Collection/Operation	SIB1	State Infrastructure Bank
PKYR	Tpk Maintenance Reserve	SIBG	SIB funds – Growth Management
PL	Metro Plan (85% FA; 15% other)	SIP	State Implementation Plan
PLAC	Metro Plan – AC/Regular	SIS	Strategic Intermodal System
PLER	Planning – Emergency Relief	SL	STP, Areas < 200k
PLH	Forest Highways	SN	STP, Mandatory, Non-Urban
PLHD	Public Lands Highway Discr.	SP	STP, RR Protective Devices
PORB	PORT funds returned from bonds	SPAC	STP, RR Prot. Devices (AC,Reg)
PORT	Seaports	SR	STP, RR Hazard Elimination
PSTA	Pinellas Suncoast Transit Authority	SR2E	Safe Routes – Either
RBRP	Reimbursable BRP Funds	SR2N	Safe Routes to School – Non-Infrastructure
RECT	Recreational Trails	SR2S	Safe Routes to School - Infrastructure
RED	Redistr. of FA (SEC 1102F)	STP	Surface Transportation Program
RHH	Rail-Highway Xings – Hazard	SS	STP, Safety
		SSM	Federal Support Services/Minority

SU	STP, URBAN AREAS > 200 K
ST10	STP Earmarks – 2010
TALL	Transportation Alts - <200K
TALN	Transportation Alts - <5K
TALT	Transportation Alts – Any Area
TALU	Transportation Alts - >200K
TCM	Transportation Control Measure
TCP	Fuel Tax Compliance Project
TCSP	Trans, Community and System Preservation
TDDR	Trans. Disadvantage DDR Use
TDHC	Trans. Disadvantage Health Care
TDTF	Trans. Disadvantage Trust Fund
TDM	Transportation Demand Management
TD	Transportation Disadvantaged
TEA-21	Transportation Equity Act for the 21st Century
TFRT	Toll Facility Revolving Trust Fund
TIP	Transportation Improvement Program
TIF	Transportation Impact Fee
TIFI	Transp. Infrastructure Finance & Inov. Act
TIF2	TIFIA Loan – Rental Car Facility
TIGR	TIGER Highway Grant
TIMP	Transportation Improvement
TM01	Sunshine Skyway Toll Maintenance
TM03	Pinellas Bayway Toll Maintenance
TPFP	Truck Parking Facilities Pgm.
TO01	Sunshine Skyway Toll Operations
TO03	Pinellas Bayway Toll Operations
Title VI	Title VI of the Civil Rights Act of 1964
TMA	Transportation Management Area
TMO	Transportation Management Organization
TRIP	Transp Regional Incentive Program

TSIN	Safety for Non-Construction
TSIR	Safety for Research Support
TSM	Transport Systems Management
UPWP	Unified Planning Work Program
USFW	US Fish and Wildlife Service
USGS	US Geological Survey
USHS	US Dept of Homeland Security
VPPP	Value Pricing Pilot Program

PHASE CODES

RRU	=	Railroad and/or Utilities
CST	=	Construction
CEI	=	Construction Engineering Inspection
MSC	=	Miscellaneous (grants-in-aid)
PE	=	Preliminary Engineering
ROW	=	Right-of-way