



Transportation Improvement Program (TIP)

Fiscal Years 2015/16 through 2019/20

FALL UPDATE

Pinellas County Metropolitan Planning Organization (MPO)

Adopted June 10, 2015
Amended November 18, 2015

Prepared by the MPO for the Pinellas Area Transportation Study





TRANSPORTATION IMPROVEMENT PROGRAM 2015 FALL UPDATE

**FISCAL YEARS
2015/16 - 2019/20**

**Adopted June 10, 2015
Amended November 18, 2015**

***Pinellas County
Metropolitan Planning Organization
310 Court Street
Clearwater, FL 33756
Phone: (727) 464-8250
Fax: (727) 464-8212***

MPO Web Site: <http://www.pinellascounty.org/mpo>

This project has been developed in compliance with Title VI of the Civil Rights Act of 1964 and other federal and state nondiscrimination authorities. Neither FDOT nor this project will deny the benefits of, exclude from participation in, or subject anyone to discrimination the basis of race, color, national origin, age, sex, disability, or family status.

Funding for this report may have been financed in part through grant[s] from the Federal Highway Administration and Federal Transit Administration, U.S. Department of Transportation, under the State Planning and Research Program, Section 505 [or Metropolitan Planning Program, Section 104(f)] of Title 23, U.S. Code. The contents of this report do not necessarily reflect the official views or policy of the U.S. Department of Transportation.

PINELLAS COUNTY
METROPOLITAN PLANNING ORGANIZATION

Councilmember Jim Kennedy
Chairman

Commissioner John Morroni
Vice Chairman

Commissioner Joanne “Cookie” Kennedy
Secretary

Councilmember Doreen Hock-DiPolito
Treasurer

Mayor Sandra Bradbury
Commissioner Kevin Piccarreto
Commissioner Julie Ward Bujalski
Commissioner Michael Smith
Councilmember Darden Rice

Commissioner Dave Eggers
Commissioner John Tornega
Commissioner Karen Seel
Commissioner Cliff Merz

Sarah E. Ward
Interim MPO Executive Director

Paul Steinman
FDOT District Seven Secretary (Non-voting Advisor)

**PINELLAS COUNTY METROPOLITAN PLANNING ORGANIZATION
TRANSPORTATION IMPROVEMENT PROGRAM
Fiscal Year 2015/16 – 2019/20**

TABLE OF CONTENTS

TABLE OF CONTENTS	i	Federally Obligated Transit Projects.....	5-2
ENDORSEMENT	ii	FDOT Federally Obligated Projects.....	5-3
CERTIFICATION STATEMENT	iii	SECTION 6: TRANSPORTATION DISADVANTAGED PROGRAM	6-1
ACRONYMS AND DEFINITIONS	iv	SECTION 7: PUBLIC TRANSPORTATION WORK PROGRAM	
INTRODUCTION	ix	Introduction.....	7-1
SECTION 1: EXECUTIVE SUMMARY	1-1	Albert Whitted Airport.....	7-2
SECTION 2: PROJECT PRIORITY LISTS		Clearwater Airpark.....	7-3
Tampa Bay Transportation Management Area (TMA)		Port of St. Petersburg.....	7-4
Transportation Alternatives Program.....	2-1	St. Pete Clearwater International Airport.....	7-5
Local Transportation Alternatives Program.....	2-3	Pinellas Suncoast Transit Authority (PSTA).....	7-6
Surface Transportation Program.....	2-11	Pasco County Transit.....	7-8
Congestion Management Process.....	2-15	FTA Section 5310 Program.....	7-9
TMA Leadership Group Regional Priorities.....	2-18	Tampa Bay Area Regional Transportation Authority (TBARTA).....	7-10
SECTION 3: FDOT FIVE-YEAR WORK PROGRAM		SECTION 8: PINELLAS COUNTY WORK PROGRAM	
Pinellas County Five-Year Work Program Maps and Project Summary Tables		Pinellas County Work Program Maps and Project Summary Tables	
Pinellas County Five-Year Work Program.....	3-1	Pinellas County Work Program.....	8-1
SECTION 4: PINELLAS COUNTY FINANCIAL PLAN	4-1	SECTION 9: MUNICIPAL WORK PROGRAMS	
SECTION 5: OBLIGATED FEDERALLY FUNDED PROJECTS		Municipal Work Program Map	
Introduction.....	5-1	Municipal Work Programs.....	9-1
		Appendix	
		Index of Abbreviations.....	A1

PINELLAS COUNTY METROPOLITAN PLANNING ORGANIZATION
TRANSPORTATION IMPROVEMENT PROGRAM
FISCAL YEARS 2015/2016 THROUGH 2019/2020
ENDORSEMENT

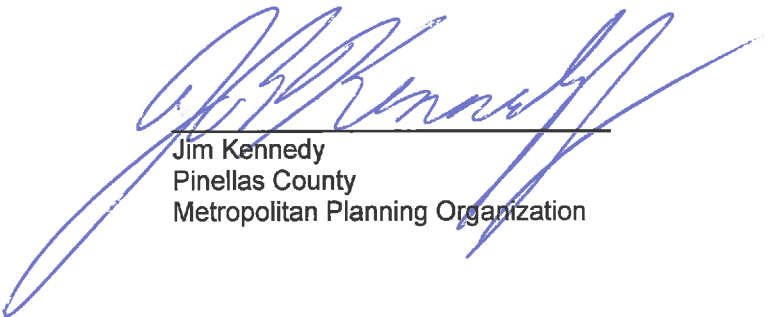
This document was prepared by the Pinellas County Metropolitan Planning Organization (MPO) in cooperation with the Florida Department of Transportation, the Pinellas County Public Works, the Pinellas Suncoast Transit Authority, local airport operators, and the twenty-four incorporated municipalities.

Preparation of this document was financed in part by the United States Department of Transportation under the Moving Ahead for Progress in the 21st Century (MAP-21) Act of 2012.

The Pinellas County Metropolitan Planning Organization at its regular meeting of June 10, 2015 endorsed the FY 2015/2016 through FY 2019/2020 Pinellas Area Transportation Study Transportation Improvement Program (TIP), including the Annual Element and supporting documentation, as contained on the pages which follow. This Transportation Improvement Program represents information from the Florida Department of Transportation's State Work Program covering Fiscal Years FY 2015/2016 through FY 2019/2020 together with existing FY 2014/2015 project funding from Pinellas County, and the municipalities and transportation providers within Pinellas County.

Further, it is hereby certified that the planning process of the Pinellas Area Transportation Study is being carried out in conformance with requirements listed under the following provisions: 23 CFR 450.332(b); 23 U.S.C 134; and F.S. 339.175.

This certification determination is being made on the basis of an in-depth review, utilizing a checklist provided by FDOT and covering all aspects of the transportation planning process in this urbanized area.




Jim Kennedy
Pinellas County
Metropolitan Planning Organization

CERTIFICATION STATEMENT

The Pinellas County Metropolitan Planning Organization (MPO), at its regular meeting of June 10, 2015, endorsed its FY 2015/2016 through FY 2019/2020 Pinellas Area Transportation Study Transportation Improvement Program (TIP), including the Annual Element and supporting documentation, as contained on the pages within this document. This document now represents the FY 2015/2016 through FY 2019/2020 adopted Transportation Improvement Program.

Further, it is certified that the planning process of the Pinellas Area Transportation Study is being carried on in conformance with the provisions of 23 CFR 450.334 (b).

This certification determination is being made on the basis of an in-depth review, utilizing a checklist provided by FDOT and covering all aspects of the transportation planning process in this urbanized area.



Jim Kennedy
Pinellas County
Metropolitan Planning Organization

ACRONYMS & DEFINITIONS

ATMS – Advanced Traffic Management System

ATMS is the application of technology to manage traffic more efficiently and safely. ATMS applications improve traffic flow through signal coordination, improved maintenance of traffic signals, and improved incident management. ATMS is a component of Intelligent Transportation Systems (ITS).

BPAC – Bicycle Pedestrian Advisory Committee

The BPAC is an advisory committee that advises the MPO in the process of planning and developing bicycle and pedestrian facilities and promoting bicycling and walking in Pinellas County. The BPAC is comprised of representatives of various government agencies, law enforcement officials and private citizens. Members are appointed by the MPO and represent the county's municipalities as well as the county as a whole.

CAC – Citizens Advisory Committee

The CAC is an advisory committee that assists the MPO by providing input to the transportation planning process that reflects citizens' views and interests. The CAC members, who represent the county's municipalities and the county as a whole, are appointed by the MPO.

CMAQ – Congestion Mitigation and Air Quality Program

The CMAQ Program provides a flexible funding source for State and local governments to support transportation projects and programs that help improve air quality and

reduce traffic congestion. This funding is intended for "non-attainment" and "maintenance" areas to comply with the State Implementation Plan (SIP) and National Ambient Air Quality Standards (NAAQS).

CMP – Congestion Management Process

The CMP is a systematic approach emphasizing effective management of existing transportation facilities through the use of small-scale physical and operational improvements on congested facilities and facilities with high crash rates where major capacity improvements are not an option due to physical or policy constraints.

FAC – Florida Administrative Code

The FAC is a compilation of the rules and regulations of state agencies that have been filed with the Department of State pursuant to the provisions of Chapter 120, Florida Statutes.

FDOT – Florida Department of Transportation

Formed in 1969, FDOT is a decentralized agency responsible for the development, maintenance, and regulation of public transportation systems and facilities in the state of Florida. The mission of FDOT is to provide a safe transportation system that ensures the mobility of people and goods and enhances the prosperity of local economies, environments and communities.

FHWA – Federal Highway Administration

The FHWA is an agency that develops regulations, policies and guidelines to ensure that the nation's highway system provides safe, reliable and effective

transportation. The FHWA also allocates funding for capital projects and urban planning activities.

FTA – Federal Transit Administration

The FTA is a federal agency that develops policy on public transit issues and allocates capital and operating funds for public transit projects and urban planning activities.

ITS – Intelligent Transportation Systems

Intelligent transportation systems encompass a broad range of advanced technology applications for managing transportation facilities and services. These include electronic message signs on roadways, electronic fare payment on buses, closed circuit cameras used to monitor traffic conditions and synchronization of traffic signals.

LCB – Local Coordinating Board

The LCB was formed by the MPO, pursuant to Rule 41-2, F.A.C., as the policy and oversight board for the MPO Transportation Disadvantaged Program. It consists of 15 members representing private and non-profit transportation providers, PSTA, social service agencies and private citizens.

LOS – Level of Service

A quantitative measure of roadway performance expressed in letter grades ranging from A through F, with A roads operating under optimum free-flow conditions and F roads operating under the most deficient

conditions characterized by forced-flow traffic with considerable delays.

LRTP – Long Range Transportation Plan

A long-range (20-25 year) strategy and capital improvement program developed to guide decision making regarding the investment of public funds in transportation facilities for all principal modes of transportation, including automobile, bicycle, air, rail, transit buses, surface freight, and pedestrian travel.

MAP-21 – Moving Ahead for Progress in the 21st Century Act

MAP-21 is the 2012 federal surface transportation legislation (Public Law 112-141) that authorized federal-aid highway and transit programs. MAP-21 sets forth funding and associated requirements for the MPOs and transportation improvement projects. The Act took effect on October 1, 2012, replacing the 2005 federal surface transportation legislation known as the Safe Accountable Flexible Efficient Transportation Equity Act – A Legacy for Users.

MPO – Metropolitan Planning Organization

The MPO is an agency created under federal and state law to provide a forum for cooperative decision-making in regard to regional transportation issues. Membership includes elected and appointed officials representing local jurisdictions and transportation agencies. The PPC and MPO boards were consolidated into a single countywide board in 2014.

NAAQS – National Ambient Air Quality Standards

The NAAQS establish federal standards for six principal pollutants considered harmful to public health and the environment.

PPC – Pinellas Planning Council

The PPC provides a forum for representatives of Pinellas County's 24 cities and towns, the unincorporated county, and the Pinellas County School Board to address countywide land use issues. The thirteen members (some representing groups of communities) provide policy advice and recommendations to the Board of County Commissioners, who are authorized by the county charter to act as the Countywide Planning Authority (CPA). The PPC and MPO boards were consolidated into a single countywide board in 2014.

PSTA – Pinellas Suncoast Transit Authority

The PSTA is the primary provider of public transportation services in Pinellas County.

PTSTF – Pinellas Trail Security Task Force

The PTSTF is an advisory committee formed by the MPO composed of law enforcement officials and county staff. This Task Force monitors and addresses issues related to safety on the Pinellas Trail.

Regional Transportation Analysis (RTA) Traffic Demand Model

The RTA is a state sponsored modeling program used to forecast traffic volumes and to simulate future travel

conditions for personal and commercial vehicles and public transit in FDOT District 7.

SIS – Strategic Intermodal System

The SIS is an intermodal network of transportation facilities that seamlessly flow from one mode to the next with the goal of providing the highest degree of mobility for people and goods traveling through the State. It includes the State's largest and most significant commercial service airports, spaceport, deepwater seaports, freight rail terminals, rail corridors, waterways and highways. The Florida Department of Transportation (FDOT) is the agency responsible for the designation, implementation, and management of the Strategic Intermodal System (SIS).

STP – Surface Transportation Program

The STP is one of the key funding programs under MAP-21 that provides funds for capital projects that may include pedestrian and bicycle as well as road improvements. STP funds received through the Pinellas County MPO have been used to fund major road projects as well as congestion management operations and safety projects on State Highway System roads identified through the Congestion Management Process.

SRTS – Safe Routes to School Program

The SRTS Program helps communities address school transportation needs while encouraging more students to walk or bicycle to school. The SRTS Program provides funding for projects such as sidewalks, shared-use paths,

flashing beacons and median refuge islands. SRTS guidelines require that proposed projects meet an identified need that is preventing children from walking or biking safely to and from school. The SRTS Program became part of the Transportation Alternatives (TA) Program under MAP-21 in October 2012.

STSC – School Transportation Safety Committee

The STSC is an advisory committee formed by the MPO and composed of local elected officials and school board members. This committee addresses school related transportation access and safety issues and improvement of communication and coordination between transportation agencies and the Pinellas County School Board.

TRAC – Transit Riders Advisory Committee

The TRAC is an advisory committee of the PSTA. It is comprised of passengers and interested citizens that provide ongoing input to PSTA staff and the PSTA Board relating to the quantity and quality of fixed route and paratransit services, service enhancement priorities and proposed service and fare modifications.

TAP – Transportation Alternatives Program

The Transportation Alternatives Program provides funding for programs and projects defined as transportation alternatives, including pedestrian and bicycle facilities, infrastructure projects for improving non-driver access to public transportation and enhanced mobility. Under MAP-21, the Transportation Enhancements (TE) Program was replaced by the TAP.

The Recreational Trails and Safe Routes to Schools programs were also placed under the TAP under MAP-21.

TCC – Technical Coordinating Committee

The TCC is an advisory committee that provides input on plans and programs of the MPO. It is comprised primarily of planners and engineers from local agencies and governments.

TDP – Transit Development Plan

The TDP is PSTA's ten-year planning, development and operational guidance document used in creating the mass transit element for the MPO's Transportation Improvement Program and the FDOT's Five-Year Work Program. It is consistent with applicable approved local government comprehensive plans and the MPO's long range plan.

TMA – Transportation Management Area

Urbanized areas with populations of over 200,000 are designated as TMAs. This subjects it to planning requirements under MAP-21. The Tampa Bay TMA encompasses a population of approximately 2,441,770 people and includes portions of Hillsborough and Pasco counties and nearly all of Pinellas County. Transportation plans and programs within a TMA must be based on a continuing and comprehensive planning process carried out by the MPO in cooperation with the state and the local transit operator. It must include a congestion management process and be certified by FHWA and FTA.

TMA Leadership Group

The TMA Leadership Group is advisory to the MPOs in the Tampa Bay TMA and consists of nine voting members who are elected officials from Hillsborough, Pasco and Pinellas MPOs as well as non-voting technical advisors from the Florida Department of Transportation, District 7, and the Tampa Bay Area Regional Transportation Authority (TBARTA). It is responsible for coordinating planning activities and addressing issues affecting Hillsborough, Pasco and Pinellas County. The principal roles of the Leadership Group are to foster a consensus on regional transportation priorities and represent the TMA with a unified voice in discussions with state and federal agencies on transportation and funding matters.

TMMAC – Transportation Mobility Management Advisory Committee

The TMMAC is an advisory committee formed by the MPO including technical representatives from various governmental agencies, law enforcement personnel, elected officials, and private citizens. The TMMAC assists in the coordinating of planning and deployment of the ITS Program.

Introduction

The Pinellas Area Transportation Study (PATs) Transportation Improvement Program (TIP) is developed and updated annually as part of the Pinellas Area Transportation Study Certification Process. Preparation and maintenance of the TIP is one of several prerequisites for continued receipt of federal assistance for transportation improvements. The contents of this TIP were developed consistent with requirements from the MAP-21 Act. In accordance with requirements published in the Federal Register, (regarding application of 23 CFR 450), all projects to be funded under Title 23, U.S.C. must be included within the TIP.

On July 6, 2012, President Barack Obama signed into law a new two-year transportation authorization entitled Moving Ahead for Progress in the 21st Century (MAP-21) Act which took effect on October 1, 2012. MAP-21 builds on many of the transportation programs and policies that existed under the Safe Accountable Flexible and Efficient Transportation Equity Act – A Legacy for Users (SAFETEA-LU) of 2005. Map-21 also established a performance-based multimodal program to address the many challenges facing the U.S. transportation system. Additional information about MAP-21 legislation and how it affects the TIP is available online at <http://www.fhwa.dot.gov/map21/guidance/index.cfm>.

The TIP contains project descriptions of transportation improvements of local governments, the Florida Department of Transportation (FDOT), the Pinellas Suncoast Transit Authority (PSTA), the Tampa Bay Area Regional Transportation Authority (TBARTA), the local airports and the Port of St. Petersburg. The TIP also lists the project descriptions recommended through the MPO's Congestion Management Process and Long Range Transportation Plan (LRTP). It is developed through a continuing, comprehensive and coordinated effort involving the FDOT, local jurisdictions, PSTA, and the MPO. The FDOT Five-Year Work Program is the primary source for the Interstate, State Highway System, Public Transportation and Transportation Disadvantaged Program portions of the TIP. Input on the data assembled for the TIP is provided through the MPO's advisory committees, whose members include private citizens and representatives of local governments and other public agencies.

Work Program Table Format

Beginning with the fiscal year (FY) 2012/13-2016/17 TIP, the Florida Department of Transportation (FDOT) made modifications to the format and content of the FDOT Work Program located in section three of this document. The main purpose of these modifications was to increase transparency by showing an estimate of total project cost for all phases of transportation projects as required under MAP-21 in 23 C.F.R. 450.324(e).

In order to show the total project cost, three columns were added to the FDOT Work Program. These included “< 2016” which shows prior year costs; “>2020”, which identifies the estimated costs beyond the five year schedule; and “All Years”, which reflects those of current, prior and subsequent year TIPs. Subsequent year costs apply only to Strategic Intermodal System (SIS) projects.”

Additional Project Cost Information

The normal project production sequence is to have a Project Development and Environment (PD&E) phase, a Design (PE) phase, a Right of Way (ROW) phase and a Construction (CST) phase. Some projects may not have a ROW phase if land is not needed to complete the project.

In addition to the current five-year schedule, the TIP identifies costs expended in prior years as well as anticipated costs beyond the five-year schedule (see page xi). If there is no CST phase identified, then the project description will probably not reflect the total cost. For some projects, such as resurfacing, safety or operational projects, there may not be a total cost provided but rather additional details on that program. All project descriptions include an SIS or non-SIS identifier as shown on Page xi.

Costs associated with the project beyond the Work Program schedule are identified in the Long Range Transportation Plan (LRTP). The project descriptions in

the TIP include a web link to the LRTP (see page xi). This link identifies objectives and/or policies that support the project as well as maps and tables where the project is referenced. The website containing links to the 2040 LRTP is <http://www.pinellascounty.org/mpo/lrtp.htm>. The link to the electronic version of the TIP is <http://www.pinellascounty.org/mpo/pdfs/tip.pdf>.

**Example of a TIP Page in the State Work Program with a
Strategic Intermodal System (SIS) Project Identifier and LRTP References and Hyperlinks**

Fund	<2016	2016	2017	2018	2019	2020	>2020	All Years
Item Number: 424501 2 Project Description: I-275 (SR 93) FROM S OF 118TH AVENUE N TO S OF 4TH ST N *SIS*								
District: 07 County: PINELLAS Type of Work: ADD LANES & RECONSTRUCT Project Length: 2.288								
Extra Description: EXPRESS LANES STARTER PROJECT								
PRELIMINARY ENGINEERING / MANAGED BY FDOT	Long Range Transportation Plan: Map 5-6, Table 5-6, #31							
DI-ST. - S/W INTER/INTRASTATE HWY	0	6,831,000	0	0	0	0	0	6,831,000
DIH -STATE IN-HOUSE PRODUCT SUPPORT	0	50,000	0	0	0	0	0	50,000
CONSTR								
ACNP-AD		0	0	0	0	52,205,990	0	52,205,990
DI-ST. - S		0	0	0	0	11,513,914	0	11,513,914
		6,881,000	0	0	0	63,719,904	0	70,600,904
Project Total:	2,621,682	6,881,000	0	0	0	63,719,904	0	73,222,586
Item Number: 424507 3 Project Description: SR 60 (CCAMPBLL CWY) FM MCMULLEN BOOTH RD TO HILLSBOROUGH CO/L *NON-SIS*								
District: 07 County: PINELLAS Type of Work: ITS FREEWAY MANAGEMENT Project Length: 3.717								
Extra Description: TAMPA BAY SUNGUIDE PH IV								
PRELIMINARY ENGINEERING / MANAGED BY FDOT	Long Range Transportation Plan: Objective 4.1							
DDR -DISTRICT DEDICATED REVENUE	12,638	0	0	0	0		0	12,638
DIH -STATE IN-HOUSE PRODUCT SUPPORT	0	0	0	0	0		0	12,000
DITS -STATEWIDE ITS - STATE 100%	0	0	0	110,000	0			110,000
DESIGN BUI								
DDR -DIST		0	0	1,684,576	0			1,684,576
DIH -STATE		0	0	300,789	0			300,789
DITS -STATEWIDE ITS - STATE 100%		0	0	2,226,892	0			2,226,892
DS -STATE PRIMARY HIGHWAYS & PTO		0	0	1,232,340	0			1,232,340
Item 424507 3 Totals:	24,638	0	0	5,554,597	0	0	0	5,579,235
Project Total:	24,638	0	0	5,554,597	0	0	0	5,579,235

LRTP Reference and Hyperlink

LRTP Reference and Hyperlink

Non-SIS Identifier

Section 1: Executive Summary

Purpose

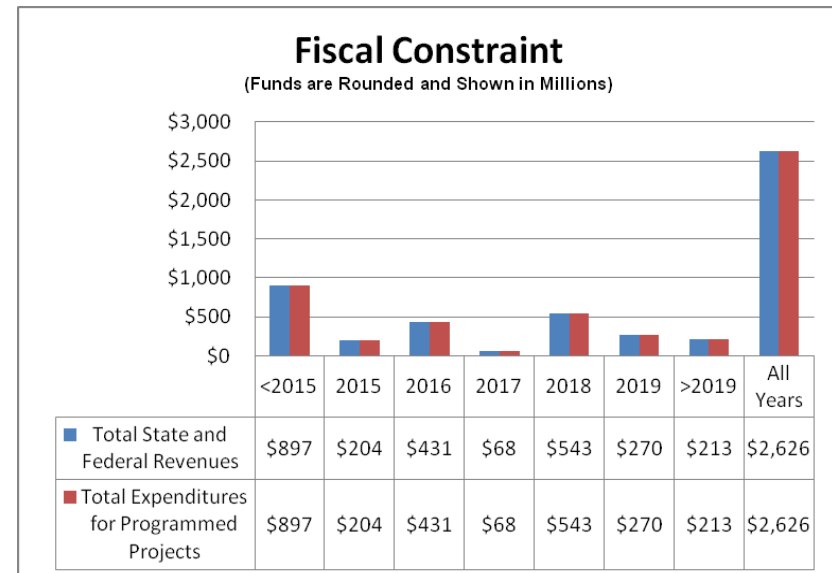
The purpose of this narrative is to provide information to the Federal Highway Administration (FHWA), Federal Transit Administration (FTA), the Florida Department of Transportation (FDOT) and citizens regarding the Transportation Improvement Program (TIP) development process which:

- a. Depicts the Pinellas County MPO's priorities for the expenditure of federal funds for all transportation funding categories by state fiscal year including highway, public transportation, bicycle, pedestrian and transportation enhancement projects;
- b. Provides assurance to the FHWA that the project selection process has been carried out in accordance with federal requirements, Section 134 of Title 23, United States Code (USC), as amended, 23 CFR 450.330(b) (c) and 23 CFR 500, and the Moving Ahead for Progress in the 21st Century (MAP-21) of 2012; and
- c. Demonstrates that the TIP is financially feasible.

The contents of this section include brief descriptions of the project selection process that was used for development of the Pinellas County TIP. The projects included in the State Work Program Element represent Fiscal Years 2015/2016, 2016/2017, 2017/2018, 2018/2019, and 2019/2020 for the purposes of fulfilling federal requirements.

Financial Plan Statement

The projects identified in the TIP are financially constrained, meaning they can be implemented using current and proposed revenue sources. Revenues for state and federally funded projects by year and fund type are shown at the bottom of the table in Section 4. These amounts match the totals for programmed projects listed by year of expenditure at the bottom of the table in Section 3. The chart below shows that total revenues in Section 4 match the total expenditures in Section 3.



Revenue and expenditure estimates in the tables in Sections 3 and 4 must use an inflation rate to reflect year of expenditure dollars and are based on reasonable financial principles and information developed cooperatively by the MPO, State and public

transportation operators as required under 23 CFR 450.234(h). The anticipated revenue sources are, therefore, reasonably expected to be in place when needed. New and unexpected funding may become available from other sources, potentially impacting projects within the TIP.

Consistency with Other Plans

The project selection process used for adoption of the Pinellas County TIP was based upon the requirements of the MAP-21 Legislation of 2012 in effect at the time this TIP was adopted. These requirements included development and adoption of the first four years of the TIP representing fiscal years 2015/2016, 2016/2017, 2017/2018 and 2018/2019 for the FDOT State Work Program.

Regarding project selection, the adopted Pinellas County TIP is consistent with the following FHWA work program development requirements:

- Only major categories of federal funds are included within the TIP. These funds are identified with FDOT codes that are reflected in federal legislation (refer to Appendix);
- The federally funded projects within the TIP have been reviewed and found to be consistent with the MPO priorities as determined through the project selection process;

- The projects selected for the Pinellas County TIP are consistent with FDOT's Work Program;
- Based upon the project selection process and anticipated funding levels between the FDOT, FHWA, and the FTA, the federal funds are reasonably expected to be made available for all projects within the Transportation Project Listings; and
- The listed improvements are consistent with the MPO Long Range Transportation Plan, the local Transit Development Plan, and adopted local government comprehensive plans. The TIP includes locally funded projects as depicted in local government comprehensive plans and is used in Long Range Transportation Plan (LRTP) updates as required by the State.

Project Priority Statement

As part of the project selection process, all projects included within the TIP are consistent with MPO priorities and the FDOT Work Program. These projects are also consistent with federal requirements. The Pinellas County MPO's Surface Transportation Program Project Priorities and Transportation Alternatives Program Priority List in Section 2 are a major consideration in the adoption of the State's work program. These lists represent priority projects for federal funding. The Surface Transportation Program (STP) Project Priority List represents the roadway projects that are considered to be of highest priority for improvement by the MPO. It is the desire of the Pinellas County MPO that priority

projects be funded during the first four years of the State Work Program. Those projects funded during the first four years are shown in the STP Project Priority List also in Section 2.

Public Transportation projects are typically funded through the FTA. The transit projects are included in the State Work Program and identified within the Public Transportation Section of this document.

Project Selection

The federally funded projects included within this TIP were selected in accordance with 23 CFR 450.330(b) (c) and 23 CFR 500, Section 134 of Title 23, United States Code (USC), as amended, and the Moving Ahead for Progress in the 21st Century (MAP-21) Act of 2012. The project selection process is a collaborative effort between the FDOT, the Pinellas County MPO, PSTA, Pinellas County Government, and various municipalities within the urbanized area of the MPO. The outcome of the most recent project selection process resulted in the adoption of the FDOT Work Program FY 2015/16 through FY 2019/20. This process includes the prioritization of projects by the MPO in cooperation with its advisory committees, FDOT and local governments as well as advisory input from the Tampa Bay Transportation Management Area (TMA) Leadership Group.

The Tampa Bay TMA Leadership Group

The TMA Leadership Group consists of nine voting members who are elected officials from Hillsborough,

Pasco and Pinellas MPOs as well as non-voting technical advisors from the Florida Department of Transportation, District 7, and the Tampa Bay Area Regional Transportation Authority (TBARTA). The TMA Leadership Group was developed to focus on developing regional consensus priorities for the Tampa Bay TMA and acts in an advisory role to each of the three MPOs. The group focuses on major cross-county transportation markets and traffic movements and helps the Tampa Bay metropolitan area speak with one voice with regard to regional transportation issues. The group maintains the TMA Leadership Group Regional Priorities list, which is a regional priority list of major roadway and transit projects. The group approved the list on June 5, 2015, and the list is included in Section 2 (See Page 2-18). The list identifies the I-275/SR 60 interchange as the number one priority for the region, recognizing that without improvements at that location, other regional priorities would not achieve the desired outcomes. They also recognized the replacement of the Howard Frankland Bridge to accommodate transit and the Gateway Expressway as top priorities for the region.

Road Project Selection Criteria and Prioritization Process for the Surface Transportation Program (STP)

Initial analysis of the STP Project Priority List occurs through the LRTP update process. The Tampa Bay Regional Transportation Analysis (RTA), which forecasts traffic demand, provides the basis for determining transportation improvements needed to meet projected travel demand. Output data produced by the RTA is

evaluated in combination with other considerations such as existing traffic congestion, regional connectivity and safety data to develop a preliminary list of priority projects.

A preliminary list of priority projects is compiled by MPO staff and presented to the public through workshops and other outreach efforts as well as to the MPO's advisory committees for review. The advisory committee reviews involve public comment as well as input from professional engineers, planners, environmental management personnel and school board representatives to determine which projects are most important.

Following review by the committees, the list is presented to the MPO for adoption. Subsequent to MPO action, the list is transmitted to the FDOT District 7 Office for use in the development of their Work Program. The FDOT, in turn, holds annual public hearings on the Work Program via a live webinar presentation whereby local governments, the MPO, and the public may review and provide comment on the program prior to its adoption. Once FDOT finalizes their Work Program, it is presented to the MPO Board for approval and inclusion in the TIP. The principal criteria used in compiling the priority list for STP projects include the following:

- **Concurrency Management Requirements** – To assist local governments in meeting their concurrency requirements, the MPO considers levels of traffic congestion (volume to capacity ratio and level of service grade) in prioritizing road improvements. Roads operating at peak hour level of service (LOS) E or F (operating under the most deficient conditions

characterized by forced-flow traffic with considerable delays) or volume to capacity ratios indicating that the facility is reaching a saturation point in terms of available capacity, are given a higher priority for scheduling capacity improvements;

- **Safety** – This considers the frequency and type of accidents that occur along a particular corridor or intersection to determine needed improvements. Particular emphasis is placed on school access needs;
- **Impact on Strategic Intermodal System (SIS)** – This includes consideration of facility improvements necessary to improve the operations of the SIS;
- **Emergency evacuation** – This accounts for improvements on roads that are needed to expedite the process of evacuating people in a hurricane event;
- **Regional connectivity/consistency with Regional Long Range Transportation Plan** – The purpose of this criterion is to gauge the need to improve connectivity on the major road network from a regional perspective as well as striving for consistency with the Regional Long Range Transportation Plan;
- **Intermodal access** – Access to facilities that provide for intermodal connections (e.g., roads to airports, seaports or transit terminals);
- **Environmental impact** – Consideration is given to the impacts an improvement may have on the natural environment;

- Goods movement - The intent of this criterion is to recognize the need to accommodate freight-carrying vehicles, such as heavy trucks and cargo planes in the transportation of goods; and
- Access to major trip generator or activity center – This considers the extent to which a transportation improvement would improve access to destination points that attract a high level of traffic activity (e.g., airport, regional shopping center, major employment center, etc.).

There were several changes to the STP Project Priority List in 2014. The STP Project Priority List approved by the MPO in 2014 included 13 projects, 11 of which were capacity improvements on major facilities. At the time the list was approved, the construction of most of these projects was either underway or scheduled in the TIP. This provided an opportunity for the MPO to expand the list of STP eligible projects to address other transportation needs such as those identified through the MPO Congestion Management Process (CMP). Consequently, the MPO added congestion management operations and safety projects on State Highway System roads to the STP Project Priority List when it was approved in September 2014. In addition, 11 congestion management, operations and safety projects on non-state roads were added to the end of the STP Project Priority List for the purpose of qualifying for funding opportunities other than STP or TA funds.

There were also a number of changes to the STP Project Priority List in 2015. The STP Project Priorities List

approved by the MPO in 2015 included the addition of 6 projects involving the reconstruction of US Highway 19 North, Gandy Boulevard and I-275 express lanes that were prioritized in the 2040 LRTP. These 6 projects were added to the bottom of the existing list. The principal criteria used in prioritizing the 6 projects added in 2015 are listed below.

- Included in the last LRTP
- Previously included on the MPO Priority List
- Completes a gap in the transportation network
- The design phase is funded
- Improves access to an intermodal facility
- Serves existing or future employment center
- Part of FDOT's Strategic Intermodal System (SIS)
- Is a high priority under the Congestion Management Process (CMP)
- Corridor contains at least one of the top 25 high-crash intersections
- Corridor includes planned premium transit service

“Pinellas County Transportation Systems Management and Operations Projects” was also added to the list in 2015. This addition reflects a funding commitment of \$1

to \$5 million for these projects identified in the LRTP. The amended STP Project Priority Lists and additional non-state road projects have been consolidated into one list and are included in Section 2.

Road Project Selection Criteria and Prioritization Process for the Congestion Management Process

Although roadway expansion has traditionally been considered the primary remedy for congestion, it is no longer the case in Pinellas County. Most of the congested roads in Pinellas County cannot be expanded due to physical and policy constraints. Therefore, it is increasingly important to effectively manage existing transportation facilities. The Pinellas County MPO does this on a countywide level through the Congestion Management Process (CMP).

The CMP prioritization process analyzes all constrained collector and arterial roads within the county utilizing congestion and safety data. The CMP is concerned with the functioning of roads, but also looks at the need for alternative transportation improvements that increase the mobility of pedestrians, bicyclists and transit users.

In the LRTP, roadways identified as “constrained” include facilities that will be deficient under future operating conditions as well as existing. Capacity improvements are not planned for these facilities due to physical or policy constraints. Therefore, they will be evaluated for transit operational and other non-capacity improvements through the CMP.

The CMP uses strategies and performance measures to routinely monitor traffic conditions for roadways in the MPO planning area and recommends appropriate strategies to address traffic congestion occurring on those facilities. Monitoring traffic conditions relies on systemwide traffic counts used to produce the annual roadway level of service report and countywide crash statistics. Data on trails and sidewalks is also monitored to assess travel conditions for bicyclists and pedestrians. This data is included in the State of the System Report, which is then used to assist in generating and prioritizing CMP projects and evaluating the effectiveness of the CMP.

Primary oversight for CMP prioritization activities is the responsibility of the MPO’s Transportation Mobility Management Advisory Committee (TMMAC). This committee is tasked with prioritizing areas for operations and management improvements. CMP prioritization is focused specifically on safety and congestion. The MPO developed a [CMP Policies and Procedures Manual](#) in 2014. This document describes the process used to respond to federal and state CMP requirements and also serves as a guideline for future CMP project selection and plan development.

Public Transportation Project Prioritization Process

The Public Transportation Work Program in Section 7 of the TIP includes the capital improvement programs of Clearwater Airpark, Albert Whitted Airport, Port of St. Petersburg, St. Pete-Clearwater International Airport (PIE) and the Pinellas Suncoast Transit Authority (PSTA).

The prioritization of projects for the airport and seaport facilities occurs through the local government budgeting processes, including the City of Clearwater for the Airpark, the City of St. Petersburg for the seaport and Albert Whitted Airport and Pinellas County for the St. Pete-Clearwater International Airport.

The prioritization process of transit projects originates through the development of PSTA's annual Transit Development Plan (TDP). The TDP provides an assessment of current PSTA services as well as improvement needs over a ten-year period.

The TDP includes a list of major findings and prescribed service delivery enhancements that are based on analyses of route performance, employment growth and ridership trends. In addition, these findings and recommended improvements reflect priorities expressed by the Transit Riders Advisory Committee (TRAC) over a ten-year period. The TRAC consists of transit users and interested citizens that provide ongoing input to PSTA staff and the PSTA Board relating to the quantity and quality of fixed route and paratransit services, service enhancement priorities and proposed service and fare modifications. Input from passengers and citizens is also collected through market research studies, which identify

ridership characteristics and public perceptions about PSTA services and operations. Following the adoption of the TDP in June of each year by the PSTA board, the PSTA prepares its list of capital improvement projects utilizing State and Federal funding (refer to Section 7).

Major Projects from Previous TIP

The Pinellas County MPO adopted its FY 2015/2016–2019/2020 TIP on June 10, 2015. There have been several major projects that have been completed since the adoption of the previous TIP. These include the following:

- SR 688 (Ulmerton Rd) from east of 119th Street to west of Seminole Bypass Canal, add lanes and reconstruction;
- 38th/40th Avenue North and 4th Street North to 1st Street North, intersection improvements;
- 54th Avenue South at 31st Street South, intersection improvements;
- US 19 (SR 55) from Countryside Boulevard to East Live Oak Street, resurfacing;
- SR 699 (Gulf Boulevard) from south of Bath Club Circle to north of 183rd Terrace West, resurfacing;
- SR 687 (4th Street North) from 5th Avenue North to north of Koger Boulevard, resurfacing;
- SR 694 (Park Boulevard) from US 19 (SR 55) to 66th Street North, resurfacing;
- SR 699 (Gulf Boulevard) from south of 131st Avenue to south of SR 666/Tom Stuart Causeway, resurfacing;
- SR 580 from south of Kendale Drive to Shore Boulevard, resurfacing;

- Oldsmar Trail (Phase 2) from Tampa Rd to R.E. Olds Park, shared use bike path/trail;
- Oldsmar Trail (Phase 3) from R.E. Olds Park to Cypress Forest Park, shared use bike path/trail; and
- Oldsmar Trail (Phase 5) from Sheffield Park to Curlew Road, shared use bike path/trail.

Public Involvement

Public involvement for development of the TIP is implemented primarily through the MPO's network of advisory committees. Prior to its annual adoption, the TIP is reviewed by the Technical Coordinating Committee (TCC) and the Citizens Advisory Committee (CAC). The Bicycle and Pedestrian Advisory Committee (BPAC) reviews elements of the TIP relating to bicycle and pedestrian topics. The Transportation Mobility Management Advisory Committee (TMMAC) reviews the CMP and ITS priority projects. Members of all these committees include representatives from state and regional agencies, as well as citizens, law enforcement officials, school board representatives, environmental management staff, transit agency representatives and engineering and planning staff from the local governments in Pinellas County. These committees provide input and recommendations to the MPO Board.

MAP-21 requires the facilitation of public participation throughout the planning process associated with MPO projects and programs. The MPO schedules public meetings at convenient and accessible times and locations; ensures the adopted TIP and subsequent amendments are available for public viewing on the MPO

website; and that it is written and formatted in a manner that is easily understood by the public. MAP-21 also encourages the use of visualization techniques in the development and presentation of the TIP. The MPO has an [interactive web-based TIP tool](#) that allows the public to query and view TIP project information on a map as well as in tabular form. The interactive web-based TIP tool has been improved to add photographs and user-friendly pop-up windows that are activated when a user moves their pointer over projects on the map. The pop-up windows summarize information about each project in the TIP.

Public hearings involving the review/adoption of the TIP are televised live on Pinellas County Connection Television, a local government access channel. Viewers may also watch the live and archived meetings from their computers, using a "Streaming Video" feature, by connecting to links from the MPO or Pinellas County websites. As mentioned on Page 1-4, FDOT holds a public hearing annually via a live webinar presentation to receive public comments on their draft Work Program. Some important dates for public involvement within the annual TIP development schedule are as follows:

- TIP Project Priority Lists are typically reviewed by MPO advisory committees in August;
- TIP Project Priority Lists are adopted by MPO in September following a public hearing;
- MPO advisory committees review new local government work programs for inclusion the in fall update of the TIP in October;

- The MPO approves the fall update of TIP following a public hearing in November/December;
- The FDOT holds public hearings via a live webinar presentation over the internet on its Draft Tentative Work Program in December;
- MPO advisory committees and the MPO review the FDOT Draft Tentative Work Program in December/January;
- MPO advisory committees review the FDOT Final Tentative Work Program in May; and
- The MPO reviews the FDOT Final Tentative Work Program and approves the new TIP following a public hearing in June.

Certification

The Pinellas County Metropolitan Planning Organization Urban Area Transportation Planning Process is certified according to FHWA and FDOT requirements. The last certification review was conducted in February, 2015.

Conformance with Long Range Transportation Plan

The TIP document was developed in conformance with and as a component of the adopted Pinellas County 2040 Long Range Transportation Plan. All projects represented within the state and local work programs are coordinated in conjunction with future transportation needs and requirements of the Plan.

Transportation Control Measures

Transportation Control Measures (TCMs) represent those projects undertaken by the appropriate public agency to be used in reducing emissions from the transportation network to improve air quality in Pinellas County. These measures have been implemented in the past in Pinellas County in order to improve the air quality conformity of the roadway network in conjunction with programmed transportation improvements.

On June 15, 2005, the Tampa Bay airshed, which includes Pinellas County, became an “attainment area”. As such, Pinellas County has not been required to produce conformity reports demonstrating that the TIP conforms to the State Implementation Plan.

However, effective November 25, 2014, the U.S. Environmental Protection Agency (EPA) proposed to strengthen the National Ambient Air Quality Standards the existing standard for ground-level ozone from 85 parts per billion (ppb) to a range of 65 to 70 ppb. This change would likely cause Pinellas County to be re-designated as a nonattainment area. The EPA may ultimately be allowed to change the existing standard for ozone, which would cause Pinellas County to be re-designated as a nonattainment area. At this time, however, Pinellas County remains an “attainment area” and is not required to produce conformity reports demonstrating that the TIP conforms to the State Implementation Plan.

Transportation Alternatives (TA) Program

The TA Program provides funding for programs and projects defined as transportation alternatives and includes construction of pedestrian and bicycle facilities and infrastructure projects for improving non-driver access to public transportation and enhanced mobility. Scenic easements, landscaping and museum projects, however, are among the projects that were previously eligible under the Transportation Enhancement Program but do not qualify for funding under the TA Program. The following sections discuss the process for identifying and prioritizing projects for TA Program funding. The MPO's advisory committees continue to play a central role in the review of TA Program projects for prioritization.

TA Program Project Identification

In order to identify candidate projects for inclusion in the Transportation Improvement Program, TA Project Application forms are distributed to project sponsors. Project sponsors submit completed applications to the MPO and FDOT for review. Sponsoring jurisdictions assume responsibility for maintaining projects after implementation.

Safe Routes to School Project Identification

The Safe Routes to School (SRTS) Program became part of the TA Program under MAP-21. Because the cost of projects on the current TA Program priority list far exceeds the amount of available TA funding, the MPO is not currently soliciting new SRTS projects. When the MPO decides to solicit new applications, project sponsors

will submit completed applications to the MPO and FDOT for review. MPO advisory committees will then score and rank new applications.

The MPO reviews the status of priority list projects on an annual basis. The review includes consideration of the project's feasibility and whether it is scheduled in the State Work Program for implementation. The review helps to determine whether the MPO can solicit new project applications based on the availability of funding.

Local TA Program Project Application Ranking

TA Program projects are ranked numerically with number one being the highest priority. The MPO's advisory committees assist in ranking these projects, after which their recommendations are forwarded to the MPO. The current priority list was approved by the MPO in June, 2015.

The local TA Program priority list incorporates the project priority lists adopted in 2006, 2007, 2010 and 2014 and is included in Section 2. It should be noted that the list adopted in 2006 is the highest priority followed by the 2007 and 2010 lists. No new project applications were considered in 2008, 2009, 2011, 2012 or 2013 due to a shortage of available funding.

In June 2014, the MPO provided local governments an opportunity to modify existing projects, submit new TA projects, and substitute existing projects with new TA projects. Several City of St Petersburg projects were modified at this time. The City of Clearwater added the

Courtney Campbell Causeway Recreational Trail overpass at Bayshore Boulevard and SR 60/Gulf-to-Bay Boulevard, and the City of Gulfport added a multi-use trails project that will provide connections to the Fred Marquis Pinellas Trail and Skyway Trail to their downtown area. Pinellas County added the Pinellas Bayway Trail Segment project from East Shores Boulevard to the Tierra Verde Bridge. New projects were all added to the bottom of the priority list and as priority #31.

In June 2015, the MPO removed three completed City of Oldsmar trail projects from the local TA Program priority list as well as the St. Petersburg North Bay Trail and Skyway Trail Hardscape Enhancements, which FDOT determined was not eligible for TA Program funding. No projects were added to the local TA Program list. Current TA Program projects on the local priority list are used in the the development of the regional TA Program project priority list for the TMA and are scheduled through the duration of the work program.

Regional TA Program Project Ranking

In accordance with FDOT guidance and the MAP-21 Act, TMAs with multiple MPOs must coordinate and agree upon a single TA Program project priority list for the TMA (TMA-TA priority list). The Tampa Bay TMA includes portions of Hillsborough and Pasco counties and all of Pinellas County. The local TA Program priority list is used in the development of the TMA-TA priority list and is included in Section 2. The MPO staff from Pinellas, Pasco and Hillsborough counties jointly developed a

single TMA-TA priority list based each county's local priority list. In June 2015, the Tampa Bay TMA Leadership Group recommended approval of the list, and the MPO approved it the same month. The approved list includes sidewalk projects on Park Street/Starkey Road, trail projects on 71st Street in St. Petersburg and along San Christopher Road in Dunedin and a trail overpass at Gulf-to-Bay Boulevard and Bayshore Boulevard in Clearwater. These projects were added to the TMA-TA priority list from Pinellas County's local TA Program priority list.

Annual Listing of Projects

Pursuant to the provisions of 23 U.S.C. 134(j)(7)(B) and 49 U.S.C. 5303(j)(7)(B), the MPO has published an annual listing of projects for which Federal funds have been obligated in the preceding year. The listing is in Sections 5 and 7 of this document and on the MPO's website.

Congestion Mitigation and Air Quality (CMAQ)

The Congestion Mitigation and Air Quality Program (CMAQ) provides funds to be utilized in "non-attainment" and "maintenance" areas for transportation programs and projects that contribute to attainment of National Ambient Air Quality Standards (NAAQs). The Tampa Bay airshed has been in compliance with NAAQs since it was designated as an "attainment area" on June 15, 2005. Therefore, Pinellas County has not been eligible for Congestion Mitigation and Air Quality (CMAQ) Improvement funding since that time.

However, as indicated previously, Pinellas County may eventually be redesignated as a non-attainment area if the U.S. Environmental Protection Agency (EPA) changes its ozone standards. If Pinellas County is redesignated as a non-attainment area, it would likely be eligible for CMAQ funding.

Should Pinellas County qualify for CMAQ funding, eligible projects would need to be identified and prioritized through the TIP development process. The types of projects that would be eligible for this funding source include those listed below.

- Public Education and Outreach
- Bicycle and Pedestrian Projects
- Public Transportation Improvements
- Traffic Flow Improvements
- Transportation Demand Management
- Intelligent Transportation Systems
- Alternative Fuel Projects
- Inspection and Maintenance Programs
- Intermodal Freight Transportation
- Idle Reduction Technology

TIP Amendments

The MPO follows the TIP amendment process established by FDOT in cooperation with FHWA, Florida Division. The Office of Policy Planning (OPP) coordinates with Metropolitan Planning Organizations (MPOs) to produce an MPO Program Management Handbook which is used to provide MPOs with guidance on federal and state transportation planning requirements. As described in the [MPO Program Management Handbook](#), proposed amendments to the TIP are brought forward by FDOT. Amendments are typically need to address situations where a State Work Program project needs to be added or deleted or the fiscal constraint of the TIP is impacted. Amendments are also necessary when a project has a cost increase greater than 20% *and* \$2 million or a change in the scope of work.

After it is decided that a TIP amendment is necessary, FDOT makes a determination that the TIP is fiscally constrained and that the amendment is consistent with the MPO Long Range Transportation Plan. The TIP amendment then goes before the Technical Coordinating Committee (TCC) and Citizens Advisory Committee (CAC) for review, comment, and recommendations to the MPO. The MPO considers these recommendations at a scheduled public hearing. Notice of the hearing is posted on the MPO website. An advertisement may also be published in the local daily newspaper, the *Tampa Bay Times*, if warranted based on the scale of the amendment. If the MPO approves the TIP amendment, it is executed by the Chairman and forwarded to FDOT for inclusion in the State Work Program.

Regarding the documentation of proposed TIP amendments, a project description and narrative is provided by FDOT in report form to the MPO advisory committees and the MPO in their agenda packets for review. These agendas are also posted on the MPO website. In addition, after the amendments are approved, a description of each and the corresponding date of MPO approval is posted on the website at <http://pinellascounty.org/MPO/lrtp.htm#TIPamendments>. Actions regarding TIP amendments are also documented on the MPO newsletter/action sheet, which is distributed to an assortment of public agencies, citizens, civic groups, and others listed on the MPO's general mailing list. MPO newsletter/action sheets and MPO minutes from past meetings are posted on the website at <http://www.pinellascounty.org/mpo/MPOCommit.htm>.

Citizens also have an opportunity to view public hearing proceedings regarding proposed TIP amendments through Pinellas County Connection Television (PCC-TV) at <http://www.pinellascounty.org/video/live-meetings.shtml>. The meetings are televised live and broadcast again the Saturday following the meetings and throughout the month on Mondays, Wednesdays and Thursdays. The [MPO website](#) also provides a video link to the meeting and individual agenda items. This feature is typically available within a few days after each meeting.

Administrative TIP Amendments and Modifications

Administrative TIP amendments or modifications are minor revisions that do not require approval by the MPO Board or public review. Examples of administrative modifications include minor changes to funding sources

of previously included projects and minor changes to project initiation dates. Administrative modifications are handled in accordance with the MPO's Public Participation Plan (PPP) and [Chapter 5 of the MPO Program Management Handbook, as amended](#). Notice of administrative TIP amendments or modifications is posted on the MPO website. Proposed administrative TIP amendments or modifications will be presented to the MPO Board for approval. After Board approval, modifications will be transmitted to all applicable agencies in accordance with the MPO Program Management Handbook.

Section 2: Project Priority Lists

Tampa Bay TMA Transportation Alternatives Program Priorities Adopted June 5, 2015			
Pasco County		Target \$580,000 - \$748,000	
			Project Total
1	20th St Sidewalk (CR 54 to Henry Road)		\$82,000
2	Safe Routes to Schools		
	Cypress Elementary School (Sweet Bay Court Sidewalk)		\$85,000
	Chasco Elementary School (Galen Wilson Flashing signs and marked crosswalk)		\$54,000
	Cox Elementary School (17th Street Sidewalk / Main St Sidewalk)		\$77,400
	Stuart Middle School (10th St Sidewalk)		\$87,600
Pinellas County		Target \$1.4 - \$1.5 million	
			Project Total
3	City of Largo's West Bay Dr Pinellas Trail Gateway project (intersection of West Bay Dr and 12th St SW)		\$450,000
4	City of Belleair Bluffs' West Bay Dr Crosswalks (West Bay Dr between Bluff View Dr and Indian Rocks Rd)		\$31,000
5	Pinellas County's 62nd Ave N Sidewalk Project (62nd St N to 55th St N)		\$292,400
6	City of St. Petersburg's Bayway South Trail Connection		\$1,100,000
Hillsborough County		Target \$1.9 - \$2.0 million	
			Project Total
7	Safe Routes to Schools		
	Stowers Elem. & Barrington Middle (Boyette Rd Sidewalk)		\$155,000
	Summerfield Elementary (Big Bend Rd and Heritage Green Sidewalk)		\$164,000
	Eisenhower Middle (Old Big Bend Rd Sidewalk)		\$227,000
	Cypress Creek Elem. & Shields Middle (19th Ave NE Sidewalk)		\$170,000
	Nelson Elementary		\$83,000
	Riverview Elementary		\$112,000
8	Columbus Drive Complete Street from Nebraska Ave to 14th Street		\$655,000
9	Floribaska Ave Complete Street from Florida Ave to Nebraska Ave		\$518,000
Pasco County		Target \$580,000 - \$748,000	
			Project Total
10	Grand Blvd Sidewalk (Massachusetts Ave to U.S. 19 – New Port Richey)		\$200,650
11	River Gulf Road Sidewalk only (Grand Blvd to Bayview St via U.S. 19 river bridge underpass – Port Richey)		\$110,000
Pinellas County		Target \$1.4 - \$1.5 million	
			Project Total
12	City of St. Petersburg's School Crossing Enhancement Project		\$35,875
13	City of St. Petersburg's North Bay Trail Extension (Patrica Rd and San Martin Blvd between 83rd Ave NE and Gandy Blvd. Phase I - 83rd Ave N to Progress Energy Trail Phase II - North of the Progress Energy Trail to Gandy Blvd		\$1,168,400 \$1,168,400
Hillsborough County		Target \$1.9 - \$2.0 million	
			Project Total
14	46th St walk/bike safety improvements		\$77,000 PE \$442,000 CST
15	Rome Ave walk/bike safety improvements		\$213,000 PE \$1,223,000 CST
Pinellas County		Target \$1.4 - \$1.5 million	
16	Pinellas County's Park St/Starkey Rd Sidewalk Project (Tyrone Blvd N to East Bay Dr) Phase I - Tyrone Blvd to Bryan Dairy Rd Phase II - Bryan Dairy Rd to East Bay Dr		\$1,151,500 \$2,170,750
17	City of St. Petersburg's 71st St N Trail - Pinellas Trail Connector (Fred Marquis Pinellas Trail to 38th Ave)		\$700,000
18	City of Dunedin's San Christopher Multi-Use Trail (Pinellas Trail to CR 1)		\$404,000

Tampa Bay TMA Transportation Alternatives Program Priorities Adopted June 5, 2015			
19	Courtney Campbell Causeway Recreational Trail Overpass (SR 60/Gulf-to-Bay Blvd at Bayshore Blvd)		\$6,000,000
Previous Priorities Now Funded for Construction			
Pinellas County			
	Safe Routes to Schools		
	City of St. Petersburg's Sexton Elementary School - sidewalk project (19th St N from 38th Ave N to 52nd Ave N)		\$406,400
	City of Oldsmar's Oldsmar Trail Phase 6 Extension (along Douglas Rd between Racetrack Rd and Tampa Rd)		\$420,000
	City of Dunedin's Michigan Blvd Multi-Use Trail (Pinellas Trail to CR 1)		\$426,500
Pasco County			
	Mittye P. Lock Elementary (Wiggins Road Sidewalk)		\$216,000

Notes:

1. Funding targets are illustrative and used to establish a reasonable list of projects for each county in the TMA.
2. Total project dollar amounts exceed the available funding target amounts because some projects cannot currently be funded due to additional documentation required by FDOT from project sponsors. So, backup projects have been added to the list to provide FDOT with alternatives to choose from for funding.
3. Pasco County's Mittye P. Lock Elementary (Wiggins Road Sidewalk) project (formerly Priority #2), the Massachusetts Avenue Sidewalk (Congress St to downtown New Port Richey) project (formerly Priority #3), and the Marine Parkway Sidewalk (U.S. 19 to Grand Blvd - New Port Richey) project (formerly Priority #12) and Hillsborough County's Frost Elementary (Camden Field Pkwy Sidewalk) project (formerly Priority #9) are being withdrawn from the priority list, as they have received funding from other sources.
4. This list of priorities was adopted by the Tampa Bay Transportation Management Area (TMA) Leadership Group on June 5, 2015.

PINELLAS COUNTY MPO FY 2016/17-2020/21
TRANSPORTATION ALTERNATIVES (TA) PROGRAM PRIORITY LIST
STATUS REPORT

MPO Priority	TMA Priority	Jurisdiction	Project Description	FPN#	Adoption Year	Status
A		City of St. Petersburg	Sexton Elementary School – sidewalk along 19 th St N from 38 th Ave N to 52 nd Ave N	4344971	2013	CST scheduled/funded in the TIP for FY 2018/19
1		City of St. Petersburg	Treasure Island Causeway/Fred Marquis Pinellas Trail Connection (linking the west end of Treasure Lane to the existing Fred Marquis Pinellas Trail) Phase I - Eastern trail and way finding signage Phase II - providing a separated path on Central Ave at Causeway Isles from the east end of Causeway Blvd N to the west end of Causeway Blvd N	4157431	2006	DGN underway CST deferred from FY 2014/15 to 2017/18 to coordinate with the City's project schedule.
2		City of Largo	Citywide Sidewalk and Trails Initiative (Adrian Ave and Gladys St)	4245329	2007	DGN underway
3		City of St. Petersburg	Bayway Trail North - Phase II (Gulf Intercoastal Drawbridge to SR 682/Pinellas Bayway)	4245325	2007	CST underway
4		City of St. Petersburg	Walter Fuller Park (Connection to Fred Marquis Pinellas Trail from Walter Fuller Park at 26th Ave N to the Fred Marquis Pinellas Trail at 22nd Ave N)	4304351	2007	CST underway
5		Pinellas County	Hercules Ave/Greenbriar Blvd Sidewalk - Phase I (Sunset Point Rd to Belcher Rd)	4245642	2007	CST scheduled/funded in the TIP for FY 2015/16

PINELLAS COUNTY MPO FY 2016/17-2020/21
TRANSPORTATION ALTERNATIVES (TA) PROGRAM PRIORITY LIST
STATUS REPORT

MPO Priority	TMA Priority	Jurisdiction	Project Description	FPN#	Adoption Year	Status
6		City of St. Petersburg	Bicycle Facilities - 30th Ave N (Dr Martin Luther King Jr St N to 58th St N)	4245328	2007	CST scheduled/funded in the TIP for FY 2015/16
7		Pinellas County	Hercules Ave/Greenbriar Blvd Sidewalk - Phase II (Sherwood St to Sunset Point Rd)	4245647	2007	CST scheduled/funded in the TIP for FY 2017/18
8		Pinellas County	Park Blvd/CR 694 ADA Ramp and Sidewalk Improvements (Starkey Rd to 66th St N)	4245644	2007	CST scheduled/funded in the TIP for FY 2016/17
9		City of St. Petersburg	Fred Marquis Pinellas Trail Extension Landscaping (Fred Marquis Pinellas Trail at Central Avenue W to Bayshore Dr)	4245651	2007	DSB underway
10		City of St. Petersburg	Bicycle Facilities - Phase II (Bayshore Dr SE from the Fred Marquis Pinellas Trail to Dali Blvd/5th Ave S to 1st Ave S)	4245321	2007	DGN underway CST scheduled/funded in the TIP for FY 2014/15
11		City of St. Petersburg	Pedestrian Crosswalk Enhancement - Rectangular LED Rapid Flashing Beacons (multiple locations)	4245326	2007	CST underway
12		Pinellas County	Keene Rd (CR 1) ADA Ramp and Sidewalk Improvements (Main St/SR 580 to Curlew Rd/SR 586)	4245643	2007	DGN underway
13		Pinellas County	Haines Bayshore Rd Sidewalk (US 19 to Sunrise Blvd)	4245646	2007	CST scheduled/funded in the TIP for FY 2015/16
14		City of Clearwater	Druid Trail (Duke Energy Trail to Glen Oaks Park)	4325801	2010	CST scheduled/funded in TIP for FY 2016/17

PINELLAS COUNTY MPO FY 2016/17-2020/21
TRANSPORTATION ALTERNATIVES (TA) PROGRAM PRIORITY LIST
STATUS REPORT

MPO Priority	TMA Priority	Jurisdiction	Project Description	FPN#	Adoption Year	Status
15		FDOT / Pinellas County MPO	Courtney Campbell Causeway Recreational Trail (Bayshore Blvd to the Pinellas/Hillsborough County line) Bayshore Blvd to E of Tampa Bay Bridge #138 E of Bridge #138 to Pinellas/Hillsborough County line	4245613 4245614	2010 2010	CST underway CST underway
16	3	City of Largo	West Bay Dr Pinellas Trail Gateway (intersection of West Bay Dr and 12th St SW)	4344961	2010	FDOT has determined this project to be feasible, but the project is on hold pending LAP certification by the City of Largo.
17		City of Oldsmar	Oldsmar Trail Phase 6 Extension (along Douglas Rd between Racetrack Rd and Tampa Rd)	4157387	2010	CST scheduled/funded in the TIP for FY 2018/19
18	6	City of St. Petersburg	Bayway South Trail Connection (within the City of St Pete and ending at Madonna Blvd) Phase I - North end of Boca Ciega Bridge to SR 682/ 54th Ave S Phase II - South end of Boca Ciega Bridge to the City limits south of Madonna Blvd	4345001 4107552	2010 2010	Revised application in progress. Phase II will be constructed as part of the Tierra Verde Bridge replacement project, which is not currently funded.

PINELLAS COUNTY MPO FY 2016/17-2020/21
TRANSPORTATION ALTERNATIVES (TA) PROGRAM PRIORITY LIST
STATUS REPORT

MPO Priority	TMA Priority	Jurisdiction	Project Description	FPN#	Adoption Year	Status
18	13	City of St. Petersburg	North Bay Trail Extension (Patica Rd and San Martin Blvd between 83rd Ave NE and Gandy Blvd) Phase I - 83rd Ave N to Duke Energy Trail Phase II - North of the Duke Energy Trail to Gandy Blvd	4286011 4286011	2010 2010	Phase I is scheduled to be completed by Pinellas County in FY 2017/18 as part of the San Martin Bridge replacement project. Phase II - FDOT feasibility determination underway. City to provide clearer copy of ROW documentation to FDOT.
19		City of Dunedin	Michigan Blvd Multi-Use Trail (Pinellas Trail to CR 1)	4286011	2010	CST scheduled/funded in the TIP for FY 2017/18
19	16	Pinellas County	Park St/Starkey Rd Sidewalk Project (Tyrone Blvd N to East Bay Dr) Phase I - Tyrone Blvd to Bryan Dairy Rd Phase II - Bryan Dairy Rd to East Bay Dr		2010 2010	FDOT feasibility determination underway
20	4	City of Belleair Bluffs	West Bay Dr Crosswalk (West Bay Dr between Bluff View Dr and Indian Rocks Rd)	4286012	2010	FDOT has determined this project to be feasible.

PINELLAS COUNTY MPO FY 2016/17-2020/21
TRANSPORTATION ALTERNATIVES (TA) PROGRAM PRIORITY LIST
STATUS REPORT

MPO Priority	TMA Priority	Jurisdiction	Project Description	FPN#	Adoption Year	Status
20	<u>17</u>	City of St. Petersburg	71st St N Trail - Pinellas Trail Connector (Fred Marquis Pinellas Trail to 38th Ave)		2010	Application resubmitted and in progress. City to submit LAP letter and clearer copy of ROW documentation to FDOT.
21	<u>18</u>	City of Dunedin	San Christopher Multi-Use Trail (Pinellas Trail to CR 1)	4286012	2010	FDOT has determined this project to be eligible and feasible.
22	<u>5</u>	Pinellas County	62nd Ave N Sidewalk Project (62nd St N to 55th St N)		2010	Application resubmitted and in progress.
23		City of St. Petersburg	Central Ave Corridor Complete Streets (Dr Martin Luther King Jr St to the western city limits) Phase I - Streetscape Improvements (31st St to 34th St) Phase II - Streetscape Improvements (34th St to 58th St)		2010	Application complete and both phases of the project are feasible.
24		City of Oldsmar	Tampa Rd/SR 584 Trail Overpass (intersection of SR 584/Tampa Rd and St Petersburg Dr)		2010	Additional review required by FDOT.

PINELLAS COUNTY MPO FY 2016/17-2020/21
TRANSPORTATION ALTERNATIVES (TA) PROGRAM PRIORITY LIST
STATUS REPORT

MPO Priority	TMA Priority	Jurisdiction	Project Description	FPN#	Adoption Year	Status
25		City of St. Petersburg	Bike Lane Improvements (1st Ave N from Dr Martin Luther King Jr St N to 66th St N and 1st Ave S from Dr Martin Luther King Jr St S to Pasadena Ave S)		2010	Revised application received and in progress. City to provide detailed engineer estimate and clearer ROW documentation to FDOT.
26		Pinellas County	42nd Ave N Sidewalk Project (46th St N to 35th St N)		2010	Application resubmitted and in progress.
27	<u>12</u>	City of St. Petersburg	School Crossing Enhancements (various locations)		2010	Application eligible and feasible.
28		City of St. Petersburg	9th Avenue North Complete Streets (9th Ave N from 66th St to Dr. Martin Luther King Jr St)		2010	Application resubmitted and in progress.
29		City of St. Petersburg	Gandy Boulevard Sidewalk Connections (various locations near Gandy Blvd from 16th St N to Brighton Bay)		2010	Application resubmitted and in progress.
30		City of St. Petersburg	18th Avenue South Complete Street (4th Street S to 34th St S)		2010	Application resubmitted and in progress.
30		City of St. Petersburg	St Pete City Trails Priority Sidewalks (between 31st St S and Dr Martin Luther King, Jr St)		2010	Application resubmitted and in progress.
31	<u>19</u>	City of Clearwater	Courtney Campbell Causeway Recreational Trail Overpass (SR 60/Gulf-to-Bay Blvd at Bayshore Blvd)		2014	Application resubmitted and in progress.

PINELLAS COUNTY MPO FY 2016/17-2020/21
TRANSPORTATION ALTERNATIVES (TA) PROGRAM PRIORITY LIST
STATUS REPORT

MPO Priority	TMA Priority	Jurisdiction	Project Description	FPN#	Adoption Year	Status
31		Pinellas County	Pinellas Bayway Trail Segment (East Shores Blvd to Tierra Verde Bridge)		2014	Application resubmitted and in progress.
31		City of Gulfport	Multi-Use Trails - Phase 1 (existing Fred Marquis Pinellas Trail Spur Connection/55th St S/Beach Blvd S from Jersey Ave S to 28th Ave S)		2014	Applications received and in progress.
			Multi-Use Trails - Phase 2 (existing Skyway Trail Connection to 47th St S/Del Rio Way S)		2014	
			Multi-Use Trails - Phase 3 (31st Ave S from Tifton Dr S to 54th St S/Shore Blvd S)		2014	
			Multi-Use Trails - Phase 4 (Shore Blvd S from 54th St S to 58th St S)		2014	
			Multi-Use Trails - Phase 5 (58th St S from Shore Blvd S to 28th Ave S)		2014	
32		City of Largo	Citywide Sidewalk and Trails Initiative (Lake Ave to Alt Keene Rd)		2010	Project added to the end of the priority list in 2010 for the purpose of qualifying for other funding sources.
32		Pinellas County	Duke Energy Trail (North Connection) (Chesnut Sr Park to Old Coachman Road/Ream Wilson Trail)		2010	Project added to the end of the priority list in 2010 for the purpose of qualifying for other funding sources.

PINELLAS COUNTY MPO FY 2016/17-2020/21
TRANSPORTATION ALTERNATIVES (TA) PROGRAM PRIORITY LIST
STATUS REPORT

MPO Priority	TMA Priority	Jurisdiction	Project Description	FPN#	Adoption Year	Status
32		Pinellas County	Duke Energy Trail (South Connection) (approximately Belleair Rd to 83rd Ave)		2010	Project added to the end of the priority list in 2010 for the purpose of qualifying for other funding sources.

- 1) Projects numbered as 32 were added to the list for the purpose of qualifying for other potential funding sources.
- 2) The term "Bicycle Facilities" may include bicycle paths, trails and/or lanes.
- 3) FPN = financial project number; PE = preliminary engineering; CST = construction; DGN = design; ROW = Right-of-Way Acquisition; LAP = Local Agency Program
- 4) Project A was at the top of the SRTS priority list before the program was combined with the Transportation Enhancements (TE) Program and placed under the TA Program pursuant to MAP 21. This project was added to the top of the TA Program priority list by the MPO at its June 12, 2013 meeting in order to maintain funding eligibility.
- 5) Although landscaping projects are not eligible for funding under the TA Program, project number 9 (Fred Marquis Pinellas Trail Extension Landscaping) was fully funded in FY 2012/13 using Transportation Enhancement (TE) funds before they expired on June 30, 2013.
- 6) At its June 11, 2014 meeting, the MPO allowed local jurisdictions to add new 2014 TA projects to the bottom of the priority list and also allowed project substitutions and modifications.
- 7) This local TA priority list is used to add projects to the TMA-TA priority list. Both TA priority lists are included in the FY 2015/16- 2019/20 Transportation Improvement Program (TIP).

**PINELLAS COUNTY MPO FY 2016/17-2020/21
SURFACE TRANSPORTATION PROGRAM PROJECT PRIORITIES**

SURFACE TRANSPORTATION PROGRAM (STP) HIGHWAY PROJECT PRIORITIES

STP POLICY STATEMENT: It is the policy of the MPO that STP funds shall be provided for the following prioritized list of projects in the most expeditious manner possible, emphasizing that improvements be done on an incremental basis.

PRIORITY	PROJECT	FROM	TO	STATUS	MPO PRIORITY SINCE
1	SR 686/Roosevelt Boulevard (CR 296 Connector) CR 296 (Future SR 690)/East-West 118th Avenue Expressway/ Gateway Express	49th Street North US 19/SR 55	I-275/SR 93 East of 40th Street North	CST scheduled in the TIP for FY 2016/17, FPN 4338801 CST scheduled in the TIP for FY 2016/17, FPN 4338801	FY1995/96 Corridor priority since FY1988/89
2	SR 688/Ulmerton Road	Lake Seminole Bypass Canal	I-275/SR 93	CST underway <ul style="list-style-type: none"> • 119th St to Lake Seminole Bypass Canal - completed (FPN 2571551) • Lake Seminole Bypass Canal to Wild Acres Rd - Estimated completion: March 2016 (FPN 4091551) • Wild Acres Rd to ElCentro/Ranchero - Estimated completion: March 2016 (FPN 4091541) • 49th to 38th St N - Estimated completion: March 2017 (FPN 2569953) • 38th St N to I-275 - Estimated Completion: Spring 2016 (FPN 2571471) 	Corridor priority since FY 1984/85

SURFACE TRANSPORTATION PROGRAM (STP) HIGHWAY PROJECT PRIORITIES

STP POLICY STATEMENT: It is the policy of the MPO that STP funds shall be provided for the following prioritized list of projects in the most expeditious manner possible, emphasizing that improvements be done on an incremental basis.

3	SR 686/Roosevelt Boulevard	SR 688/ Ulmerton Road (W of 38 th Street North)	I-275/SR 93	CST underway, FPN 4338801	FY 1989/90
4	SR 694/Gandy Boulevard	9 th Street North	4th Street North	CST underway, FPN 2569312	FY 1984/85
5	SR 694/Gandy Boulevard	US 19/SR 55	East of I-275 (SR 93)	Design underway ENV scheduled in the TIP for 2015/16 and ROW scheduled in the TIP for FY 2016/17. Project extended to East of I-275/SR 93. CST unfunded, FPN 2570861	FY 1984/85
6	US 19/SR 55 (including Belleair Interchange)	North of Whitney Road	South of Seville Boulevard	CST underway, FPN 2568811 Estimated Completion: Fall 2015	FY 1987/88
7	US 19/SR 55 (including SR 60/Gulf-to-Bay Boulevard Interchange)	South of Seville Boulevard	North of SR 60 (at SR 60/Gulf-to- Bay Boulevard Overpass)	CST underway, 2568811 Estimated Completion: Fall 2015	FY 1987/88
8	US 19/SR 55 (at Enterprise Road)	North of Sunset Point Road	South of Countryside Boulevard (at Enterprise Road)	CST underway, FPN 2568901 Estimated Completion: Fall 2015	FY 1995/96 Corridor priority since FY 1984/85
9	US 19/SR 55 (including Republic Dr Overpass and Curlew Road Interchanges) Phase I – Boy Scout Overpass Phase II – Curlew Road Interchange	North of SR 580 Northside Drive	Northside Drive North of CR 95	DGN underway. CST scheduled in the TIP for FY 2019/20, FPN 2567742 CST planned in the Cost Feasible LRTP for FY 2020-2025, FPN 2567743	FY 1989/90

SURFACE TRANSPORTATION PROGRAM (STP) HIGHWAY PROJECT PRIORITIES

STP POLICY STATEMENT: It is the policy of the MPO that STP funds shall be provided for the following prioritized list of projects in the most expeditious manner possible, emphasizing that improvements be done on an incremental basis.

10	SR 686/Roosevelt Boulevard	I-275/SR 93	West of 9 th Street North/Dr Martin Luther King Jr Street North	DGN underway, FPN 2569981	Corridor priority since FY 1988/89
11	I-275/SR 93/Howard Frankland Bridge Replacement	over Tampa Bay	over Tampa Bay	DSB scheduled in the TIP for FY 2018/19, FPN 4229041 and 4229042	FY 1984/85
12	22 nd Avenue North Interchange Improvement	22 nd Street North	19 th Street North	CST underway, FPN 4331111	FY 2012/13
13	US 19/SR 55 (including Tampa and Nebraska Interchanges)	North of CR 95	North of Nebraska Avenue	DGN scheduled in the TIP for FY 2016/17, FPN 4337991. CST planned in the Cost Feasible LRTP for FY 2031-2040	FY 2014/15
14	US 19/SR 55 (including Alderman Interchange)	North of Nebraska Avenue	South of Timberlane Road	DGN scheduled in the TIP for FY 2015/16, FPN 4337971. CST planned in the Cost Feasible LRTP for FY 2031-2040	FY 2014/15 Corridor priority since FY 1988/89
15	US 19/SR 55 (including Klosterman Interchange)	South of Timberlane Road	South of Lake Street	DGN scheduled in the TIP for FY 2015/16, FPN 4337961. CST planned in the Cost Feasible LRTP for FY 2031-2040	FY 2014/15 FY 1995/96 (CMAQ priority for intersection improvements) Corridor priority since FY 1988/89
16	I-275 Express Lanes	Pinellas County Line	SR 694/Gandy Boulevard	Public Workshops Scheduled; CST planned in the Cost Feasible LRTP for FY FY 2020-25	FY 2014/15

SURFACE TRANSPORTATION PROGRAM (STP) HIGHWAY PROJECT PRIORITIES

STP POLICY STATEMENT: It is the policy of the MPO that STP funds shall be provided for the following prioritized list of projects in the most expeditious manner possible, emphasizing that improvements be done on an incremental basis.

17	US 19/SR 55 (including Tarpon Interchange)	South of Lake Street	Pinellas Trail	CST planned in the Cost Feasible LRTP for FY 2031-40	FY 2014/15 Corridor priority since FY 1988/89
18	SR 694/ Gandy Boulevard	East of 4th Street	West of Gandy Bridge	CST planned in the Cost Feasible LRTP for FY 2031-40	FY 2014/15 Corridor priority since FY 1988/89
19	Systems and Operations Planning Funds	N/A	N/A	N/A	N/A
20	Pinellas County Transportation Systems Management and Operations Priority Projects Countywide	N/A	N/A	N/A	N/A

Notes:

- 1) DSB = Design-Build (combines construction and design/preliminary engineering phases to reduce costs and expedite construction); PD&E-Project Development and Environment; DGN-Design; ROW-Right of Way; CST-Construction; ENV-Environmental; FY-Fiscal Year; TIP-Transportation Improvement Program; LRTP-Long Range Transportation Plan; CMAQ-Congestion Mitigation and Air Quality Improvement Program
- 2) Project #19 is intended for recurring annual funding of \$350,000. This annual allotment will be set aside as higher priority projects are considered in the development of the annual FDOT Work Program
- 3) Project #20 is intended for recurring annual funding of \$1-5 million for countywide Pinellas County Congestion Management, Operations and Safety Project Priorities. This annual allotment will be set aside as higher priority projects are considered in the development of the annual FDOT Work Program

CONGESTION MANAGEMENT, OPERATIONS AND SAFETY PROJECT PRIORITIES FOR STATE ROADS

PRIORITY	PROJECT	FROM	TO	STATUS
1	US 19/SR 55	54 th Avenue South	Pasco County Line	No update
	<ul style="list-style-type: none"> US 19/SR 55 (intersection improvements) 	at 54 th Avenue South	N/A	No update
	<ul style="list-style-type: none"> US 19/SR 55 (signal timing improvements) 	at 22 nd Avenue North	N/A	No update
	<ul style="list-style-type: none"> US 19/SR 55 (freight improvements) 	at 54 th and 64 th Avenues North	N/A	No update
	<ul style="list-style-type: none"> US 19/SR 55 (intersection improvements) 	at Park Boulevard	N/A	PD&E for interchange improvements at US 19 (SR 55) and SR 694 (Gandy Blvd) scheduled in the TIP for FY 2015/16 (FPN 4359141) and PE scheduled in the TIP for FY 2017/18, FPN 4359142
	<ul style="list-style-type: none"> US 19/SR 55 (pedestrian/transit access improvements) 	54 th Avenue North	Pasco County Line	Study underway
2	Alternate US 19	Park Street/Starkey Road	Pasco County Line	
	<ul style="list-style-type: none"> Alternate US 19/SR 595 	Park Street/Starkey Road	Belleair Road	FDOT Corridor Study I/PD&E scheduled in the TIP for FY 2017/18 from Park St N to Belleair Rd, FPN 4359091
	<ul style="list-style-type: none"> Alternate US 19/SR 595 	Belleair Road	Pinellas/Pasco County Line	FDOT Corridor Study II/PD&E scheduled in the TIP for FY 2016/17 from Belleair Rd to Pinellas/Pasco County Line, FPN 4359092
	<ul style="list-style-type: none"> Alternate US 19/SR 595 (pedestrian/transit access improvement) 	at the Florida Avenue intersection	N/A	Pinellas County is working with FDOT on a crossing design. A traffic signal and intersection improvements are scheduled in the TIP for FY 2015/16 at Nebraska Ave north of this intersection

CONGESTION MANAGEMENT, OPERATIONS AND SAFETY PROJECT PRIORITIES FOR STATE ROADS *(Continued)*

PRIORITY	PROJECT	FROM	TO	STATUS
3	East Bay Drive	US 19/SR 55	Belcher Road	2011 safety audit completed on East Bay Drive at Belcher Road. 2012 safety audit completed on East Bay Drive and US 19
4	Park Boulevard (pedestrian/transit access improvements)	49 th Street North	66 th Street North	FDOT Transit/Pedestrian Access Study at 49 th Street underway
5	Drew Street (eastbound left turn storage lanes)	at Betty Lane	N/A	No update

Notes:

- 1) At its September 10, 2014 meeting, the MPO added congestion management, operations and safety projects for State Highway System roads to the STP Priority List for the purpose of qualifying for STP funds.
- 2) Due to an incorrect data collection location, the segment of NE Coachman Road between Drew Street and Old Coachman Road was removed from the priority list. Further analysis of the new traffic data has found no significant duration of congestion for this segment. Bicycle and pedestrian safety issues will be mitigated with intersection improvements and widening project.
- 3) PD&E-Project Development and Environment; PE-Preliminary Engineering; FY-Fiscal Year; TIP-Transportation Improvement Program; LRTP-Long Range Transportation Plan; FDOT-Florida Department of Transportation

PINELLAS COUNTY MPO FY 2016/17 - 2020/21
CONGESTION MANAGEMENT, OPERATIONS AND SAFETY PROJECT PRIORITIES FOR NON-STATE ROADS

PRIORITY	PROJECT	FROM	TO	STATUS
1	Park Boulevard (Corridor Plan, safety and intersection improvements)	113 th Street North	Seminole Boulevard	Corridor study planned in FY 15/16
2	22 nd Avenue North (intersection and corridor improvements)	34 th Street North	I-275	Intersection improvement at I-275 under construction, FPN: 4331111
3	54 th Avenue South (intersection improvements)	28 th Street	41 st Street	Intersection improvement at 31 st Street under construction, FPN: 4337871
4	McMullen Booth Road	Gulf-to-Bay Boulevard	Tampa Road	Monitoring congestion levels and crashes along the corridor
5	East Lake Road (RSA)	Tarpon Woods	Keystone Road	Pinellas County will program the recommended Roadway Safety Assessment improvements during the next resurfacing project
6	Belleair Road	US 19	Keene Road	Study planned pending opening of interchange at U.S. 19
7	102 nd Avenue North (develop a Corridor Plan)	Seminole Boulevard	113 th Street	Construction planned in Pinellas County's Capital Improvement Program for 2022/23, Project number 2107A
8	Indian Rocks Road (RSA to be conducted)	Walsingham Road	West Bay Drive	LRTP unfunded project
9	62 nd Avenue North (bring corridor up to urban standards including bike lanes and sidewalks)	49 th Street	66 th Street	LRTP unfunded project
10	Nursery Road (bring corridor up to urban standards including bike lanes and sidewalks)	Highland Avenue	US 19	LRTP unfunded project
11	Starkey Road (intersection improvements)	at Park Boulevard	N/A	CST scheduled in FY 15/16, FPN: 4371381

Notes: 1) FPN = Financial Project Number; PE = Preliminary Engineering ; CST = Construction; TIP = Transportation Improvement Program; LRTP = Long Range Transportation Plan; RSA = Roadway Safety Audit; FY=Fiscal Year; PD&E=Project Development and Environment

2) The MPO did not add non-State Highway System roads to this list to be funded using STP funds. Non-State Highway System roads have been added to this list for the purpose of qualifying for funding opportunities other than STP funds.

TMA Leadership Group

Regional Priorities - Approved June 5, 2015

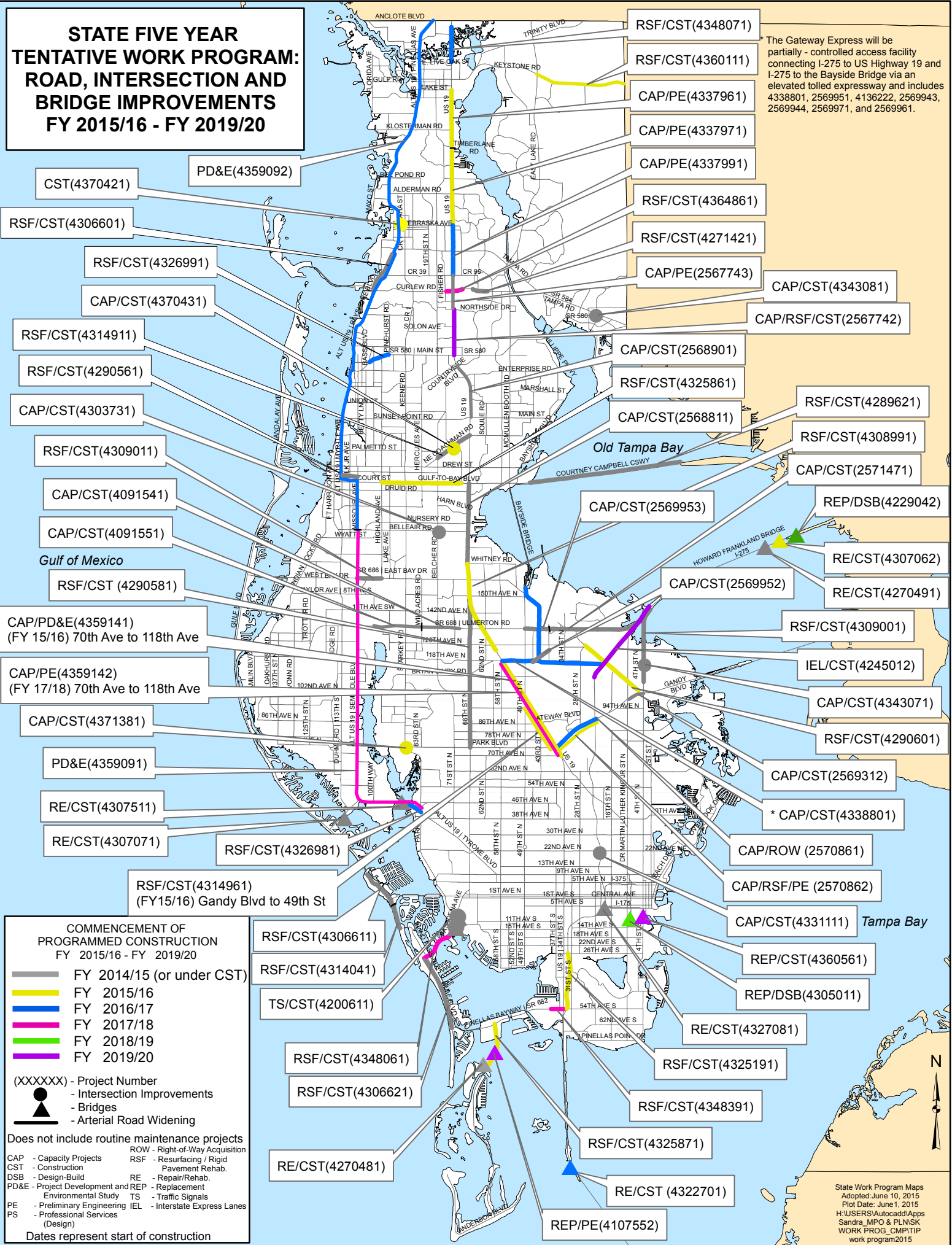
		Project Name	Project Description	Phase Requested	Status
ALREADY FUNDED		Howard Frankland Bridge	Bridge Replacement with Transit and Express Lanes	TBX Bus Annual Operations	CST Funded 2019
		118th Ave Expressway	Gateway Express	No requests at this time	CST Funded 2017
"TOP 5" REQUESTS		TBX* Phase 1			PE Funded 2019
		I-275 @ SR 60	Interchange Modification	CST	ROW Funded 2016-19
		I-275 From SR 60 to N. Boulevard	TBX* with Express Bus	PE & CST	PD&E Underway
		I-275 From 4th Street to Gandy Blvd.	TBX* with Express Bus Connection to Downtown St. Pete	PE & CST, Gateway Transit Center PD&E	PD&E Underway
		I-4 From 22nd St to CR 579	TBX* with Express Bus	PE & CST	PD&E Underway
		I-275 @ I-4	Interchange Modification	CST	Re-eval Underway
		I-275 From Osborne Ave to Bearss Ave	TBX* with Express Bus	PE & CST, Fletcher Transit Ctr PD&E	PD&E Underway
		I-4 from east of I-75 to Polk Parkway	TBX* with Express Bus	PD&E	
		I-75 From US 301 to Fowler Ave	TBX* with Express Bus	PE & CST	PD&E Complete
		I-75 From SR 674 to US 301	TBX* with Express Bus	PE & CST	PD&E Complete
		Westshore Multimodal Center & Connections to Downtown & Airport	Intermodal Center	PE, ROW, CST	Site Selection Underway
			People Mover Connection to Airport		
			Modern Street Car Extension	PE for extension to Marion Transit Ctr	PD&E funded for extension to MTC
		US 41 CSX Rail Corridor	Commuter Transit	Corridor Study/PDE	CSX-FDOT MOU for joint use pending
		Regional Farebox System	Standard Fare Payment Media Across Counties	CST	Partially funded
		Duke Energy Trail	North Gap: John Chesnut Park to Brighthouse Networks Field; South Gap: Belleair Rd to San Martin Bridge	Design & CST	Partially funded
		SR 54/56 Corridor from US19 to US301	Multimodal Corridor Assessment	Park & Ride SR 56; ROW at SR 54/US 41; CST at SR 56/I-75	Corridor Assessment Study in FY15/16
		US 19 north of SR 580 to Pasco County	Partially Controlled Access	PE & CST	Some segments funded
		Ridge Road Extension from Moon Lake Rd to US 41	New Road Extension	No requests at this time	Environmental Permitting Underway
		New Tampa (East-West Road) from I-275 to Commerce Park	New Toll Road	CST	ROW Acquired
		Rapid Bus Connection to Beaches	BRT service from Downtown St. Pete to St. Pete Beach	PD&E	
		Central Avenue BRT	Express Bus Service from Clearwater Beach to Dtn. Tampa	CST of Center; Bus Operations	Clearwater Intermodal Center - design funded
		PSTA 60x			

*New Express Toll Lanes with Dynamic Pricing

Section 3: FDOT Five Year Work Program

STATE FIVE YEAR TENTATIVE WORK PROGRAM: ROAD, INTERSECTION AND BRIDGE IMPROVEMENTS FY 2015/16 - FY 2019/20

The Gateway Express will be partially - controlled access facility connecting I-275 to US Highway 19 and I-275 to the Bayside Bridge via an elevated tolled expressway and includes 4338801, 2569951, 4136222, 2569943, 2569944, 2569971, and 2569961.



PROJECT NUMBER	LOCATION	PROJECT DESCRIPTION	STATUS
4338801	Gateway Express/118 th Ave N/CR 296 (Future 690) from US 19 (SR 55) to E of 28 th St N	New Road Construction 6 to 8 lanes	CST 2016/17
4271421	SR 586 (Curlew Rd) from E of Countrybrook Dr to W of Countryside Blvd	Flexible Pavement Reconstruction	CST 2014/15
4306601	Alt US 19 (SR 595) from N of SR 586 (Curlew Rd) to N of Whisper Lake Rd	Resurfacing	CST 2014/15
4326981	Alt US 19 (SR 595) from S of Park St to Long Bayou Bridge	Resurfacing	CST 2016/17
4331111	22 nd Ave N from 22 nd Street North to 19 th St N	Interchange Improvement	CST 2014/15
4322701	I-275 (SR 93) Sunshine Skyway Bridge	Bridge Repair/Rehabilitation	CST 2016/17
4091551	SR 688 (Ulmerton Rd) from Lake Seminole Bypass Canal to Wild Acres Rd	Add Lanes & Reconstruction 4 to 6 lanes	CST underway
4326991	SR 580 (Main St) from Bass Blvd to W of Pinehurst Rd	Resurfacing	CST 2016/17
4325861	SR 60 (Gulf-to-Bay)/Court St S from Highland Ave to Bypass Drive	Resurfacing	CST 2015/16
4314911	SR 590 (NE Coachman Rd) from W of Marilyn St to E of Audrey Dr	Resurfacing	CST 2014/15
2567742	US 19 (SR 55) from N of SR 580 (Main St) to Northside Dr	Add Frontage Roads, Reconstruction & Resurfacing	CST deferred from 2018/19 to 2019/20
2571471	SR 688 (Ulmerton Rd) from W of 38 th St N to W of I-275	Add Lanes & Reconstruction	CST underway
4091541	SR 688 (Ulmerton Rd) from Wild Acres Rd to El Centro/Ranchero	Add Lanes & Reconstruction 4 to 6 lanes	CST underway
4290561	SR 60 (Chestnut St) from Oak Ave to Dr. Martin Luther King Jr. Ave and SR 60 (Court St) from Oak Ave to Dr. Martin Luther King Jr. Ave	Resurfacing	CST 2014/15
4308991	US 19 (SR 55) from N of Cross Bayou Canal to N of Whitney Rd	Resurfacing	CST 2015/16

PROJECT NUMBER	LOCATION	PROJECT DESCRIPTION	STATUS
2568811	US 19 (SR 55) from N of Whitney Rd to N of SR 60 (Belleair Rd, Seville Blvd and SR 60/Gulf-to-Bay Blvd Interchanges)	Add Lanes, Reconstruction and New Interchanges	CST underway
2568901	US 19 (SR 55) from N of CR 576 (Sunset Point Rd) to S of Countryside Blvd (at Enterprise Rd)	Add Lanes & Reconstruction	CST underway
4325191	I-275 (SR 93) from 54th Ave S to S of 26th Ave S	Rigid Pavement Rehabilitation	CST 2015/16
4289621	SR 60 (Courtney Campbell Causeway) from W of Damascus Rd to Pinellas/ Hillsborough County Line	Resurfacing	CST underway
4290601	SR 686 (Roosevelt Blvd) from 28th St N to N of Gandy Blvd	Resurfacing	CST 2015/16
4325871	SR 679 (Pinellas Bayway) from N end of Boca Ciega Bridge to SR 682 (54th Ave S)	Resurfacing	CST 2015/16
4309011	SR 686 (East Bay Dr) from E of Missouri Ave to W of Highland Ave	Resurfacing	CST 2014/15
4200611	SR 693 (Pasadena Ave) at Majestic Way/Gulfport Blvd/Park St	Traffic Signals	CST underway
4348061	SR 693 (Pasadena Ave) from SR 691 (Blind Pass Rd) to Park St	Resurfacing	CST added 2017/18
2569312	SR 694 (Gandy Blvd) from W of 9 th St N to E of 4 th St N	Add Lanes & Reconstruction	CST underway
2570861	SR 694 (Gandy Blvd) from E of US 19 (SR55) to E of I-275 (SR93)	Add Lanes & Reconstruction	ENV 2015/16 ROW 2016/17
2570862	SR 694 (Gandy Blvd) from US 19 (SR 55) to E of I-275 (SR 93)	Add Lanes & Resurfacing	PE 2015/16
4270491	I-275 (SR 93) SB Howard Frankland Bridge	Bridge Repair/Rehabilitation	CST underway
4270481	SR 679 (Pinellas Bayway) Pinellas Bayway Bridge Structure "E"	Bridge Repair/Rehabilitation	CST underway
4107552	SR 679 (Pinellas Bayway) Structure E Intercoastal Waterway	Bridge Replacement	PE added 2019/20

PROJECT NUMBER	LOCATION	PROJECT DESCRIPTION	STATUS
4348391	SR 682 (Pinellas Bayway) from US 19 (SR 55) to 41 st St S	Resurfacing	CST added 2017/18
2569953	SR 688 (Ulmerton Rd) from E of 49 TH St to W of 38 TH St N	Add Lanes & Reconstruction 4 to 6 lanes	CST underway
4307062	I-275 (SR 93) NB Howard Frankland Bridge	Bridge Repair/Rehabilitation	CST 2015/16
4309001	SR 687 (4 th St N) from 106 TH Ave N to E of Big Island Gap	Resurfacing	CST 2014/15
4327081	I-275 (SR 93) from over 5th Ave N/S to Bridge# 150121 and 150122	Bridge Repair/Rehabilitation	CST underway
4303731	Belcher Rd at Belleair Rd	Intersection Improvements	CST 2014/15
4290581	SR 693 (66 TH St) from CR 694 (Park Blvd) to CR 376 (142 ND Ave)	Resurfacing	CST underway
4314961	US 19 (SR 55) from SR 694 (Gandy Blvd) to 49 th St N	Resurfacing	CST 2015/16
4307071	SR 666 (Tom Stuart Causeway) at the Tom Stuart Causeway Bridge	Bridge Repair/Rehabilitation	CST 2014/15
4306611	SR 699 (Gulf Blvd) from N of 105 TH Ave to N of 125 TH Ave	Resurfacing	CST underway
4314041	SR 699 (Gulf Blvd) from SE of 99 TH Ave to NW of 105 TH Ave	Resurfacing	CST underway
4306621	SR 699 (Gulf Blvd) from SR 682 (Pinellas Bayway) to N of SR 693 (66 th St N)	Resurfacing	CST 2014/15
2567743	US 19 (SR 55) from Northside Dr to North of CR 95 (Curlew Rd Interchange)	Add Lanes, Reconstruction and New Interchange	PE underway
4348071	US 19 (SR 55) from S of Live Oak St to N of Brittany Park Blvd	Resurfacing	CST 2016/17
2569952	43rd St N Extension from CR 296 (118th Ave N) to 40th St N	New Road Construction 0 to 4 lanes	CST underway
4305011	Dr Martin Luther King Jr St N from 7 th Ave S to 8 th Ave S	Bridge Replacement	CST added in 2019/20
4229042	I-275 (SR 93) NB Howard Frankland Bridge	Bridge Replacement	DSB 2018/19

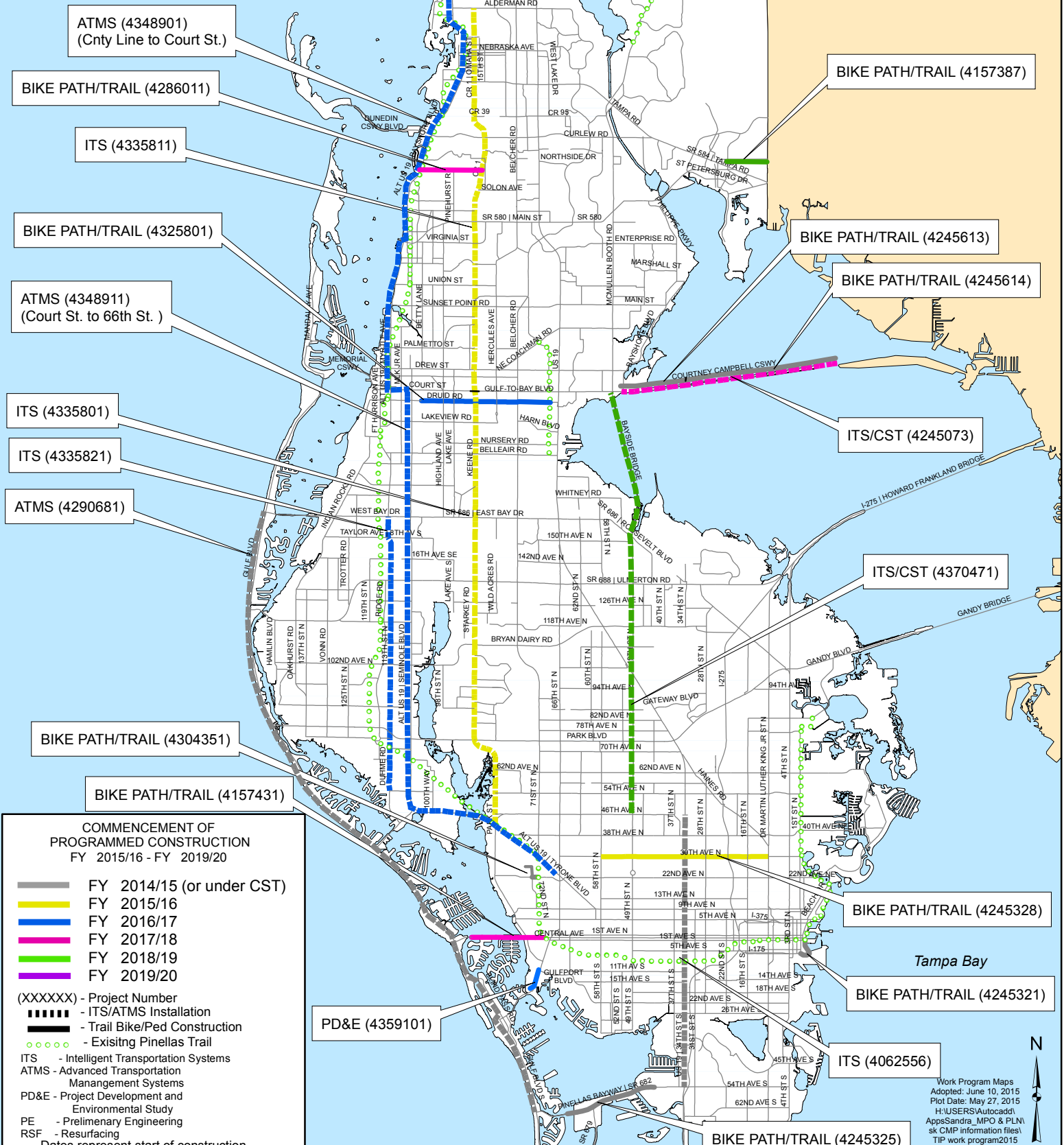
PROJECT NUMBER	LOCATION	PROJECT DESCRIPTION	STATUS
4307511	Alt US 19 (SR 595)/Bay Pines Blvd at Long Bayou Bridge over Boca Ceiga Bay.	Bridge Repair/Rehabilitation (Substructure Repair)	CST underway
4359091	Alt US 19 (SR 595) Corridor Study I from Park St N to Belleair Rd	PD&E Study I	PD&E added 2017/18
4359092	Alt US 19 (SR 595) Corridor Study II from Belleair Rd to Pinellas/Pasco County Line	PD&E Study II	PD&E added 2016/17
4359141	US 19 (SR 55) from 70 th Ave to SR 690/118 th Ave	Interchange Improvements at US 19 (SR 55) and SR 694 (Gandy Blvd)	PD&E added 2015/16
4359142	US 19 (SR 55) from 70 th Ave to SR 690/118 th Ave	Interchange Improvements	PE added 2017/18
4337991	US 19 (SR 55) from N of CR 95 to N of Nebraska Ave (Tampa Rd and Nebraska Ave Interchanges)	Add Lanes, Reconstruction and New Interchanges	PE 2016/17
4337971	US 19 (SR 55) from N of Nebraska Ave to S of Timberlane Rd (Alderman Interchange)	Add Lanes and Reconstruction	PE 2015/16
4337961	US 19 (SR 55) from S of Timberlane Rd Ave to S of Lake St (Klosterman Interchange)	Add Lanes, Reconstruction and New Interchange	PE added 2015/16
4360111	Keystone Rd from E of East Lake Rd/CR 611 to the Pinellas/Hillsborough County Line	Pave Shoulders	CST added 2015/16
4360561	Brooker Creek Bridge from 10 th Ave S to 11 th Ave S	Bridge Replacement	CST added 2019/20
4364861	SR 586 (Curlew Rd) from E of Fisher Rd to W of Tally Dr/69 th St N	Resurfacing	CST added 2017/18
4370421	Alt US 19 (SR 595) at Nebraska Ave	Traffic Signals	CST added 2015/16
4370431	NE Coachman Rd and Old Coachman Rd	Intersection Improvements	CST added 2015/16
4245012	I-275 (SR 93) from S of 118 th Ave N to S of 4 th St N	Interstate Express Lanes	CST added 2019/20
4371381	CR 694 (Park Blvd) at Starkey Rd	Intersection Improvement	CST added 2015/16
4343071	112 th Ave N at 4 th St N	Intersection Improvements	CST underway

PROJECT NUMBER	LOCATION	PROJECT DESCRIPTION	STATUS
4343081	Exeter St/Commerce Blvd at SR 580	Intersection Improvements	CST 2014/15

Notes:

- 1) DSB = Design-Build (combines construction and design/preliminary engineering phases to reduce costs and expedite construction); CST = Construction; PE = Preliminary Engineering; ROW = Right-of-Way; PD&E = Project Development and Environment study.
- 2) This project summary table does not include projects such as landscaping, drainage work, railroad crossings and routine maintenance and repairs.
- 3) This table is presented as a summary version of the FY 2015/16 – 2019/20 TIP as of June 10, 2015.
- 4) The Gateway Express project (4338801) will ultimately provide a partially-controlled access facility connecting I-275 (SR 93) to US Highway 19 and I-275 (SR 93) to the Bayside Bridge via an elevated tolled expressway. It includes projects that were number 4136222, 2569943, 2569944, 2569951, 2569971 and 2569961 in prior work programs.
- 5) Shaded projects indicate a change from the previous year TIP.

STATE FIVE YEAR TENTATIVE WORK PROGRAM BICYCLE/PEDESTRIAN FACILITY ITS/ATMS AND TRAIL PROJECTS FY 2015/16 - FY 2019/20



BIKE PATH/TRAIL (4357181)

BIKE PATH/TRAIL (4157387)

BIKE PATH/TRAIL (4245613)

BIKE PATH/TRAIL (4245614)

ITS/CST (4245073)

ITS/CST (4370471)

BIKE PATH/TRAIL (4245328)

BIKE PATH/TRAIL (4245321)

ITS (4062556)

BIKE PATH/TRAIL (4245325)

PD&E (4359101)

Tampa Bay

Work Program Maps
Adopted: June 10, 2015
Plot Date: May 27, 2015
H:\USERS\Autocadd\apps\Sandra_MPO & PLN\sk CMP information files\TIP work program 2015

PROJECT NUMBER	LOCATION	PROJECT DESCRIPTION	STATUS
4157431	Treasure Island Causeway/Fred Marquis Pinellas Trail Connection (linking the west end of Treasure Lane to the existing Fred Marquis Pinellas Trail)	Bike Path/Trail	DGN underway CST deferred from 2014/15 to 2017/18
4325801	Druid Trail from S Betty Lane to the Duke Energy Trail	Bike Path/Trail	CST 2016/17
4157387	Oldsmar Trail Phase 6 Extension along Douglas Rd between Racetrack Rd and Tampa Rd	Shared Use Bike Path/Trail	CST added 2018/19
4344971	Sexton Elementary School - sidewalk	Sidewalk	CST added 2018/19
4286011	Michigan Blvd Multi-Use Trail from the Pinellas Trail to CR 1	Shared Use Bike Path/Trail	CST added 2017/18
4304351	Walter Fuller Park (Connection to the Fred Marquis Pinellas Trail) from Walter Fuller Park at 26 th Ave N to the Fred Marquis Pinellas Trail at 22 nd Ave N	Shared Use Bike Path/Trail	CST underway
4335801	Starkey Rd from Tyrone Blvd to SR 60 (Gulf-to-Bay Blvd)	ITS Communication System	CST 2015/16
4245614	Courtney Campbell Causeway Recreational Trail from E of Tampa Bay Bridge #138 to the Pinellas/Hillsborough County Line	Shared Use Bike Path/Trail	CST underway
4245613	Courtney Campbell Causeway Recreational Trail from Bayshore Blvd to E of Tampa Bay Bridge #138	Shared Use Bike Path/Trail	CST underway
4245073	Courtney Campbell Causeway (SR 60) from McMullen Booth Rd to the Pinellas/Hillsborough County Line	ITS Freeway Management	CST advanced from 2018/19 to 2017/18
4245321	City of Saint Petersburg Bicycle Facilities ² – Phase II (Bayshore Dr SE from the Fred Marquis Pinellas Trail to Dali Blvd/5 th Ave S to 1 st Ave S)	Bike Path/Trail	CST 2014/15
4245328	30 th Ave N from 58 th St N to Dr Martin Luther King Jr St N	Bike Path/Trail	CST 2015/16

PROJECT NUMBER	LOCATION	PROJECT DESCRIPTION	STATUS
4245325	Bayway Trail North (Phase II) from the Gulf Intercoastal Drawbridge to SR 682 (Pinellas Bayway)	Shared Use Bike Path/Trail	CST underway
4062556	US 19 (SR 55) from 54 th Ave S to 46 th Ave N	Traffic Control Devices/System	CST underway
4335811	(CR 1) Keene Rd from SR 60 to Alderman Rd	ITS Communication System	CST advanced from 2016/17 to 2015/16
4335821	113th St from 54 th Ave N to West Bay Drive	ITS Communication System	CST 2016/17
4245326	Pedestrian Crosswalk Enhancement – Rectangular LED Rapid Flashing Beacons (Multiple Locations)	Traffic Control Devices/System ³	CST underway
4348901	Alternate US 19 N (SR 595) from SR 60 to Pasco County Line.	ATMS	CST 2016/17
4348911	Alternate US 19 S (SR 595) from 66 th St N to SR 60	ATMS	CST 2016/17
4245329	City of Largo Citywide Sidewalk and Trails Initiative (Adrian Ave and Gladys St)	Sidewalk	CST 2014/15
4245642	Hercules Ave/Greenbriar Blvd (Phase I) from Sunset Point Rd to Belcher Rd	Sidewalk	CST 2015/16
4245647	Hercules Ave/Greenbriar Blvd (Phase II) from Sherwood St to Sunset Point Rd	Sidewalk	CST added to 2017/18
4245643	CR 1 (Keene Rd) from SR 580 (Main St) to SR 586 (Curlew Rd)	Sidewalk	CST 2014/15
4245644	CR 694 (Park Blvd) from Starkey Rd to 66 th St N	Sidewalk	CST 2016/17
4245646	Haines Bayshore Rd from US 19 N to Sunrise Blvd	Sidewalk	CST 2015/16
4290681	Gulf Blvd at SR682/107th Ave/Park Blvd SR688/Belleair Causeway	ATMS	CST underway
4245651	Fred Marquis Pinellas Trail Extension Landscaping (Fred Marquis Pinellas Trail at Central Ave W to Bayshore Dr)	Bike Path/Trail Landscaping	DSB underway

PROJECT NUMBER	LOCATION	PROJECT DESCRIPTION	STATUS
4304061	Nursery Rd from E of S Haven Dr to US 19 (SR 55)	Sidewalk (SRTS)	CST underway
4366781	I-275 (SR 93)/I-375/Bayshore Dr (Downtown St. Petersburg)	ITS Communication System	CST added 2017/18
4370451	SR 699 (Gulf Blvd) and CR 150 (107 th Ave)	ITS Communication System	CST added FY 2018/19
4370461	Phase 3 ATMS (various locations)	ATMS	PE added 2015/16
4370471	CR 611 (49 th St N) from 46 th Ave N to SR 60	ITS Communication System	CST added 2018/19
4359101	SR 595 (Pasadena Ave S) Corridor Study from Shore Dr S to Gulfport Blvd S	PD&E Study for Bicycle/Pedestrian Improvements	PD&E added 2016/17
4357181	Tri-County Trail (from East Lake Rd/CR 611 at Keystone Rd to the Pasco County Line	Shared Use Bike Path/Trail	DSB added 2014/15

Notes:

- 1) DSB = Design-Build (combines construction and design/preliminary engineering phases to reduce costs and expedite construction); CST = Construction; PE = Preliminary Engineering; ATMS = Arterial Traffic Management Systems; ITS = Intelligent Transportation Systems; SRTS = Safe Routes to School.
- 2) The term "Bicycle Facilities" may include bicycle paths, trails and/or lanes.
- 3) This project summary table does not include projects such as drainage work, railroad crossings and routine maintenance and repairs.
- 4) This table is presented as a summary version of the FY 2015/16 – 2019/20 TIP as of June 10, 2015.
- 5) Project not shown on corresponding map: I-275 (SR 93)/I-375/Bayshore Dr (Downtown St. Petersburg) (FPN 4366781); SR 699 (Gulf Blvd) and CR 150 (107th Ave)(FPN 4370451); and the Phase 3 ATMS project (various locations) (FPN 4370461). Sidewalk, landscaping and pedestrian crosswalk projects on this table are not mapped on the corresponding State Five Year Tentative Work Program Bicycle/Pedestrian Facility ITS/ATMS and Trail Projects FY 2015/16 – FY 2019/20 map.
- 6) Shaded projects indicate a change from the previous year TIP.

5 Year TIP**View 5 Year TIP Phase Grouping Crosswalk
DISTRICT 7**

Fund	<2016	2016	2017	2018	2019	2020	>2020	All Years
HIGHWAYS								
Item Number: 000101 1 Project Description: TOLL OPERATIONS SUNSHINE SKYWAY *SIS*								
District: 07 County: PINELLAS Type of Work: TOLL PLAZA Project Length: 4.288								
OPERATIONS / MANAGED BY FDOT Long Range Transportation Plan: Policy 4.2.1								
D -UNRESTRICTED STATE PRIMARY	75,266	0	0	0	0	0	0	75,266
TO01 -SUNSHINE SKYWAY	65,534,893	5,099,569	5,210,351	5,314,854	5,369,364	5,369,364	22,089,343	113,987,738
Item 000101 1 Totals:	65,610,159	5,099,569	5,210,351	5,314,854	5,369,364	5,369,364	22,089,343	114,063,004
Project Total:	65,610,159	5,099,569	5,210,351	5,314,854	5,369,364	5,369,364	22,089,343	114,063,004
Item Number: 000153 1 Project Description: TOLL OPERATIONS PINELLAS BAYWAY *SIS*								
District: 07 County: PINELLAS Type of Work: TOLL PLAZA Project Length: 1.016								
OPERATIONS / MANAGED BY FDOT Long Range Transportation Plan: Policy 4.2.1								
TO03 -PINELLAS BAYWAY	31,117,077	3,330,382	3,410,965	3,517,466	3,562,286	3,561,936	14,908,680	63,408,792
Item 000153 1 Totals:	31,117,077	3,330,382	3,410,965	3,517,466	3,562,286	3,561,936	14,908,680	63,408,792
Project Total:	31,117,077	3,330,382	3,410,965	3,517,466	3,562,286	3,561,936	14,908,680	63,408,792
Item Number: 256903 1 Project Description: SR 682 (PINELLAS BAYWAY) FROM E OF GULF BLVD TO W OF SR 679 *NON-SIS*								
District: 07 County: PINELLAS Type of Work: BRIDGE REPLACEMENT Project Length: .954								
PRELIMINARY ENGINEERING / MANAGED BY FDOT Long Range Transportation Plan: Completed								
-TOTAL OUTSIDE YEARS	3,165,694	0	0	0	0	0	0	3,165,694
RAILROAD & UTILITIES / MANAGED BY FDOT								
-TOTAL OUTSIDE YEARS	98,627	0	0	0	0	0	0	98,627
CONSTRUCTION / MANAGED BY FDOT								
-TOTAL OUTSIDE YEARS	47,274,358	0	0	0	0	0	0	47,274,358
ENVIRONMENTAL / MANAGED BY FDOT								
-TOTAL OUTSIDE YEARS	123,741	0	0	0	0	0	0	123,741
Item 256903 1 Totals:	50,662,420	0	0	0	0	0	0	50,662,420

Effective Date: 02/05/2015 Florida Department of Transportation Run: 04/07/2015 16.52.24

5 Year TIP

View 5 Year TIP Phase Grouping Crosswalk DISTRICT 7

Fund	<2016	2016	2017	2018	2019	2020	>2020	All Years
Item Number: 257152 1 Project Description: SR 679 (BAYWAY) FROM S END INTERCOASTAL TO N OF BRIDGE *NON-SIS*								
District: 07 County: PINELLAS Type of Work: BRIDGE-REPAIR/REHABILITATION Project Length: .263								
PRELIMINARY ENGINEERING / MANAGED BY FDOT Long Range Transportation Plan: Objective 4.2								
-TOTAL OUTSIDE YEARS	234,273	0	0	0	0	0	0	234,273
ENVIRONMENTAL / MANAGED BY FDOT								
-TOTAL OUTSIDE YEARS	26,455	0	0	0	0	0	0	26,455
Item 257152 1 Totals:	260,728	0	0	0	0	0	0	260,728
Item Number: 257152 2 Project Description: SR 679 (BAYWAY) FROM BEGINNING OF BRIDGE TO END OF BRIDGE *NON-SIS*								
District: 07 County: PINELLAS Type of Work: BRIDGE-REPAIR/REHABILITATION Project Length: .263								
PRELIMINARY ENGINEERING / MANAGED BY FDOT Long Range Transportation Plan: Objective 4.2								
-TOTAL OUTSIDE YEARS	11,604	0	0	0	0	0	0	11,604
CONSTRUCTION / MANAGED BY FDOT								
-TOTAL OUTSIDE YEARS	1,201,776	0	0	0	0	0	0	1,201,776
Item 257152 2 Totals:	1,213,380	0	0	0	0	0	0	1,213,380
Item Number: 416641 1 Project Description: I-275 (SR 93) SKYWAY BRIDGE PAINTING *SIS*								
District: 07 County: PINELLAS Type of Work: BRIDGE - PAINTING Project Length: 4.143								
PRELIMINARY ENGINEERING / MANAGED BY FDOT Long Range Transportation Plan: Objective 4.2								
-TOTAL OUTSIDE YEARS	16,326	0	0	0	0	0	0	16,326
CONSTRUCTION / MANAGED BY FDOT								
-TOTAL OUTSIDE YEARS	6,120,621	0	0	0	0	0	0	6,120,621
ENVIRONMENTAL / MANAGED BY FDOT								
-TOTAL OUTSIDE YEARS	5,811	0	0	0	0	0	0	5,811
Item 416641 1 Totals:	6,142,758	0	0	0	0	0	0	6,142,758

Effective Date: 02/05/2015 Florida Department of Transportation Run: 04/07/2015 16.52.24

5 Year TIP

View 5 Year TIP Phase Grouping Crosswalk
DISTRICT 7

Fund	<2016	2016	2017	2018	2019	2020	>2020	All Years
Item Number: 416641 2 Project Description: I-275 (SR 93) SKYWAY BRIDGE TRESTLE SPAN REPAIR *SIS*								
District: 07 County: PINELLAS Type of Work: BRIDGE-REPAIR/REHABILITATION Project Length: 4.143								
CONSTRUCTION / MANAGED BY FDOT Long Range Transportation Plan: Objective 4.2								
-TOTAL OUTSIDE YEARS	1,900,342	0	0	0	0	0	0	1,900,342
Item 416641 2 Totals:	1,900,342	0	0	0	0	0	0	1,900,342
Item Number: 416641 3 Project Description: I-275 SUNSHINE SKYWAY BR# 150189 OVER TAMPA BAY *SIS*								
District: 07 County: PINELLAS Type of Work: BRIDGE-REPAIR/REHABILITATION Project Length: 4.143								
PRELIMINARY ENGINEERING / MANAGED BY FDOT Long Range Transportation Plan: Objective 4.2								
-TOTAL OUTSIDE YEARS	10,040	0	0	0	0	0	0	10,040
CONSTRUCTION / MANAGED BY FDOT								
-TOTAL OUTSIDE YEARS	2,890,075	0	0	0	0	0	0	2,890,075
Item 416641 3 Totals:	2,900,115	0	0	0	0	0	0	2,900,115
Item Number: 416853 1 Project Description: I-275 (SR 93) SKYWAY BRIDGE BEG/END CORRIDOR *SIS*								
District: 07 County: PINELLAS Type of Work: BRIDGE-REPAIR/REHABILITATION Project Length: 7.386								
PRELIMINARY ENGINEERING / MANAGED BY FDOT Long Range Transportation Plan: Objective 4.2								
-TOTAL OUTSIDE YEARS	3,068	0	0	0	0	0	0	3,068
CONSTRUCTION / MANAGED BY FDOT								
-TOTAL OUTSIDE YEARS	1,094,306	0	0	0	0	0	0	1,094,306
Item 416853 1 Totals:	1,097,374	0	0	0	0	0	0	1,097,374
Item Number: 419150 1 Project Description: I-275 (SR 93) LIGHTNING PROTECTION SYSTEM MODIFICATIONS *SIS*								
District: 07 County: PINELLAS Type of Work: BRIDGE-REPAIR/REHABILITATION Project Length: 4.143								
PRELIMINARY ENGINEERING / MANAGED BY FDOT Long Range Transportation Plan: Objective 4.2								
-TOTAL OUTSIDE YEARS	6,092	0	0	0	0	0	0	6,092
CONSTRUCTION / MANAGED BY FDOT								
-TOTAL OUTSIDE YEARS	515,770	0	0	0	0	0	0	515,770
Item 419150 1 Totals:	521,862	0	0	0	0	0	0	521,862

Effective Date: 02/05/2015 Florida Department of Transportation Run: 04/07/2015 16.52.24

5 Year TIP

View 5 Year TIP Phase Grouping Crosswalk DISTRICT 7

Fund	<2016	2016	2017	2018	2019	2020	>2020	All Years
Item Number: 423474 1 Project Description: I-275/SR93/US19/SR55 SKYWAY AND BUNCES PASS BRIDGE REPAIR *SIS*								
District: 07 County: PINELLAS Type of Work: BRIDGE-REPAIR/REHABILITATION Project Length: 4.431								
PRELIMINARY ENGINEERING / MANAGED BY FDOT Long Range Transportation Plan: Objective 4.2								
-TOTAL OUTSIDE YEARS	16,646	0	0	0	0	0	0	16,646
CONSTRUCTION / MANAGED BY FDOT								
-TOTAL OUTSIDE YEARS	5,457,282	0	0	0	0	0	0	5,457,282
Item 423474 1 Totals:	5,473,928	0	0	0	0	0	0	5,473,928
Item Number: 423478 1 Project Description: I-275 (SR 93) FROM BEGIN OF BRIDGE TO END OF BRIDGE *SIS*								
District: 07 County: PINELLAS Type of Work: BRIDGE-REPAIR/REHABILITATION Project Length: 3.006								
PRELIMINARY ENGINEERING / MANAGED BY FDOT Long Range Transportation Plan: Objective 4.2								
-TOTAL OUTSIDE YEARS	1,968	0	0	0	0	0	0	1,968
CONSTRUCTION / MANAGED BY FDOT								
-TOTAL OUTSIDE YEARS	1,689,296	0	0	0	0	0	0	1,689,296
Item 423478 1 Totals:	1,691,264	0	0	0	0	0	0	1,691,264
Item Number: 427048 1 Project Description: SR 679 PINELLAS BAYWAY STRUCTURE E *NON-SIS*								
District: 07 County: PINELLAS Type of Work: BRIDGE-REPAIR/REHABILITATION Project Length: .263								
PRELIMINARY ENGINEERING / MANAGED BY FDOT Long Range Transportation Plan: Objective 4.2								
-TOTAL OUTSIDE YEARS	3,384	0	0	0	0	0	0	3,384
CONSTRUCTION / MANAGED BY FDOT								
-TOTAL OUTSIDE YEARS	3,049,402	0	0	0	0	0	0	3,049,402
ENVIRONMENTAL / MANAGED BY FDOT								
-TOTAL OUTSIDE YEARS	7,536	0	0	0	0	0	0	7,536
Item 427048 1 Totals:	3,060,322	0	0	0	0	0	0	3,060,322

Effective Date: 02/05/2015 Florida Department of Transportation Run: 04/07/2015 16.52.24

5 Year TIP

View 5 Year TIP Phase Grouping Crosswalk
DISTRICT 7

Fund	<2016	2016	2017	2018	2019	2020	>2020	All Years
Item Number: 427049 1 Project Description: I-275 (SR 93) SB HOWARD FRANKLAND BRIDGE #150210 *SIS*								
District: 07 County: PINELLAS Type of Work: BRIDGE-REPAIR/REHABILITATION Project Length: 3.006								
CONSTRUCTION / MANAGED BY FDOT Long Range Transportation Plan: Objective 4.2								
-TOTAL OUTSIDE YEARS	1,283,474	0	0	0	0	0	0	1,283,474
Item 427049 1 Totals:	1,283,474	0	0	0	0	0	0	1,283,474
Item Number: 427455 1 Project Description: I-275 (SR 93) NB HOWARD FRANKLAND BRIDGE OVER TAMPA BAY *SIS*								
District: 07 County: PINELLAS Type of Work: BRIDGE-REPAIR/REHABILITATION Project Length: 3.051								
PRELIMINARY ENGINEERING / MANAGED BY FDOT Long Range Transportation Plan: Objective 4.2								
-TOTAL OUTSIDE YEARS	118,313	0	0	0	0	0	0	118,313
CONSTRUCTION / MANAGED BY FDOT								
-TOTAL OUTSIDE YEARS	4,225,764	0	0	0	0	0	0	4,225,764
Item 427455 1 Totals:	4,344,077	0	0	0	0	0	0	4,344,077
Item Number: 427456 1 Project Description: BRIDGE PAINTING PINELLAS COUNTY VARIOUS LOCATIONS *SIS*								
District: 07 County: PINELLAS Type of Work: BRIDGE - PAINTING Project Length: .497								
PRELIMINARY ENGINEERING / MANAGED BY FDOT Long Range Transportation Plan: Objective 4.2								
-TOTAL OUTSIDE YEARS	163,908	0	0	0	0	0	0	163,908
CONSTRUCTION / MANAGED BY FDOT								
-TOTAL OUTSIDE YEARS	1,264,157	0	0	0	0	0	0	1,264,157
Item 427456 1 Totals:	1,428,065	0	0	0	0	0	0	1,428,065
Item Number: 427489 1 Project Description: SUBSTRUCTURE REPAIR PINELLAS COUNTY VARIOUS LOCATIONS *SIS*								
District: 07 County: PINELLAS Type of Work: BRIDGE-REPAIR/REHABILITATION Project Length: 2.617								
PRELIMINARY ENGINEERING / MANAGED BY FDOT Long Range Transportation Plan: Objective 4.2								
-TOTAL OUTSIDE YEARS	138,650	0	0	0	0	0	0	138,650
CONSTRUCTION / MANAGED BY FDOT								
-TOTAL OUTSIDE YEARS	1,257,809	0	0	0	0	0	0	1,257,809
Item 427489 1 Totals:	1,396,459	0	0	0	0	0	0	1,396,459

Effective Date: 02/05/2015 Florida Department of Transportation Run: 04/07/2015 16.52.24

5 Year TIP

View 5 Year TIP Phase Grouping Crosswalk
DISTRICT 7

Fund	<2016	2016	2017	2018	2019	2020	>2020	All Years
Item Number: 427496 1 Project Description: SR 580/SR 584/TAMPA RD FROM EAST OF COMMERCE TO WEST OF SR 580 *NON-SIS*								
District: 07 County: PINELLAS Type of Work: RAILROAD CROSSING Project Length: .047								
PRELIMINARY ENGINEERING / MANAGED BY FDOT Long Range Transportation Plan: Objective 4.2								
DDR -DISTRICT DEDICATED REVENUE	194,944	0	0	0	0	0	0	194,944
DIH -STATE IN-HOUSE PRODUCT SUPPORT	2,181	0	0	0	0	0	0	2,181
RAILROAD & UTILITIES / MANAGED BY FDOT								
DDR -DISTRICT DEDICATED REVENUE	20,000	0	0	0	0	0	0	20,000
DS -STATE PRIMARY HIGHWAYS & PTO	500,000	0	0	0	0	0	0	500,000
CONSTRUCTION / MANAGED BY FDOT								
DDR -DISTRICT DEDICATED REVENUE	0	58,642	0	0	0	0	0	58,642
DIH -STATE IN-HOUSE PRODUCT SUPPORT	0	2,759	0	0	0	0	0	2,759
DS -STATE PRIMARY HIGHWAYS & PTO	0	15,850	0	0	0	0	0	15,850
Item 427496 1 Totals:	717,125	77,251	0	0	0	0	0	794,376
Item Number: 430334 1 Project Description: I-275/NB/SB RAMP BRIDGES TO SR 682/EB/WB BRIDGE PAINTING *SIS*								
District: 07 County: PINELLAS Type of Work: BRIDGE - PAINTING Project Length: .518								
CONSTRUCTION / MANAGED BY FDOT Long Range Transportation Plan: Objective 4.2								
-TOTAL OUTSIDE YEARS	1,342,798	0	0	0	0	0	0	1,342,798
Item 430334 1 Totals:	1,342,798	0	0	0	0	0	0	1,342,798
Project Total:	85,436,491	77,251	0	0	0	0	0	85,513,742

Effective Date: 02/05/2015 Florida Department of Transportation Run: 04/07/2015 16.52.24

5 Year TIP

View 5 Year TIP Phase Grouping Crosswalk DISTRICT 7

Fund	<2016	2016	2017	2018	2019	2020	>2020	All Years
Item Number: 256774 2 Project Description: US 19 (SR 55) FROM N OF SR 580 (MAIN ST) TO NORTHSIDE DR *SIS*								
District: 07 County: PINELLAS Type of Work: ADD LANES & RECONSTRUCT Project Length: 1.028								
Extra Description: RECONSTRUCT US 19 WITH FRONTAGE ROADS, GOES WITH SEGMENT 3								
PRELIMINARY ENGINEERING / MANAGED BY FDOT Long Range Transportation Plan: Map 5-1, Table 5-1, #22								
BRRP -STATE BRIDGE REPAIR & REHAB	104	0	0	0	0	0	0	104
DDR -DISTRICT DEDICATED REVENUE	32,016	0	0	0	0	0	0	32,016
WETLANDS	657	0	0	0	0	0	0	657
DIH -STATE IN-HOUSE PRODUCT SUPPORT	55,908	0	0	0	0	0	0	55,908
DS -STATE PRIMARY HIGHWAYS & PTO	170,365	0	0	0	0	0	0	170,365
SA -STP, ANY AREA	882,611	0	0	0	0	0	0	882,611
SU -STP, URBAN AREAS > 200K	3,885,136	0	0	0	0	0	0	3,885,136
RIGHT OF WAY / MANAGED BY FDOT								
ACNP -ADVANCE CONSTRUCTION NHPP	0	4,874,800	0	0	0	0	0	4,874,800
DI -ST. - S/W INTER/INTRASTATE HWY	0	0	1,160,800	0	0	0	0	1,160,800
DIH -STATE IN-HOUSE PRODUCT SUPPORT	0	0	100,000	0	0	0	0	100,000
DS -STATE PRIMARY HIGHWAYS & PTO	0	365,200	0	0	0	0	0	365,200
SU -STP, URBAN AREAS > 200K	0	438,300	0	0	0	0	0	438,300
RAILROAD & UTILITIES / MANAGED BY FDOT								
LF -LOCAL FUNDS	0	0	0	0	0	4,485,000	0	4,485,000
CONSTRUCTION / MANAGED BY FDOT								
CM -CONGESTION MITIGATION - AQ	0	0	0	0	0	1,872,240	0	1,872,240
DDR -DISTRICT DEDICATED REVENUE	0	0	0	0	0	45,229,599	129,093	45,358,692
SA -STP, ANY AREA	0	0	0	0	0	2,240,762	0	2,240,762
Item 256774 2 Totals:	5,026,797	5,678,300	1,260,800	0	0	53,827,601	129,093	65,922,591

Effective Date: 02/05/2015 Florida Department of Transportation Run: 04/07/2015 16.52.24

5 Year TIP

View 5 Year TIP Phase Grouping Crosswalk DISTRICT 7

Fund	<2016	2016	2017	2018	2019	2020	>2020	All Years
Item Number: 256774 3 Project Description: US 19 (SR 55) FROM NORTHSIDE DR TO NORTH OF CR 95 *SIS*								
District: 07 County: PINELLAS Type of Work: ADD LANES & RECONSTRUCT Project Length: 1.282								
Extra Description: RECONSTRUCT US 19 WITH FRONTAGE ROADS, GOES WITH SEGMENT 2								
PRELIMINARY ENGINEERING / MANAGED BY FDOT Long Range Transportation Plan: Map 5-6, Table 5-8, #26								
BRRP -STATE BRIDGE REPAIR & REHAB	242	0	0	0	0	0	0	242
DDR -DISTRICT DEDICATED REVENUE	5,798,792	0	0	0	0	0	0	5,798,792
DEMW -ENVIRONMEN MITIGATION-WETLANDS	164	0	0	0	0	0	0	164
DIH -STATE IN-HOUSE PRODUCT SUPPORT	41,933	0	0	0	0	0	0	41,933
DS -STATE PRIMARY HIGHWAYS & PTO	328,833	0	0	0	0	0	0	328,833
RAILROAD & UTILITIES / MANAGED BY FDOT								
-UNFUNDED	0	0	0	0	0	0	4,485,000	4,485,000
CONSTRUCTION / MANAGED BY FDOT								
-UNFUNDED	0	0	0	0	0	0	56,691,029	56,691,029
ENVIRONMENTAL / MANAGED BY FDOT								
DS -STATE PRIMARY HIGHWAYS & PTO	0	27,750	0	0	0	0	0	27,750
Item 256774 3 Totals:	6,169,964	27,750	0	0	0	0	61,176,029	67,373,743
Project Total:	11,196,761	5,706,050	1,260,800	0	0	53,827,601	61,305,122	133,296,334
Item Number: 256994 1 Project Description: SR 686 FROM E OF 40TH ST TO W OF 28TH ST *SIS*								
District: 07 County: PINELLAS Type of Work: NEW ROAD CONSTRUCTION Project Length: .803								
PRELIMINARY ENGINEERING / MANAGED BY FDOT Long Range Transportation Plan: Completed								
-TOTAL OUTSIDE YEARS	4,322,911	0	0	0	0	0	0	4,322,911
RIGHT OF WAY / MANAGED BY FDOT								
-TOTAL OUTSIDE YEARS	205,553	0	0	0	0	0	0	205,553
RAILROAD & UTILITIES / MANAGED BY FDOT								
-TOTAL OUTSIDE YEARS	52,640	0	0	0	0	0	0	52,640
CONSTRUCTION / MANAGED BY FDOT								
-TOTAL OUTSIDE YEARS	17,552,112	0	0	0	0	0	0	17,552,112
ENVIRONMENTAL / MANAGED BY FDOT								
-TOTAL OUTSIDE YEARS	6,122,397	0	0	0	0	0	0	6,122,397
Item 256994 1 Totals:	28,255,613	0	0	0	0	0	0	28,255,613

Effective Date: 02/05/2015 Florida Department of Transportation Run: 04/07/2015 16.52.24

5 Year TIP

View 5 Year TIP Phase Grouping Crosswalk DISTRICT 7

Fund	<2016	2016	2017	2018	2019	2020	>2020	All Years
Item Number: 256994 2 Project Description: SR 686 FROM NB I-275 (RAMP P) TO WB SR 686 *SIS*								
District: 07 County: PINELLAS Type of Work: NEW ROAD CONSTRUCTION Project Length: 1.229								
PRELIMINARY ENGINEERING / MANAGED BY FDOT Long Range Transportation Plan: Completed								
-TOTAL OUTSIDE YEARS	22,732	0	0	0	0	0	0	22,732
CONSTRUCTION / MANAGED BY FDOT								
-TOTAL OUTSIDE YEARS	17,357,191	0	0	0	0	0	0	17,357,191
ENVIRONMENTAL / MANAGED BY FDOT								
-TOTAL OUTSIDE YEARS	99,240	0	0	0	0	0	0	99,240
Item 256994 2 Totals:	17,479,163	0	0	0	0	0	0	17,479,163
Item Number: 256994 3 Project Description: SR 690 (SR 686) FROM EAST OF 40TH ST TO EAST OF 28TH ST *SIS*								
District: 07 County: PINELLAS Type of Work: NEW ROAD CONSTRUCTION Project Length: 2.388								
Extra Description: 2 LANES EASTBOUND								
PRELIMINARY ENGINEERING / MANAGED BY FDOT Long Range Transportation Plan: Completed								
-TOTAL OUTSIDE YEARS	2,224,446	0	0	0	0	0	0	2,224,446
ENVIRONMENTAL / MANAGED BY FDOT								
-TOTAL OUTSIDE YEARS	31,601	0	0	0	0	0	0	31,601
Item 256994 3 Totals:	2,256,047	0	0	0	0	0	0	2,256,047
Item Number: 256994 4 Project Description: SR 690 (SR 686) FROM EAST OF 34TH ST TO WEST OF 28TH ST *SIS*								
District: 07 County: PINELLAS Type of Work: NEW ROAD CONSTRUCTION Project Length: .807								
Extra Description: PROVIDE SLIP RAMP CONNECTION FROM EB 118TH AVE TO EB SR 686								
PRELIMINARY ENGINEERING / MANAGED BY FDOT Long Range Transportation Plan: Map 5-1, Table 5-1, #10								
-TOTAL OUTSIDE YEARS	759,342	0	0	0	0	0	0	759,342
ENVIRONMENTAL / MANAGED BY FDOT								
-TOTAL OUTSIDE YEARS	51,283	0	0	0	0	0	0	51,283
Item 256994 4 Totals:	810,625	0	0	0	0	0	0	810,625

Effective Date: 02/05/2015 Florida Department of Transportation Run: 04/07/2015 16.52.24

5 Year TIP

View 5 Year TIP Phase Grouping Crosswalk DISTRICT 7

Fund	<2016	2016	2017	2018	2019	2020	>2020	All Years
Item Number: 256995 1 Project Description: SR 686 FROM N OF SR 688/ULMERTON TO E OF 40TH ST *SIS*								
District: 07 County: PINELLAS Type of Work: NEW ROAD CONSTRUCTION Project Length: 1.654								
Extra Description: 0 TO 4 LANES								
PRELIMINARY ENGINEERING / MANAGED BY FDOT Long Range Transportation Plan: Map 5-1, Table 5-1, #11								
BRRP -STATE BRIDGE REPAIR & REHAB	2,456	0	0	0	0	0	0	2,456
DDR -DISTRICT DEDICATED REVENUE	10,634,113	0	0	0	0	0	0	10,634,113
DEMW -ENVIRONMEN MITIGATION-WETLANDS	601	0	0	0	0	0	0	601
DIH -STATE IN-HOUSE PRODUCT SUPPORT	338,639	0	0	0	0	0	0	338,639
DS -STATE PRIMARY HIGHWAYS & PTO	87,926	0	0	0	0	0	0	87,926
RIGHT OF WAY / MANAGED BY FDOT								
DIH -STATE IN-HOUSE PRODUCT SUPPORT	24,799	0	0	0	0	0	0	24,799
DS -STATE PRIMARY HIGHWAYS & PTO	72	0	0	0	0	0	0	72
F330 -SEC 330 STP EARMARKS 2003	9,935,000	0	0	0	0	0	0	9,935,000
MG -MINIMUM GUARANTEE	5,788,500	0	0	0	0	0	0	5,788,500
SU -STP, URBAN AREAS > 200K	2,196,484	1,438,929	0	0	0	0	0	3,635,413
S115 -STP EARMARKS - 2004	6,337,579	662,421	0	0	0	0	0	7,000,000
ENVIRONMENTAL / MANAGED BY FDOT								
DDR -DISTRICT DEDICATED REVENUE	181,680	0	0	0	0	0	0	181,680
Item 256995 1 Totals:	35,527,849	2,101,350	0	0	0	0	0	37,629,199

Effective Date: 02/05/2015 Florida Department of Transportation Run: 04/07/2015 16.52.24

5 Year TIP

View 5 Year TIP Phase Grouping Crosswalk
DISTRICT 7

Fund	<2016	2016	2017	2018	2019	2020	>2020	All Years
Item Number: 256995 2 Project Description: 43RD ST N EXTENSION FROM CR 296 (118TH AVE N) TO 40TH STREET N								
NON-SIS								
District: 07 County: PINELLAS Type of Work: NEW ROAD CONSTRUCTION Project Length: .988								
RAILROAD & UTILITIES / MANAGED BY FDOT Long Range Transportation Plan: Map 5-1, Table 5-1, #1								
-TOTAL OUTSIDE YEARS	285,796	0	0	0	0	0	0	285,796
CONSTRUCTION / MANAGED BY FDOT								
-TOTAL OUTSIDE YEARS	5,590,539	0	0	0	0	0	0	5,590,539
ENVIRONMENTAL / MANAGED BY FDOT								
-TOTAL OUTSIDE YEARS	51,999	0	0	0	0	0	0	51,999
Item 256995 2 Totals:	5,928,334	0	0	0	0	0	0	5,928,334

Effective Date: 02/05/2015 Florida Department of Transportation Run: 04/07/2015 16.52.24

5 Year TIP

View 5 Year TIP Phase Grouping Crosswalk DISTRICT 7

Fund	<2016	2016	2017	2018	2019	2020	>2020	All Years
Item Number: 256995 3 Project Description: SR 688 (ULMERTON RD) FM E OF 49TH STREET TO W OF 38TH STREET NORTH *NON-SIS*								
District: 07 County: PINELLAS Type of Work: ADD LANES & RECONSTRUCT Project Length: .790								
Extra Description: 4 TO 6 LANES								
PRELIMINARY ENGINEERING / MANAGED BY FDOT Long Range Transportation Plan: Map 5-1, Table 5-1, #18								
DS -STATE PRIMARY HIGHWAYS & PTO	9,358	0	0	0	0	0	0	9,358
RAILROAD & UTILITIES / MANAGED BY FDOT								
LF -LOCAL FUNDS	2,198,195	0	0	0	0	0	0	2,198,195
CONSTRUCTION / MANAGED BY FDOT								
DDR -DISTRICT DEDICATED REVENUE	19,109,742	0	0	0	0	0	0	19,109,742
DIH -STATE IN-HOUSE PRODUCT SUPPORT	140,750	51,350	0	0	0	0	0	192,100
DS -STATE PRIMARY HIGHWAYS & PTO	24,589	0	0	0	0	0	0	24,589
LF -LOCAL FUNDS	65,024	0	0	0	0	0	0	65,024
CONTRACT INCENTIVES / MANAGED BY FDOT LRTP:								
DDR -DISTRICT DEDICATED REVENUE	0	0	500,000	0	0	0	0	500,000
ENVIRONMENTAL / MANAGED BY FDOT								
DEM -ENVIRONMENTAL MITIGATION	860	0	0	0	0	0	0	860
DEM -ENVIRONMENTAL MITIGATION- WETLANDS	708,461	0	0	0	0	0	0	708,461
DS -STATE PRIMARY HIGHWAYS & PTO	17,679	0	0	0	0	0	0	17,679
Item 256995 3 Totals:	22,274,658	51,350	500,000	0	0	0	0	22,826,008

Effective Date: 02/05/2015 Florida Department of Transportation Run: 04/07/2015 16.52.24

5 Year TIP

View 5 Year TIP Phase Grouping Crosswalk DISTRICT 7

Fund	<2016	2016	2017	2018	2019	2020	>2020	All Years
Item Number: 256996 1 Project Description: SR 686 AT CR 611 (49TH ST) *NON-SIS*								
District: 07 County: PINELLAS Type of Work: NEW BRIDGE CONSTRUCTION Project Length: 2.494								
PRELIMINARY ENGINEERING / MANAGED BY FDOT Long Range Transportation Plan: Map 5-1, Table 5-1, #12								
-TOTAL OUTSIDE YEARS	2,178,113	0	0	0	0	0	0	2,178,113
RIGHT OF WAY / MANAGED BY FDOT								
-TOTAL OUTSIDE YEARS	131,937	0	0	0	0	0	0	131,937
ENVIRONMENTAL / MANAGED BY FDOT								
-TOTAL OUTSIDE YEARS	63,000	0	0	0	0	0	0	63,000
Item 256996 1 Totals:	2,373,050	0	0	0	0	0	0	2,373,050
Item Number: 256997 1 Project Description: SR 686 (ROOSEVELT) FROM 49TH ST BRIDGE TO N OF SR 688(ULMERTON) *SIS*								
District: 07 County: PINELLAS Type of Work: NEW ROAD CONSTRUCTION Project Length: 1.232								
Extra Description: 4 TO 6 LANES WITH FRONTAGE ROADS, STAGE 5 OF 6								
PRELIMINARY ENGINEERING / MANAGED BY FDOT Long Range Transportation Plan: Map 5-1, Table 5-1, #13								
BRRP -STATE BRIDGE REPAIR & REHAB	654	0	0	0	0	0	0	654
DDR -DISTRICT DEDICATED REVENUE	575,455	0	0	0	0	0	0	575,455
DIH -STATE IN-HOUSE PRODUCT SUPPORT	165,515	0	0	0	0	0	0	165,515
DS -STATE PRIMARY HIGHWAYS & PTO	5,141,202	0	0	0	0	0	0	5,141,202
RIGHT OF WAY / MANAGED BY FDOT								
ACSA -ADVANCE CONSTRUCTION (SA)	0	3,921,409	0	0	0	0	0	3,921,409
CM -CONGESTION MITIGATION - AQ	865,090	1,885,873	0	0	0	0	0	2,750,963
DIH -STATE IN-HOUSE PRODUCT SUPPORT	145,000	75,000	0	0	0	0	0	220,000
SA -STP, ANY AREA	0	4,045,855	0	0	0	0	0	4,045,855
SU -STP, URBAN AREAS > 200K	777,200	3,114,573	0	0	0	0	0	3,891,773
ENVIRONMENTAL / MANAGED BY FDOT								
DS -STATE PRIMARY HIGHWAYS & PTO	234,000	0	0	0	0	0	0	234,000
Item 256997 1 Totals:	7,904,116	13,042,710	0	0	0	0	0	20,946,826

Effective Date: 02/05/2015 Florida Department of Transportation Run: 04/07/2015 16.52.24

5 Year TIP

View 5 Year TIP Phase Grouping Crosswalk DISTRICT 7

Fund	<2016	2016	2017	2018	2019	2020	>2020	All Years
Item Number: 256998 1 Project Description: SR 686 FROM W OF I-275 TO W OF 9TH ST N *SIS*								
District: 07 County: PINELLAS Type of Work: NEW ROAD CONSTRUCTION Project Length: 1.633								
Extra Description: 2 TO 4 LANES, STAGE 3 OF 6								
PRELIMINARY ENGINEERING / MANAGED BY FDOT Long Range Transportation Plan: Map 5-6, Table 5-8, #27								
-TOTAL OUTSIDE YEARS	8,400,104	0	0	0	0	0	0	8,400,104
RIGHT OF WAY / MANAGED BY FDOT								
-TOTAL OUTSIDE YEARS	865,567	0	0	0	0	0	0	865,567
CONSTRUCTION / MANAGED BY FDOT								
-UNFUNDED	0	0	0	0	0	0	113,861,573	113,861,573
ENVIRONMENTAL / MANAGED BY FDOT								
-TOTAL OUTSIDE YEARS	373,575	0	0	0	0	0	0	373,575
Item 256998 1 Totals:	9,639,246	0	0	0	0	0	113,861,573	123,500,819
Item Number: 257147 1 Project Description: SR 688 (ULMERTON RD) FROM W OF 38TH ST NORTH TO W OF INTERSTATE 275 *NON-SIS*								
District: 07 County: PINELLAS Type of Work: ADD LANES & RECONSTRUCT Project Length: 6.225								
PRELIMINARY ENGINEERING / MANAGED BY FDOT Long Range Transportation Plan: Map 5-1, Table 5-1, #19								
-TOTAL OUTSIDE YEARS	4,498,722	0	0	0	0	0	0	4,498,722
RIGHT OF WAY / MANAGED BY FDOT								
-TOTAL OUTSIDE YEARS	210,163	0	0	0	0	0	0	210,163
RAILROAD & UTILITIES / MANAGED BY FDOT								
-TOTAL OUTSIDE YEARS	600,463	0	0	0	0	0	0	600,463
CONSTRUCTION / MANAGED BY FDOT								
-TOTAL OUTSIDE YEARS	24,901,842	0	0	0	0	0	0	24,901,842
ENVIRONMENTAL / MANAGED BY FDOT								
-TOTAL OUTSIDE YEARS	59,467	0	0	0	0	0	0	59,467
Item 257147 1 Totals:	30,270,657	0	0	0	0	0	0	30,270,657

Effective Date: 02/05/2015 Florida Department of Transportation Run: 04/07/2015 16.52.24

5 Year TIP

View 5 Year TIP Phase Grouping Crosswalk
DISTRICT 7

Fund	<2016	2016	2017	2018	2019	2020	>2020	All Years
Item Number: 413622 1 Project Description: 118TH AVE FROM US 19 TO ROOSEVELT/CR296 CNCTR *NON-SIS*								
District: 07 County: PINELLAS Type of Work: PD&E/EMO STUDY Project Length: .000								
P D & E / MANAGED BY FDOT Long Range Transportation Plan: Completed								
-TOTAL OUTSIDE YEARS	1,241,922	0	0	0	0	0	0	1,241,922
Item 413622 1 Totals:	1,241,922	0	0	0	0	0	0	1,241,922
Item Number: 413622 2 Project Description: CR 296 (FUTURE SR 690) FROM US 19 (SR 55) TO E OF ROOSEVELT/CR 296 *SIS*								
District: 07 County: PINELLAS Type of Work: NEW BRIDGE CONSTRUCTION Project Length: 7.376								
Extra Description: FUTURE SR 690, 0 TO 4 LANE VIADUCT OVER 118TH AVENUE								
PRELIMINARY ENGINEERING / MANAGED BY FDOT Long Range Transportation Plan: Map 5-1, Table 5-1, #14								
-TOTAL OUTSIDE YEARS	12,431,039	0	0	0	0	0	0	12,431,039
RIGHT OF WAY / MANAGED BY FDOT								
-TOTAL OUTSIDE YEARS	26,140,301	0	0	0	0	0	0	26,140,301
ENVIRONMENTAL / MANAGED BY FDOT								
-TOTAL OUTSIDE YEARS	477,272	0	0	0	0	0	0	477,272
Item 413622 2 Totals:	39,048,612	0	0	0	0	0	0	39,048,612

Effective Date: 02/05/2015 Florida Department of Transportation Run: 04/07/2015 16.52.24

5 Year TIP

View 5 Year TIP Phase Grouping Crosswalk DISTRICT 7

Fund	<2016	2016	2017	2018	2019	2020	>2020	All Years
Item Number: 433880 1 Project Description: GATEWAY EXPRESSWAY FM SR 690 AT US19 AND SR 686 EXT AT CR611 TO W OF I-275 *SIS*								
District: 07 County: PINELLAS Type of Work: NEW ROAD CONSTRUCTION Project Length: 2.827								
PRELIMINARY ENGINEERING / MANAGED BY FDOT Long Range Transportation Plan: Appendix E								
ACNP -ADVANCE CONSTRUCTION NHPP	0	0	1,880,000	0	0	0	0	1,880,000
DDR -DISTRICT DEDICATED REVENUE	563	0	0	0	0	0	0	563
DIH -STATE IN-HOUSE PRODUCT SUPPORT	189,425	5,000	0	0	0	0	0	194,425
DS -STATE PRIMARY HIGHWAYS & PTO	289,094	0	0	0	0	0	0	289,094
PKYI -TURNPIKE IMPROVEMENT	64	0	0	0	0	0	0	64
RAILROAD & UTILITIES / MANAGED BY FDOT								
ACNP -ADVANCE CONSTRUCTION NHPP	0	0	4,500,000	0	0	0	0	4,500,000
DDR -DISTRICT DEDICATED REVENUE	175,000	0	0	0	0	0	0	175,000
DS -STATE PRIMARY HIGHWAYS & PTO	109,000	0	0	0	0	0	0	109,000
LF -LOCAL FUNDS	0	15,500,000	0	0	0	0	0	15,500,000
ENVIRONMENTAL / MANAGED BY FDOT								
DS -STATE PRIMARY HIGHWAYS & PTO	0	10,000	0	0	0	0	0	10,000
DESIGN BUILD / MANAGED BY FDOT								
ACNP -ADVANCE CONSTRUCTION NHPP	0	0	129,642,086	0	0	0	0	129,642,086
DDR -DISTRICT DEDICATED REVENUE	0	0	17,696,969	0	0	0	0	17,696,969
DI -ST. - S/W INTER/INTRASTATE HWY	0	0	105,300,000	0	0	0	0	105,300,000
LF -LOCAL FUNDS	0	0	22,392,881	0	0	0	0	22,392,881
LFD -"LF" FOR STTF UTILITY WORK	0	0	37,607,119	0	0	0	0	37,607,119
SA -STP, ANY AREA	0	0	5,052,624	0	0	0	0	5,052,624
SU -STP, URBAN AREAS > 200K	0	24,122,176	12,988,936	0	0	0	0	37,111,112
Item 433880 1 Totals:	763,146	39,637,176	337,060,615	0	0	0	0	377,460,937
Project Total:	203,773,038	54,832,586	337,560,615	0	0	0	113,861,573	710,027,812

Effective Date: 02/05/2015 Florida Department of Transportation Run: 04/07/2015 16.52.24

5 Year TIP

View 5 Year TIP Phase Grouping Crosswalk DISTRICT 7

Fund	<2016	2016	2017	2018	2019	2020	>2020	All Years
Item Number: 256888 1 Project Description: US 19 (SR 55) FROM S OF NE COACHMAN RD TO N OF SUNSET POINT *SIS*								
District: 07 County: PINELLAS Type of Work: ADD LANES & RECONSTRUCT Project Length: 1.327								
Extra Description: 6 TO 10 LANES, NE COACHMAN AND SUNSET POINT INTERCHANGES								
PRELIMINARY ENGINEERING / MANAGED BY FDOT Long Range Transportation Plan: Completed								
DIH -STATE IN-HOUSE PRODUCT SUPPORT	224,924	0	0	0	0	0	0	224,924
RIGHT OF WAY / MANAGED BY FDOT								
BNDS -BOND - STATE	1,403,589	0	0	0	0	0	0	1,403,589
BNIR -INTRASTATE R/W & BRIDGE BONDS	732,700	0	0	0	0	0	0	732,700
DDR -DISTRICT DEDICATED REVENUE	5,916,341	0	0	0	0	0	0	5,916,341
DIH -STATE IN-HOUSE PRODUCT SUPPORT	113,190	0	0	0	0	0	0	113,190
DS -STATE PRIMARY HIGHWAYS & PTO	84,234	0	0	0	0	0	0	84,234
DSB1 -SKYWAY	951,353	2,000,000	0	0	0	0	0	2,951,353
RAILROAD & UTILITIES / MANAGED BY FDOT								
DS -STATE PRIMARY HIGHWAYS & PTO	8,729	0	0	0	0	0	0	8,729
LF -LOCAL FUNDS	1,670,244	0	0	0	0	0	0	1,670,244
CONSTRUCTION / MANAGED BY FDOT								
DDR -DISTRICT DEDICATED REVENUE	52,991,085	0	0	0	0	0	0	52,991,085
DIH -STATE IN-HOUSE PRODUCT SUPPORT	491,468	0	0	0	0	0	0	491,468
DS -STATE PRIMARY HIGHWAYS & PTO	1,055,093	0	0	0	0	0	0	1,055,093
LF -LOCAL FUNDS	409,270	0	0	0	0	0	0	409,270
ENVIRONMENTAL / MANAGED BY FDOT								
DS -STATE PRIMARY HIGHWAYS & PTO	494,920	0	0	0	0	0	0	494,920
Item 256888 1 Totals:	66,547,140	2,000,000	0	0	0	0	0	68,547,140

Effective Date: 02/05/2015 Florida Department of Transportation Run: 04/07/2015 16.52.24

5 Year TIP

View 5 Year TIP Phase Grouping Crosswalk DISTRICT 7

Fund	<2016	2016	2017	2018	2019	2020	>2020	All Years
Item Number: 256957 1 Project Description: US 19 (AT DREW ST) FROM N OF SR 60 TO CSX R/R CROSSING *SIS*								
District: 07 County: PINELLAS Type of Work: INTERCHANGE IMPROVEMENT Project Length: .830								
PRELIMINARY ENGINEERING / MANAGED BY FDOT Long Range Transportation Plan: Completed								
-TOTAL OUTSIDE YEARS	108,058	0	0	0	0	0	0	108,058
RIGHT OF WAY / MANAGED BY FDOT								
-TOTAL OUTSIDE YEARS	37,424,895	0	0	0	0	0	0	37,424,895
RAILROAD & UTILITIES / MANAGED BY FDOT								
-TOTAL OUTSIDE YEARS	2,594,472	0	0	0	0	0	0	2,594,472
CONSTRUCTION / MANAGED BY FDOT								
-TOTAL OUTSIDE YEARS	34,245,748	0	0	0	0	0	0	34,245,748
ENVIRONMENTAL / MANAGED BY FDOT								
-TOTAL OUTSIDE YEARS	1,526,259	0	0	0	0	0	0	1,526,259
Item 256957 1 Totals:	75,899,432	0	0	0	0	0	0	75,899,432
Project Total:	142,446,572	2,000,000	0	0	0	0	0	144,446,572

Effective Date: 02/05/2015 Florida Department of Transportation Run: 04/07/2015 16.52.24

5 Year TIP

View 5 Year TIP Phase Grouping Crosswalk DISTRICT 7

Fund	<2016	2016	2017	2018	2019	2020	>2020	All Years
Item Number: 257086 1 Project Description: SR 694 (GANDY BLVD) FROM US 19 (SR 55) TO E OF I-275 (SR 93) *SIS*								
District: 07 County: PINELLAS Type of Work: ADD LANES & RECONSTRUCT Project Length: 1.982								
Extra Description: 4 AND 6 LANES								
PRELIMINARY ENGINEERING / MANAGED BY FDOT Long Range Transportation Plan: Map 5-6, Table 5-8, #25								
ACSU -ADVANCE CONSTRUCTION (SU)	3,600,000	0	0	0	0	0	0	3,600,000
DDR -DISTRICT DEDICATED REVENUE	195,139	0	0	0	0	0	0	195,139
DIH -STATE IN-HOUSE PRODUCT SUPPORT	11,950	0	0	0	0	0	0	11,950
DS -STATE PRIMARY HIGHWAYS & PTO	466,209	0	0	0	0	0	0	466,209
SU -STP, URBAN AREAS > 200K	251,700	0	0	0	0	0	0	251,700
RIGHT OF WAY / MANAGED BY FDOT								
CM -CONGESTION MITIGATION - AQ	0	0	983,998	0	0	0	0	983,998
DDR -DISTRICT DEDICATED REVENUE	0	0	70,410	0	0	0	0	70,410
DIH -STATE IN-HOUSE PRODUCT SUPPORT	0	0	140,000	0	0	0	0	140,000
DS -STATE PRIMARY HIGHWAYS & PTO	0	0	436,000	0	0	0	0	436,000
SU -STP, URBAN AREAS > 200K	0	0	146,392	0	0	0	0	146,392
CONSTRUCTION / MANAGED BY FDOT								
-UNFUNDED	0	0	0	0	0	48,486,100	0	48,486,100
ENVIRONMENTAL / MANAGED BY FDOT								
ACSA -ADVANCE CONSTRUCTION (SA)	0	43,000	0	0	0	0	0	43,000
DS -STATE PRIMARY HIGHWAYS & PTO	16,743	7,000	0	0	0	0	0	23,743
Item 257086 1 Totals:	4,541,741	50,000	1,776,800	0	0	48,486,100	0	54,854,641

Effective Date: 02/05/2015 Florida Department of Transportation Run: 04/07/2015 16.52.24

5 Year TIP

View 5 Year TIP Phase Grouping Crosswalk DISTRICT 7

Fund	<2016	2016	2017	2018	2019	2020	>2020	All Years
Item Number: 257086 2 Project Description: SR 694 (GANDY BLVD) FROM US 19 (SR 55) TO E OF I-275 (SR 93) *SIS*								
District: 07 County: PINELLAS Type of Work: WIDEN/RESURFACE EXIST LANES Project Length: 1.808								
PRELIMINARY ENGINEERING / MANAGED BY FDOT Long Range Transportation Plan: Map 5-6, Table 5-8, #25								
-TOTAL OUTSIDE YEARS	49,999	0	0	0	0	0	0	49,999
Item 257086 2 Totals:	49,999	0	0	0	0	0	0	49,999
Project Total:	4,591,740	50,000	1,776,800	0	0	48,486,100	0	54,904,640
Item Number: 405920 6 Project Description: PINELLAS COUNTY TRAFFIC SIGNAL MAINTENANCE AND OPERATION *NON-SIS*								
District: 07 County: PINELLAS Type of Work: TRAFFIC SIGNALS Project Length: .001								
Extra Description: TRAFFIC SIGNAL MAINTENANCE AND OPERATION FOR LOCAL GOV'T								
OPERATIONS / RESPONSIBLE AGENCY NOT AVAILABLE								
DDR -DISTRICT DEDICATED REVENUE	6,055,252	698,521	0	0	0	0	0	6,753,773
CAPITAL / MANAGED BY FDOT Long Range Transportation Plan: Objective 4.2								
DITS -STATEWIDE ITS - STATE 100%.	75,251	0	0	0	0	0	0	75,251
Item 405920 6 Totals:	6,130,503	698,521	0	0	0	0	0	6,829,024
Project Total:	6,130,503	698,521	0	0	0	0	0	6,829,024
Item Number: 408671 1 Project Description: SKYWAY VIDEO MODIFICATIONS *SIS*								
District: 07 County: PINELLAS Type of Work: SAFETY PROJECT Project Length: .001								
PRELIMINARY ENGINEERING / MANAGED BY FDOT Long Range Transportation Plan: Objective 4.1								
-TOTAL OUTSIDE YEARS	1,302,020	0	0	0	0	0	0	1,302,020
DESIGN BUILD / MANAGED BY FDOT								
-TOTAL OUTSIDE YEARS	2,291,859	0	0	0	0	0	0	2,291,859
Item 408671 1 Totals:	3,593,879	0	0	0	0	0	0	3,593,879
Item Number: 408671 2 Project Description: SKYWAY VIDEO FROM S END OF SKYWAY TO N END OF SKYWAY *SIS*								
District: 07 County: PINELLAS Type of Work: ITS COMMUNICATION SYSTEM Project Length: 4.143								
OPERATIONS / MANAGED BY FDOT Long Range Transportation Plan: Objective 4.1								
-TOTAL OUTSIDE YEARS	125,147	0	0	0	0	0	0	125,147
Item 408671 2 Totals:	125,147	0	0	0	0	0	0	125,147

Effective Date: 02/05/2015 Florida Department of Transportation Run: 04/07/2015 16.52.24

5 Year TIP

View 5 Year TIP Phase Grouping Crosswalk DISTRICT 7

Fund	<2016	2016	2017	2018	2019	2020	>2020	All Years
Item Number: 408671 3 Project Description: I-275 (SR 93) SUNSHINE SKYWAY PATROL *SIS*								
District: 07 County: PINELLAS Type of Work: ITS COMMUNICATION SYSTEM Project Length: .000								
Extra Description: HIGHWAY PATROL 24 HRS SURVEILLANCE								
OPERATIONS / MANAGED BY FDOT Long Range Transportation Plan: Objective 4.1								
DSB1 -SKYWAY	2,702,111	332,000	338,000	345,000	352,000	358,000	741,000	5,168,111
Item 408671 3 Totals:	2,702,111	332,000	338,000	345,000	352,000	358,000	741,000	5,168,111
Project Total:	6,421,137	332,000	338,000	345,000	352,000	358,000	741,000	8,887,137
Item Number: 410755 1 Project Description: SR 679 (PINELLAS BAYWAY) AT INTRACOASTAL WATERWAY *NON-SIS*								
District: 07 County: PINELLAS Type of Work: PD&E/EMO STUDY Project Length: 2.032								
P D & E / MANAGED BY FDOT Long Range Transportation Plan: Objective 4.2								
-TOTAL OUTSIDE YEARS	1,014,831	0	0	0	0	0	0	1,014,831
RIGHT OF WAY / MANAGED BY FDOT								
-TOTAL OUTSIDE YEARS	11,237	0	0	0	0	0	0	11,237
ENVIRONMENTAL / MANAGED BY FDOT								
-TOTAL OUTSIDE YEARS	47,369	0	0	0	0	0	0	47,369
Item 410755 1 Totals:	1,073,437	0	0	0	0	0	0	1,073,437
Item Number: 415738 1 Project Description: OLDSMAR TRAIL FROM FLORIDA POWER TRAIL TO CITY OF OLDSMAR *NON-SIS*								
District: 07 County: PINELLAS Type of Work: BIKE PATH/TRAIL Project Length: .000								
PRELIMINARY ENGINEERING / RESPONSIBLE AGENCY NOT AVAILABLE Long Range Transportation Plan: Completed								
-TOTAL OUTSIDE YEARS	374,264	0	0	0	0	0	0	374,264
Item 415738 1 Totals:	374,264	0	0	0	0	0	0	374,264
Project Total:	374,264	0	0	0	0	0	0	374,264

Effective Date: 02/05/2015 Florida Department of Transportation Run: 04/07/2015 16.52.24

5 Year TIP

View 5 Year TIP Phase Grouping Crosswalk DISTRICT 7

Fund	<2016	2016	2017	2018	2019	2020	>2020	All Years
Item Number: 410755 2 Project Description: SR 679 (PINELLAS BAYWAY) STRUCTURE E INTERCOASTAL WATERWAY								
NON-SIS								
District: 07 County: PINELLAS Type of Work: BRIDGE REPLACEMENT Project Length: .984								
Extra Description: BRIDGE #150049								
PRELIMINARY ENGINEERING / MANAGED BY FDOT Long Range Transportation Plan: Objective 4.2								
DDR -DISTRICT DEDICATED REVENUE	45,662	0	0	0	0	0	0	45,662
DEMW -ENVIRONMEN MITIGATION-WETLANDS	15,110	0	0	0	0	0	0	15,110
DS -STATE PRIMARY HIGHWAYS & PTO	43,136	0	0	0	0	0	0	43,136
DSB3 -PINELLAS BAYWAY	42,051	0	0	0	0	480,000	0	522,051
RIGHT OF WAY / MANAGED BY FDOT								
DSB3 -PINELLAS BAYWAY	66,049	0	0	0	0	0	0	66,049
ENVIRONMENTAL / MANAGED BY FDOT								
DSB3 -PINELLAS BAYWAY	99,071	0	0	0	0	0	0	99,071
DESIGN BUILD / MANAGED BY FDOT								
-UNFUNDED	0	0	0	0	0	60,239,137	0	60,239,137
Item 410755 2 Totals:	311,079	0	0	0	0	60,719,137	0	61,030,216
Project Total:	1,384,516	0	0	0	0	60,719,137	0	62,103,653
Item Number: 415365 3 Project Description: PINELLAS BAYWAY GENERAL CONSULTANT *SIS*								
District: 07 County: PINELLAS Type of Work: TOLL COLLECTION Project Length: .000								
Extra Description: FOR CAPITAL PROJECTS								
PRELIMINARY ENGINEERING / MANAGED BY FDOT Long Range Transportation Plan: Policy 4.2.1								
DSB3 -PINELLAS BAYWAY	513,475	77,782	77,782	77,782	77,782	77,782	311,128	1,213,513
PKYI -TURNPIKE IMPROVEMENT	143	0	0	0	0	0	0	143
Item 415365 3 Totals:	513,618	77,782	77,782	77,782	77,782	77,782	311,128	1,213,656
Project Total:	513,618	77,782	77,782	77,782	77,782	77,782	311,128	1,213,656

Effective Date: 02/05/2015 Florida Department of Transportation Run: 04/07/2015 16.52.24

5 Year TIP

View 5 Year TIP Phase Grouping Crosswalk DISTRICT 7

Fund	<2016	2016	2017	2018	2019	2020	>2020	All Years
Item Number: 415743 1 Project Description: TREASURE ISLAND CSWY FM W END OF TREASURE LANE TO PINELLAS TRAIL *NON-SIS*								
District: 07 County: PINELLAS Type of Work: BIKE PATH/TRAIL Project Length: 1.792								
Extra Description: CONSTRUCT 10-12'CONCRETE SHARED USE TRAIL								
PRELIMINARY ENGINEERING / MANAGED BY CITY OF ST PETERSBURG Long Range Transportation Plan: Map 5-5, Table 5-10								
TALU -TRANSPORTATION ALTS- >200K	152,961	0	0	0	0	0	0	152,961
PRELIMINARY ENGINEERING / MANAGED BY FDOT								
TALU -TRANSPORTATION ALTS- >200K	954	0	0	0	0	0	0	954
CONSTRUCTION / MANAGED BY CITY OF ST PETERSBURG								
TALT -TRANSPORTATION ALTS- ANY AREA	0	0	0	1,132,789	0	0	0	1,132,789
Item 415743 1 Totals:	153,915	0	0	1,132,789	0	0	0	1,286,704
Project Total:	153,915	0	0	1,132,789	0	0	0	1,286,704
Item Number: 417517 1 Project Description: SKYWAY NORTH TOLL BOOTH RECONDITION *SIS*								
District: 07 County: PINELLAS Type of Work: TOLL PLAZA Project Length: .103								
PRELIMINARY ENGINEERING / MANAGED BY FDOT Long Range Transportation Plan: Objective 4.2								
DSB1 -SKYWAY	6,814	0	0	0	0	0	0	6,814
CONSTRUCTION / MANAGED BY FDOT								
DSB1 -SKYWAY	0	0	0	0	330,000	0	0	330,000
CAPITAL / MANAGED BY FDOT								
DSB1 -SKYWAY	0	0	0	0	200,000	0	0	200,000
Item 417517 1 Totals:	6,814	0	0	0	530,000	0	0	536,814
Project Total:	6,814	0	0	0	530,000	0	0	536,814

Effective Date: 02/05/2015 Florida Department of Transportation Run: 04/07/2015 16.52.24

5 Year TIP

View 5 Year TIP Phase Grouping Crosswalk
DISTRICT 7

Fund	<2016	2016	2017	2018	2019	2020	>2020	All Years
Item Number: 420061 1 Project Description: SR 693 (PASADENA AV) AT MAJESTIC WAY, GULFPORT BLVD, PARK ST								
NON-SIS								
District: 07 County: PINELLAS Type of Work: TRAFFIC SIGNALS Project Length: .389								
PRELIMINARY ENGINEERING / MANAGED BY FDOT Long Range Transportation Plan: Objective 4.2								
DDR -DISTRICT DEDICATED REVENUE	479,091	0	0	0	0	0	0	479,091
DIH -STATE IN-HOUSE PRODUCT SUPPORT	31,074	0	0	0	0	0	0	31,074
DS -STATE PRIMARY HIGHWAYS & PTO	30,918	0	0	0	0	0	0	30,918
CONSTRUCTION / MANAGED BY FDOT								
DDR -DISTRICT DEDICATED REVENUE	254,959	0	0	0	0	0	0	254,959
DIH -STATE IN-HOUSE PRODUCT SUPPORT	70,682	41,080	0	0	0	0	0	111,762
DS -STATE PRIMARY HIGHWAYS & PTO	1,437,562	0	0	0	0	0	0	1,437,562
ENVIRONMENTAL / MANAGED BY FDOT								
DS -STATE PRIMARY HIGHWAYS & PTO	36,527	0	0	0	0	0	0	36,527
Item 420061 1 Totals:	2,340,813	41,080	0	0	0	0	0	2,381,893
Project Total:	2,340,813	41,080	0	0	0	0	0	2,381,893

Effective Date: 02/05/2015 Florida Department of Transportation Run: 04/07/2015 16.52.24

5 Year TIP

View 5 Year TIP Phase Grouping Crosswalk DISTRICT 7

Fund	<2016	2016	2017	2018	2019	2020	>2020	All Years
Item Number: 422904 1 Project Description: I-275 (SR 93) HOWARD FRANKLAND BRIDGE - RISK ANALYSIS *SIS*								
District: 07 County: PINELLAS Type of Work: FEASIBILITY STUDY Project Length: 5.267								
P D & E / MANAGED BY FDOT Long Range Transportation Plan: Completed								
-TOTAL OUTSIDE YEARS	70,349	0	0	0	0	0	0	70,349
Item 422904 1 Totals:	70,349	0	0	0	0	0	0	70,349
Item Number: 422904 2 Project Description: I-275 (HOWARD FRKL) FROM SR 687 (4TH ST N) TO N OF HOWARD FRANKLAND *SIS*								
District: 07 County: PINELLAS Type of Work: BRIDGE REPLACEMENT Project Length: 4.006								
Extra Description: BRIDGE REPLACEMENT- GOES WITH 422904-4								
PRELIMINARY ENGINEERING / MANAGED BY FDOT Long Range Transportation Plan: Map 5-1, Table 5-1, #6								
ACBR -ADVANCE CONSTRUCTION (BRT)	0	0	0	0	2,410,000	0	0	2,410,000
ENVIRONMENTAL / MANAGED BY FDOT								
DEM -ENVIRONMENTAL MITIGATION	0	0	1,387,500	0	0	0	0	1,387,500
DESIGN BUILD / MANAGED BY FDOT								
ACBR -ADVANCE CONSTRUCTION (BRT)	0	0	0	0	150,426,811	0	0	150,426,811
ACNP -ADVANCE CONSTRUCTION NHPP	0	0	0	0	32,340,696	0	0	32,340,696
BNBR -AMENDMENT 4 BONDS (BRIDGES)	0	0	0	0	300,000,000	0	0	300,000,000
Item 422904 2 Totals:	0	0	1,387,500	0	485,177,507	0	0	486,565,007
Project Total:	70,349	0	1,387,500	0	485,177,507	0	0	486,635,356
Item Number: 424501 1 Project Description: I-275 (SR 93) FROM 54TH AVE S TO N OF 4TH ST NORTH *SIS*								
District: 07 County: PINELLAS Type of Work: PD&E/EMO STUDY Project Length: 13.796								
P D & E / MANAGED BY FDOT Long Range Transportation Plan: Table 5-1, footnote								
-TOTAL OUTSIDE YEARS	2,621,682	0	0	0	0	0	0	2,621,682
Item 424501 1 Totals:	2,621,682	0	0	0	0	0	0	2,621,682

Effective Date: 02/05/2015 Florida Department of Transportation Run: 04/07/2015 16.52.24

5 Year TIP

View 5 Year TIP Phase Grouping Crosswalk DISTRICT 7

Fund	<2016	2016	2017	2018	2019	2020	>2020	All Years
Item Number: 424501 2 Project Description: I-275 (SR 93) FROM S OF 118TH AVENUE N TO S OF 4TH ST N *SIS*								
District: 07 County: PINELLAS Type of Work: ADD LANES & RECONSTRUCT Project Length: 2.288								
Extra Description: EXPRESS LANES STARTER PROJECT								
PRELIMINARY ENGINEERING / MANAGED BY FDOT Long Range Transportation Plan: Map 5-6, Table 5-6, #31								
DI -ST. - S/W INTER/INTRASTATE HWY	0	6,831,000	0	0	0	0	0	6,831,000
DIH -STATE IN-HOUSE PRODUCT SUPPORT	0	50,000	0	0	0	0	0	50,000
CONSTRUCTION / MANAGED BY FDOT								
ACNP -ADVANCE CONSTRUCTION NHPP	0	0	0	0	0	52,205,990	0	52,205,990
DI -ST. - S/W INTER/INTRASTATE HWY	0	0	0	0	0	11,513,914	0	11,513,914
Item 424501 2 Totals:	0	6,881,000	0	0	0	63,719,904	0	70,600,904
Project Total:	2,621,682	6,881,000	0	0	0	63,719,904	0	73,222,586
Item Number: 424507 3 Project Description: SR 60 (COURTNEY CAMPBELL CWY) FM MCMULLEN BOOTH RD TO HILLSBOROUGH COUNTY LINE *NON-SIS*								
District: 07 County: PINELLAS Type of Work: ITS FREEWAY MANAGEMENT Project Length: 3.717								
Extra Description: TAMPA BAY SUNGUIDE PH IV								
PRELIMINARY ENGINEERING / MANAGED BY FDOT Long Range Transportation Plan: Objective 4.1								
DDR -DISTRICT DEDICATED REVENUE	12,638	0	0	0	0	0	0	12,638
DIH -STATE IN-HOUSE PRODUCT SUPPORT	12,000	0	0	0	0	0	0	12,000
DITS -STATEWIDE ITS - STATE 100%.	0	0	0	110,000	0	0	0	110,000
DESIGN BUILD / MANAGED BY FDOT								
DDR -DISTRICT DEDICATED REVENUE	0	0	0	1,684,576	0	0	0	1,684,576
DIH -STATE IN-HOUSE PRODUCT SUPPORT	0	0	0	300,789	0	0	0	300,789
DITS -STATEWIDE ITS - STATE 100%.	0	0	0	2,226,892	0	0	0	2,226,892
DS -STATE PRIMARY HIGHWAYS & PTO	0	0	0	1,232,340	0	0	0	1,232,340
Item 424507 3 Totals:	24,638	0	0	5,554,597	0	0	0	5,579,235
Project Total:	24,638	0	0	5,554,597	0	0	0	5,579,235

Effective Date: 02/05/2015 Florida Department of Transportation Run: 04/07/2015 16.52.24

5 Year TIP

View 5 Year TIP Phase Grouping Crosswalk DISTRICT 7

Fund	<2016	2016	2017	2018	2019	2020	>2020	All Years
Item Number: 424532 1 Project Description: CITY OF ST PETE ON STREET BICYCLE LN PH II - VARIOUS LOCATIONS								
NON-SIS								
District: 07 County: PINELLAS Type of Work: BIKE LANE/SIDEWALK Project Length: 5.421								
PRELIMINARY ENGINEERING / MANAGED BY CITY OF ST PETERSBURG Long Range Transportation Plan: Objective 2.3								
-TOTAL OUTSIDE YEARS	40,479	0	0	0	0	0	0	40,479
PRELIMINARY ENGINEERING / MANAGED BY FDOT								
-TOTAL OUTSIDE YEARS	3,461	0	0	0	0	0	0	3,461
CONSTRUCTION / MANAGED BY CITY OF ST PETERSBURG								
-TOTAL OUTSIDE YEARS	894,600	0	0	0	0	0	0	894,600
Item 424532 1 Totals:	938,540	0	0	0	0	0	0	938,540
Item Number: 424532 5 Project Description: SR 682 (BAYWAY) GULF INTERCSTL DRAW BR PINELLAS BYWY TOLL PLAZA *NON-SIS*								
District: 07 County: PINELLAS Type of Work: BIKE PATH/TRAIL Project Length: 1.915								
PRELIMINARY ENGINEERING / MANAGED BY CITY OF ST PETERSBURG Long Range Transportation Plan: Objective 2.3								
-TOTAL OUTSIDE YEARS	291,484	0	0	0	0	0	0	291,484
PRELIMINARY ENGINEERING / MANAGED BY FDOT								
-TOTAL OUTSIDE YEARS	26,121	0	0	0	0	0	0	26,121
CONSTRUCTION / MANAGED BY CITY OF ST PETERSBURG								
-TOTAL OUTSIDE YEARS	1,998,242	0	0	0	0	0	0	1,998,242
Item 424532 5 Totals:	2,315,847	0	0	0	0	0	0	2,315,847

Effective Date: 02/05/2015 Florida Department of Transportation Run: 04/07/2015 16.52.24

5 Year TIP

View 5 Year TIP Phase Grouping Crosswalk DISTRICT 7

Fund	<2016	2016	2017	2018	2019	2020	>2020	All Years
Item Number: 424532 6 Project Description: CITY OF ST PETE PED CROSSING ENHANCEMENTS 64 CROSSWALKS *NON-SIS*								
District: 07 County: PINELLAS Type of Work: TRAFFIC CONTROL DEVICES/SYSTEM Project Length: .000								
PRELIMINARY ENGINEERING / MANAGED BY CITY OF ST PETERSBURG Long Range Transportation Plan: Objective 2.1								
-TOTAL OUTSIDE YEARS	31,643	0	0	0	0	0	0	31,643
PRELIMINARY ENGINEERING / MANAGED BY FDOT								
-TOTAL OUTSIDE YEARS	4,153	0	0	0	0	0	0	4,153
CONSTRUCTION / MANAGED BY CITY OF ST PETERSBURG								
-TOTAL OUTSIDE YEARS	906,209	0	0	0	0	0	0	906,209
Item 424532 6 Totals:	942,005	0	0	0	0	0	0	942,005
Item Number: 424532 7 Project Description: NORTH BAY TRAIL (1ST ST) FROM 30TH AVE N TO 54TH AVE N *NON-SIS*								
District: 07 County: PINELLAS Type of Work: BIKE PATH/TRAIL Project Length: .000								
PRELIMINARY ENGINEERING / RESPONSIBLE AGENCY NOT AVAILABLE Long Range Transportation Plan: Completed								
-TOTAL OUTSIDE YEARS	270,424	0	0	0	0	0	0	270,424
CONSTRUCTION / RESPONSIBLE AGENCY NOT AVAILABLE								
-TOTAL OUTSIDE YEARS	1,012,176	0	0	0	0	0	0	1,012,176
Item 424532 7 Totals:	1,282,600	0	0	0	0	0	0	1,282,600
Item Number: 424532 8 Project Description: 30TH AVENUE NORTH BICYCLE FACILITY FM 58TH ST TO MLK ST *NON-SIS*								
District: 07 County: PINELLAS Type of Work: BIKE LANE/SIDEWALK Project Length: 4.000								
Extra Description: CONSTRUCT 4' BICYCLE LANE ALONG 30TH AVE N W/SHARE RD SIGNS								
PRELIMINARY ENGINEERING / MANAGED BY CITY OF ST PETERSBURG Long Range Transportation Plan: Objective 2.3								
SE -STP, ENHANCEMENT	290,297	0	0	0	0	0	0	290,297
PRELIMINARY ENGINEERING / MANAGED BY FDOT								
SE -STP, ENHANCEMENT	1,353	0	0	0	0	0	0	1,353
CONSTRUCTION / MANAGED BY CITY OF ST PETERSBURG								
LF -LOCAL FUNDS	0	117,768	0	0	0	0	0	117,768
TALT -TRANSPORTATION ALTS- ANY AREA	0	393,257	0	0	0	0	0	393,257
TALU -TRANSPORTATION ALTS- >200K	0	2,222,975	0	0	0	0	0	2,222,975
Item 424532 8 Totals:	291,650	2,734,000	0	0	0	0	0	3,025,650

Effective Date: 02/05/2015 Florida Department of Transportation Run: 04/07/2015 16.52.24

5 Year TIP

View 5 Year TIP Phase Grouping Crosswalk DISTRICT 7

Fund	<2016	2016	2017	2018	2019	2020	>2020	All Years
Item Number: 424532 9 Project Description: CITY OF LARGO SIDEWALKS ON ADRIAN AND GLADYS *NON-SIS*								
District: 07 County: PINELLAS Type of Work: SIDEWALK Project Length: .909								
PRELIMINARY ENGINEERING / MANAGED BY FDOT Long Range Transportation Plan: Objective 2.3								
-TOTAL OUTSIDE YEARS	644,323	0	0	0	0	0	0	644,323
RAILROAD & UTILITIES / MANAGED BY FDOT								
-TOTAL OUTSIDE YEARS	1,175,000	0	0	0	0	0	0	1,175,000
CONSTRUCTION / MANAGED BY FDOT								
-TOTAL OUTSIDE YEARS	1,333,765	0	0	0	0	0	0	1,333,765
Item 424532 9 Totals:	3,153,088	0	0	0	0	0	0	3,153,088
Project Total:	8,923,730	2,734,000	0	0	0	0	0	11,657,730
Item Number: 424564 2 Project Description: HERCULES/GREENBRIAR FM SUNSET POINT RD TO BELCHER RD *NON-SIS*								
District: 07 County: PINELLAS Type of Work: SIDEWALK Project Length: 2.146								
Extra Description: SIDEWALK MPO OPTION 1 (PRIORITY 12) OPTION 2 (PRIORITY 7)								
PRELIMINARY ENGINEERING / MANAGED BY FDOT Long Range Transportation Plan: Objective 2.3								
TALT -TRANSPORTATION ALTS- ANY AREA	781	0	0	0	0	0	0	781
PRELIMINARY ENGINEERING / MANAGED BY PINELLAS COUNTY								
TALT -TRANSPORTATION ALTS- ANY AREA	258	0	0	0	0	0	0	258
TALU -TRANSPORTATION ALTS- >200K	150,000	0	0	0	0	0	0	150,000
CONSTRUCTION / MANAGED BY PINELLAS COUNTY								
TALU -TRANSPORTATION ALTS- >200K	0	590,000	0	0	0	0	0	590,000
Item 424564 2 Totals:	151,039	590,000	0	0	0	0	0	741,039

Effective Date: 02/05/2015 Florida Department of Transportation Run: 04/07/2015 16.52.24

5 Year TIP

View 5 Year TIP Phase Grouping Crosswalk DISTRICT 7

Fund	<2016	2016	2017	2018	2019	2020	>2020	All Years
Item Number: 424564 3 Project Description: CR 1 (KEENE RD) FROM SR 580/MAIN ST TO SR 586/CURLEW RD *NON-SIS*								
District: 07 County: PINELLAS Type of Work: SIDEWALK Project Length: 1.931								
PRELIMINARY ENGINEERING / MANAGED BY FDOT Long Range Transportation Plan: Objective 2.3								
-TOTAL OUTSIDE YEARS	3,098	0	0	0	0	0	0	3,098
PRELIMINARY ENGINEERING / MANAGED BY PINELLAS COUNTY								
-TOTAL OUTSIDE YEARS	484,343	0	0	0	0	0	0	484,343
CONSTRUCTION / MANAGED BY PINELLAS COUNTY								
-TOTAL OUTSIDE YEARS	716,400	0	0	0	0	0	0	716,400
Item 424564 3 Totals:	1,203,841	0	0	0	0	0	0	1,203,841
Item Number: 424564 4 Project Description: CR 694 (PARK BLVD) FROM STARKEY RD TO 66TH ST N *NON-SIS*								
District: 07 County: PINELLAS Type of Work: SIDEWALK Project Length: 2.058								
Extra Description: ADA RAMP, SIDEWALK AND DRIVEWAY UPGRADES MPO PRIORITY 13 D(07/02/13)								
PRELIMINARY ENGINEERING / MANAGED BY PINELLAS COUNTY Long Range Transportation Plan: Objective 2.3								
TALU -TRANSPORTATION ALTS- >200K	464,202	0	0	0	0	0	0	464,202
CONSTRUCTION / MANAGED BY PINELLAS COUNTY								
TALU -TRANSPORTATION ALTS- >200K	0	0	927,300	0	0	0	0	927,300
Item 424564 4 Totals:	464,202	0	927,300	0	0	0	0	1,391,502
Item Number: 424564 6 Project Description: HAINES-BAYSHORE RD FROM US 19 N TO SUNRISE BLVD *NON-SIS*								
District: 07 County: PINELLAS Type of Work: SIDEWALK Project Length: .947								
Extra Description: SIDEWALK MPO PRIORITY #21 D(07/16/13)								
PRELIMINARY ENGINEERING / MANAGED BY FDOT Long Range Transportation Plan: Objective 2.3								
TALT -TRANSPORTATION ALTS- ANY AREA	979	0	0	0	0	0	0	979
PRELIMINARY ENGINEERING / MANAGED BY PINELLAS COUNTY								
TALT -TRANSPORTATION ALTS- ANY AREA	265,921	0	0	0	0	0	0	265,921
CONSTRUCTION / MANAGED BY PINELLAS COUNTY								
TALT -TRANSPORTATION ALTS- ANY AREA	0	604,800	0	0	0	0	0	604,800
TALU -TRANSPORTATION ALTS- >200K	0	217,800	0	0	0	0	0	217,800
Item 424564 6 Totals:	266,900	822,600	0	0	0	0	0	1,089,500

Effective Date: 02/05/2015 Florida Department of Transportation Run: 04/07/2015 16.52.24

5 Year TIP

View 5 Year TIP Phase Grouping Crosswalk DISTRICT 7

Fund	<2016	2016	2017	2018	2019	2020	>2020	All Years
Item Number: 424564 7 Project Description: HERCULES SIDEWALK II FROM SHERWOOD ST TO SUNSET POINT RD *NON-SIS*								
District: 07 County: PINELLAS Type of Work: SIDEWALK Project Length: .637								
Extra Description: PROJECT II CONSTRUCT 5' SIDEWALK ALONG BOTH SIDES								
PRELIMINARY ENGINEERING / MANAGED BY PINELLAS COUNTY Long Range Transportation Plan: Objective 2.3								
TALT -TRANSPORTATION ALTS- ANY AREA	0	94,321	0	0	0	0	0	94,321
TALU -TRANSPORTATION ALTS- >200K	1,000	80,445	0	0	0	0	0	81,445
CONSTRUCTION / MANAGED BY PINELLAS COUNTY								
TALU -TRANSPORTATION ALTS- >200K	0	0	0	935,200	0	0	0	935,200
Item 424564 7 Totals:	1,000	174,766	0	935,200	0	0	0	1,110,966
Project Total:	2,086,982	1,587,366	927,300	935,200	0	0	0	5,536,848
Item Number: 428601 1 Project Description: MICHIGAN BLVD FROM W OF PINEHURST RD TO CR 1 *NON-SIS*								
District: 07 County: PINELLAS Type of Work: BIKE PATH/TRAIL Project Length: .780								
Extra Description: MULTI-USE TRAIL								
CONSTRUCTION / MANAGED BY CITY OF DUNEDIN Long Range Transportation Plan: Map 5-5								
TALU -TRANSPORTATION ALTS- >200K	0	0	0	216,900	0	0	0	216,900
Item 428601 1 Totals:	0	0	0	216,900	0	0	0	216,900
Project Total:	0	0	0	216,900	0	0	0	216,900

Effective Date: 02/05/2015 Florida Department of Transportation Run: 04/07/2015 16.52.24

5 Year TIP

View 5 Year TIP Phase Grouping Crosswalk
DISTRICT 7

Fund	<2016	2016	2017	2018	2019	2020	>2020	All Years
Item Number: 429056 1 Project Description: ALT US 19 (SR60/595) E OF PALM / E OF MISSOURI AND CHESTNUT/END								
MEMORIAL BRIDGE *NON-SIS*								
District: 07 County: PINELLAS Type of Work: RESURFACING Project Length: 1.557								
Extra Description: 4 LANES - ONE WAY PAIR								
<u>PRELIMINARY ENGINEERING / MANAGED BY FDOT</u> Long Range Transportation Plan: Objective 4.2								
DDR -DISTRICT DEDICATED REVENUE	907,552	0	0	0	0	0	0	907,552
DIH -STATE IN-HOUSE PRODUCT SUPPORT	76,417	0	0	0	0	0	0	76,417
DS -STATE PRIMARY HIGHWAYS & PTO	152,590	0	0	0	0	0	0	152,590
<u>RIGHT OF WAY / MANAGED BY FDOT</u>								
DDR -DISTRICT DEDICATED REVENUE	293,800	1,000	0	0	0	0	0	294,800
DIH -STATE IN-HOUSE PRODUCT SUPPORT	56,000	4,000	0	0	0	0	0	60,000
DS -STATE PRIMARY HIGHWAYS & PTO	451,037	81,163	0	0	0	0	0	532,200
<u>RAILROAD & UTILITIES / MANAGED BY FDOT</u>								
DDR -DISTRICT DEDICATED REVENUE	500,000	0	0	0	0	0	0	500,000
LF -LOCAL FUNDS	330,000	0	0	0	0	0	0	330,000
<u>CONSTRUCTION / MANAGED BY FDOT</u>								
DDR -DISTRICT DEDICATED REVENUE	2,167,494	0	0	0	0	0	0	2,167,494
DIH -STATE IN-HOUSE PRODUCT SUPPORT	10,300	0	0	0	0	0	0	10,300
<u>ENVIRONMENTAL / MANAGED BY FDOT</u>								
DS -STATE PRIMARY HIGHWAYS & PTO	86,284	0	0	0	0	0	0	86,284
Item 429056 1 Totals:	5,031,474	86,163	0	0	0	0	0	5,117,637
Project Total:	5,031,474	86,163	0	0	0	0	0	5,117,637

Effective Date: 02/05/2015 Florida Department of Transportation Run: 04/07/2015 16.52.24

5 Year TIP

View 5 Year TIP Phase Grouping Crosswalk DISTRICT 7

Fund	<2016	2016	2017	2018	2019	2020	>2020	All Years
Item Number: 429060 1 Project Description: SR 686 (ROOSEVELT) FROM W OF 28TH ST N TO W OF GANDY BLVD *NON-SIS*								
District: 07 County: PINELLAS Type of Work: RESURFACING Project Length: 2.280								
Extra Description: 6 LANES								
PRELIMINARY ENGINEERING / MANAGED BY FDOT Long Range Transportation Plan: Objective 4.2								
DDR -DISTRICT DEDICATED REVENUE	1,130,337	0	0	0	0	0	0	1,130,337
DIH -STATE IN-HOUSE PRODUCT SUPPORT	22,418	0	0	0	0	0	0	22,418
DS -STATE PRIMARY HIGHWAYS & PTO	27,304	0	0	0	0	0	0	27,304
CONSTRUCTION / MANAGED BY FDOT								
DS -STATE PRIMARY HIGHWAYS & PTO	6,033	0	0	0	0	0	0	6,033
HSP -SAFETY (HIWAY SAFETY PROGRAM)	0	277,393	0	0	0	0	0	277,393
SA -STP, ANY AREA	0	3,357,749	0	0	0	0	0	3,357,749
SU -STP, URBAN AREAS > 200K	0	2,387,866	0	0	0	0	0	2,387,866
ENVIRONMENTAL / MANAGED BY FDOT								
DS -STATE PRIMARY HIGHWAYS & PTO	107,025	0	0	0	0	0	0	107,025
Item 429060 1 Totals:	1,293,117	6,023,008	0	0	0	0	0	7,316,125
Project Total:	1,293,117	6,023,008	0	0	0	0	0	7,316,125
Item Number: 430501 1 Project Description: 9TH ST S (MLK STREET) FROM 6TH AVE S TO 7TH AVE S *NON-SIS*								
District: 07 County: PINELLAS Type of Work: BRIDGE REPLACEMENT Project Length: .062								
PRELIMINARY ENGINEERING / MANAGED BY FDOT Long Range Transportation Plan: Objective 4.2								
SU -STP, URBAN AREAS > 200K	0	0	1,000	818,000	0	0	0	819,000
CONSTRUCTION / MANAGED BY FDOT								
ACSB -ADVANCE CONSTRUCTION (SABR)	0	0	0	0	0	2,513,697	0	2,513,697
SU -STP, URBAN AREAS > 200K	0	0	0	0	0	837,899	0	837,899
Item 430501 1 Totals:	0	0	1,000	818,000	0	3,351,596	0	4,170,596
Project Total:	0	0	1,000	818,000	0	3,351,596	0	4,170,596

Effective Date: 02/05/2015 Florida Department of Transportation Run: 04/07/2015 16.52.24

5 Year TIP

View 5 Year TIP Phase Grouping Crosswalk DISTRICT 7

Fund	<2016	2016	2017	2018	2019	2020	>2020	All Years
Item Number: 430706 2 Project Description: I-275 NB & SR 693 NB BR# 150107 AND BR# 150136 VARIOUS LOCATIONS *SIS*								
District: 07 County: PINELLAS Type of Work: BRIDGE-REPAIR/REHABILITATION Project Length: 3.058								
PRELIMINARY ENGINEERING / MANAGED BY FDOT Long Range Transportation Plan: Objective 4.2								
BRRP -STATE BRIDGE REPAIR & REHAB	269,800	0	0	0	0	0	0	269,800
DIH -STATE IN-HOUSE PRODUCT SUPPORT	1,000	0	0	0	0	0	0	1,000
CONSTRUCTION / MANAGED BY FDOT								
BRRP -STATE BRIDGE REPAIR & REHAB	0	2,943,433	0	0	0	0	0	2,943,433
DIH -STATE IN-HOUSE PRODUCT SUPPORT	0	79,900	0	0	0	0	0	79,900
ENVIRONMENTAL / MANAGED BY FDOT								
BRRP -STATE BRIDGE REPAIR & REHAB	0	75,000	0	0	0	0	0	75,000
Item 430706 2 Totals:	270,800	3,098,333	0	0	0	0	0	3,369,133
Project Total:	270,800	3,098,333	0	0	0	0	0	3,369,133
Item Number: 430899 1 Project Description: US 19 (SR 55) FROM N OF CROSS BAYOU CN TO N OF WHITNEY RD *SIS*								
District: 07 County: PINELLAS Type of Work: RESURFACING Project Length: 3.031								
Extra Description: 6 LANES								
PRELIMINARY ENGINEERING / MANAGED BY FDOT Long Range Transportation Plan: Objective 4.2								
DDR -DISTRICT DEDICATED REVENUE	1,487,373	0	0	0	0	0	0	1,487,373
DIH -STATE IN-HOUSE PRODUCT SUPPORT	40,448	0	0	0	0	0	0	40,448
DS -STATE PRIMARY HIGHWAYS & PTO	32,363	0	0	0	0	0	0	32,363
CONSTRUCTION / MANAGED BY FDOT								
SA -STP, ANY AREA	0	10,296,612	0	0	0	0	0	10,296,612
ENVIRONMENTAL / MANAGED BY FDOT								
DDR -DISTRICT DEDICATED REVENUE	86,864	0	0	0	0	0	0	86,864
Item 430899 1 Totals:	1,647,048	10,296,612	0	0	0	0	0	11,943,660
Project Total:	1,647,048	10,296,612	0	0	0	0	0	11,943,660

Effective Date: 02/05/2015 Florida Department of Transportation Run: 04/07/2015 16.52.24

5 Year TIP

View 5 Year TIP Phase Grouping Crosswalk
DISTRICT 7

Fund	<2016	2016	2017	2018	2019	2020	>2020	All Years
Item Number: 431491 1 Project Description: SR 590 (NE COACHMAN) FROM W OF MARILYN ST TO E OF AUDREY DR								
NON-SIS								
District: 07 County: PINELLAS Type of Work: RESURFACING Project Length: 1.654								
Extra Description: 2 LANES								
PRELIMINARY ENGINEERING / MANAGED BY FDOT Long Range Transportation Plan: Objective 4.2								
DDR -DISTRICT DEDICATED REVENUE	1,842,163	0	0	0	0	0	0	1,842,163
DIH -STATE IN-HOUSE PRODUCT SUPPORT	59,241	0	0	0	0	0	0	59,241
DS -STATE PRIMARY HIGHWAYS & PTO	49,038	0	0	0	0	0	0	49,038
RIGHT OF WAY / MANAGED BY FDOT								
DIH -STATE IN-HOUSE PRODUCT SUPPORT	40,000	0	0	0	0	0	0	40,000
DS -STATE PRIMARY HIGHWAYS & PTO	702,400	0	73,100	0	0	0	0	775,500
RAILROAD & UTILITIES / MANAGED BY FDOT								
LF -LOCAL FUNDS	288,927	0	0	0	0	0	0	288,927
CONSTRUCTION / MANAGED BY FDOT								
DDR -DISTRICT DEDICATED REVENUE	2,425,600	0	0	0	0	0	0	2,425,600
DIH -STATE IN-HOUSE PRODUCT SUPPORT	1,030	0	0	0	0	0	0	1,030
DS -STATE PRIMARY HIGHWAYS & PTO	150,741	0	0	0	0	0	0	150,741
LF -LOCAL FUNDS	5,779	0	0	0	0	0	0	5,779
ENVIRONMENTAL / MANAGED BY FDOT								
DDR -DISTRICT DEDICATED REVENUE	38,309	0	0	0	0	0	0	38,309
Item 431491 1 Totals:	5,603,228	0	73,100	0	0	0	0	5,676,328
Project Total:	5,603,228	0	73,100	0	0	0	0	5,676,328

Effective Date: 02/05/2015 Florida Department of Transportation Run: 04/07/2015 16.52.24

5 Year TIP

View 5 Year TIP Phase Grouping Crosswalk DISTRICT 7

Fund	<2016	2016	2017	2018	2019	2020	>2020	All Years
Item Number: 431496 1 Project Description: US 19 (SR 55) FROM N OF GANDY BLVD TO 49TH ST NORTH *NON-SIS*								
District: 07 County: PINELLAS Type of Work: RESURFACING Project Length: 1.763								
Extra Description: 6 LANES								
PRELIMINARY ENGINEERING / MANAGED BY FDOT Long Range Transportation Plan: Objective 4.2								
DDR -DISTRICT DEDICATED REVENUE	1,013,190	0	0	0	0	0	0	1,013,190
DIH -STATE IN-HOUSE PRODUCT SUPPORT	52,215	0	0	0	0	0	0	52,215
DS -STATE PRIMARY HIGHWAYS & PTO	30,377	0	0	0	0	0	0	30,377
CONSTRUCTION / MANAGED BY FDOT								
HSP -SAFETY (HIWAY SAFETY PROGRAM)	0	375,882	0	0	0	0	0	375,882
NHRE -NAT HWY PERFORM - RESURFACING	0	3,315,756	0	0	0	0	0	3,315,756
SA -STP, ANY AREA	0	651,956	0	0	0	0	0	651,956
SU -STP, URBAN AREAS > 200K	0	117,561	0	0	0	0	0	117,561
ENVIRONMENTAL / MANAGED BY FDOT								
DS -STATE PRIMARY HIGHWAYS & PTO	18,908	0	0	0	0	0	0	18,908
Item 431496 1 Totals:	1,114,690	4,461,155	0	0	0	0	0	5,575,845
Project Total:	1,114,690	4,461,155	0	0	0	0	0	5,575,845
Item Number: 432270 1 Project Description: I-275 SUNSHINE SKYWAY FROM BR#150189 TO OVER TAMPA BAY *SIS*								
District: 07 County: PINELLAS Type of Work: BRIDGE-REPAIR/REHABILITATION Project Length: 6.692								
PRELIMINARY ENGINEERING / MANAGED BY FDOT Long Range Transportation Plan: Objective 4.2								
DSB1 -SKYWAY	1,000	272,300	0	0	0	0	0	273,300
CONSTRUCTION / MANAGED BY FDOT								
DSB1 -SKYWAY	0	0	5,806,410	0	0	0	0	5,806,410
Item 432270 1 Totals:	1,000	272,300	5,806,410	0	0	0	0	6,079,710
Project Total:	1,000	272,300	5,806,410	0	0	0	0	6,079,710

Effective Date: 02/05/2015 Florida Department of Transportation Run: 04/07/2015 16.52.24

5 Year TIP

View 5 Year TIP Phase Grouping Crosswalk DISTRICT 7

Fund	<2016	2016	2017	2018	2019	2020	>2020	All Years
Item Number: 432432 1 Project Description: SUBSTRUCTURE REPAIR PINELLAS COUNTY VARIOUS LOCATIONS *NON-SIS*								
District: 07 County: PINELLAS Type of Work: BRIDGE-REPAIR/REHABILITATION Project Length: .252								
<u>PRELIMINARY ENGINEERING / MANAGED BY FDOT</u> Long Range Transportation Plan: Objective 4.2								
BRRP -STATE BRIDGE REPAIR & REHAB	0	71,800	0	0	0	0	0	71,800
DIH -STATE IN-HOUSE PRODUCT SUPPORT	1,000	0	0	0	0	0	0	1,000
<u>CONSTRUCTION / MANAGED BY FDOT</u>								
BRRP -STATE BRIDGE REPAIR & REHAB	0	0	894,543	0	0	0	0	894,543
DIH -STATE IN-HOUSE PRODUCT SUPPORT	0	0	15,163	0	0	0	0	15,163
Item 432432 1 Totals:	1,000	71,800	909,706	0	0	0	0	982,506
Project Total:	1,000	71,800	909,706	0	0	0	0	982,506
Item Number: 432434 1 Project Description: MOVABLE BRIDGE REHAB PINELLAS COUNTY VARIOUS LOCATIONS *NON-SIS*								
District: 07 County: PINELLAS Type of Work: BRIDGE-REPAIR/REHABILITATION Project Length: .290								
<u>PRELIMINARY ENGINEERING / MANAGED BY FDOT</u> Long Range Transportation Plan: Objective 4.2								
BRRP -STATE BRIDGE REPAIR & REHAB	0	300,000	0	0	0	0	0	300,000
DIH -STATE IN-HOUSE PRODUCT SUPPORT	1,000	0	0	0	0	0	0	1,000
<u>CONSTRUCTION / MANAGED BY FDOT</u>								
BRRP -STATE BRIDGE REPAIR & REHAB	0	0	4,517,797	0	0	0	0	4,517,797
DIH -STATE IN-HOUSE PRODUCT SUPPORT	0	0	69,182	0	0	0	0	69,182
Item 432434 1 Totals:	1,000	300,000	4,586,979	0	0	0	0	4,887,979

Effective Date: 02/05/2015 Florida Department of Transportation Run: 04/07/2015 16.52.24

5 Year TIP

View 5 Year TIP Phase Grouping Crosswalk DISTRICT 7

Fund	<2016	2016	2017	2018	2019	2020	>2020	All Years
Item Number: 432434 2 Project Description: BRIDGE FENDER REHAB VARIOUS LOCATIONS #150030 AND 150006 *NON-SIS*								
District: 07 County: PINELLAS Type of Work: BRIDGE-REPAIR/REHABILITATION Project Length: .242								
<u>PRELIMINARY ENGINEERING / MANAGED BY FDOT</u> Long Range Transportation Plan: Objective 4.2								
BRRP -STATE BRIDGE REPAIR & REHAB	0	163,800	0	0	0	0	0	163,800
DIH -STATE IN-HOUSE PRODUCT SUPPORT	1,000	0	0	0	0	0	0	1,000
<u>CONSTRUCTION / MANAGED BY FDOT</u>								
BRRP -STATE BRIDGE REPAIR & REHAB	0	0	1,897,180	0	0	0	0	1,897,180
DIH -STATE IN-HOUSE PRODUCT SUPPORT	0	0	195,755	0	0	0	0	195,755
Item 432434 2 Totals:	1,000	163,800	2,092,935	0	0	0	0	2,257,735
Project Total:	2,000	463,800	6,679,914	0	0	0	0	7,145,714
Item Number: 432519 1 Project Description: I-275 (SR 93) FROM 54TH AVE SOUTH TO S OF 26TH AVE S *SIS*								
District: 07 County: PINELLAS Type of Work: RIGID PAVEMENT REHABILITATION Project Length: 1.787								
Extra Description: 4 LANES								
<u>PRELIMINARY ENGINEERING / MANAGED BY FDOT</u> Long Range Transportation Plan: Objective 4.2								
ACNP -ADVANCE CONSTRUCTION NHPP	314,889	0	0	0	0	0	0	314,889
DDR -DISTRICT DEDICATED REVENUE	102,022	0	0	0	0	0	0	102,022
DIH -STATE IN-HOUSE PRODUCT SUPPORT	28,709	0	0	0	0	0	0	28,709
NHPP -IM, BRDG REPL, NATNL HWY-MAP21	268,237	0	0	0	0	0	0	268,237
<u>CONSTRUCTION / MANAGED BY FDOT</u>								
ACNP -ADVANCE CONSTRUCTION NHPP	0	3,056,614	0	0	0	0	0	3,056,614
SA -STP, ANY AREA	0	127,125	0	0	0	0	0	127,125
<u>ENVIRONMENTAL / MANAGED BY FDOT</u>								
DS -STATE PRIMARY HIGHWAYS & PTO	0	10,000	0	0	0	0	0	10,000
Item 432519 1 Totals:	713,857	3,193,739	0	0	0	0	0	3,907,596
Project Total:	713,857	3,193,739	0	0	0	0	0	3,907,596

Effective Date: 02/05/2015 Florida Department of Transportation Run: 04/07/2015 16.52.24

5 Year TIP

View 5 Year TIP Phase Grouping Crosswalk DISTRICT 7

Fund	<2016	2016	2017	2018	2019	2020	>2020	All Years
Item Number: 432586 1 Project Description: SR 60 (GULF TO BAY) FR COURT ST/S HIGHLAND AV TO W OF BYPASS DRIVE *NON-SIS*								
District: 07 County: PINELLAS Type of Work: RESURFACING Project Length: 2.558								
Extra Description: 6 LANES GOES WITH 432616 1 FOR DESIGN AND CONSTRUCTION								
PRELIMINARY ENGINEERING / MANAGED BY FDOT Long Range Transportation Plan: Objective 4.2								
DDR -DISTRICT DEDICATED REVENUE	20,820	0	0	0	0	0	0	20,820
DIH -STATE IN-HOUSE PRODUCT SUPPORT	31,356	0	0	0	0	0	0	31,356
DS -STATE PRIMARY HIGHWAYS & PTO	1,105,130	0	0	0	0	0	0	1,105,130
RIGHT OF WAY / MANAGED BY FDOT								
DDR -DISTRICT DEDICATED REVENUE	100,000	0	0	0	0	0	0	100,000
DIH -STATE IN-HOUSE PRODUCT SUPPORT	40,000	80,000	0	0	0	0	0	120,000
DS -STATE PRIMARY HIGHWAYS & PTO	200,000	135,200	0	0	0	0	0	335,200
CONSTRUCTION / MANAGED BY FDOT								
DDR -DISTRICT DEDICATED REVENUE	0	4,986,773	0	0	0	0	0	4,986,773
DIH -STATE IN-HOUSE PRODUCT SUPPORT	0	205,400	0	0	0	0	0	205,400
DS -STATE PRIMARY HIGHWAYS & PTO	0	194,787	0	0	0	0	0	194,787
HSP -SAFETY (HIWAY SAFETY PROGRAM)	0	1,749,597	0	0	0	0	0	1,749,597
ENVIRONMENTAL / MANAGED BY FDOT								
DS -STATE PRIMARY HIGHWAYS & PTO	29,915	10,000	0	0	0	0	0	39,915
Item 432586 1 Totals:	1,527,221	7,361,757	0	0	0	0	0	8,888,978
Project Total:	1,527,221	7,361,757	0	0	0	0	0	8,888,978

Effective Date: 02/05/2015 Florida Department of Transportation Run: 04/07/2015 16.52.24

5 Year TIP

View 5 Year TIP Phase Grouping Crosswalk DISTRICT 7

Fund	<2016	2016	2017	2018	2019	2020	>2020	All Years
Item Number: 432587 1 Project Description: SR 679 (BAYWAY) FR N END BOCA CIEGA BRG TO SR 682 (54TH AVE S)								
NON-SIS								
District: 07 County: PINELLAS Type of Work: RESURFACING Project Length: 1.221								
Extra Description: 2 LANES								
PRELIMINARY ENGINEERING / MANAGED BY FDOT Long Range Transportation Plan: Objective 4.2								
DDR -DISTRICT DEDICATED REVENUE	723,037	0	0	0	0	0	0	723,037
DIH -STATE IN-HOUSE PRODUCT SUPPORT	33,848	0	0	0	0	0	0	33,848
CONSTRUCTION / MANAGED BY FDOT								
DDR -DISTRICT DEDICATED REVENUE	0	2,971,753	0	0	0	0	0	2,971,753
DIH -STATE IN-HOUSE PRODUCT SUPPORT	0	86,695	0	0	0	0	0	86,695
DS -STATE PRIMARY HIGHWAYS & PTO	0	105,855	0	0	0	0	0	105,855
ENVIRONMENTAL / MANAGED BY FDOT								
DDR -DISTRICT DEDICATED REVENUE	10,000	0	0	0	0	0	0	10,000
Item 432587 1 Totals:	766,885	3,164,303	0	0	0	0	0	3,931,188
Project Total:	766,885	3,164,303	0	0	0	0	0	3,931,188

Effective Date: 02/05/2015 Florida Department of Transportation Run: 04/07/2015 16.52.24

5 Year TIP

View 5 Year TIP Phase Grouping Crosswalk
DISTRICT 7

Fund	<2016	2016	2017	2018	2019	2020	>2020	All Years
Item Number: 432616 1 Project Description: SR 60 (GULF-TO-BAY) FROM COURT ST/HIGHLAND AVE TO W OF DAMASCUS RD								
NON-SIS								
District: 07 County: PINELLAS Type of Work: DRAINAGE IMPROVEMENTS Project Length: 4.614								
PRELIMINARY ENGINEERING / MANAGED BY FDOT Long Range Transportation Plan: Objective 4.2								
DDR -DISTRICT DEDICATED REVENUE	11,185	0	0	0	0	0	0	11,185
DIH -STATE IN-HOUSE PRODUCT SUPPORT	59,108	0	0	0	0	0	0	59,108
DS -STATE PRIMARY HIGHWAYS & PTO	1,449,320	0	0	0	0	0	0	1,449,320
CONSTRUCTION / MANAGED BY FDOT								
DDR -DISTRICT DEDICATED REVENUE	0	2,553,738	0	0	0	0	0	2,553,738
DIH -STATE IN-HOUSE PRODUCT SUPPORT	0	76,625	0	0	0	0	0	76,625
DS -STATE PRIMARY HIGHWAYS & PTO	0	178,800	0	0	0	0	0	178,800
ENVIRONMENTAL / MANAGED BY FDOT								
DS -STATE PRIMARY HIGHWAYS & PTO	46,851	0	0	0	0	0	0	46,851
Item 432616 1 Totals:	1,566,464	2,809,163	0	0	0	0	0	4,375,627
Project Total:	1,566,464	2,809,163	0	0	0	0	0	4,375,627

Effective Date: 02/05/2015 Florida Department of Transportation Run: 04/07/2015 16.52.24

5 Year TIP

View 5 Year TIP Phase Grouping Crosswalk
DISTRICT 7

Fund	<2016	2016	2017	2018	2019	2020	>2020	All Years
Item Number: 432698 1 Project Description: ALT US 19 (SR 595) FROM S OF PARK ST N TO W END LONG BAYOU BRIDGE *NON-SIS*								
District: 07 County: PINELLAS Type of Work: RESURFACING Project Length: .931								
Extra Description: 5 LANES								
PRELIMINARY ENGINEERING / MANAGED BY FDOT Long Range Transportation Plan: Objective 4.2:								
DDR -DISTRICT DEDICATED REVENUE	40,321	0	0	0	0	0	0	40,321
DIH -STATE IN-HOUSE PRODUCT SUPPORT	44,814	0	0	0	0	0	0	44,814
DS -STATE PRIMARY HIGHWAYS & PTO	681,617	0	0	0	0	0	0	681,617
CONSTRUCTION / MANAGED BY FDOT								
DDR -DISTRICT DEDICATED REVENUE	0	0	512,294	0	0	0	0	512,294
DIH -STATE IN-HOUSE PRODUCT SUPPORT	0	0	32,500	0	0	0	0	32,500
DS -STATE PRIMARY HIGHWAYS & PTO	0	0	186,448	0	0	0	0	186,448
SA -STP, ANY AREA	0	0	535,441	0	0	0	0	535,441
ENVIRONMENTAL / MANAGED BY FDOT								
DS -STATE PRIMARY HIGHWAYS & PTO	0	10,000	0	0	0	0	0	10,000
Item 432698 1 Totals:	766,752	10,000	1,266,683	0	0	0	0	2,043,435
Project Total:	766,752	10,000	1,266,683	0	0	0	0	2,043,435

5 Year TIP**View 5 Year TIP Phase Grouping Crosswalk
DISTRICT 7**

Fund	<2016	2016	2017	2018	2019	2020	>2020	All Years
Item Number: 432699 1 Project Description: SR 580 FROM ALT US 19/SR 595 TO W OF PINEHURST RD *NON-SIS*								
District: 07 County: PINELLAS Type of Work: RESURFACING Project Length: 1.139								
Extra Description: 4 LANES								
PRELIMINARY ENGINEERING / MANAGED BY FDOT Long Range Transportation Plan: Objective 4.2								
DDR -DISTRICT DEDICATED REVENUE	472,442	0	0	0	0	0	0	472,442
DIH -STATE IN-HOUSE PRODUCT SUPPORT	35,122	0	0	0	0	0	0	35,122
DS -STATE PRIMARY HIGHWAYS & PTO	73,362	0	0	0	0	0	0	73,362
CONSTRUCTION / MANAGED BY FDOT								
DDR -DISTRICT DEDICATED REVENUE	0	0	1,949,377	0	0	0	0	1,949,377
DIH -STATE IN-HOUSE PRODUCT SUPPORT	0	0	31,950	0	0	0	0	31,950
ENVIRONMENTAL / MANAGED BY FDOT								
DS -STATE PRIMARY HIGHWAYS & PTO	0	10,000	0	0	0	0	0	10,000
Item 432699 1 Totals:	580,926	10,000	1,981,327	0	0	0	0	2,572,253
Project Total:	580,926	10,000	1,981,327	0	0	0	0	2,572,253
Item Number: 433580 1 Project Description: STARKEY ROAD FROM TYRONE BOULEVARD TO SR 60 *NON-SIS*								
District: 07 County: PINELLAS Type of Work: ITS COMMUNICATION SYSTEM Project Length: 10.640								
PRELIMINARY ENGINEERING / RESPONSIBLE AGENCY NOT AVAILABLE Long Range Transportation Plan: Objective 4.1								
CIGP -COUNTY INCENTIVE GRANT PROGRAM	0	200,000	0	0	0	0	0	200,000
LFP -LOCAL FUNDS FOR PARTICIPATING	0	200,000	0	0	0	0	0	200,000
CONSTRUCTION / RESPONSIBLE AGENCY NOT AVAILABLE								
CIGP -COUNTY INCENTIVE GRANT PROGRAM	0	0	1,800,000	0	0	0	0	1,800,000
LFP -LOCAL FUNDS FOR PARTICIPATING	0	0	1,800,000	0	0	0	0	1,800,000
Item 433580 1 Totals:	0	400,000	3,600,000	0	0	0	0	4,000,000
Project Total:	0	400,000	3,600,000	0	0	0	0	4,000,000

Effective Date: 02/05/2015 Florida Department of Transportation Run: 04/07/2015 16.52.24

5 Year TIP

View 5 Year TIP Phase Grouping Crosswalk DISTRICT 7

Fund	<2016	2016	2017	2018	2019	2020	>2020	All Years
Item Number: 433581 1 Project Description: CR 1(KEENE RD/OMAHA) FROM SR 60 TO ALDERMAN ROAD *NON-SIS*								
District: 07 County: PINELLAS Type of Work: ITS COMMUNICATION SYSTEM Project Length: 8.325								
PRELIMINARY ENGINEERING / RESPONSIBLE AGENCY NOT AVAILABLE Long Range Transportation Plan: Objective 4.1								
CIGP -COUNTY INCENTIVE GRANT PROGRAM	200,000	0	0	0	0	0	0	200,000
LFP -LOCAL FUNDS FOR PARTICIPATING	200,000	0	0	0	0	0	0	200,000
CONSTRUCTION / RESPONSIBLE AGENCY NOT AVAILABLE								
CIGP -COUNTY INCENTIVE GRANT PROGRAM	0	1,800,000	0	0	0	0	0	1,800,000
LFP -LOCAL FUNDS FOR PARTICIPATING	0	1,800,000	0	0	0	0	0	1,800,000
Item 433581 1 Totals:	400,000	3,600,000	0	0	0	0	0	4,000,000
Project Total:	400,000	3,600,000	0	0	0	0	0	4,000,000

Effective Date: 02/05/2015 Florida Department of Transportation Run: 04/07/2015 16.52.24

5 Year TIP

View 5 Year TIP Phase Grouping Crosswalk DISTRICT 7

Fund	<2016	2016	2017	2018	2019	2020	>2020	All Years
Item Number: 433582 1 Project Description: 113TH STREET FROM 54TH AVENUE NORTH TO EAST BAY DRIVE *NON-SIS*								
District: 07 County: PINELLAS Type of Work: ITS COMMUNICATION SYSTEM Project Length: 6.574								
PRELIMINARY ENGINEERING / RESPONSIBLE AGENCY NOT AVAILABLE Long Range Transportation Plan: Objective 4.1								
CIGP -COUNTY INCENTIVE GRANT PROGRAM	0	150,000	0	0	0	0	0	150,000
LFP -LOCAL FUNDS FOR PARTICIPATING	0	150,000	0	0	0	0	0	150,000
CONSTRUCTION / RESPONSIBLE AGENCY NOT AVAILABLE								
CIGP -COUNTY INCENTIVE GRANT PROGRAM	0	0	1,350,000	0	0	0	0	1,350,000
LFP -LOCAL FUNDS FOR PARTICIPATING	0	0	1,350,000	0	0	0	0	1,350,000
Item 433582 1 Totals:	0	300,000	2,700,000	0	0	0	0	3,000,000
Project Total:	0	300,000	2,700,000	0	0	0	0	3,000,000
Item Number: 433796 1 Project Description: US 19 (SR 55) FROM S OF TIMBERLANE RD TO S OF LAKE ST *SIS*								
District: 07 County: PINELLAS Type of Work: ADD LANES & RECONSTRUCT Project Length: 1.739								
Extra Description: NEW INTERCHANGE/FRONTAGE ROADS								
PRELIMINARY ENGINEERING / MANAGED BY FDOT Long Range Transportation Plan: Map 5-6, Table 5-8, #30								
DDR -DISTRICT DEDICATED REVENUE	0	7,559,526	0	0	0	0	0	7,559,526
DIH -STATE IN-HOUSE PRODUCT SUPPORT	0	1,000	0	0	0	0	0	1,000
SA -STP, ANY AREA	0	1,340,474	0	0	0	0	0	1,340,474
SU -STP, URBAN AREAS > 200K	0	1,000,000	0	0	0	0	0	1,000,000
Item 433796 1 Totals:	0	9,901,000	0	0	0	0	0	9,901,000
Project Total:	0	9,901,000	0	0	0	0	0	9,901,000

Effective Date: 02/05/2015 Florida Department of Transportation Run: 04/07/2015 16.52.24

5 Year TIP

View 5 Year TIP Phase Grouping Crosswalk DISTRICT 7

Fund	<2016	2016	2017	2018	2019	2020	>2020	All Years
Item Number: 433797 1 Project Description: US 19 (SR 55) FROM N OF NEBRASKA AVE TO S OF TIMBERLANE RD *SIS*								
District: 07 County: PINELLAS Type of Work: ADD LANES & RECONSTRUCT Project Length: 2.400								
Extra Description: NEW INTERCHANGE AT ALDERMAN RD/FRONTAGE ROADS								
PRELIMINARY ENGINEERING / MANAGED BY FDOT Long Range Transportation Plan: Map 5-6, Table 5-8, #29								
DDR -DISTRICT DEDICATED REVENUE	681	0	0	0	0	0	0	681
DI -ST. - S/W INTER/INTRASTATE HWY	0	7,283,000	0	0	0	0	0	7,283,000
DIH -STATE IN-HOUSE PRODUCT SUPPORT	1,000	0	0	0	0	0	0	1,000
Item 433797 1 Totals:	1,681	7,283,000	0	0	0	0	0	7,284,681
Project Total:	1,681	7,283,000	0	0	0	0	0	7,284,681
Item Number: 433799 1 Project Description: US 19 (SR 55) FROM N OF CR 95 TO N OF NEBRASKA AVE *SIS*								
District: 07 County: PINELLAS Type of Work: INTERCHANGE (NEW) Project Length: 1.385								
Extra Description: NEW INTERCHANGE AT TAMPA RD/FRONTAGE ROADS								
PRELIMINARY ENGINEERING / MANAGED BY FDOT Long Range Transportation Plan: Map 5-6, Table 5-8, #28								
ACNP -ADVANCE CONSTRUCTION NHPP	0	0	3,338,000	0	0	0	0	3,338,000
DDR -DISTRICT DEDICATED REVENUE	583	0	1,547,734	0	0	0	0	1,548,317
DI -ST. - S/W INTER/INTRASTATE HWY	0	0	715,285	0	0	0	0	715,285
DIH -STATE IN-HOUSE PRODUCT SUPPORT	0	1,000	0	0	0	0	0	1,000
DS -STATE PRIMARY HIGHWAYS & PTO	0	341,450	41,531	0	0	0	0	382,981
Item 433799 1 Totals:	583	342,450	5,642,550	0	0	0	0	5,985,583
Project Total:	583	342,450	5,642,550	0	0	0	0	5,985,583

Effective Date: 02/05/2015 Florida Department of Transportation Run: 04/07/2015 16.52.24

5 Year TIP

View 5 Year TIP Phase Grouping Crosswalk DISTRICT 7

Fund	<2016	2016	2017	2018	2019	2020	>2020	All Years
Item Number: 434497 1 Project Description: SEXTON ELEMENTARY SCHOOL- 19TH ST FM 38TH AVE N/42ND AVE N TO S OF 42ND/HAINES/54TH *NON-SIS*								
District: 07 County: PINELLAS Type of Work: SIDEWALK Project Length: .880								
Extra Description: SRTS PROJECT DESIGN/INSTALL SIDEWALK ALONG EAST SIDE OF 19TH ST N								
PRELIMINARY ENGINEERING / MANAGED BY CITY OF ST PETERSBURG Long Range Transportation Plan: Objective 2.3								
TALU -TRANSPORTATION ALTS- >200K	0	0	47,892	0	0	0	0	47,892
CONSTRUCTION / MANAGED BY CITY OF ST PETERSBURG								
TALU -TRANSPORTATION ALTS- >200K	0	0	0	0	221,800	0	0	221,800
Item 434497 1 Totals:	0	0	47,892	0	221,800	0	0	269,692
Project Total:	0	0	47,892	0	221,800	0	0	269,692
Item Number: 434806 1 Project Description: SR 693/S PASADENA AV FROM SR 699/BLIND PASS RD TO PARK ST *NON-SIS*								
District: 07 County: PINELLAS Type of Work: RESURFACING Project Length: 1.775								
Extra Description: 6 LANES								
PRELIMINARY ENGINEERING / MANAGED BY FDOT Long Range Transportation Plan: Objective 4.2								
ACSA -ADVANCE CONSTRUCTION (SA)	0	774,000	0	0	0	0	0	774,000
DDR -DISTRICT DEDICATED REVENUE	148	0	0	0	0	0	0	148
DIH -STATE IN-HOUSE PRODUCT SUPPORT	5,500	0	0	0	0	0	0	5,500
CONSTRUCTION / MANAGED BY FDOT								
SA -STP, ANY AREA	0	0	0	1,993,960	0	0	0	1,993,960
Item 434806 1 Totals:	5,648	774,000	0	1,993,960	0	0	0	2,773,608
Project Total:	5,648	774,000	0	1,993,960	0	0	0	2,773,608

Effective Date: 02/05/2015 Florida Department of Transportation Run: 04/07/2015 16.52.24

5 Year TIP

View 5 Year TIP Phase Grouping Crosswalk DISTRICT 7

Fund	<2016	2016	2017	2018	2019	2020	>2020	All Years
Item Number: 434807 1 Project Description: US 19 (SR 55) FROM S OF LIVE OAK ST TO N OF BRITTANY PARK BLVD *SIS*								
District: 07 County: PINELLAS Type of Work: RESURFACING Project Length: 1.320								
Extra Description: 6 LANES								
PRELIMINARY ENGINEERING / MANAGED BY FDOT Long Range Transportation Plan: Objective 4.2								
ACSA -ADVANCE CONSTRUCTION (SA)	668,042	0	0	0	0	0	0	668,042
DDR -DISTRICT DEDICATED REVENUE	56,520	0	0	0	0	0	0	56,520
DIH -STATE IN-HOUSE PRODUCT SUPPORT	17,138	0	0	0	0	0	0	17,138
SA -STP, ANY AREA	29,026	0	0	0	0	0	0	29,026
CONSTRUCTION / MANAGED BY FDOT								
NHRE -NAT HWY PERFORM - RESURFACING	0	0	1,861,520	0	0	0	0	1,861,520
SA -STP, ANY AREA	0	0	906,346	0	0	0	0	906,346
ENVIRONMENTAL / MANAGED BY FDOT								
DS -STATE PRIMARY HIGHWAYS & PTO	0	10,000	0	0	0	0	0	10,000
SA -STP, ANY AREA	0	11,126	0	0	0	0	0	11,126
Item 434807 1 Totals:	770,726	21,126	2,767,866	0	0	0	0	3,559,718
Project Total:	770,726	21,126	2,767,866	0	0	0	0	3,559,718

Effective Date: 02/05/2015 Florida Department of Transportation Run: 04/07/2015 16.52.24

5 Year TIP

View 5 Year TIP Phase Grouping Crosswalk DISTRICT 7

Fund	<2016	2016	2017	2018	2019	2020	>2020	All Years
Item Number: 434839 1 Project Description: SR 682/54TH AVE S FROM US 19 (SR 55) TO 41ST ST S *NON-SIS*								
District: 07 County: PINELLAS Type of Work: RESURFACING Project Length: .675								
Extra Description: 2 LANES								
PRELIMINARY ENGINEERING / MANAGED BY FDOT Long Range Transportation Plan: Objective 4.2								
ACSA -ADVANCE CONSTRUCTION (SA)	0	380,000	0	0	0	0	0	380,000
DIH -STATE IN-HOUSE PRODUCT SUPPORT	1,000	0	0	0	0	0	0	1,000
CONSTRUCTION / MANAGED BY FDOT								
SA -STP, ANY AREA	0	0	0	649,632	0	0	0	649,632
Item 434839 1 Totals:	1,000	380,000	0	649,632	0	0	0	1,030,632
Project Total:	1,000	380,000	0	649,632	0	0	0	1,030,632
Item Number: 434890 1 Project Description: ALT US 19 NORTH FROM SR 60 TO PASCO COUNTY LINE *NON-SIS*								
District: 07 County: PINELLAS Type of Work: ATMS - ARTERIAL TRAFFIC MGMT Project Length: 15.691								
Extra Description: ATMS/ITS								
PRELIMINARY ENGINEERING / RESPONSIBLE AGENCY NOT AVAILABLE Long Range Transportation Plan: Objective 4.1								
LFP -LOCAL FUNDS FOR PARTICIPATING	0	50,000	0	0	0	0	0	50,000
TRIP -TRANS REGIONAL INCENTIVE PROGM	0	50,000	0	0	0	0	0	50,000
CONSTRUCTION / RESPONSIBLE AGENCY NOT AVAILABLE								
LFP -LOCAL FUNDS FOR PARTICIPATING	0	0	500,000	0	0	0	0	500,000
TRIP -TRANS REGIONAL INCENTIVE PROGM	0	0	500,000	0	0	0	0	500,000
Item 434890 1 Totals:	0	100,000	1,000,000	0	0	0	0	1,100,000
Project Total:	0	100,000	1,000,000	0	0	0	0	1,100,000

Effective Date: 02/05/2015 Florida Department of Transportation Run: 04/07/2015 16.52.24

5 Year TIP

View 5 Year TIP Phase Grouping Crosswalk DISTRICT 7

Fund	<2016	2016	2017	2018	2019	2020	>2020	All Years
Item Number: 434891 1 Project Description: ALT US 19 SOUTH FROM US 19 TO SR 60 *NON-SIS*								
District: 07 County: PINELLAS Type of Work: ATMS - ARTERIAL TRAFFIC MGMT Project Length: 17.597								
Extra Description: ATMS/ITS								
PRELIMINARY ENGINEERING / RESPONSIBLE AGENCY NOT AVAILABLE Long Range Transportation Plan: Objective 4.1								
LFP -LOCAL FUNDS FOR PARTICIPATING	0	100,000	0	0	0	0	0	100,000
TRIP -TRANS REGIONAL INCENTIVE PROGM	0	100,000	0	0	0	0	0	100,000
CONSTRUCTION / RESPONSIBLE AGENCY NOT AVAILABLE								
LFP -LOCAL FUNDS FOR PARTICIPATING	0	0	1,000,000	0	0	0	0	1,000,000
TRIP -TRANS REGIONAL INCENTIVE PROGM	0	0	1,000,000	0	0	0	0	1,000,000
Item 434891 1 Totals:	0	200,000	2,000,000	0	0	0	0	2,200,000
Project Total:	0	200,000	2,000,000	0	0	0	0	2,200,000
Item Number: 435896 1 Project Description: BRIDGE PAINTING PINELLAS COUNTY VARIOUS LOCATIONS *SIS*								
District: 07 County: PINELLAS Type of Work: BRIDGE - PAINTING Project Length: .412								
Extra Description: STEEL BRIDGE PAINTING ON BR#150128 BR#150140 AND BR#150143								
PRELIMINARY ENGINEERING / MANAGED BY FDOT Long Range Transportation Plan: Objective 4.2								
BRRP -STATE BRIDGE REPAIR & REHAB	0	0	211,000	0	0	0	0	211,000
DIH -STATE IN-HOUSE PRODUCT SUPPORT	0	1,000	0	0	0	0	0	1,000
CONSTRUCTION / MANAGED BY FDOT								
BRRP -STATE BRIDGE REPAIR & REHAB	0	0	0	2,509,224	0	0	0	2,509,224
DIH -STATE IN-HOUSE PRODUCT SUPPORT	0	0	0	45,642	0	0	0	45,642
ENVIRONMENTAL / MANAGED BY FDOT								
BRRP -STATE BRIDGE REPAIR & REHAB	0	25,000	0	0	0	0	0	25,000
Item 435896 1 Totals:	0	26,000	211,000	2,554,866	0	0	0	2,791,866
Project Total:	0	26,000	211,000	2,554,866	0	0	0	2,791,866

Effective Date: 02/05/2015 Florida Department of Transportation Run: 04/07/2015 16.52.24

5 Year TIP

View 5 Year TIP Phase Grouping Crosswalk DISTRICT 7

Fund	<2016	2016	2017	2018	2019	2020	>2020	All Years
Item Number: 435909 1 Project Description: ALT US 19/SR 595 CORRIDOR STUDY I FROM PARK ST N TO BELLEAIR RD *NON-SIS*								
District: 07 County: PINELLAS Type of Work: PD&E/EMO STUDY Project Length: 10.581								
Extra Description: PDE-INCLUDES BIKE/PED PLAN, W/NO SHOULDER BIKE LANES CORRIDOR STUDY INCLUDED WITH PDE PER K.BOGEN								
P D & E / MANAGED BY FDOT Long Range Transportation Plan: Objective 4.1								
DIH -STATE IN-HOUSE PRODUCT SUPPORT	0	0	1,000	0	0	0	0	1,000
DS -STATE PRIMARY HIGHWAYS & PTO	0	0	0	800,000	0	0	0	800,000
Item 435909 1 Totals:	0	0	1,000	800,000	0	0	0	801,000
Item Number: 435909 2 Project Description: ALT US19/SR595 CORRIDOR STUDY II FM BELLEAIR RD TO PINELLAS/PASCO COUNTY LINE *NON-SIS*								
District: 07 County: PINELLAS Type of Work: PD&E/EMO STUDY Project Length: 15.691								
Extra Description: PDE-INCLUDES BIKE/PED PLAN, W/NO SHOULDER BIKE LANES CORRIDOR STUDY INCLUDED WITH PDE PER K.BOGEN								
P D & E / MANAGED BY FDOT Long Range Transportation Plan: Objective 4.1								
DIH -STATE IN-HOUSE PRODUCT SUPPORT	0	0	1,000	0	0	0	0	1,000
DS -STATE PRIMARY HIGHWAYS & PTO	0	0	0	1,200,000	0	0	0	1,200,000
Item 435909 2 Totals:	0	0	1,000	1,200,000	0	0	0	1,201,000
Project Total:	0	0	2,000	2,000,000	0	0	0	2,002,000
Item Number: 435910 1 Project Description: SR 595/PASADENA AVE CORRIDOR STUDY FROM SHORE DR S TO GULFPORT BLVD *NON-SIS*								
District: 07 County: PINELLAS Type of Work: PD&E/EMO STUDY Project Length: .527								
Extra Description: PDE-INCLUDES BIKE/PED PLAN, 6 LANES W/NO SHOULDER BIKE LANES CORRIDOR STUDY INCLUDED WITH PDE PER K.BOGEN								
P D & E / MANAGED BY FDOT Long Range Transportation Plan: Objective 4.1								
DIH -STATE IN-HOUSE PRODUCT SUPPORT	0	1,000	0	0	0	0	0	1,000
DS -STATE PRIMARY HIGHWAYS & PTO	0	0	400,000	0	0	0	0	400,000
Item 435910 1 Totals:	0	1,000	400,000	0	0	0	0	401,000
Project Total:	0	1,000	400,000	0	0	0	0	401,000

Effective Date: 02/05/2015 Florida Department of Transportation Run: 04/07/2015 16.52.24

5 Year TIP

View 5 Year TIP Phase Grouping Crosswalk DISTRICT 7

Fund	<2016	2016	2017	2018	2019	2020	>2020	All Years
Item Number: 435914 1 Project Description: US 19 PD&E FROM 70TH AVE TO SR 690/118TH AVE *NON-SIS*								
District: 07 County: PINELLAS Type of Work: PD&E/EMO STUDY Project Length: .000								
Extra Description: US 19 AT GANDY BLVD PD&E								
P D & E / MANAGED BY FDOT Long Range Transportation Plan: Objective 4.1								
DDR -DISTRICT DEDICATED REVENUE	0	1,000,000	0	0	0	0	0	1,000,000
DIH -STATE IN-HOUSE PRODUCT SUPPORT	0	1,000	0	0	0	0	0	1,000
Item 435914 1 Totals:	0	1,001,000	0	0	0	0	0	1,001,000
Item Number: 435914 2 Project Description: US 19 FROM 70TH AVE TO SR 690/118TH AVE *SIS*								
District: 07 County: PINELLAS Type of Work: PRELIMINARY ENGINEERING Project Length: 3.541								
PRELIMINARY ENGINEERING / MANAGED BY FDOT Long Range Transportation Plan: Objective 4.1								
DIH -STATE IN-HOUSE PRODUCT SUPPORT	0	0	1,000	0	0	0	0	1,000
DS -STATE PRIMARY HIGHWAYS & PTO	0	0	0	2,000,000	0	0	0	2,000,000
Item 435914 2 Totals:	0	0	1,000	2,000,000	0	0	0	2,001,000
Project Total:	0	1,001,000	1,000	2,000,000	0	0	0	3,002,000
Item Number: 436011 1 Project Description: KEYSTONE ROAD FROM E OF EAST LAKE RD TO HILLSBOROUGH COUNTY LINE *NON-SIS*								
District: 07 County: PINELLAS Type of Work: PAVE SHOULDERS Project Length: 2.566								
Extra Description: CONSTRUCT 4' PAVED SHOULDERS ON EA SIDE OF RD W/ SAFETY EDGE								
CONSTRUCTION / MANAGED BY PINELLAS COUNTY Long Range Transportation Plan: Objective 3.1								
HSP -SAFETY (HIWAY SAFETY PROGRAM)	0	809,475	0	0	0	0	0	809,475
LF -LOCAL FUNDS	0	788,525	0	0	0	0	0	788,525
Item 436011 1 Totals:	0	1,598,000	0	0	0	0	0	1,598,000
Project Total:	0	1,598,000	0	0	0	0	0	1,598,000

Effective Date: 02/05/2015 Florida Department of Transportation Run: 04/07/2015 16.52.24

5 Year TIP

View 5 Year TIP Phase Grouping Crosswalk DISTRICT 7

Fund	<2016	2016	2017	2018	2019	2020	>2020	All Years
Item Number: 436056 1 Project Description: 10TH & 11TH AVE S BOOKER CREEK BRIDGE #157235 *NON-SIS*								
District: 07 County: PINELLAS Type of Work: BRIDGE REPLACEMENT Project Length: .038								
Extra Description: BRIDGE REPLACEMENT ON 11TH AVE S BTWN 5TH ST AND US 92								
PRELIMINARY ENGINEERING / MANAGED BY FDOT Long Range Transportation Plan: Objective 4.2								
LF -LOCAL FUNDS	0	0	1,000	572,000	0	0	0	573,000
CONSTRUCTION / MANAGED BY FDOT								
ACBZ -ADVANCE CONSTRUCTION (BRTZ)	0	0	0	0	0	697,274	0	697,274
LF -LOCAL FUNDS	0	0	0	0	0	232,425	0	232,425
Item 436056 1 Totals:	0	0	1,000	572,000	0	929,699	0	1,502,699
Project Total:	0	0	1,000	572,000	0	929,699	0	1,502,699
Item Number: 436486 1 Project Description: SR 586/CURLEW RD FM E OF FISHER RD TO W OF TALLY DR/69TH ST *NON-SIS*								
District: 07 County: PINELLAS Type of Work: RESURFACING Project Length: .462								
Extra Description: 6 LANES								
PRELIMINARY ENGINEERING / MANAGED BY FDOT Long Range Transportation Plan: Objective 4.2								
DDR -DISTRICT DEDICATED REVENUE	1,752	0	0	0	0	0	0	1,752
DIH -STATE IN-HOUSE PRODUCT SUPPORT	1,000	0	0	0	0	0	0	1,000
DS -STATE PRIMARY HIGHWAYS & PTO	0	299,000	0	0	0	0	0	299,000
CONSTRUCTION / MANAGED BY FDOT								
DDR -DISTRICT DEDICATED REVENUE	0	0	0	225,945	0	0	0	225,945
DIH -STATE IN-HOUSE PRODUCT SUPPORT	0	0	0	42,149	0	0	0	42,149
SA -STP, ANY AREA	0	0	0	671,548	0	0	0	671,548
Item 436486 1 Totals:	2,752	299,000	0	939,642	0	0	0	1,241,394
Project Total:	2,752	299,000	0	939,642	0	0	0	1,241,394

Effective Date: 02/05/2015 Florida Department of Transportation Run: 04/07/2015 16.52.24

5 Year TIP

View 5 Year TIP Phase Grouping Crosswalk DISTRICT 7

Fund	<2016	2016	2017	2018	2019	2020	>2020	All Years
Item Number: 436568 1 Project Description: I-275/US 19/SR 55 FROM SKYWAY CORRIDOR TO VARIOUS LOCATIONS *SIS*								
District: 07 County: PINELLAS Type of Work: BRIDGE-REPAIR/REHABILITATION Project Length: 6.692								
Extra Description: #150213, 150214, 150038, 150189								
PRELIMINARY ENGINEERING / MANAGED BY FDOT Long Range Transportation Plan: Objective 4.2								
DIH -STATE IN-HOUSE PRODUCT SUPPORT	2,000	0	0	0	0	0	0	2,000
DSB1 -SKYWAY	300,000	0	0	0	0	0	0	300,000
CONSTRUCTION / MANAGED BY FDOT								
DIH -STATE IN-HOUSE PRODUCT SUPPORT	0	317,588	0	0	0	0	0	317,588
DSB1 -SKYWAY	0	3,323,578	0	0	0	0	0	3,323,578
Item 436568 1 Totals:	302,000	3,641,166	0	0	0	0	0	3,943,166
Project Total:	302,000	3,641,166	0	0	0	0	0	3,943,166
Item Number: 436678 1 Project Description: I-175/I-375/BAYSHORE DR DOWNTOWN ST PETERSBURG *NON-SIS*								
District: 07 County: PINELLAS Type of Work: ITS COMMUNICATION SYSTEM Project Length: .000								
Extra Description: CST ITS EQUIPMENT IN THIS HIGH PRIORITY CORRIDOR								
CONSTRUCTION / RESPONSIBLE AGENCY NOT AVAILABLE Long Range Transportation Plan: Objective 4.1								
LF -LOCAL FUNDS	0	0	0	1,800,000	0	0	0	1,800,000
TRIP -TRANS REGIONAL INCENTIVE PROGM	0	0	0	1,800,000	0	0	0	1,800,000
Item 436678 1 Totals:	0	0	0	3,600,000	0	0	0	3,600,000
Project Total:	0	0	0	3,600,000	0	0	0	3,600,000

Effective Date: 02/05/2015 Florida Department of Transportation Run: 04/07/2015 16.52.24

5 Year TIP

View 5 Year TIP Phase Grouping Crosswalk DISTRICT 7

Fund	<2016	2016	2017	2018	2019	2020	>2020	All Years
Item Number: 436697 1 Project Description: SR 699/GULF BLVD FROM PARK BLVD TO WALSINGHAM ROAD *NON-SIS*								
District: 07 County: PINELLAS Type of Work: DRAINAGE IMPROVEMENTS Project Length: 2.891								
Extra Description: DESIGN TO ADDRESS STANDING WATER ON THE BIKE/PED LANES LANES ON SR 699. D(10/8/14)								
PRELIMINARY ENGINEERING / MANAGED BY FDOT Long Range Transportation Plan: Objective 4.2								
DIH -STATE IN-HOUSE PRODUCT SUPPORT	1,000	1,000	0	0	0	0	0	2,000
DS -STATE PRIMARY HIGHWAYS & PTO	0	633,000	0	0	0	0	0	633,000
Item 436697 1 Totals:	1,000	634,000	0	0	0	0	0	635,000
Project Total:	1,000	634,000	0	0	0	0	0	635,000
Item Number: 437042 1 Project Description: ALT US 19 (SR 595) AT NEBRASKA AVENUE *NON-SIS*								
District: 07 County: PINELLAS Type of Work: TRAFFIC SIGNALS Project Length: 8.147								
Extra Description: INSTALL TRAFFIC SIGNAL AND INTERSECTION IMPROVEMENTS								
CONSTRUCTION / RESPONSIBLE AGENCY NOT AVAILABLE Long Range Transportation Plan: Objective 4.2								
CIGP -COUNTY INCENTIVE GRANT PROGRAM	0	250,000	0	0	0	0	0	250,000
LFP -LOCAL FUNDS FOR PARTICIPATING	0	250,000	0	0	0	0	0	250,000
Item 437042 1 Totals:	0	500,000	0	0	0	0	0	500,000
Project Total:	0	500,000	0	0	0	0	0	500,000
Item Number: 437043 1 Project Description: NE COACHMAN ROAD AND OLD COACHMAN ROAD *NON-SIS*								
District: 07 County: PINELLAS Type of Work: INTERSECTION IMPROVEMENT Project Length: 2.685								
Extra Description: RECONSTRUCTING AND WIDENING THE INTERSECTION								
PRELIMINARY ENGINEERING / RESPONSIBLE AGENCY NOT AVAILABLE Long Range Transportation Plan: Objective 4.1								
CIGP -COUNTY INCENTIVE GRANT PROGRAM	0	120,000	0	0	0	0	0	120,000
LFP -LOCAL FUNDS FOR PARTICIPATING	0	120,000	0	0	0	0	0	120,000
CONSTRUCTION / RESPONSIBLE AGENCY NOT AVAILABLE								
CIGP -COUNTY INCENTIVE GRANT PROGRAM	0	0	424,085	0	0	0	0	424,085
LFP -LOCAL FUNDS FOR PARTICIPATING	0	0	424,085	0	0	0	0	424,085
Item 437043 1 Totals:	0	240,000	848,170	0	0	0	0	1,088,170
Project Total:	0	240,000	848,170	0	0	0	0	1,088,170

Effective Date: 02/05/2015 Florida Department of Transportation Run: 04/07/2015 16.52.24

5 Year TIP

View 5 Year TIP Phase Grouping Crosswalk DISTRICT 7

Fund	<2016	2016	2017	2018	2019	2020	>2020	All Years
Item Number: 437045 1 Project Description: SR 699 (GULF BLVD) AND CR 150 (107TH AVE) *NON-SIS*								
District: 07 County: PINELLAS Type of Work: ITS COMMUNICATION SYSTEM Project Length: .000								
Extra Description: INSTALL ITS EQUIPMENT/DMS FOR CONGESTION MANAGEMENT								
CONSTRUCTION / RESPONSIBLE AGENCY NOT AVAILABLE Long Range Transportation Plan: Objective 4.1								
CIGP -COUNTY INCENTIVE GRANT PROGRAM	0	0	0	0	300,000	0	0	300,000
LFP -LOCAL FUNDS FOR PARTICIPATING	0	0	0	0	300,000	0	0	300,000
Item 437045 1 Totals:	0	0	0	0	600,000	0	0	600,000
Project Total:	0	0	0	0	600,000	0	0	600,000
Item Number: 437046 1 Project Description: PHASE 3 ATMS VARIOUS LOCATIONS *NON-SIS*								
District: 07 County: PINELLAS Type of Work: ATMS - ARTERIAL TRAFFIC MGMT Project Length: .000								
Extra Description: EXPANSION PROJECT FOR ATMS/ITS AT VARIOUS LOCATIONS								
PRELIMINARY ENGINEERING / RESPONSIBLE AGENCY NOT AVAILABLE Long Range Transportation Plan: Objective 4.1								
CIGP -COUNTY INCENTIVE GRANT PROGRAM	0	200,000	0	0	0	0	0	200,000
LFP -LOCAL FUNDS FOR PARTICIPATING	0	200,000	0	0	0	0	0	200,000
Item 437046 1 Totals:	0	400,000	0	0	0	0	0	400,000
Project Total:	0	400,000	0	0	0	0	0	400,000

Effective Date: 02/05/2015 Florida Department of Transportation Run: 04/07/2015 16.52.24

5 Year TIP

View 5 Year TIP Phase Grouping Crosswalk DISTRICT 7

Fund	<2016	2016	2017	2018	2019	2020	>2020	All Years
Item Number: 437047 1 Project Description: CR 611 (49TH ST N) FROM 46TH AVE N TO SR 60 *NON-SIS*								
District: 07 County: PINELLAS Type of Work: ITS COMMUNICATION SYSTEM Project Length: .503								
Extra Description: INSTALLATION OF ATMS/ITS EQUIPMENT								
PRELIMINARY ENGINEERING / RESPONSIBLE AGENCY NOT AVAILABLE Long Range Transportation Plan: Objective 4.1								
CIGP -COUNTY INCENTIVE GRANT PROGRAM	0	0	0	133,500	0	0	0	133,500
LFP -LOCAL FUNDS FOR PARTICIPATING	0	0	0	133,500	0	0	0	133,500
CONSTRUCTION / RESPONSIBLE AGENCY NOT AVAILABLE								
CIGP -COUNTY INCENTIVE GRANT PROGRAM	0	0	0	0	1,548,300	0	0	1,548,300
LFP -LOCAL FUNDS FOR PARTICIPATING	0	0	0	0	1,548,300	0	0	1,548,300
Item 437047 1 Totals:	0	0	0	267,000	3,096,600	0	0	3,363,600
Project Total:	0	0	0	267,000	3,096,600	0	0	3,363,600
Item Number: 437138 1 Project Description: CR 694 (PARK BLVD) AT STARKEY RD INTERSECTION IMPROVEMENT *NON-SIS*								
District: 07 County: PINELLAS Type of Work: INTERSECTION IMPROVEMENT Project Length: .000								
CONSTRUCTION / RESPONSIBLE AGENCY NOT AVAILABLE Long Range Transportation Plan: Objective 4.1								
LF -LOCAL FUNDS	0	5,400,000	0	0	0	0	0	5,400,000
LFP -LOCAL FUNDS FOR PARTICIPATING	0	1,850,000	0	0	0	0	0	1,850,000
TRIP -TRANS REGIONAL INCENTIVE PROGM	0	1,850,000	0	0	0	0	0	1,850,000
Item 437138 1 Totals:	0	9,100,000	0	0	0	0	0	9,100,000
Project Total:	0	9,100,000	0	0	0	0	0	9,100,000

Effective Date: 02/05/2015 Florida Department of Transportation Run: 04/07/2015 16.52.24

5 Year TIP

View 5 Year TIP Phase Grouping Crosswalk
DISTRICT 7

Fund	<2016	2016	2017	2018	2019	2020	>2020	All Years
TRANSPORTATION PLANNING								
Item Number: 259397 1 Project Description: PINELLAS COUNTY UPWP *NON-SIS*								
District: 07 County: PINELLAS Type of Work: TRANSPORTATION PLANNING Project Length: .000								
Extra Description: TRANSPORTATION PLANNING ACTIVITIES								
PLANNING / RESPONSIBLE AGENCY NOT AVAILABLE Long Range Transportation Plan: Goals 1-6								
PL -METRO PLAN (85% FA; 15% OTHER)	12,961,871	872,164	872,164	872,164	872,164	872,164	0	17,322,691
PLAC -METRO PLAN (AC/REGULAR)	814,758	0	0	0	0	0	0	814,758
Item 259397 1 Totals:	13,776,629	872,164	872,164	872,164	872,164	872,164	0	18,137,449
Project Total:	13,776,629	872,164	872,164	872,164	872,164	872,164	0	18,137,449
Item Number: 430015 1 Project Description: PINELLAS COUNTY MPO PLANNING/UPDATES *NON-SIS*								
District: 07 County: PINELLAS Type of Work: PLANNING MODELS/DATA UPDATE Project Length: .000								
PLANNING / RESPONSIBLE AGENCY NOT AVAILABLE Long Range Transportation Plan: Goals 1-6								
SU -STP, URBAN AREAS > 200K	1,400,000	350,000	350,000	350,000	350,000	350,000	0	3,150,000
Item 430015 1 Totals:	1,400,000	350,000	350,000	350,000	350,000	350,000	0	3,150,000
Project Total:	1,400,000	350,000	350,000	350,000	350,000	350,000	0	3,150,000

5 Year TIP**View 5 Year TIP Phase Grouping Crosswalk
DISTRICT 7**

Fund	<2016	2016	2017	2018	2019	2020	>2020	All Years
MAINTENANCE								
Item Number: 400575 1 Project Description: PINELLAS CO (15) *NON-SIS*								
District: 07 County: PINELLAS Type of Work: ROUTINE MAINTENANCE Project Length: .000								
BRDG/RDWY/CONTRACT MAINT / MANAGED BY FDOT Long Range Transportation Plan: Objective 4.2								
D -UNRESTRICTED STATE PRIMARY	64,603,063	3,000,000	3,000,000	3,000,000	3,000,000	3,000,000	0	79,603,063
Item 400575 1 Totals:	64,603,063	3,000,000	3,000,000	3,000,000	3,000,000	3,000,000	0	79,603,063
Item Number: 400575 2 Project Description: PINELLAS CO (15) *NON-SIS*								
District: 07 County: PINELLAS Type of Work: ROUTINE MAINTENANCE Project Length: .000								
BRDG/RDWY/CONTRACT MAINT / MANAGED BY FDOT Long Range Transportation Plan: Objective 4.2								
-TOTAL OUTSIDE YEARS	1	0	0	0	0	0	0	1
Item 400575 2 Totals:	1	0	0	0	0	0	0	1
Project Total:	64,603,064	3,000,000	3,000,000	3,000,000	3,000,000	3,000,000	0	79,603,064
Item Number: 401072 1 Project Description: PINELLAS CO (15) BAYWAY *NON-SIS*								
District: 07 County: PINELLAS Type of Work: ROUTINE MAINTENANCE Project Length: .000								
BRDG/RDWY/CONTRACT MAINT / MANAGED BY FDOT Long Range Transportation Plan: Objective 4.2								
TM03 -PINELLAS BAYWAY	828,466	20,000	20,000	20,000	20,000	20,000	0	928,466
Item 401072 1 Totals:	828,466	20,000	20,000	20,000	20,000	20,000	0	928,466
Project Total:	828,466	20,000	20,000	20,000	20,000	20,000	0	928,466
Item Number: 401073 1 Project Description: PINELLAS CO (15) SKYWAY *NON-SIS*								
District: 07 County: PINELLAS Type of Work: ROUTINE MAINTENANCE Project Length: .000								
BRDG/RDWY/CONTRACT MAINT / MANAGED BY FDOT Long Range Transportation Plan: Objective 4.2								
TM01 -SUNSHINE SKYWAY	1,841,960	120,000	120,000	120,000	120,000	120,000	0	2,441,960
Item 401073 1 Totals:	1,841,960	120,000	120,000	120,000	120,000	120,000	0	2,441,960
Project Total:	1,841,960	120,000	120,000	120,000	120,000	120,000	0	2,441,960

Effective Date: 02/05/2015 Florida Department of Transportation Run: 04/07/2015 16.52.24

5 Year TIP

View 5 Year TIP Phase Grouping Crosswalk DISTRICT 7

Fund	<2016	2016	2017	2018	2019	2020	>2020	All Years
Item Number: 401693 1 Project Description: PINELLAS CO (15) *SIS*								
District: 07 County: PINELLAS Type of Work: ROUTINE MAINTENANCE Project Length: .000								
BRDG/RDWY/CONTRACT MAINT / MANAGED BY FDOT Long Range Transportation Plan: Objective 4.2								
D -UNRESTRICTED STATE PRIMARY	2,840,916	30,000	30,000	30,000	30,000	30,000	0	2,990,916
Item 401693 1 Totals:	2,840,916	30,000	30,000	30,000	30,000	30,000	0	2,990,916
Item Number: 401693 2 Project Description: PINELLAS CO (15) *SIS*								
District: 07 County: PINELLAS Type of Work: ROUTINE MAINTENANCE Project Length: .000								
BRDG/RDWY/CONTRACT MAINT / MANAGED BY FDOT Long Range Transportation Plan: Objective 4.2								
-TOTAL OUTSIDE YEARS	1	0	0	0	0	0	0	1
Item 401693 2 Totals:	1	0	0	0	0	0	0	1
Project Total:	2,840,917	30,000	30,000	30,000	30,000	30,000	0	2,990,917
Item Number: 416810 1 Project Description: PINELLAS BAYWAY TOLL FACILITIES MAINTENANCE *SIS*								
District: 07 County: PINELLAS Type of Work: TOLL PLAZA Project Length: .000								
BRDG/RDWY/CONTRACT MAINT / MANAGED BY FDOT Long Range Transportation Plan: Objective 4.2								
TM03 -PINELLAS BAYWAY	886,711	83,575	84,275	84,275	84,275	84,275	168,550	1,475,936
Item 416810 1 Totals:	886,711	83,575	84,275	84,275	84,275	84,275	168,550	1,475,936
Project Total:	886,711	83,575	84,275	84,275	84,275	84,275	168,550	1,475,936
Item Number: 432895 1 Project Description: ASSET MAINTENANCE PINELLAS COUNTY *NON-SIS*								
District: 07 County: PINELLAS Type of Work: ROUTINE MAINTENANCE Project Length: .000								
BRDG/RDWY/CONTRACT MAINT / MANAGED BY FDOT Long Range Transportation Plan: Objective 4.2								
D -UNRESTRICTED STATE PRIMARY	3,305,412	4,038,150	4,699,545	4,699,545	4,699,545	4,699,545	0	26,141,742
TM03 -PINELLAS BAYWAY	276,910	184,620	184,622	184,622	184,622	184,622	0	1,200,018
Item 432895 1 Totals:	3,582,322	4,222,770	4,884,167	4,884,167	4,884,167	4,884,167	0	27,341,760
Project Total:	3,582,322	4,222,770	4,884,167	4,884,167	4,884,167	4,884,167	0	27,341,760

Effective Date: 02/05/2015 Florida Department of Transportation Run: 04/07/2015 16.52.24

5 Year TIP

View 5 Year TIP Phase Grouping Crosswalk
DISTRICT 7

Fund	<2016	2016	2017	2018	2019	2020	>2020	All Years
FLP: AVIATION								
Item Number: 429612 1 Project Description: ST PETERSBURG CLEARWATER INTERNATIONAL AIRPORT - REHAB								
RUNWAY 18/36 *SIS*								
District: 07 County: PINELLAS Type of Work: AVIATION PRESERVATION PROJECT Project Length: .000								
CAPITAL / RESPONSIBLE AGENCY NOT AVAILABLE Long Range Transportation Plan: Policy 1.3.2								
DDR -DISTRICT DEDICATED REVENUE	180,000	0	0	0	0	0	0	180,000
DPTO -STATE - PTO	0	0	167,500	0	0	0	0	167,500
FAA -FEDERAL AVIATION ADMIN	6,650,000	0	5,465,000	0	0	0	0	12,115,000
LF -LOCAL FUNDS	180,000	0	165,700	0	0	0	0	345,700
Item 429612 1 Totals:	7,010,000	0	5,798,200	0	0	0	0	12,808,200
Project Total:	7,010,000	0	5,798,200	0	0	0	0	12,808,200
Item Number: 429613 1 Project Description: ST PETERSBURG CLEARWATER INTERNATIONAL AIRPORT - AIRPORT MAINT BLDG								
SIS								
District: 07 County: PINELLAS Type of Work: AVIATION REVENUE/OPERATIONAL Project Length: .000								
Extra Description: NEW AIRPORT MAINTENANCE BUILDING								
CAPITAL / RESPONSIBLE AGENCY NOT AVAILABLE Long Range Transportation Plan: Policy 1.3.2								
DPTO -STATE - PTO	0	750,000	0	0	0	0	0	750,000
LF -LOCAL FUNDS	0	750,000	0	0	0	0	0	750,000
Item 429613 1 Totals:	0	1,500,000	0	0	0	0	0	1,500,000
Project Total:	0	1,500,000	0	0	0	0	0	1,500,000

Effective Date: 02/05/2015 Florida Department of Transportation Run: 04/07/2015 16.52.24

5 Year TIP

View 5 Year TIP Phase Grouping Crosswalk
DISTRICT 7

Fund	<2016	2016	2017	2018	2019	2020	>2020	All Years
Item Number: 429625 1 Project Description: ALBERT WHITTED AIRPORT - CONSTRUCT 2ND NEW 12,000+ SQ/FT HANGAR *NON-SIS*								
District: 07 County: PINELLAS Type of Work: AVIATION REVENUE/OPERATIONAL Project Length: .000								
Extra Description: REPLACE HANGAR #2								
CAPITAL / RESPONSIBLE AGENCY NOT AVAILABLE Long Range Transportation Plan: Policy 1.3.2								
DPTO -STATE - PTO	0	1,600,000	0	0	0	0	0	1,600,000
LF -LOCAL FUNDS	0	400,000	0	0	0	0	0	400,000
Item 429625 1 Totals:	0	2,000,000	0	0	0	0	0	2,000,000
Project Total:	0	2,000,000	0	0	0	0	0	2,000,000
Item Number: 431791 1 Project Description: ALBERT WHITTED AIRPORT - CONSTRUCT 3RD NEW 12,000+ SQ/FT HANGAR *NON-SIS*								
District: 07 County: PINELLAS Type of Work: AVIATION REVENUE/OPERATIONAL Project Length: .000								
Extra Description: BETWEEN HANGAR #1 & #2								
CAPITAL / RESPONSIBLE AGENCY NOT AVAILABLE Long Range Transportation Plan: Policy 1.3.2								
DDR -DISTRICT DEDICATED REVENUE	0	0	600,000	0	0	0	0	600,000
DPTO -STATE - PTO	0	600,000	0	0	0	0	0	600,000
LF -LOCAL FUNDS	0	150,000	150,000	0	0	0	0	300,000
Item 431791 1 Totals:	0	750,000	750,000	0	0	0	0	1,500,000
Project Total:	0	750,000	750,000	0	0	0	0	1,500,000

Effective Date: 02/05/2015 Florida Department of Transportation Run: 04/07/2015 16.52.24

5 Year TIP

View 5 Year TIP Phase Grouping Crosswalk DISTRICT 7

Fund	<2016	2016	2017	2018	2019	2020	>2020	All Years
Item Number: 431793 1 Project Description: CLEARWATER AIRPARK - INSTALL WEATHER REPORTING EQUIPMENT (AWOS) *NON-SIS*								
District: 07 County: PINELLAS Type of Work: AVIATION SAFETY PROJECT Project Length: .000								
CAPITAL / RESPONSIBLE AGENCY NOT AVAILABLE Long Range Transportation Plan: Policy 1.3.2								
DDR -DISTRICT DEDICATED REVENUE	0	80,000	0	0	0	0	0	80,000
LF -LOCAL FUNDS	0	20,000	0	0	0	0	0	20,000
Item 431793 1 Totals:	0	100,000	0	0	0	0	0	100,000
Project Total:	0	100,000	0	0	0	0	0	100,000
Item Number: 431794 1 Project Description: CLEARWATER AIRPARK - CONSTRUCT MULTIPLANE HANGAR *NON-SIS*								
District: 07 County: PINELLAS Type of Work: AVIATION REVENUE/OPERATIONAL Project Length: .000								
CAPITAL / RESPONSIBLE AGENCY NOT AVAILABLE Long Range Transportation Plan: Policy 1.3.2								
DDR -DISTRICT DEDICATED REVENUE	0	0	560,000	0	0	0	0	560,000
LF -LOCAL FUNDS	0	0	140,000	0	0	0	0	140,000
Item 431794 1 Totals:	0	0	700,000	0	0	0	0	700,000
Project Total:	0	0	700,000	0	0	0	0	700,000
Item Number: 431795 1 Project Description: ST PETERSBURG CLEARWATER INTERNATIONAL AIRPORT - AIRCO SITE DEVELOPMNT *SIS*								
District: 07 County: PINELLAS Type of Work: AVIATION PRESERVATION PROJECT Project Length: .000								
CAPITAL / RESPONSIBLE AGENCY NOT AVAILABLE Long Range Transportation Plan: Policy 1.3.2								
DDR -DISTRICT DEDICATED REVENUE	0	0	708,003	0	0	0	0	708,003
LF -LOCAL FUNDS	0	0	708,003	0	0	0	0	708,003
Item 431795 1 Totals:	0	0	1,416,006	0	0	0	0	1,416,006
Project Total:	0	0	1,416,006	0	0	0	0	1,416,006

Effective Date: 02/05/2015 Florida Department of Transportation Run: 04/07/2015 16.52.24

5 Year TIP

View 5 Year TIP Phase Grouping Crosswalk DISTRICT 7

Fund	<2016	2016	2017	2018	2019	2020	>2020	All Years
Item Number: 432977 1 Project Description: CLEARWATER AIRPARK - AIRPORT GROUND SUPPORT EQUIPMENT REPLACEMENT *NON-SIS*								
District: 07 County: PINELLAS Type of Work: AVIATION REVENUE/OPERATIONAL Project Length: .000								
CAPITAL / RESPONSIBLE AGENCY NOT AVAILABLE Long Range Transportation Plan: Policy 1.3.2								
DPTO -STATE - PTO	0	0	0	80,000	0	0	0	80,000
LF -LOCAL FUNDS	0	0	0	20,000	0	0	0	20,000
Item 432977 1 Totals:	0	0	0	100,000	0	0	0	100,000
Project Total:	0	0	0	100,000	0	0	0	100,000
Item Number: 432978 1 Project Description: ALBERT WHITTED AIRPORT - REPLACEMENT OF T-HANGAR BUILDINGS *NON-SIS*								
District: 07 County: PINELLAS Type of Work: AVIATION REVENUE/OPERATIONAL Project Length: .000								
CAPITAL / RESPONSIBLE AGENCY NOT AVAILABLE Long Range Transportation Plan: Policy 1.3.2								
DDR -DISTRICT DEDICATED REVENUE	0	0	0	1,600,000	0	0	0	1,600,000
LF -LOCAL FUNDS	0	0	0	400,000	0	0	0	400,000
Item 432978 1 Totals:	0	0	0	2,000,000	0	0	0	2,000,000
Project Total:	0	0	0	2,000,000	0	0	0	2,000,000
Item Number: 435217 1 Project Description: ALBERT WHITTED AIRPORT - DESIGN AND CONSTRUCT HANGARS *NON-SIS*								
District: 07 County: PINELLAS Type of Work: AVIATION REVENUE/OPERATIONAL Project Length: .000								
CAPITAL / RESPONSIBLE AGENCY NOT AVAILABLE Long Range Transportation Plan: Policy 1.3.2								
DPTO -STATE - PTO	0	0	0	0	750,000	0	0	750,000
LF -LOCAL FUNDS	0	0	0	0	750,000	0	0	750,000
Item 435217 1 Totals:	0	0	0	0	1,500,000	0	0	1,500,000
Project Total:	0	0	0	0	1,500,000	0	0	1,500,000

Effective Date: 02/05/2015 Florida Department of Transportation Run: 04/07/2015 16.52.24

5 Year TIP

View 5 Year TIP Phase Grouping Crosswalk DISTRICT 7

Fund	<2016	2016	2017	2018	2019	2020	>2020	All Years
Item Number: 435222 1 Project Description: CLEARWATER AIRPARK - REPLACE HANGAR C *NON-SIS*								
District: 07 County: PINELLAS Type of Work: AVIATION REVENUE/OPERATIONAL Project Length: .000								
CAPITAL / RESPONSIBLE AGENCY NOT AVAILABLE Long Range Transportation Plan: Policy 1.3.2								
DPTO -STATE - PTO	0	0	0	0	960,000	0	0	960,000
LF -LOCAL FUNDS	0	0	0	0	240,000	0	0	240,000
Item 435222 1 Totals:	0	0	0	0	1,200,000	0	0	1,200,000
Project Total:	0	0	0	0	1,200,000	0	0	1,200,000
Item Number: 435227 1 Project Description: CLEARWATER AIRPARK - CONSTRUCT TERMINAL *NON-SIS*								
District: 07 County: PINELLAS Type of Work: AVIATION REVENUE/OPERATIONAL Project Length: .000								
CAPITAL / RESPONSIBLE AGENCY NOT AVAILABLE Long Range Transportation Plan: Policy 1.3.2								
DDR -DISTRICT DEDICATED REVENUE	0	0	0	0	2,751,530	0	0	2,751,530
DPTO -STATE - PTO	0	0	0	0	128,470	160,000	0	288,470
LF -LOCAL FUNDS	0	0	0	0	720,000	40,000	0	760,000
Item 435227 1 Totals:	0	0	0	0	3,600,000	200,000	0	3,800,000
Project Total:	0	0	0	0	3,600,000	200,000	0	3,800,000
Item Number: 435228 1 Project Description: ALBERT WHITTED AIRPORT - MASTER PLAN UPDATE *NON-SIS*								
District: 07 County: PINELLAS Type of Work: AVIATION CAPACITY PROJECT Project Length: .000								
CAPITAL / RESPONSIBLE AGENCY NOT AVAILABLE Long Range Transportation Plan: Policy 1.3.3								
DPTO -STATE - PTO	0	0	0	0	12,000	0	0	12,000
FAA -FEDERAL AVIATION ADMIN	0	0	0	0	135,000	0	0	135,000
LF -LOCAL FUNDS	0	0	0	0	3,000	0	0	3,000
Item 435228 1 Totals:	0	0	0	0	150,000	0	0	150,000
Project Total:	0	0	0	0	150,000	0	0	150,000

Effective Date: 02/05/2015 Florida Department of Transportation Run: 04/07/2015 16.52.24

5 Year TIP

View 5 Year TIP Phase Grouping Crosswalk DISTRICT 7

Fund	<2016	2016	2017	2018	2019	2020	>2020	All Years
Item Number: 435229 1 Project Description: ST PETERSBURG CLEARWATER INTERNATIONAL AIRPORT - CONSTRUCT BUILDING *SIS*								
District: 07 County: PINELLAS Type of Work: AVIATION SAFETY PROJECT Project Length: .000								
Extra Description: CONSTRUCT AIRCRAFT RESCUE AND FIRE FIGHTING BUILDING								
<u>CAPITAL / RESPONSIBLE AGENCY NOT AVAILABLE</u> Long Range Transportation Plan: Policy 1.3.2								
DPTO -STATE - PTO	0	0	0	0	75,000	0	0	75,000
FAA -FEDERAL AVIATION ADMIN	0	0	0	0	1,350,000	0	0	1,350,000
LF -LOCAL FUNDS	0	0	0	0	75,000	0	0	75,000
Item 435229 1 Totals:	0	0	0	0	1,500,000	0	0	1,500,000
Project Total:	0	0	0	0	1,500,000	0	0	1,500,000
Item Number: 435230 1 Project Description: ST PETERSBURG CLEARWATER INTERNATIONAL AIRPORT - EMERGENCY GENERATOR *SIS*								
District: 07 County: PINELLAS Type of Work: AVIATION SAFETY PROJECT Project Length: .000								
Extra Description: EMERGENCY GENERATOR INSTALLATION								
<u>CAPITAL / RESPONSIBLE AGENCY NOT AVAILABLE</u> Long Range Transportation Plan: Policy 1.3.2								
DPTO -STATE - PTO	0	0	0	0	75,000	0	0	75,000
FAA -FEDERAL AVIATION ADMIN	0	0	0	0	1,350,000	0	0	1,350,000
LF -LOCAL FUNDS	0	0	0	0	75,000	0	0	75,000
Item 435230 1 Totals:	0	0	0	0	1,500,000	0	0	1,500,000
Project Total:	0	0	0	0	1,500,000	0	0	1,500,000
Item Number: 436794 1 Project Description: ST PETE-CLEARWATER INT'L AIRPORT - APRON EXPANSION SEPARATION *SIS*								
District: 07 County: PINELLAS Type of Work: AVIATION PRESERVATION PROJECT Project Length: .000								
Extra Description: FREIGHT AND PASSENGER								
<u>CAPITAL / RESPONSIBLE AGENCY NOT AVAILABLE</u> Long Range Transportation Plan: Policy 1.3.2								
GMR -GROWTH MANAGEMENT FOR SIS	0	0	0	0	0	4,500,000	0	4,500,000
Item 436794 1 Totals:	0	0	0	0	0	4,500,000	0	4,500,000
Project Total:	0	0	0	0	0	4,500,000	0	4,500,000

Effective Date: 02/05/2015 Florida Department of Transportation Run: 04/07/2015 16.52.24

5 Year TIP

View 5 Year TIP Phase Grouping Crosswalk DISTRICT 7

Fund	<2016	2016	2017	2018	2019	2020	>2020	All Years
Item Number: 436796 1 Project Description: ALBERT WHITTED - DESIGN OF RUNWAY 18/36 AND STUB CONNECTORS *NON-SIS*								
District: 07 County: PINELLAS Type of Work: AVIATION REVENUE/OPERATIONAL Project Length: .000								
CAPITAL / RESPONSIBLE AGENCY NOT AVAILABLE Long Range Transportation Plan: Policy 1.3.2								
DPTO -STATE - PTO	0	0	0	0	0	20,000	0	20,000
FAA -FEDERAL AVIATION ADMIN	0	0	0	0	0	225,000	0	225,000
LF -LOCAL FUNDS	0	0	0	0	0	5,000	0	5,000
Item 436796 1 Totals:	0	0	0	0	0	250,000	0	250,000
Project Total:	0	0	0	0	0	250,000	0	250,000
Item Number: 436797 1 Project Description: ALBERT WHITTED - DESIGN OF PAPI AND REILS FOR RUNWAY 18/36 *NON-SIS*								
District: 07 County: PINELLAS Type of Work: AVIATION PRESERVATION PROJECT Project Length: .000								
CAPITAL / RESPONSIBLE AGENCY NOT AVAILABLE Long Range Transportation Plan: Policy 1.3.2								
DPTO -STATE - PTO	0	0	0	0	0	1,600	0	1,600
FAA -FEDERAL AVIATION ADMIN	0	0	0	0	0	18,000	0	18,000
LF -LOCAL FUNDS	0	0	0	0	0	400	0	400
Item 436797 1 Totals:	0	0	0	0	0	20,000	0	20,000
Project Total:	0	0	0	0	0	20,000	0	20,000
Item Number: 436799 1 Project Description: ST PETE-CLEARWATER AIRPORT - RELOCATE AIRFIELD ELECTRIC VAULT *SIS*								
District: 07 County: PINELLAS Type of Work: AVIATION PRESERVATION PROJECT Project Length: .000								
CAPITAL / RESPONSIBLE AGENCY NOT AVAILABLE Long Range Transportation Plan: Policy 1.3.2								
DPTO -STATE - PTO	0	0	0	0	0	125,000	0	125,000
LF -LOCAL FUNDS	0	0	0	0	0	125,000	0	125,000
Item 436799 1 Totals:	0	0	0	0	0	250,000	0	250,000
Project Total:	0	0	0	0	0	250,000	0	250,000

Effective Date: 02/05/2015 Florida Department of Transportation Run: 04/07/2015 16.52.24

5 Year TIP

View 5 Year TIP Phase Grouping Crosswalk
DISTRICT 7

Fund	<2016	2016	2017	2018	2019	2020	>2020	All Years
Item Number: 436800 1 Project Description: ST PETE-CLEARWATER INT'L AIPORT - CLOSE RUNWAY 9/27 CONVERT TO TAXIWAY *SIS*								
District: 07 County: PINELLAS Type of Work: AVIATION PRESERVATION PROJECT Project Length: .000								
CAPITAL / RESPONSIBLE AGENCY NOT AVAILABLE Long Range Transportation Plan: Policy 1.3.2								
DPTO -STATE - PTO	0	0	0	0	0	75,000	0	75,000
FAA -FEDERAL AVIATION ADMIN	0	0	0	0	0	3,390,000	0	3,390,000
LF -LOCAL FUNDS	0	0	0	0	0	750,000	0	750,000
Item 436800 1 Totals:	0	0	0	0	0	4,215,000	0	4,215,000
Project Total:	0	0	0	0	0	4,215,000	0	4,215,000

Effective Date: 02/05/2015 Florida Department of Transportation Run: 04/07/2015 16.52.24

5 Year TIP

View 5 Year TIP Phase Grouping Crosswalk
DISTRICT 7

Fund	<2016	2016	2017	2018	2019	2020	>2020	All Years
FLP: TRANSIT								
Item Number: 402513 1 Project Description: PSTA PUBLIC TRANSIT BLOCK GRANT PROGRAM *NON-SIS*								
District: 07 County: PINELLAS Type of Work: OPERATING FOR FIXED ROUTE Project Length: .000								
Extra Description: OPERATIONAL ASSISTANCE								
OPERATIONS / MANAGED BY PINELLAS COUNTY Long Range Transportation Plan: Objective 2.2								
DDR -DISTRICT DEDICATED REVENUE	16,193,815	3,356,085	4,047,291	4,249,877	2,214,492	4,650,433	0	34,711,993
DPTO -STATE - PTO	13,279,585	825,229	132,104	37,563	2,214,492	0	0	16,488,973
DS -STATE PRIMARY HIGHWAYS & PTO	22,024,260	0	0	0	0	0	0	22,024,260
LF -LOCAL FUNDS	45,943,606	4,181,314	4,179,395	4,287,440	4,428,984	4,650,433	0	67,671,172
Item 402513 1 Totals:	97,441,266	8,362,628	8,358,790	8,574,880	8,857,968	9,300,866	0	140,896,398
Project Total:	97,441,266	8,362,628	8,358,790	8,574,880	8,857,968	9,300,866	0	140,896,398
Item Number: 402514 1 Project Description: PINELLAS COUNTY MPO TRANSIT PLANNING SECTION 5305 *NON-SIS*								
District: 07 County: PINELLAS Type of Work: PTO STUDIES Project Length: .000								
Extra Description: SECTION 5305 MPO TRANSPORTATION PLANNING								
PLANNING / MANAGED BY PINELLAS COUNTY MPO Long Range Transportation Plan: Objective 2.2								
DDR -DISTRICT DEDICATED REVENUE	244,507	33,080	33,080	34,073	34,073	35,095	0	413,908
DPTO -STATE - PTO	217,569	0	0	0	0	0	0	217,569
DS -STATE PRIMARY HIGHWAYS & PTO	99,439	0	0	0	0	0	0	99,439
DU -STATE PRIMARY/FEDERAL REIMB	4,492,127	264,644	264,644	272,583	272,583	280,760	0	5,847,341
LF -LOCAL FUNDS	561,520	33,080	33,080	34,073	34,073	35,095	0	730,921
Item 402514 1 Totals:	5,615,162	330,804	330,804	340,729	340,729	350,950	0	7,309,178
Project Total:	5,615,162	330,804	330,804	340,729	340,729	350,950	0	7,309,178

Effective Date: 02/05/2015 Florida Department of Transportation Run: 04/07/2015 16.52.24

5 Year TIP

View 5 Year TIP Phase Grouping Crosswalk DISTRICT 7

Fund	<2016	2016	2017	2018	2019	2020	>2020	All Years
Item Number: 402520 1 Project Description: PSTA FTA-SECTION 5307 *NON-SIS*								
District: 07 County: PINELLAS Type of Work: CAPITAL FOR FIXED ROUTE Project Length: .000								
Extra Description: CAPITAL ASSISTANCE								
CAPITAL / MANAGED BY PINELLAS COUNTY Long Range Transportation Plan: Objective 2.2								
FTA -FEDERAL TRANSIT ADMINISTRATION	84,746,182	13,564,727	14,009,171	14,609,171	14,609,171	0	0	141,538,422
FTAT -FHWA TRANSFER TO FTA (NON-BUD)	2,300,000	0	0	0	0	0	0	2,300,000
S117 -STP EARMARKS - 2005	2,300,000	0	0	0	0	0	0	2,300,000
Item 402520 1 Totals:	89,346,182	13,564,727	14,009,171	14,609,171	14,609,171	0	0	146,138,422
Project Total:	89,346,182	13,564,727	14,009,171	14,609,171	14,609,171	0	0	146,138,422
Item Number: 410695 1 Project Description: PSTA TRANSIT CORRIDOR PROGRAM 100X-OPERATING *NON-SIS*								
District: 07 County: PINELLAS Type of Work: URBAN CORRIDOR IMPROVEMENTS Project Length: .000								
Extra Description: EXPRESS SERVICE LARGO TO TAMPA DOWNTOWN (ROUTE 100X)								
OPERATIONS / MANAGED BY PINELLAS COUNTY Long Range Transportation Plan: Objective 2.2								
DDR -DISTRICT DEDICATED REVENUE	1,303,868	155,100	0	0	0	145,547	0	1,604,515
DPTO -STATE - PTO	476,100	0	155,100	155,100	166,508	14,453	0	967,261
DS -STATE PRIMARY HIGHWAYS & PTO	1,225,000	0	0	0	0	0	0	1,225,000
Item 410695 1 Totals:	3,004,968	155,100	155,100	155,100	166,508	160,000	0	3,796,776
Project Total:	3,004,968	155,100	155,100	155,100	166,508	160,000	0	3,796,776
Item Number: 436703 1 Project Description: PSTA ROUTE 60 EXPRESS SERVICE *NON-SIS*								
District: 07 County: PINELLAS Type of Work: TRANSIT IMPROVEMENT Project Length: .000								
OPERATIONS / MANAGED BY PINELLAS COUNTY Long Range Transportation Plan: Objective 2.2								
DPTO -STATE - PTO	0	980,000	0	0	0	0	0	980,000
LF -LOCAL FUNDS	0	980,000	0	0	0	0	0	980,000
Item 436703 1 Totals:	0	1,960,000	0	0	0	0	0	1,960,000
Project Total:	0	1,960,000	0	0	0	0	0	1,960,000

Effective Date: 02/05/2015 Florida Department of Transportation Run: 04/07/2015 16.52.24

5 Year TIP

View 5 Year TIP Phase Grouping Crosswalk DISTRICT 7

Fund	<2016	2016	2017	2018	2019	2020	>2020	All Years
Item Number: 418265 1 Project Description: PSTA TRANSIT URBAN CORRIDOR ROUTE 300X-ULMERTON/HFB/DOWNTOWN TAMPA *NON-SIS*								
District: 07 County: PINELLAS Type of Work: URBAN CORRIDOR IMPROVEMENTS Project Length: .000								
Extra Description: EXPRESS SERVICE ST PETE TO TAMPA DOWNTOWN (ROUTE 300X)								
OPERATIONS / MANAGED BY PINELLAS COUNTY Long Range Transportation Plan: Objective 2.2								
DDR -DISTRICT DEDICATED REVENUE	750,325	165,100	0	0	0	0	0	915,425
DPTO -STATE - PTO	580,282	0	165,100	165,100	176,508	165,000	0	1,251,990
DS -STATE PRIMARY HIGHWAYS & PTO	528,332	0	0	0	0	0	0	528,332
Item 418265 1 Totals:	1,858,939	165,100	165,100	165,100	176,508	165,000	0	2,695,747
Project Total:	1,858,939	165,100	165,100	165,100	176,508	165,000	0	2,695,747
Item Number: 430319 1 Project Description: PSTA TRANSIT CORRIDOR PROGRAM FLEX E LAKE & PASCO COUNTY *NON-SIS*								
District: 07 County: PINELLAS Type of Work: TRANSIT IMPROVEMENT Project Length: .000								
Extra Description: NORTH COUNTY FLEX SERVICES-EAST LAKE AND PASCO COUNTY								
OPERATIONS / MANAGED BY PINELLAS COUNTY Long Range Transportation Plan: Objective 2.2								
DPTO -STATE - PTO	979,800	234,121	234,121	234,121	245,529	240,000	0	2,167,692
Item 430319 1 Totals:	979,800	234,121	234,121	234,121	245,529	240,000	0	2,167,692
Project Total:	979,800	234,121	234,121	234,121	245,529	240,000	0	2,167,692
Item Number: 430320 1 Project Description: PSTA TRANSIT CORRIDOR PROGRAM CURLEW RD & HILLSBOROUGH COUNTY *NON-SIS*								
District: 07 County: PINELLAS Type of Work: TRANSIT IMPROVEMENT Project Length: .000								
Extra Description: NORTH COUNTY FLEX SERVICES CURLEW RD AND HILLSBOROUGH CTY								
OPERATIONS / MANAGED BY PINELLAS COUNTY Long Range Transportation Plan: Objective 2.2								
DPTO -STATE - PTO	966,000	211,000	211,000	211,000	222,408	220,000	0	2,041,408
Item 430320 1 Totals:	966,000	211,000	211,000	211,000	222,408	220,000	0	2,041,408
Project Total:	966,000	211,000	211,000	211,000	222,408	220,000	0	2,041,408

Effective Date: 02/05/2015 Florida Department of Transportation Run: 04/07/2015 16.52.24

5 Year TIP

View 5 Year TIP Phase Grouping Crosswalk
DISTRICT 7

Fund	<2016	2016	2017	2018	2019	2020	>2020	All Years
MISCELLANEOUS								
Item Number: 415738 2 Project Description: OLDSMAR TRAIL 1 OF 5 FOREST RD @ PINE AVE N FORESTLAKES BLVD @ RACETRACK *NON-SIS*								
District: 07 County: PINELLAS Type of Work: BIKE PATH/TRAIL Project Length: .000								
<u>CONSTRUCTION / MANAGED BY CITY OF OLDSMAR</u> <u>Long Range Transportation Plan: Completed</u>								
-TOTAL OUTSIDE YEARS	334,509	0	0	0	0	0	0	334,509
<u>CONSTRUCTION / MANAGED BY FDOT</u>								
-TOTAL OUTSIDE YEARS	100	0	0	0	0	0	0	100
Item 415738 2 Totals:	334,609	0	0	0	0	0	0	334,609
Item Number: 415738 3 Project Description: OLDSMAR TRAIL 2 OF 5 FROM TAMPA RD TO R E OLDS PARK *NON-SIS*								
District: 07 County: PINELLAS Type of Work: BIKE PATH/TRAIL Project Length: .000								
<u>CONSTRUCTION / MANAGED BY CITY OF OLDSMAR</u> <u>Long Range Transportation Plan: Completed</u>								
-TOTAL OUTSIDE YEARS	519,668	0	0	0	0	0	0	519,668
Item 415738 3 Totals:	519,668	0	0	0	0	0	0	519,668
Item Number: 415738 4 Project Description: OLDSMAR TRAIL 3 OF 5 FROM R E OLDS PARK TO CYPRESS FOREST PK *NON-SIS*								
District: 07 County: PINELLAS Type of Work: BIKE PATH/TRAIL Project Length: .000								
<u>CONSTRUCTION / MANAGED BY CITY OF OLDSMAR</u>								
-TOTAL OUTSIDE YEARS	557,398	0	0	0	0	0	0	557,398
<u>CONSTRUCTION / MANAGED BY FDOT</u> <u>Long Range Transportation Plan: Completed</u>								
-TOTAL OUTSIDE YEARS	650	0	0	0	0	0	0	650
Item 415738 4 Totals:	558,048	0	0	0	0	0	0	558,048
Item Number: 415738 5 Project Description: OLDSMAR TRAIL 4 OF 5 FM NORTHSIDE R E OLDS PK TO HARBOR PALMS NATURE P *NON-SIS*								

Effective Date: 02/05/2015 Florida Department of Transportation Run: 04/07/2015 16.52.24

5 Year TIP

View 5 Year TIP Phase Grouping Crosswalk DISTRICT 7

Fund	<2016	2016	2017	2018	2019	2020	>2020	All Years
District: 07 County: PINELLAS Type of Work: BIKE PATH/TRAIL Project Length: .000								
CONSTRUCTION / MANAGED BY CITY OF OLDSMAR Long Range Transportation Plan: Completed								
-TOTAL OUTSIDE YEARS	1,005,107	0	0	0	0	0	0	1,005,107
Item 415738 5 Totals:	1,005,107	0	0	0	0	0	0	1,005,107
Item Number: 415738 6 Project Description: OLDSMAR TRAIL 5 OF 5 FROM SHEFFIELD PARK TO CURLEW RD *NON-SIS*								
District: 07 County: PINELLAS Type of Work: BIKE PATH/TRAIL Project Length: .000								
CONSTRUCTION / MANAGED BY CITY OF OLDSMAR Long Range Transportation Plan: Completed								
-TOTAL OUTSIDE YEARS	631,077	0	0	0	0	0	0	631,077
CONSTRUCTION / MANAGED BY FDOT								
-TOTAL OUTSIDE YEARS	1,168	0	0	0	0	0	0	1,168
Item 415738 6 Totals:	632,245	0	0	0	0	0	0	632,245
Item Number: 415738 7 Project Description: OLDSMAR TRAIL PHASE 6 EXT- DOUGLAS FM HAYES/BAYSHORE TO RACE TRACK *NON-SIS*								
District: 07 County: PINELLAS Type of Work: BIKE PATH/TRAIL Project Length: .000								
PRELIMINARY ENGINEERING / MANAGED BY CITY OF OLDSMAR Long Range Transportation Plan: Map 5-5, Table 5-11								
TALU -TRANSPORTATION ALTS- >200K	0	0	41,000	0	0	0	0	41,000
CONSTRUCTION / MANAGED BY CITY OF OLDSMAR								
TALU -TRANSPORTATION ALTS- >200K	0	0	0	0	1,017,100	0	0	1,017,100
Item 415738 7 Totals:	0	0	41,000	0	1,017,100	0	0	1,058,100
Project Total:	3,049,677	0	41,000	0	1,017,100	0	0	4,107,777

Effective Date: 02/05/2015 Florida Department of Transportation Run: 04/07/2015 16.52.24

5 Year TIP

View 5 Year TIP Phase Grouping Crosswalk
DISTRICT 7

Fund	<2016	2016	2017	2018	2019	2020	>2020	All Years
Item Number: 424532 3 Project Description: CITY OF ST PETE PINELLAS TRL TRAFFIC CTL AT 58TH ST S & 49TH ST S								
NON-SIS								
District: 07 County: PINELLAS Type of Work: BIKE PATH/TRAIL Project Length: .000								
PRELIMINARY ENGINEERING / RESPONSIBLE AGENCY NOT AVAILABLE Long Range Transportation Plan: Policy 3.1.1								
-TOTAL OUTSIDE YEARS	30,537	0	0	0	0	0	0	30,537
CONSTRUCTION / RESPONSIBLE AGENCY NOT AVAILABLE								
-TOTAL OUTSIDE YEARS	157,093	0	0	0	0	0	0	157,093
Item 424532 3 Totals:	187,630	0	0	0	0	0	0	187,630
Project Total:	187,630	0	0	0	0	0	0	187,630
Item Number: 432580 1 Project Description: DRUID TRAIL PH IV FROM S BETTY LN TO PROGRESS ENERGY TRAIL *NON-SIS*								
District: 07 County: PINELLAS Type of Work: BIKE PATH/TRAIL Project Length: 2.807								
Extra Description: CONSTRUCT AN 8'ASPHALT SHARED USE TRAIL								
CONSTRUCTION / MANAGED BY CLEARWATER, CITY OF Long Range Transportation Plan: Map 5-5, Table 5-10								
TALU -TRANSPORTATION ALTS- >200K	0	0	2,013,200	0	0	0	0	2,013,200
Item 432580 1 Totals:	0	0	2,013,200	0	0	0	0	2,013,200
Project Total:	0	0	2,013,200	0	0	0	0	2,013,200
District 07 Totals:	896,816,344	203,543,451	431,432,829	68,240,395	543,433,866	269,633,541	213,385,396	2,626,485,822
Grand Total								
	896,816,344	203,543,451	431,432,829	68,240,395	543,433,866	269,633,541	213,385,396	2,626,485,822

Section 4: Pinellas County Financial Plan

Effective Date: 02/05/2015 Florida Department of Transportation Run: 04/07/2015 16.53.50

5 Year TIP - Fund Summary
DISTRICT 7

Fund	Fund Name	<2016	2016	2017	2018	2019	2020	>2020	All Years
	TOTAL OUTSIDE YEARS	318,904,054	0	0	0	0	0	0	318,904,054
	UNFUNDED	0	0	0	0	0	108,725,237	175,037,602	283,762,839
ACBR	ADVANCE CONSTRUCTION (BRT)	0	0	0	0	152,836,811	0	0	152,836,811
ACBZ	ADVANCE CONSTRUCTION (BRTZ)	0	0	0	0	0	697,274	0	697,274
ACNP	ADVANCE CONSTRUCTION NHPP	314,889	7,931,414	139,360,086	0	32,340,696	52,205,990	0	232,153,075
ACSA	ADVANCE CONSTRUCTION (SA)	668,042	5,118,409	0	0	0	0	0	5,786,451
ACSB	ADVANCE CONSTRUCTION (SABR)	0	0	0	0	0	2,513,697	0	2,513,697
ACSU	ADVANCE CONSTRUCTION (SU)	3,600,000	0	0	0	0	0	0	3,600,000
BNBR	AMENDMENT 4 BONDS (BRIDGES)	0	0	0	0	300,000,000	0	0	300,000,000
BNDS	BOND - STATE	1,403,589	0	0	0	0	0	0	1,403,589
BNIR	INTRASTATE R/W & BRIDGE BONDS	732,700	0	0	0	0	0	0	732,700
BRRP	STATE BRIDGE REPAIR & REHAB	273,256	3,579,033	7,520,520	2,509,224	0	0	0	13,882,033
CIGP	COUNTY INCENTIVE GRANT PROGRAM	200,000	2,720,000	3,574,085	133,500	1,848,300	0	0	8,475,885
CM	CONGESTION MITIGATION - AQ	865,090	1,885,873	983,998	0	0	1,872,240	0	5,607,201
D	UNRESTRICTED STATE PRIMARY	70,824,657	7,068,150	7,729,545	7,729,545	7,729,545	7,729,545	0	108,810,987
DDR	DISTRICT DEDICATED REVENUE	134,777,180	23,619,318	28,225,158	7,794,471	5,000,095	50,060,674	129,093	249,605,989
DEM	ENVIRONMENTAL MITIGATION	860	0	1,387,500	0	0	0	0	1,388,360
DEMW	ENVIRONMEN MITIGATION-WETLANDS	724,993	0	0	0	0	0	0	724,993
DI	ST. - S/W INTER/INTRASTATE HWY	0	14,114,000	107,176,085	0	0	11,513,914	0	132,803,999
DIH	STATE IN-HOUSE PRODUCT SUPPORT	2,723,102	1,081,397	587,550	388,580	0	0	0	4,780,629
DITS	STATEWIDE ITS - STATE 100%.	75,251	0	0	2,336,892	0	0	0	2,412,143
DPTO	STATE - PTO	16,499,336	5,200,350	1,064,925	882,884	5,025,915	1,021,053	0	29,694,463
DS	STATE PRIMARY HIGHWAYS & PTO	39,863,515	2,445,055	1,137,079	5,232,340	0	0	0	48,677,989
DSB1	SKYWAY	3,961,278	5,927,878	6,144,410	345,000	882,000	358,000	741,000	18,359,566
DSB3	PINELLAS BAYWAY	720,646	77,782	77,782	77,782	77,782	557,782	311,128	1,900,684
DU	STATE PRIMARY/FEDERAL REIMB	4,492,127	264,644	264,644	272,583	272,583	280,760	0	5,847,341
FAA	FEDERAL AVIATION ADMIN	6,650,000	0	5,465,000	0	2,835,000	3,633,000	0	18,583,000
FTA	FEDERAL TRANSIT ADMINISTRATION	84,746,182	13,564,727	14,009,171	14,609,171	14,609,171	0	0	141,538,422
FTAT	FHWA TRANSFER TO FTA (NON-BUD)	2,300,000	0	0	0	0	0	0	2,300,000
F330	SEC 330 STP EARMARKS 2003	9,935,000	0	0	0	0	0	0	9,935,000
GMR	GROWTH MANAGEMENT FOR SIS	0	0	0	0	0	4,500,000	0	4,500,000
HSP	SAFETY (HIWAY SAFETY PROGRAM)	0	3,212,347	0	0	0	0	0	3,212,347
LF	LOCAL FUNDS	51,652,565	28,320,687	27,770,059	7,113,513	6,326,057	10,323,353	0	131,506,234
LFD	"LF" FOR STTF UTILITY WORK	0	0	37,607,119	0	0	0	0	37,607,119

Effective Date: 02/05/2015 Florida Department of Transportation Run: 04/07/2015 16.53.50

5 Year TIP - Fund Summary

DISTRICT 7

Fund	Fund Name	<2016	2016	2017	2018	2019	2020	>2020	All Years
LFP	LOCAL FUNDS FOR PARTICIPATING	200,000	4,720,000	5,074,085	133,500	1,848,300	0	0	11,975,885
MG	MINIMUM GUARANTEE	5,788,500	0	0	0	0	0	0	5,788,500
NHPP	IM, BRDG REPL, NATNL HWY-MAP21	268,237	0	0	0	0	0	0	268,237
NHRE	NAT HWY PERFORM - RESURFACING	0	3,315,756	1,861,520	0	0	0	0	5,177,276
PKYI	TURNPIKE IMPROVEMENT	207	0	0	0	0	0	0	207
PL	METRO PLAN (85% FA; 15% OTHER)	12,961,871	872,164	872,164	872,164	872,164	872,164	0	17,322,691
PLAC	METRO PLAN (AC/REGULAR)	814,758	0	0	0	0	0	0	814,758
SA	STP, ANY AREA	911,637	19,830,897	6,494,411	3,315,140	0	2,240,762	0	32,792,847
SE	STP, ENHANCEMENT	291,650	0	0	0	0	0	0	291,650
SU	STP, URBAN AREAS > 200K	8,510,520	32,969,405	13,486,328	1,168,000	350,000	1,187,899	0	57,672,152
S115	STP EARMARKS - 2004	6,337,579	662,421	0	0	0	0	0	7,000,000
S117	STP EARMARKS - 2005	2,300,000	0	0	0	0	0	0	2,300,000
TALT	TRANSPORTATION ALTS- ANY AREA	267,939	1,092,378	0	1,132,789	0	0	0	2,493,106
TALU	TRANSPORTATION ALTS- >200K	769,117	3,111,220	3,029,392	1,152,100	1,238,900	0	0	9,300,729
TM01	SUNSHINE SKYWAY	1,841,960	120,000	120,000	120,000	120,000	120,000	0	2,441,960
TM03	PINELLAS BAYWAY	1,992,087	288,195	288,897	288,897	288,897	288,897	168,550	3,604,420
TO01	SUNSHINE SKYWAY	65,534,893	5,099,569	5,210,351	5,314,854	5,369,364	5,369,364	22,089,343	113,987,738
TO03	PINELLAS BAYWAY	31,117,077	3,330,382	3,410,965	3,517,466	3,562,286	3,561,936	14,908,680	63,408,792
TRIP	TRANS REGIONAL INCENTIVE PROGM	0	2,000,000	1,500,000	1,800,000	0	0	0	5,300,000
Grand Total		896,816,344	203,543,451	431,432,829	68,240,395	543,433,866	269,633,541	213,385,396	2,626,485,822

Section 5: Federally Obligated Funded Projects

INTRODUCTION

This section of the Transportation Improvement Program (TIP) contains the Pinellas Suncoast Transit Authority's (PSTA) and the Florida Department of Transportation's (FDOT) annual federal obligations reports. This report lists the federal funds that have been obligated in the most recently completed federal fiscal year for transportation-related projects. The federal fiscal year begins on October 1st and ends on September 30th of the next calendar year.



Construction of a federally funded interchange project at US 19 (SR 55) and Gulf-to-Bay Boulevard (SR 60)

Section 134 of Title 23, United States Code, requires that an annual listing of projects for which federal funds have been obligated in the preceding year shall be published or otherwise made available by metropolitan planning organizations (MPOs) for public review. An “obligation” is the Federal Government’s legal commitment to pay the federal share of a project’s cost. Projects in this section have been authorized for funding by a federal agency. These projects are not necessarily initiated or completed in the program year, and the amount obligated will not necessarily equal the total cost of the project. For Federal Transit Administration (FTA) projects, obligation occurs when the FTA grant is awarded. For Federal Highway Administration projects, obligation occurs when a project agreement is executed and the State/grantee requests that the funds be obligated.

PSTA’s most recent federally obligated transit projects for Pinellas County are listed in the table on Page 5-2. A table with both state and federal funding sources for PSTA is included on Page 7-6.

FDOT’s most recent federally obligated funds report for Pinellas County begins on Page 5-4. Only major categories of federal funds are included in the FDOT report. Federal obligations are identified by FDOT work program fund codes that are reflected in federal legislation (refer to Appendix). The report is also available online at the link below. The online report may reflect changes that occurred after the publication of this TIP.

http://www.dot.state.fl.us/OWPB/Federal/fa_MPO_Obligated.shtm

**PINELLAS COUNTY METROPOLITAN PLANNING ORGANIZATION
TRANSPORTATION IMPROVEMENT PROGRAM
(PUBLIC TRANSPORTATION)
FISCAL YEARS 2015/16 THROUGH 2019/20**

PINELLAS SUNCOAST TRANSIT AUTHORITY

FUNDS ARE SHOWN IN THOUSANDS

FDOT NO.	PROJECT DESCRIPTION	FY 2015/16	FY 2016/17	FY 2017/18	FY 2018/19	FY 2019/20
402520-1-94-	PSTA FY 2015 Section 5307 Formula Funds (Partial): FL 90-X873 - The initial application (\$8,378,851) will include: preventive maintenance, tire lease, replacement revenue vehicles, computer hardware and software, passenger shelters, 3 rd party contracts, misc. support equipment, rehab/renovation misc. equipment, short range planning, employee education/training, project administration, and contingency. After the full apportionment is released the amendment application (approximately \$4,121,149) will also be used for the purchase replacement revenue vehicles.	Capital FTA (100%) 8,379	Capital FTA (100%) 12,600	Capital FTA (100%) 12,600	Capital FTA (100%) 12,600	Capital FTA (100%) 12,600
434304-1-94-	PSTA FY 2015 Section 5339 Bus & Bus Facilities (Partial): FL 34-0034 - The initial application (\$962,825) will be used for the purchase of replacement revenue vehicles. After the full apportionment is released the amendment application (approximately \$437,175) will also be used for the purchase replacement revenue vehicles.	Capital FTA (100%) \$963	Capital FTA (100%) \$1,400	Capital FTA (100%) \$1,400	Capital FTA (100%) \$1,400	Capital FTA (100%) \$1,400

**PINELLAS COUNTY METROPOLITAN PLANNING ORGANIZATION
TRANSPORTATION IMPROVEMENT PROGRAM
(PUBLIC TRANSPORTATION)
FISCAL YEARS 2015/16 THROUGH 2019/20**

PINELLAS SUNCOAST TRANSIT AUTHORITY

FUNDS ARE SHOWN IN THOUSANDS

FDOT NO.	PROJECT DESCRIPTION	FY 2015/16	FY 2016/17	FY 2017/18	FY 2018/19	FY 2019/20
402520-1-94-	PSTA FY 2015 Section 5307 Formula Funds (Partial): FL 90-X873 - The initial application (\$8,378,851) will include: preventive maintenance, tire lease, replacement revenue vehicles, computer hardware and software, passenger shelters, 3 rd party contracts, misc. support equipment, rehab/renovation misc. equipment, short range planning, employee education/training, project administration, and contingency. After the full apportionment is released the amendment application (approximately \$4,121,149) will also be used for the purchase replacement revenue vehicles.	Capital FTA (100%) 8,379	Capital FTA (100%) 12,600	Capital FTA (100%) 12,600	Capital FTA (100%) 12,600	Capital FTA (100%) 12,600
434304-1-94-	PSTA FY 2015 Section 5339 Bus & Bus Facilities (Partial): FL 34-0034 - The initial application (\$962,825) will be used for the purchase of replacement revenue vehicles. After the full apportionment is released the amendment application (approximately \$437,175) will also be used for the purchase replacement revenue vehicles.	Capital FTA (100%) \$963	Capital FTA (100%) \$1,400	Capital FTA (100%) \$1,400	Capital FTA (100%) \$1,400	Capital FTA (100%) \$1,400
436144-1-94-	PSTA Flexed Funds: FL 90-X875 – Construction Project at US 19 & Enterprise Road.	Capital FTA (100%) \$365				

The FY 2014/15 column is the amount of federal and state funds that have been obligated for this project in the most recently completed federal fiscal year between October 1, 2013 and September 30, 2014

FLORIDA DEPARTMENT OF TRANSPORTATION
OFFICE OF WORK PROGRAM
ANNUAL OBLIGATIONS REPORT
=====

HIGHWAYS
=====

ITEM NUMBER:256774 2 PROJECT DESCRIPTION:US 19 (SR 55) FROM N OF SR 580 (MAIN ST) TO NORTHSIDE DR
DISTRICT:07 COUNTY:PINELLAS
ROADWAY ID:15150000 PROJECT LENGTH: 1.028MI

SIS
TYPE OF WORK:ADD LANES & RECONSTRUCT
LANES EXIST/IMPROVED/ADDED: 4/ 4/ 1

FUND CODE	2014
PHASE: PRELIMINARY ENGINEERING / RESPONSIBLE AGENCY: MANAGED BY FDOT	
SA	882,611
TOTAL 256774 2	882,611
TOTAL 256774 2	882,611

ITEM NUMBER:256881 1 PROJECT DESCRIPTION:US 19 (SR 55) FROM N OF WHITNEY RD TO N OF SR 60
DISTRICT:07 COUNTY:PINELLAS
ROADWAY ID:15150000 PROJECT LENGTH: 2.643MI

SIS
TYPE OF WORK:INTERCHANGE (NEW)
LANES EXIST/IMPROVED/ADDED: 6/ 6/ 0

FUND CODE	2014
PHASE: GRANTS AND MISCELLANEOUS / RESPONSIBLE AGENCY: MANAGED BY FDOT	
SU	900,187
TOTAL 256881 1	900,187
TOTAL 256881 1	900,187

ITEM NUMBER:256890 1 PROJECT DESCRIPTION:US 19 (SR 55) FM N OF CR576/SUNSET PNT TO S OF COUNTRYSIDE BLVD
DISTRICT:07 COUNTY:PINELLAS
ROADWAY ID:15150000 PROJECT LENGTH: 1.055MI

SIS
TYPE OF WORK:ADD LANES & RECONSTRUCT
LANES EXIST/IMPROVED/ADDED: 6/ 6/ 2

FUND CODE	2014
PHASE: CONSTRUCTION / RESPONSIBLE AGENCY: MANAGED BY FDOT	
ACNP	0
NH	5,929
TOTAL 256890 1	5,929
TOTAL 256890 1	5,929

ITEM NUMBER:256931 2 PROJECT DESCRIPTION:SR 694 (GANDY BLVD) FROM W OF 9TH ST NORTH E OF 4TH ST NORTH
DISTRICT:07 COUNTY:PINELLAS
ROADWAY ID:15240000 PROJECT LENGTH: 1.766MI

SIS
TYPE OF WORK:ADD LANES & RECONSTRUCT
LANES EXIST/IMPROVED/ADDED: 5/ 5/ 8

FUND CODE	2014
PHASE: CONSTRUCTION / RESPONSIBLE AGENCY: MANAGED BY FDOT	
ACSA	61,841
TOTAL 256931 2	61,841
TOTAL 256931 2	61,841

ITEM NUMBER:256995 2 PROJECT DESCRIPTION:43RD ST N EXTENSION FROM CR 296 (118TH AVE N) TO 40TH STREET N
DISTRICT:07 COUNTY:PINELLAS
ROADWAY ID:15036001 PROJECT LENGTH: .494MI

NON-SIS
TYPE OF WORK:NEW ROAD CONSTRUCTION
LANES EXIST/IMPROVED/ADDED: 0/ 0/ 2

FUND CODE	2014
PHASE: CONSTRUCTION / RESPONSIBLE AGENCY: MANAGED BY FDOT	
ACSU	0
SA	151,735

FLORIDA DEPARTMENT OF TRANSPORTATION
OFFICE OF WORK PROGRAM
ANNUAL OBLIGATIONS REPORT
=====

DATE RUN: 10/01/2014
TIME RUN: 07.23.56
MBROBLTP

HIGHWAYS
=====

SU	4,806,046
TOTAL 256995 2	4,957,781
TOTAL 256995 2	4,957,781

ITEM NUMBER:256996 1 PROJECT DESCRIPTION:SR 686 AT CR 611 (49TH ST)
DISTRICT:07 COUNTY:PINELLAS
ROADWAY ID:15030002 PROJECT LENGTH: 1.247MI

NON-SIS
TYPE OF WORK:NEW BRIDGE CONSTRUCTION
LANES EXIST/IMPROVED/ADDED: 0/ 0/ 2

FUND CODE	2014
PHASE: PRELIMINARY ENGINEERING / RESPONSIBLE AGENCY: MANAGED BY FDOT SU	1,161,485
PHASE: RIGHT OF WAY / RESPONSIBLE AGENCY: MANAGED BY FDOT ACSU	43,900
SU	27,500
TOTAL 256996 1	1,232,885
TOTAL 256996 1	1,232,885

ITEM NUMBER:256997 1 PROJECT DESCRIPTION:SR 686 (ROOSEVELT) FROM 49TH ST BRIDGE TO N OF SR 688(ULMERTON)
DISTRICT:07 COUNTY:PINELLAS
ROADWAY ID:15030000 PROJECT LENGTH: 1.232MI

NON-SIS
TYPE OF WORK:NEW ROAD CONSTRUCTION
LANES EXIST/IMPROVED/ADDED: 5/ 5/ 8

FUND CODE	2014
PHASE: RIGHT OF WAY / RESPONSIBLE AGENCY: MANAGED BY FDOT SU	277,011
TOTAL 256997 1	277,011
TOTAL 256997 1	277,011

ITEM NUMBER:257050 2 PROJECT DESCRIPTION:SR 688 (ULMERTON RD) FROM CR694/OAKHURST RD TO 119TH AVENUE
DISTRICT:07 COUNTY:PINELLAS
ROADWAY ID:15120000 PROJECT LENGTH: 2.340MI

NON-SIS
TYPE OF WORK:TRAFFIC CONTROL DEVICES/SYSTEM
LANES EXIST/IMPROVED/ADDED: 6/ 6/ 0

FUND CODE	2014
PHASE: CONSTRUCTION / RESPONSIBLE AGENCY: MANAGED BY FDOT SU	16,544
TOTAL 257050 2	16,544
TOTAL 257050 2	16,544

ITEM NUMBER:257086 1 PROJECT DESCRIPTION:SR 694 (GANDY BLVD) FROM US 19 (SR 55) TO E OF I-275 (SR 93)
DISTRICT:07 COUNTY:PINELLAS
ROADWAY ID:15240000 PROJECT LENGTH: 1.982MI

SIS
TYPE OF WORK:WIDEN/RESURFACE EXIST LANES
LANES EXIST/IMPROVED/ADDED: 6/ 6/ 2

FUND CODE	2014
PHASE: PRELIMINARY ENGINEERING / RESPONSIBLE AGENCY: MANAGED BY FDOT ACSU	3,600,000
SU	251,700
TOTAL 257086 1	3,851,700
TOTAL 257086 1	3,851,700

FLORIDA DEPARTMENT OF TRANSPORTATION
OFFICE OF WORK PROGRAM
ANNUAL OBLIGATIONS REPORT
=====

DATE RUN: 10/01/2014
TIME RUN: 07.23.56
MBROBLTP

HIGHWAYS
=====

ITEM NUMBER:257147 1	PROJECT DESCRIPTION:SR 688 (ULMERTON RD) FROM W OF 38TH ST NORTH TO W OF INTERSTATE 275	*NON-SIS*
DISTRICT:07	COUNTY:PINELLAS	TYPE OF WORK:ADD LANES & RECONSTRUCT
ROADWAY ID:15120000	PROJECT LENGTH: 2.075MI	LANES EXIST/IMPROVED/ADDED: 6/ 6/ 4
FUND CODE	2014	
PHASE: CONSTRUCTION / RESPONSIBLE AGENCY: MANAGED BY FDOT		
ACSU	-12,620	
HPP	237,342	
SA	-22,853	
SU	302,000	
TOTAL 257147 1	503,869	
TOTAL 257147 1	503,869	

ITEM NUMBER:409154 1	PROJECT DESCRIPTION:SR 688 (ULMERTON RD) FROM E OF WILD ACRES RD TO ELCENTRO/RANCHERO	*NON-SIS*
DISTRICT:07	COUNTY:PINELLAS	TYPE OF WORK:ADD LANES & REHABILITATE PVMNT
ROADWAY ID:15120000	PROJECT LENGTH: .883MI	LANES EXIST/IMPROVED/ADDED: 5/ 5/ 2
FUND CODE	2014	
PHASE: CONSTRUCTION / RESPONSIBLE AGENCY: MANAGED BY FDOT		
SA	74,000	
SU	-35,602	
TOTAL 409154 1	38,398	
TOTAL 409154 1	38,398	

ITEM NUMBER:409155 1	PROJECT DESCRIPTION:SR 688 (ULMERTON RD) FR LK SEMINOLE BYPASS CNL TO WILD ACRES RD	*NON-SIS*
DISTRICT:07	COUNTY:PINELLAS	TYPE OF WORK:ADD LANES & REHABILITATE PVMNT
ROADWAY ID:15120000	PROJECT LENGTH: 1.406MI	LANES EXIST/IMPROVED/ADDED: 5/ 5/ 2
FUND CODE	2014	
PHASE: CONSTRUCTION / RESPONSIBLE AGENCY: MANAGED BY FDOT		
HPP	1,054	
SA	90,308	
SU	-35	
TOTAL 409155 1	91,327	
TOTAL 409155 1	91,327	

ITEM NUMBER:413622 2	PROJECT DESCRIPTION:CR 296(FUTURE SR690) FROM US 19 (SR 55) TO E OF ROOSEVELT/CR 296	*SIS*
DISTRICT:07	COUNTY:PINELLAS	TYPE OF WORK:NEW BRIDGE CONSTRUCTION
ROADWAY ID:15000401	PROJECT LENGTH: 3.688MI	LANES EXIST/IMPROVED/ADDED: 3/ 3/ 0
FUND CODE	2014	
PHASE: RIGHT OF WAY / RESPONSIBLE AGENCY: MANAGED BY FDOT		
SU	0	
TOTAL 413622 2	0	
TOTAL 413622 2	0	

FLORIDA DEPARTMENT OF TRANSPORTATION
OFFICE OF WORK PROGRAM
ANNUAL OBLIGATIONS REPORT
=====

DATE RUN: 10/01/2014
TIME RUN: 07.23.56
MBROBLTP

HIGHWAYS
=====

ITEM NUMBER:424532 1
DISTRICT:07
ROADWAY ID:15240000

PROJECT DESCRIPTION:CITY OF ST PETE ON STREET BICYCLE LN PH II - VARIOUS LOCATIONS
COUNTY:PINELLAS
PROJECT LENGTH: 5.421MI

NON-SIS
TYPE OF WORK:BIKE LANE/SIDEWALK
LANES EXIST/IMPROVED/ADDED: 6/ 0/ 0

FUND CODE	2014
PHASE: PRELIMINARY ENGINEERING / RESPONSIBLE AGENCY: RESPONSIBLE AGENCY NOT AVAILABLE SE	300
TOTAL 424532 1	300
TOTAL 424532 1	300

ITEM NUMBER:424532 5
DISTRICT:07
ROADWAY ID:15200001

PROJECT DESCRIPTION:SR 682 (BAYWAY) GULF INTERCSTL DRAW BR PINELLAS BYWY TOLL PLAZA
COUNTY:PINELLAS
PROJECT LENGTH: 1.915MI

NON-SIS
TYPE OF WORK:BIKE PATH/TRAIL
LANES EXIST/IMPROVED/ADDED: 4/ 4/ 0

FUND CODE	2014
PHASE: PRELIMINARY ENGINEERING / RESPONSIBLE AGENCY: MANAGED BY CITY OF ST PETERSBURG SE	16,000
PHASE: PRELIMINARY ENGINEERING / RESPONSIBLE AGENCY: RESPONSIBLE AGENCY NOT AVAILABLE SE	3,677
PHASE: CONSTRUCTION / RESPONSIBLE AGENCY: MANAGED BY CITY OF ST PETERSBURG TALT	1,121,674
PHASE: CONSTRUCTION / RESPONSIBLE AGENCY: RESPONSIBLE AGENCY NOT AVAILABLE TALT	924
TOTAL 424532 5	1,142,275
TOTAL 424532 5	1,142,275

ITEM NUMBER:424532 6
DISTRICT:07
ROADWAY ID:

PROJECT DESCRIPTION:CITY OF ST PETE PED CROSSING ENHANCEMENTS 64 CROSSWALKS
COUNTY:PINELLAS
PROJECT LENGTH: .000

NON-SIS
TYPE OF WORK:TRAFFIC CONTROL DEVICES/SYSTEM
LANES EXIST/IMPROVED/ADDED: 0/ 0/ 0

FUND CODE	2014
PHASE: PRELIMINARY ENGINEERING / RESPONSIBLE AGENCY: RESPONSIBLE AGENCY NOT AVAILABLE SE	3,752
PHASE: CONSTRUCTION / RESPONSIBLE AGENCY: MANAGED BY CITY OF ST PETERSBURG ACTU	8,866
TALT	821,784
TALU	62,300
PHASE: CONSTRUCTION / RESPONSIBLE AGENCY: RESPONSIBLE AGENCY NOT AVAILABLE TALU	1,000
TOTAL 424532 6	897,702
TOTAL 424532 6	897,702

FLORIDA DEPARTMENT OF TRANSPORTATION
OFFICE OF WORK PROGRAM
ANNUAL OBLIGATIONS REPORT
=====

DATE RUN: 10/01/2014
TIME RUN: 07.23.56
MBROBLTP

HIGHWAYS
=====

ITEM NUMBER:424532 9	PROJECT DESCRIPTION:CITY OF LARGO SIDEWALKS ON ADRIAN AND GLADYS		*NON-SIS*
DISTRICT:07	COUNTY:PINELLAS	TYPE OF WORK:SIDEWALK	
ROADWAY ID:15900002	PROJECT LENGTH: .909MI	LANES EXIST/IMPROVED/ADDED: 2/ 0/ 0	
FUND CODE	2014		
PHASE: PRELIMINARY ENGINEERING / RESPONSIBLE AGENCY: MANAGED BY FDOT			
SE		6,067	
TOTAL 424532 9		6,067	
TOTAL 424532 9		6,067	

ITEM NUMBER:424561 4	PROJECT DESCRIPTION:SR 60 (CCAMPBLL CWY) FROM E OF BRIDGE #138 TO PINELLAS/HILLS CO/L		*NON-SIS*
DISTRICT:07	COUNTY:PINELLAS	TYPE OF WORK:BIKE PATH/TRAIL	
ROADWAY ID:15040000	PROJECT LENGTH: 1.739MI	LANES EXIST/IMPROVED/ADDED: 4/ 0/ 0	
FUND CODE	2014		
PHASE: CONSTRUCTION / RESPONSIBLE AGENCY: MANAGED BY FDOT			
ACTU		-2,055,306	
TALU		2,057,805	
TOTAL 424561 4		2,499	
TOTAL 424561 4		2,499	

ITEM NUMBER:424564 6	PROJECT DESCRIPTION:HAINES-BAYSHORE RD FROM US 19 N TO SUNRISE BLVD		*NON-SIS*
DISTRICT:07	COUNTY:PINELLAS	TYPE OF WORK:SIDEWALK	
ROADWAY ID:15000306	PROJECT LENGTH: .947MI	LANES EXIST/IMPROVED/ADDED: 2/ 0/ 0	
FUND CODE	2014		
PHASE: PRELIMINARY ENGINEERING / RESPONSIBLE AGENCY: MANAGED BY PINELLAS COUNTY			
TALT		265,900	
PHASE: PRELIMINARY ENGINEERING / RESPONSIBLE AGENCY: RESPONSIBLE AGENCY NOT AVAILABLE			
TALT		1,000	
TOTAL 424564 6		266,900	
TOTAL 424564 6		266,900	

ITEM NUMBER:424705 1	PROJECT DESCRIPTION:		*NON-SIS*
DISTRICT:07	COUNTY:PINELLAS	TYPE OF WORK:FLEXIBLE PAVEMENT RECONSTRUCT.	
ROADWAY ID:	PROJECT LENGTH: .000	LANES EXIST/IMPROVED/ADDED: 0/ 0/ 0	
FUND CODE	2014		
PHASE: CONSTRUCTION / RESPONSIBLE AGENCY: MANAGED BY FDOT			
SU		3,823	
TOTAL 424705 1		3,823	
TOTAL 424705 1		3,823	

FLORIDA DEPARTMENT OF TRANSPORTATION
OFFICE OF WORK PROGRAM
ANNUAL OBLIGATIONS REPORT
=====

HIGHWAYS
=====

ITEM NUMBER:425146 1 PROJECT DESCRIPTION:I-275 (SR 93) FM N END DICK MISENER BDG TO 54TH AVE SOUTH
DISTRICT:07 COUNTY:PINELLAS
ROADWAY ID:15190900 PROJECT LENGTH: 1.524MI

SIS
TYPE OF WORK:RESURFACING
LANES EXIST/IMPROVED/ADDED: 4/ 4/ 0

FUND CODE	2014
PHASE: CONSTRUCTION / RESPONSIBLE AGENCY: MANAGED BY FDOT	
IM	76,495
TOTAL 425146 1	76,495
TOTAL 425146 1	76,495

ITEM NUMBER:427162 1 PROJECT DESCRIPTION:US 92/SR687/4TH ST N FROM 5TH AVE N TO N OF KOGER BLVD
DISTRICT:07 COUNTY:PINELLAS
ROADWAY ID:15090000 PROJECT LENGTH: 5.775MI

NON-SIS
TYPE OF WORK:RESURFACING
LANES EXIST/IMPROVED/ADDED: 6/ 6/ 0

FUND CODE	2014
PHASE: CONSTRUCTION / RESPONSIBLE AGENCY: MANAGED BY FDOT	
SA	615
TOTAL 427162 1	615
TOTAL 427162 1	615

ITEM NUMBER:428935 1 PROJECT DESCRIPTION:SR 580 FM W OF N BAY HILLS BLVD TO WEST OF ST CLAIR AVE
DISTRICT:07 COUNTY:PINELLAS
ROADWAY ID:15070000 PROJECT LENGTH: 1.250MI

NON-SIS
TYPE OF WORK:RESURFACING
LANES EXIST/IMPROVED/ADDED: 4/ 4/ 0

FUND CODE	2014
PHASE: CONSTRUCTION / RESPONSIBLE AGENCY: MANAGED BY FDOT	
SA	380,525
TOTAL 428935 1	380,525
TOTAL 428935 1	380,525

ITEM NUMBER:428962 1 PROJECT DESCRIPTION:SR 60 (CCAMPBLL CWY) FROM W OF DAMASCUS RD TO PINELLAS/HILLS CO/L
DISTRICT:07 COUNTY:PINELLAS
ROADWAY ID:15040000 PROJECT LENGTH: 3.067MI

NON-SIS
TYPE OF WORK:RESURFACING
LANES EXIST/IMPROVED/ADDED: 4/ 4/ 0

FUND CODE	2014
PHASE: CONSTRUCTION / RESPONSIBLE AGENCY: MANAGED BY FDOT	
SA	0
TOTAL 428962 1	0
TOTAL 428962 1	0

ITEM NUMBER:429005 1 PROJECT DESCRIPTION:US 19 (SR 55) FROM S OF COUNTRYSIDE BLD TO S OF E LIVE OAK ST
DISTRICT:07 COUNTY:PINELLAS
ROADWAY ID:15150000 PROJECT LENGTH: 9.848MI

SIS
TYPE OF WORK:RESURFACING
LANES EXIST/IMPROVED/ADDED: 8/ 8/ 0

FUND CODE	2014
PHASE: CONSTRUCTION / RESPONSIBLE AGENCY: MANAGED BY FDOT	
ACSA	58,519

FLORIDA DEPARTMENT OF TRANSPORTATION
OFFICE OF WORK PROGRAM
ANNUAL OBLIGATIONS REPORT
=====

HIGHWAYS
=====

SA	236,306
TOTAL 429005 1	294,825
TOTAL 429005 1	294,825

ITEM NUMBER:430406 1 PROJECT DESCRIPTION:NURSERY ROAD FROM E OF S HAVEN DRIVE TO CHATEAU DE VILLE CT
DISTRICT:07 COUNTY:PINELLAS
ROADWAY ID:15000064 PROJECT LENGTH: .115MI

NON-SIS
TYPE OF WORK:SIDEWALK
LANES EXIST/IMPROVED/ADDED: 2/ 0/ 0

FUND CODE	2014
PHASE: CONSTRUCTION / RESPONSIBLE AGENCY: MANAGED BY PINELLAS COUNTY TALU	218,800
PHASE: CONSTRUCTION / RESPONSIBLE AGENCY: RESPONSIBLE AGENCY NOT AVAILABLE TALU	1,000
TOTAL 430406 1	219,800
TOTAL 430406 1	219,800

ITEM NUMBER:430435 1 PROJECT DESCRIPTION:CITY OF ST PETE TR FM WALTER FULLER PK TR TO 22ND AV N/72 N/26AV N
DISTRICT:07 COUNTY:PINELLAS
ROADWAY ID:15000117 PROJECT LENGTH: .517MI

NON-SIS
TYPE OF WORK:BIKE PATH/TRAIL
LANES EXIST/IMPROVED/ADDED: 4/ 4/ 0

FUND CODE	2014
PHASE: CONSTRUCTION / RESPONSIBLE AGENCY: MANAGED BY CITY OF ST PETERSBURG TALT TALU	412,948 67,652
PHASE: CONSTRUCTION / RESPONSIBLE AGENCY: RESPONSIBLE AGENCY NOT AVAILABLE TALT	1,000
TOTAL 430435 1	481,600
TOTAL 430435 1	481,600

ITEM NUMBER:433682 1 PROJECT DESCRIPTION:STARKEY ROAD @ NGCN: 626659-Y M.P. 0.762
DISTRICT:07 COUNTY:PINELLAS
ROADWAY ID:15502000 PROJECT LENGTH: .012MI

NON-SIS
TYPE OF WORK:RAIL SAFETY PROJECT
LANES EXIST/IMPROVED/ADDED: 4/ 4/ 0

FUND CODE	2014
PHASE: RAILROAD AND UTILITIES / RESPONSIBLE AGENCY: MANAGED BY FDOT RHP	275,047
TOTAL 433682 1	275,047
TOTAL 433682 1	275,047

ITEM NUMBER:433786 1 PROJECT DESCRIPTION:38TH/40TH AVE N FR 4TH ST N TO 1ST ST N
DISTRICT:07 COUNTY:PINELLAS
ROADWAY ID:15000316 PROJECT LENGTH: .299MI

NON-SIS
TYPE OF WORK:ROAD RECONSTRUCTION - 2 LANE
LANES EXIST/IMPROVED/ADDED: 4/ 4/ 0

FUND CODE	2014
PHASE: CONSTRUCTION / RESPONSIBLE AGENCY: MANAGED BY CITY OF ST PETERSBURG HSP	620,208

FLORIDA DEPARTMENT OF TRANSPORTATION
OFFICE OF WORK PROGRAM
ANNUAL OBLIGATIONS REPORT
=====

DATE RUN: 10/01/2014
TIME RUN: 07.23.56
MBROBLTP

HIGHWAYS
=====

PHASE: CONSTRUCTION / RESPONSIBLE AGENCY: RESPONSIBLE AGENCY NOT AVAILABLE	
SA	1,000
TOTAL 433786 1	621,208
TOTAL 433786 1	621,208

ITEM NUMBER:433787 1 PROJECT DESCRIPTION:54TH AVENUE S AT 31ST ST
DISTRICT:07 COUNTY:PINELLAS
ROADWAY ID:15509000 PROJECT LENGTH: .227MI

NON-SIS
TYPE OF WORK:ADD RIGHT TURN LANE(S)
LANES EXIST/IMPROVED/ADDED: 4/ 0/ 0

FUND CODE	2014
<hr/>	
PHASE: CONSTRUCTION / RESPONSIBLE AGENCY: MANAGED BY CITY OF ST PETERSBURG	
HSP	269,700
PHASE: CONSTRUCTION / RESPONSIBLE AGENCY: RESPONSIBLE AGENCY NOT AVAILABLE	
SA	1,000
TOTAL 433787 1	270,700
TOTAL 433787 1	270,700

ITEM NUMBER:434307 1 PROJECT DESCRIPTION:112TH AVENUE NORTH FROM WEST OF 4TH ST N TO EAST OF 4TH ST N
DISTRICT:07 COUNTY:PINELLAS
ROADWAY ID:15900001 PROJECT LENGTH: .150MI

NON-SIS
TYPE OF WORK:TRAFFIC OPS IMPROVEMENT
LANES EXIST/IMPROVED/ADDED: 4/ 4/ 0

FUND CODE	2014
<hr/>	
PHASE: CONSTRUCTION / RESPONSIBLE AGENCY: MANAGED BY CITY OF ST PETERSBURG	
HSP	129,000
PHASE: CONSTRUCTION / RESPONSIBLE AGENCY: RESPONSIBLE AGENCY NOT AVAILABLE	
HSP	1,000
TOTAL 434307 1	130,000
TOTAL 434307 1	130,000
TOTAL DIST: 07	17,890,464
TOTAL HIGHWAYS	17,890,464

FLORIDA DEPARTMENT OF TRANSPORTATION
OFFICE OF WORK PROGRAM
ANNUAL OBLIGATIONS REPORT
=====

PLANNING
=====

ITEM NUMBER:259397 1 PROJECT DESCRIPTION:PINELLAS COUNTY UPWP
DISTRICT:07 COUNTY:PINELLAS
ROADWAY ID: PROJECT LENGTH: .000

NON-SIS
TYPE OF WORK:TRANSPORTATION PLANNING
LANES EXIST/IMPROVED/ADDED: 0/ 0/ 0

FUND
CODE

2014

PHASE: PRELIMINARY ENGINEERING / RESPONSIBLE AGENCY: RESPONSIBLE AGENCY NOT AVAILABLE

PL

762,710

TOTAL 259397 1

762,710

TOTAL 259397 1

762,710

ITEM NUMBER:430015 1 PROJECT DESCRIPTION:PINELLAS COUNTY MPO PLANNING/UPDATES
DISTRICT:07 COUNTY:PINELLAS
ROADWAY ID: PROJECT LENGTH: .000

NON-SIS
TYPE OF WORK:PLANNING MODELS/DATA UPDATE
LANES EXIST/IMPROVED/ADDED: 0/ 0/ 0

FUND
CODE

2014

PHASE: PRELIMINARY ENGINEERING / RESPONSIBLE AGENCY: RESPONSIBLE AGENCY NOT AVAILABLE

SU

350,000

TOTAL 430015 1

350,000

TOTAL 430015 1

350,000

ITEM NUMBER:432439 1 PROJECT DESCRIPTION:REGIONAL PLANNING CHAIRS COORDINATING COMMITTEE
DISTRICT:07 COUNTY:PINELLAS
ROADWAY ID: PROJECT LENGTH: .000

NON-SIS
TYPE OF WORK:TRANSPORTATION PLANNING
LANES EXIST/IMPROVED/ADDED: 0/ 0/ 0

FUND
CODE

2014

PHASE: PRELIMINARY ENGINEERING / RESPONSIBLE AGENCY: RESPONSIBLE AGENCY NOT AVAILABLE

PL

30,000

TOTAL 432439 1

30,000

TOTAL 432439 1

30,000

TOTAL DIST: 07

1,142,710

TOTAL PLANNING

1,142,710

ITEM NUMBER:415738 4	PROJECT DESCRIPTION:OLDSMAR TRAIL 3 OF 5 FROM R E OLDS PARK TO CYPRESS FOREST PK	*NON-SIS*
DISTRICT:07	COUNTY:PINELLAS	TYPE OF WORK:BIKE PATH/TRAIL
ROADWAY ID:	PROJECT LENGTH: .000	LANES EXIST/IMPROVED/ADDED: 0/ 0/ 0
FUND		
CODE	2014	
PHASE: CONSTRUCTION / RESPONSIBLE AGENCY: MANAGED BY CITY OF OLDSMAR		
SE	66,916	
TALT	4,904	
TALU	7,278	
TOTAL 415738 4	79,098	
TOTAL 415738 4	79,098	

ITEM NUMBER:415738 6	PROJECT DESCRIPTION:OLDSMAR TRAIL 5 OF 5 FROM SHEFFIELD PARK TO CURLEW RD	*NON-SIS*
DISTRICT:07	COUNTY:PINELLAS	TYPE OF WORK:BIKE PATH/TRAIL
ROADWAY ID:	PROJECT LENGTH: .000	LANES EXIST/IMPROVED/ADDED: 0/ 0/ 0
FUND		
CODE	2014	
PHASE: CONSTRUCTION / RESPONSIBLE AGENCY: MANAGED BY CITY OF OLDSMAR		
TALU	112,657	
TOTAL 415738 6	112,657	
TOTAL 415738 6	112,657	
TOTAL DIST: 07	191,755	
TOTAL MISCELLANEOUS	191,755	
GRAND TOTAL	19,224,929	

Section 6: Transportation Disadvantaged Program

PINELLAS COUNTY TRANSPORTATION IMPROVEMENT PROGRAM METROPOLITAN PLANNING ORGANIZATION TRANSPORTATION DISADVANTAGED FISCAL YEARS: 2015/16 THRU 2019/20 (FUNDS SHOWN ARE IN THOUSANDS)											
W.P.I.#	PROJECT DESCRIPTION	15/16		16/17		17/18		18/19		19/20	
789853	Pinellas County TD Commission Planning Grant	39 TDTF	MSC	39 TDTF	MSC	39 TDTF	MSC	39 TDTF	MSC	39 TDTF	MSC
7897852	Pinellas County TD Commission Operations Grant (PSTA)	220 LF 2,194 TDTF		220 LF 2,194 TDTF		220 LF 2,194 TDTF		220 LF 2,194 TDTF		220 LF 2,194 TDTF	

Section 7: Public Transportation Work Program

PINELLAS AREA PUBLIC TRANSPORTATION IMPROVEMENT PROGRAM FISCAL YEAR 2014/2015 THROUGH 2018/2019

INTRODUCTION

This section of the Transportation Improvement Program (TIP) reflects input from the Florida Department of Transportation (FDOT), the Pinellas Suncoast Transit Authority (PSTA), the Tampa Bay Area Regional Transportation Authority (TBARTA) and local airport operators.



Funding sources of public transportation projects are denoted in the TIP and State Work Program as D2, DL2, DU2, LF2, FAA, and FTA. The D2 funds are State-matching funds and are derived from the State of Florida's primary gasoline tax. The DL2 and DU2 funds are State funds requiring reimbursement. FAA funds are

Federal Aviation Administration funds. The sources of local funds (LF2) are ad valorem taxes.

FTA funds are categorized as 5307, 5339, 5310, 5316 and 5317. Federal Project Numbers are shown in the first line of the project description.

It is the policy of the MPO that the acquisition of additional buses by the PSTA should be reviewed by the MPO in conjunction with operational and service enhancement provisions within the adopted Transit Development Plan (TDP). The review by the MPO will consider such bus acquisition/replacement components as size, need, and technology advances.

ALBERT WHITTED AIRPORT**FUNDS SHOWN ARE IN THOUSANDS**

WORK ITEM #	PROJECT DESCRIPTION	2015/16	2016/17	2017/18	2018/19	2019/20
2821001	Airport PAPI/REILS					CST 21 ACPF
2821002	Airport Southwest Hangar Redevelopment	CST 700 ACPF				
2821003	Airport Airfield Improvements				CST 166 ACPF	
2821004	Airport Runway 18/36 Rehabilitation		1			CST 250 ACPF
2821005	Airport Master Plan Update			CST 150 ACPF		
2821006	Taxiway C Rehabilitation	CST 121 ACPF				
2821007	Airport Southwest Hangar Redevelopment	CST 50 CFCIF				

ACPF = Airport Capital Projects Fund; PAPI = Precision Approach Path Indicators; REILS = Runway End Identifier Lights; CFCIF = City Facilities Capital Improvement Fund

**PINELLAS COUNTY METROPOLITAN PLANNING ORGANIZATION
TRANSPORTATION IMPROVEMENT PROGRAM
(PUBLIC TRANSPORTATION)
FISCAL YEARS 2015/16 – 2019/20**

CLEARWATER AIRPARK		FUNDS SHOWN IN THOUSANDS				
WORK ITEM #	PROJECT DESCRIPTION	2015/16	2016/17	2017/18	2018/19	19/20
-	Update Masterplan	CAP 50				
4317941	New Hangar		CAP 700			
4329771	Airport Ground Support Equipment Replacement			CAP 100		
435222-1	Replace Airplane Hangar C				CAP 1,200	
435227-1	Construct Permanent Terminal					3,800

CAP = Capital Grant

PORT OF ST. PETERSBURG**FUNDS SHOWN ARE IN THOUSANDS**

WORK ITEM #	PROJECT DESCRIPTION	2015/16	2016/17	2017/18	2018/19	2019/20
FPN# 4225011	Seaport Renovation and Replacement	CST 400 NCIIF	CST 400 NCIIF	CST 400 NCIIF	CST 400 NCIIF	CST 132 NCIIF
	Port and Wharf Rehabilitation and Utilities		101 PCPF	101 PCPF	101 PCPF	101 PCPF

CST=Construction; NCIIF – Neighborhood and Citywide Infrastructure Capital Improvement Fund; PCPF – Port Capital Projects Fund

ST. PETE CLEARWATER INTERNATIONAL AIRPORT
FUNDS SHOWN IN THOUSANDS

Proj. #	Project Title	2015/16	2016/17	2017/18	2018/19	2019/20
000023A	Airfield Drainage Rehabilitation Airport	\$500				
000026A	Taxiway Rehabilitation Phase I	\$2,380				
000029A	Terminal Ramp Rehabilitation Airport	\$5,908				
000031A	New Maintenance Facility	\$750	\$750			
000032A	Runway Conversion Airport				\$5,440	
000034A	Construct New GA Taxiways and Roads Airport		\$1,000	\$3,000		
000035A	Runway 18/36 Rehabilitation Airport			\$6,000		
000036A	Taxiway Rehabilitation - Phase II	\$1,625	\$5,135			
000037A	Acquisition of ARFF Vehicles		\$800			
000316A	Terminal Generator					\$1,500
000317A	New T-Hanger Airport					\$7,000
000321A	Airport Road and Parking Lot Improvements	630				
001063A	ARFF Building					\$1,500
001064A	Airco Site Development				\$1,643	
001543A	Taxiway T Rehabilitation	\$100	\$1,050			
001544A	Terminal Improvements Phase III	\$5,310	\$2,940			
001546A	Modify Terminal Access Roadway	\$1,000	\$6,000	\$1,000		
001548A	Airport Master Plan Update		\$750	\$750		
001583A	Security System Upgrade	\$200	\$1,000			
002111A	Installation of Checked Baggage System	\$3,000				
002515A	Remote Lot Expansion Phase II		\$1,500			

ARFF – Air Rescue and Fire Fighting

**PINELLAS COUNTY METROPOLITAN PLANNING ORGANIZATION
TRANSPORTATION IMPROVEMENT PROGRAM
(PUBLIC TRANSPORTATION)
FISCAL YEARS 2015/16 THROUGH 2019/20**

PINELLAS SUNCOAST TRANSIT AUTHORITY

FUNDS ARE SHOWN IN THOUSANDS

FDOT NO.	PROJECT DESCRIPTION	FY 2015/16	FY 2016/17	FY 2017/18	FY 2018/19	FY 2019/20
402520-1-94-	PSTA FY 2015 Section 5307 Formula Funds (Partial): FL 90-X873 - The initial application (\$8,378,851) will include: preventive maintenance, tire lease, replacement revenue vehicles, computer hardware and software, passenger shelters, 3 rd party contracts, misc. support equipment, rehab/renovation misc. equipment, short range planning, employee education/training, project administration, and contingency. After the full apportionment is released the amendment application (approximately \$4,121,149) will also be used for the purchase replacement revenue vehicles.	Capital FTA (100%) 8,379	Capital FTA (100%) 12,600	Capital FTA (100%) 12,600	Capital FTA (100%) 12,600	Capital FTA (100%) 12,600
434304-1-94-	PSTA FY 2015 Section 5339 Bus & Bus Facilities (Partial): FL 34-0034 - The initial application (\$962,825) will be used for the purchase of replacement revenue vehicles. After the full apportionment is released the amendment application (approximately \$437,175) will also be used for the purchase replacement revenue vehicles.	Capital FTA (100%) \$963	Capital FTA (100%) \$1,400	Capital FTA (100%) \$1,400	Capital FTA (100%) \$1,400	Capital FTA (100%) \$1,400
402520-1-94-	PSTA FY 2015 Section 5307 Formula Funds (Partial): FL 90-X873 - The initial application (\$8,378,851) will include: preventive maintenance, tire lease, replacement revenue vehicles, computer hardware and software, passenger shelters, 3 rd party contracts, misc. support equipment, rehab/renovation misc. equipment, short range planning, employee education/training, project administration, and contingency. After the full apportionment is released the amendment application (approximately \$4,121,149) will also be used for the purchase replacement revenue vehicles.	Capital FTA (100%) 8,379	Capital FTA (100%) 12,600	Capital FTA (100%) 12,600	Capital FTA (100%) 12,600	Capital FTA (100%) 12,600
434304-1-94-	PSTA FY 2015 Section 5339 Bus & Bus Facilities (Partial): FL 34-0034 - The initial application (\$962,825) will be used for the purchase of replacement revenue vehicles. After the full apportionment is released the amendment application (approximately \$437,175) will also be used for the purchase replacement revenue vehicles.	Capital FTA (100%) \$963	Capital FTA (100%) \$1,400	Capital FTA (100%) \$1,400	Capital FTA (100%) \$1,400	Capital FTA (100%) \$1,400
436144-1-94-	PSTA Flexed Funds: FL 90-X875 – Construction Project at US 19 & Enterprise Road.	Capital FTA (100%) \$365				

**PINELLAS COUNTY METROPOLITAN PLANNING ORGANIZATION
TRANSPORTATION IMPROVEMENT PROGRAM
(PUBLIC TRANSPORTATION)
FISCAL YEARS 2015/16 THROUGH 2019/20**

PINELLAS SUNCOAST TRANSIT AUTHORITY

FUNDS ARE SHOWN IN THOUSANDS

FDOT NO.	PROJECT DESCRIPTION	FY 2015/16	FY 2016/17	FY 2017/18	FY 2018/19	FY 2019/20
402513-1-84-	PSTA State Block Grant Operating Assistance	Operating FDOT \$4,181	Operating FDOT \$4,179	Operating FDOT \$4,287	Operating FDOT \$4,429	Operating FDOT \$4,651
410695-1-84-	PSTA – Gandy Corridor; Commuter Express Bus Service, Rt. 100X.	Urban Corridor FDOT \$155	Urban Corridor FDOT \$155	Urban Corridor FDOT \$155	Urban Corridor FDOT \$167	Urban Corridor FDOT \$160
418265-1-84-	PSTA – SR 688/I275 corridor, commuter express bus service, Route 300X	Urban Corridor FDOT \$165	Urban Corridor FDOT \$165	Urban Corridor FDOT \$165	Urban Corridor FDOT \$176	Urban Corridor FDOT \$165
430319-1-84-	Flex Service – East Lake	Urban Corridor FDOT \$234	Urban Corridor FDOT \$234	Urban Corridor FDOT \$234	Urban Corridor FDOT \$246	Urban Corridor FDOT \$240
430320-1-84-	Flex Service – Curlew Road	Urban Corridor FDOT \$211	Urban Corridor FDOT \$211	Urban Corridor FDOT \$211	Urban Corridor FDOT \$222	Urban Corridor FDOT \$220
436703-1-84-	Route 60 Express Service	Service Developm ent FDOT \$1,960				

The FY 2014/15 column is the amount of federal and state funds that have been obligated for this project in the most recently completed federal fiscal year between October 1, 2013 and September 30, 2014

**PINELLAS COUNTY METROPOLITAN PLANNING ORGANIZATION
TRANSPORTATION IMPROVEMENT PROGRAM
(PASCO COUNTY PUBLIC TRANSPORTATION)
FISCAL YEARS: 2014/15 – 2019/20**

Item No.	Facility	Fund	Phase	14/15	15/16	16/17	17/18	18/19	19/20
402397	PASCO COUNTY Section 5307 Capital for Fixed Route- Purchasing/Leasing, Maint./Operation Expenses, ADA Service, and Construction.	FTA Local\State Toll Credit	MSC	3,072,384 834,122	3,472,364 834,122	3,872,363 858,389	3,125,457 906,133	3,125,457 731,357	3,125,457 731,357
434416	PASCO COUNTY Section 5339 Bus & Bus Facilities:	FTA Local/State Toll Credit	MSC	278,832 69,708	278,832 69,708				

In accordance with 49CFR U.S.C Section 5307, Pinellas County functions as a “designated recipient” for Section 5307 funds for that portion of Pasco County in the Tampa-ST. Petersburg Urbanized Area. A Supplemental Agreement between the Federal Transit Administration, Pasco County, and Pinellas County was executed December 1993 designating Pasco County as the Grant Recipient for Section 5307 and Operating Funds. Pinellas County, as the “designated recipient”, agrees to permit Pasco County to receive and dispense these funds. Pasco County is also a recipient of Section 5307 funds for the Zephyrhills Urbanized Area. State toll credits will be used as a soft match for capital purchases as availability allows. These figures are subject to Congressional approval of budget levels for FY 2015/16 – 2019/20.

**PINELLAS COUNTY METROPOLITAN PLANNING ORGANIZATION
TRANSPORTATION IMPROVEMENT PROGRAM
(PUBLIC TRANSPORTATION)
FISCAL YEARS 2014/15 – 2019/20**

FTA SECTION 5310 PROGRAM

FUNDS SHOWN IN THOUSANDS

AGENCY	PROJECT DESCRIPTION	14/15	15/16	16/17	17/18	18/19	19/20
CAREER SOURCE PINELLAS	5310 NF-Workforce transportation workforce retention subsidy OPERATING ASSISTANCE	FTA 845.0 DS 105.6 LF 105.6					
NEIGHBORLY CARE NETWORK	5310 NF-Elder Person's EZ- Ride cross-county transportation expansion OPERATING ASSISTANCE	FTA 3,124.0 DS 390.5 LF 390.5					
PINELLAS SUNCOAST TRANSIT AUTHORITY (PSTA)	5310 NF-Dunedin-Palm Harbor North Connector Route-OPERATING ASSISTANCE FOR PSTA-PINELLAS	FTA 2103.2 DS 262.9 LF 262.9					

FTA = Federal Transit Administration; DS = State Primary Highways and PTO; LF = Local Funds

Note: Program of projects changes annually. 5310 grant applicants are evaluated each year for funding.

**PINELLAS COUNTY METROPOLITAN PLANNING ORGANIZATION
TRANSPORTATION IMPROVEMENT PROGRAM
(PUBLIC TRANSPORTATION)
FISCAL YEARS 2014/15 THROUGH 2019/20**

TAMPA BAY AREA REGIONAL TRANSPORTATION AUTHORITY

FUNDS ARE SHOWN IN THOUSANDS

FDOT NO.	PROJECT DESCRIPTION	FY 2014/15	FY 2015/16	FY 2016/17	FY 2017/18	FY 2018/19	FY 2019/20
FL-90-X822	TBARTA Section 5307 (FY 2012/13) – Regional Commuter Vanpool Program to contract for vehicles, acquire computer hardware/software, and administer the program.	Capital Equipment and Operating Activities FTA (100%) \$799.6					
	TBARTA Section 5307 (FY 2013/14) – Planning and Operating Activities	Planning and Operating Activities FTA (100%) \$836.5					
FL-04-0156-00 <small>FTA = Federal Transit Administration</small>	TBARTA Section 5309 (FY 2012/13) – One-Call/One-Click Transportation Information Center	FTA (100%) \$1,098					
FL-26-0023-00	TBARTA Section 5312 (FY 2012/13) – Research for One-Call/One-Click Program	FTA (100%) \$50					

Section 8: Pinellas County Work Program

PINELLAS COUNTY 6 YEAR WORK PROGRAM: ROAD, INTERSECTION & BRIDGE IMPROVEMENTS FY 2015/16 - FY 2020/21

CST (1037A)
CST (702A)
CST (700A)
CST (2158A)

PD&E (423A)

CST (1018A)

CST (1021A)

CST (1020A)

CST (1034A)

CST/REHAB (1033A)

CST (2109A)

CST/REHAB (2110A)

CST (1035A)

CST (1022A)

CST (297A)

CST (1023A)

CST (1036A)

CST (2106A)

* CST (147A)

CST (1039A)

CST (1038A)

COMMENCEMENT OF PROGRAMMED CONSTRUCTION

- FY 2015/16
- FY 2016/17
- FY 2017/18
- FY 2018/19
- FY 2019/20
- FY 2020/21
- Under Construction or Scheduled in 2014/15

(XXXXXX) - Project Number

- Intersection Improvements
- Bridges
- Arterial Road Widening

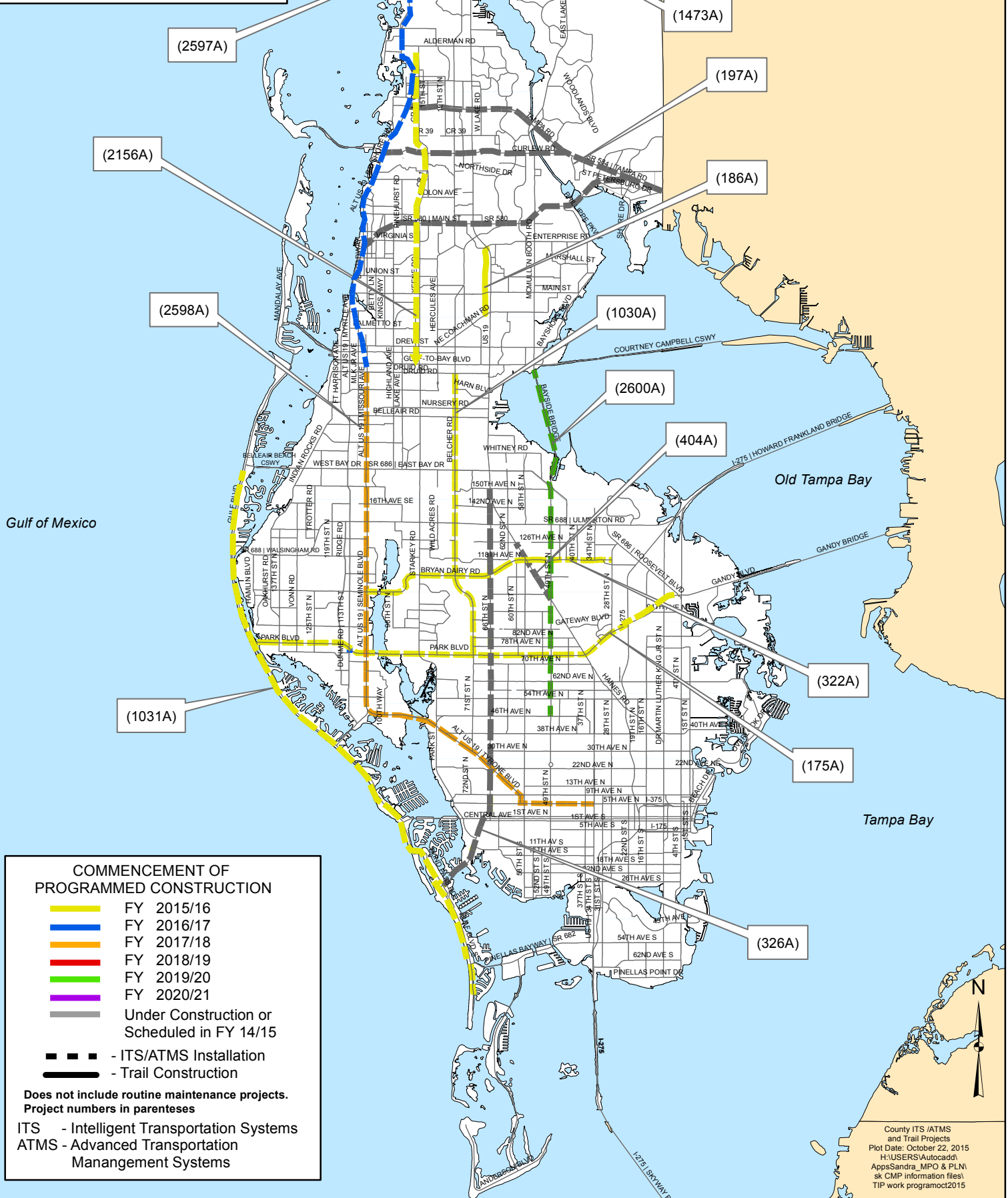
Does not include routine maintenance projects.
Project numbers in parentheses

- CST - Construction
- PD&E - Project Development and Environmental Study
- PE - Preliminary Engineering
- PS - Professional Services (Design)
- ROW - Right-of-Way Acquisition

*Reconstruction to Urban Standards

County Road, Intersections
& Bridge Projects
Plot Date: October 22, 2015
H:\USERS\Autocadd
Apps\Sandra.MPO & PLN
sk CMP information files
TIP work programoct2015

**PINELLAS COUNTY
6 YEAR WORK PROGRAM:
ITS/ATMS AND
TRAIL PROJECTS
FY 2015/16 - FY 2020/21**



**COMMENCEMENT OF
PROGRAMMED CONSTRUCTION**

- FY 2015/16
- FY 2016/17
- FY 2017/18
- FY 2018/19
- FY 2019/20
- FY 2020/21
- Under Construction or Scheduled in FY 14/15

- - - - ITS/ATMS Installation
- - Trail Construction

Does not include routine maintenance projects.
Project numbers in parentheses

ITS - Intelligent Transportation Systems
ATMS - Advanced Transportation Management Systems

**SUMMARY TABLE OF MAJOR ROAD PROJECTS IN THE
FY 2015/16 – 2020/21 PINELLAS COUNTY CAPITAL IMPROVEMENT PROGRAM**

PROJECT NUMBER	LOCATION	PROJECT DESCRIPTION	STATUS
2110A	Forest Lakes Blvd from Pine Ave to Pinellas/Hillsborough County Line (Phase II)	Pavement Reconstruct and Road Widening 2 to 4 lanes	CST Deferred from 2015/16 to 2016/17
297A	Gateway Expressway 118 th Ave N/ CR 296 (Future SR 690) from US 19 (SR 55) to E of 28 th St N	New Road/Bridge Construction 0 to 4 lanes	CST 2016/17
147A	Haines Rd from 51 st Ave N to 60 th Ave N	Road and Intersection Improvements	CST 2015/16
1018A	Betty Lane at Sunset Point Road	Intersection Improvements	CST Deferred from 2015/16 to 2016/17
1020A	N.E. Coachman Rd at Coachman Rd	Intersection Improvements	CST 2015/16
1021A	Belcher Rd at Belleair Rd	Intersection Improvements	CST Deferred from 2014/15 to 2015/16
1022A	102 nd Ave N at Antilles Dr	Intersection Improvements	CST 2015/16
1023A	131 st St N at 82 nd Ave N and 86 th Ave N	Intersection Improvements	CST 2015/16
*1025A	38 th Ave N at 49 th St N	Intersection Improvements	Moved out of work program
*1511A	38 th Ave N at 58 th St N	Intersection Improvements	Moved out of work program
1038A	Park St from Tyrone Blvd to 54 th Ave N	Intersection Improvements	CST 2015/16
1039A	Park St/Starkey Rd from 84 th Ln N to 82 nd Ave N	Reconstruct/Road Widening 4 to 6 lanes	CST Deferred from 2014/15 to 2015/16 Project limits revised (formerly Park St/Starkey Rd from 84 th Ln N to Flamevine Ave)
423A	Dunedin Causeway Bridge	Bridge Replacement PD&E Study	PD&E underway
700A	Westwinds Dr Bridge over Westwind Canal	Bridge Replacement	CST Deferred from 2015/16 to 2016/17
702A	Crosswinds Dr Bridge over Crosswinds Canal	Bridge Replacement	CST 2015/16
1033A	Bayside Bridge	Bridge Rehabilitation	CST Deferred from 2014/15 to 2015/16
1034A	Old Coachman Rd over Alligator Creek	Bridge Replacement	CST Deferred from 2015/16 to 2016/17
1035A	Oakwood Dr over Stephanie's Channel	Bridge Replacement	CST 2015/16
1036A	San Martin Blvd over Riviera Bay	Bridge Replacement	CST 2017/18
1037A	Beckett Bridge	Bridge Replacement	CST 2018/19

**SUMMARY TABLE OF MAJOR ROAD PROJECTS IN THE
FY 2015/16 – 2020/21 PINELLAS COUNTY CAPITAL IMPROVEMENT PROGRAM**

PROJECT NUMBER	LOCATION	PROJECT DESCRIPTION	STATUS
*109A	Beckett Bridge PD&E	Bridge Replacement PD&E	PD&E underway
2106A	Haines Rd from 60 th Ave N to US 19 (SR 55)	Reconstruct	CST 2016/17
2109A	Whitney Rd at Wolford Rd	Intersection Improvements	CST Deferred from 2015/16 to 2016/17
*2114A	38 th Ave N at 28 th St N	Intersection Improvements	Moved out of work program
2158A	Alt US 19 (SR 595) at Nebraska Ave	Intersection Improvements	CST 2015/16

* Project is not mapped on Pinellas County 6 Year Work Program maps

Notes:

- 1) CST = Construction; ROW = Right-of-Way; PD&E = Project Development & Environment Study
- 2) Shaded projects indicate changes in the FY 2014/15 – 2019/20 Pinellas County Capital Improvement Program (CIP) compared to the adopted FY 2013/14 – 2018/19 CIP. The status column summarizes the changes.
- 3) This project summary table does not include projects such as landscaping, airport improvements, drainage work, railroad crossings and routine maintenance and repairs.
- 4) Regarding 297A, the Gateway Expressway project will ultimately provide a partially-controlled access facility connecting I-275 (SR 93) to US Highway 19 and I-275 (SR 93) to the Bayside Bridge via an elevated tolled expressway. This project is a funding commitment of local Penny for Pinellas funds to the Florida Department of Transportation for project design and construction.

**SUMMARY TABLE OF
INTELLIGENT TRANSPORTATION SYSTEM (ITS) AND
TRAIL PROJECTS IN THE FY 2015/16 – 2020/21 PINELLAS COUNTY
CAPITAL IMPROVEMENT PROGRAM**

PROJECT NUMBER	LOCATION	PROJECT DESCRIPTION	STATUS
175A	Park Blvd (SR 694) from 4 th St to Gulf Blvd	ATMS Improvements	CST Deferred from 2014/15 to 2015/16
2598A	South Loop Fiber Project on Alt US 19 (SR 595) from Druid Rd to 5 th Ave N; and 5 th Ave N from Alt US 19 to 34 th St S	ITS Improvements	CST Added 2017/18 (improvements to the completed ITS project 196A)
322A	Bryan Dairy Rd/118th Ave N from 28th St N to Alt US 19 (SR 595)	ITS Communication System	CST Deferred from 2014/15 to 2015/16
197A	Main St (SR 580), Curlew Rd (SR 586) and Tampa Rd (SR 584) from Alt US 19 (SR 595) to the Hillsborough County Line	ATMS/ITS Improvements	CST 2014/15
326A	66 th St/Pasadena Ave (SR 693) from US 19 (SR 55) to Gulf Blvd (SR 699)	ATMS/ITS Improvements	CST underway
404A	US 19 (SR 55) from 49 th St N to 126 th Ave N	ATMS/ITS Improvements	CST underway
*984A	Friendship Trail Bridge	Demolition	Demolition Deferred from 2014/15 to 2015/16
1030A	Belcher Rd from Druid Rd to Park Blvd N	ATMS Improvements	CST 2015/16
1473A	US 19 (SR 55) ATMS/ITS from E Tarpon Ave to Pinellas/Pasco County Line	ATMS/ITS Improvements	CST underway
186A	Pinellas/Progress Energy Trail Extension from Enterprise Rd/ US 19 (SR 55) to NE Coachman Rd (SR 590) on the Progress Energy Florida, Inc. right-of-way	Shared Use Bike Path/Trail	CST 2015/16
*2155A	Starkey Rd from Tyrone Blvd to Gulf-to-Bay Blvd (SR 60)	ATMS/ITS Improvements	Moved out of the work program
2156A	Keene Rd (CR 1) from Gulf-to-Bay Blvd (SR 60) to Alderman Rd	ATMS/ITS Improvements	CST Advanced from 2016/17 to 2015/16
*2157A	113 th St N from 54 th Ave N to West Bay Dr	ATMS/ITS Improvements	Moved out of the work program
2597A	Alt US 19 (SR 595) N from SR 60 to Pasco County Line	ATMS Improvements	CST added 2016/17
2598A	Alt US 19 (SR 595) S from SR 60 to 34 th St N	ATMS Improvements	CST added 2017/18

**SUMMARY TABLE OF
INTELLIGENT TRANSPORTATION SYSTEM (ITS) AND
TRAIL PROJECTS IN THE FY 2015/16 – 2020/21 PINELLAS COUNTY
CAPITAL IMPROVEMENT PROGRAM**

PROJECT NUMBER	LOCATION	PROJECT DESCRIPTION	STATUS
*2599A	Downtown St. Petersburg ATMS	ATMS Improvements	CST added 2017/18
2600A	49 th St N from 46 th Ave N to Gulf-to-Bay Blvd (SR 60)	ATMS Improvements	CST added 2019/20
*2601A	ATMS (Phase 3) Expansion	ATMS Improvements	PE added 2016/17
1031A	Gulf Blvd from Belleair Beach Causeway (SR 686) to S of 35 th Ave/Pinellas Bayway	ATMS Improvements	CST 2015/16

* Project is not mapped on Pinellas County 6 Year Work Program maps

Notes:

- 1) CST = Construction; PE = Preliminary Engineering; ATMS = Arterial Traffic Management Systems ITS = Intelligent Transportation Systems
- 2) Shaded projects indicate changes in the FY 2014/15 – 2019/20 Pinellas County Capital Improvement Program (CIP) compared to the adopted FY 2013/14 – 2018/19 CIP. The status column summarizes the changes.
- 3) This project summary table does not include projects such as drainage work, railroad crossings and routine maintenance and repairs.

Pinellas County Capital Improvement Program
Project Budget Detail Report

August 24, 2015
Page 276 of 387

Parameters: Budget Type Code: Planning Fund Type: All

		Current Year Estimate 2015	2016	2017	2018	2019	2020	2021	2022	2023	2024	2025	Total
Function: Transportation													
Activity: Airports													
Project: 000023A 1205 Airfield Drainage Rehabilitation Airport													
Fund: 4001	Airport Rev & Op	Center: 422010	Airport Capital Projects	Program: 2049	Airport Capital Projects Program								
030.31	Other Construct PFC	510,250	500,000	0	0	0	0	0	0	0	0	0	1,010,250
Project Total for : Fund: 4001		<i>Airport Rev & Op</i>	<i>Center: 422010</i>	<i>Airport Capital Projects</i>	<i>Program: 2049</i>	<i>Airport Capital Projects Program</i>							
		510,250	500,000	0	0	0	0	0	0	0	0	0	1,010,250
Total for Project: 000023A		1205 Airfield Drainage Rehabilitation Airport											
		510,250	500,000	0	0	0	0	0	0	0	0	0	1,010,250
Funding Source:													
Passenger Facilities Charges		510,250	500,000	0	0	0	0	0	0	0	0	0	1,010,250
Funding Total:		510,250	500,000	0	0	0	0	0	0	0	0	0	1,010,250

Project Description: Design & construction of drainage improvements to the airfield portion of the Airport

Project Classifications:
CIE Elements Transportation - Ports & Aviation
Location Airport
Originating Department Airport

Pinellas County Capital Improvement Program
Project Budget Detail Report

August 24, 2015

Page 277 of 387

Parameters: Budget Type Code: Planning Fund Type: All

	Current Year Estimate 2015	2016	2017	2018	2019	2020	2021	2022	2023	2024	2025	Total
--	-------------------------------------	------	------	------	------	------	------	------	------	------	------	-------

Function: Transportation
Activity: Airports

Project: 000026A 2273 Taxiway Rehabilitation Phase 1

Fund: 4001	Airport Rev & Op	Center: 422010	Airport Capital Projects	Program: 2049	Airport Capital Projects Program							
030.21	Runwy&Taxi Const PFC	725,190	483,460	0	0	0	0	0	0	0	0	1,208,650
030.5	Runwy&Taxi Const-FAA	8,702,250	5,801,500	0	0	0	0	0	0	0	0	14,503,750
030.8	RunwyTaxi Const-FDOT	241,730	161,150	0	0	0	0	0	0	0	0	402,880
Project Total for : Fund: 4001			Airport Rev & Op	Center: 422010	Airport Capital Projects	Program: 2049	Airport Capital Projects Program					
		9,669,170	6,446,110	0	0	0	0	0	0	0	0	16,115,280
Total for Project: 000026A 2273 Taxiway Rehabilitation Phase 1												
		9,669,170	6,446,110	0	0	0	0	0	0	0	0	16,115,280

Funding Source:												
Grant - State		241,730	161,150	0	0	0	0	0	0	0	0	402,880
Passenger Facilities Charges		725,190	483,460	0	0	0	0	0	0	0	0	1,208,650
Grant - Federal		8,702,250	5,801,500	0	0	0	0	0	0	0	0	14,503,750
Funding Total:		9,669,170	6,446,110	0	0	0	0	0	0	0	0	16,115,280

Project Description: Design and construction costs for the pavement rehabilitation of taxiways.

Project Classifications:

CIE Elements	Transportation - Ports & Aviation
Location	Airport
Originating Department	Airport

Pinellas County Capital Improvement Program
Project Budget Detail Report

August 24, 2015

Page 278 of 387

Parameters: Budget Type Code: Planning Fund Type: All

Current Year Estimate												
2015												
2016												
2017												
2018												
2019												
2020												
2021												
2022												
2023												
2024												
2025												
Total												
Function: Transportation												
Activity: Airports												
Project: 000029A 2132 Terminal Ramp Rehabilitation Airport												
Fund: 4001	Airport Rev & Op	Center: 422010	Airport Capital Projects	Program: 2049	Airport Capital Projects Program							
030.31	Other Const PFC	30,000	440,760	0	0	0	0	0	0	0	0	470,760
030.6	Other Construct-FAA	540,000	5,316,840	0	0	0	0	0	0	0	0	5,856,840
030.9	Other Construct-FDOT	30,000	150,000	0	0	0	0	0	0	0	0	180,000
Project Total for : Fund: 4001 Airport Rev & Op			Center: 422010 Airport Capital Projects	Program: 2049	Airport Capital Projects Program							
			600,000	5,907,600	0	0	0	0	0	0	0	6,507,600
Total for Project: 000029A 2132 Terminal Ramp Rehabilitation Airport			600,000	5,907,600	0	0	0	0	0	0	0	6,507,600
Funding Source:												
Grant - State		30,000	150,000	0	0	0	0	0	0	0	0	180,000
Passenger Facilities Charges		30,000	440,760	0	0	0	0	0	0	0	0	470,760
Grant - Federal		540,000	5,316,840	0	0	0	0	0	0	0	0	5,856,840
Funding Total:		600,000	5,907,600	0	0	0	0	0	0	0	0	6,507,600

Project Description: Design and construction for the rehabilitation of the pavement surfaces of the Terminal aircraft parking apron.

Project Classifications:

CIE Elements	Transportation - Ports & Aviation
Location	Airport
Originating Department	Airport

Pinellas County Capital Improvement Program
Project Budget Detail Report

August 24, 2015

Page 279 of 387

Parameters: Budget Type Code: Planning Fund Type: All

		Current Year Estimate 2015	2016	2017	2018	2019	2020	2021	2022	2023	2024	2025	Total
Function: Transportation													
Activity: Airports													
Project: 000031A 2134 New Maintenance Facility													
Fund: 4001	Airport Rev & Op	Center: 422010	Airport Capital Projects		Program: 2049	Airport Capital Projects Program							
030.1	Bldg Construct-Apt	0	375,000	375,000	0	0	0	0	0	0	0	0	750,000
030.7	Bldg Construct-FDOT	0	375,000	375,000	0	0	0	0	0	0	0	0	750,000
Project Total for : Fund: 4001 Airport Rev & Op			Center: 422010	Airport Capital Projects	Program: 2049	Airport Capital Projects Program							
			0	750,000	750,000	0	0	0	0	0	0	0	1,500,000
Total for Project: 000031A 2134 New Maintenance Facility			0	750,000	750,000	0	0	0	0	0	0	0	1,500,000
Funding Source:													
Grant - State			0	375,000	375,000	0	0	0	0	0	0	0	750,000
Airport Funds			0	375,000	375,000	0	0	0	0	0	0	0	750,000
Funding Total:			0	750,000	750,000	0	0	0	0	0	0	0	1,500,000

Project Description: Construction of a new airport maintenance facility to replace the current facility that is more than 50 years old

Project Classifications:

CIE Elements	Transportation - Ports & Aviation
Location	Airport
Originating Department	Airport

Pinellas County Capital Improvement Program
Project Budget Detail Report

Parameters: Budget Type Code: Planning Fund Type: All

	Current Year Estimate 2015	2016	2017	2018	2019	2020	2021	2022	2023	2024	2025	Total
--	-------------------------------------	------	------	------	------	------	------	------	------	------	------	-------

Function: Transportation
Activity: Airports

Project: 000032A 925 Runway Conversion Airport

Fund: 4001	Airport Rev & Op	Center: 422010	Airport Capital Projects	Program: 2049	Airport Capital Projects Program							
030.21	Runwy&Taxi	0	0	0	0	720,000	0	0	0	0	0	720,000
	Const-PFC											
030.5	Runwy&Taxi	0	0	0	0	4,000,000	0	0	0	0	0	4,000,000
	Const-FAA											
030.8	RunwyTaxi	0	0	0	0	720,000	0	0	0	0	0	720,000
	Const-FDOT											
Project Total for : Fund: 4001 Airport Rev & Op Center: 422010 Airport Capital Projects Program: 2049 Airport Capital Projects Program												
	0	0	0	0	5,440,000	0	0	0	0	0	0	5,440,000
Total for Project: 000032A 925 Runway Conversion Airport												
	0	0	0	0	5,440,000	0	0	0	0	0	0	5,440,000

Funding Source:

Grant - State	0	0	0	0	720,000	0	0	0	0	0	0	720,000
Passenger Facilities Charges	0	0	0	0	720,000	0	0	0	0	0	0	720,000
Grant - Federal	0	0	0	0	4,000,000	0	0	0	0	0	0	4,000,000
Funding Total:	0	0	0	0	5,440,000	0	0	0	0	0	0	5,440,000

Project Description: Design and construction costs for the conversion of Runway 9-27 to a taxiway

Project Classifications:

CIE Elements	Transportation - Ports & Aviation
Location	Airport
Originating Department	Airport

Pinellas County Capital Improvement Program
Project Budget Detail Report

August 24, 2015

Page 281 of 387

Parameters: Budget Type Code: Planning Fund Type: All

Current Year Estimate												
	2015	2016	2017	2018	2019	2020	2021	2022	2023	2024	2025	Total
Function: Transportation												
Activity: Airports												
Project: 000033A 1206 Cargo Apron Construction Airport												
Fund: 4001	Airport Rev & Op	Center: 422010	Airport Capital Projects	Program: 2049	Airport Capital Projects Program							
030.11	BldCons-PrivContrib	0	0	0	0	0	0	0	0	1,550,000	1,550,000	3,100,000
030.31	Other Construct-PFC	0	0	0	0	0	0	0	0	225,000	225,000	450,000
030.6	Other Construct-FAA	0	0	0	0	0	0	0	0	2,500,000	2,500,000	5,000,000
030.9	Other Construct-FDOT	0	0	0	0	0	0	0	0	225,000	225,000	450,000
Project Total for : Fund: 4001 Airport Rev & Op Center: 422010 Airport Capital Projects Program: 2049 Airport Capital Projects Program												
	0	0	0	0	0	0	0	0	0	4,500,000	4,500,000	9,000,000
Total for Project: 000033A 1206 Cargo Apron Construction Airport												
	0	0	0	0	0	0	0	0	0	4,500,000	4,500,000	9,000,000
Funding Source:												
Grant - State		0	0	0	0	0	0	0	0	225,000	225,000	450,000
Private Contribution		0	0	0	0	0	0	0	0	1,550,000	1,550,000	3,100,000
Passenger Facilities Charges		0	0	0	0	0	0	0	0	225,000	225,000	450,000
Grant - Federal		0	0	0	0	0	0	0	0	2,500,000	2,500,000	5,000,000
Funding Total:												
	0	0	0	0	0	0	0	0	0	4,500,000	4,500,000	9,000,000

Project Description: Design and construction costs for a new apron for cargo airlines

Project Classifications:

CIE Elements Transportation - Ports & Aviation
Location Airport
Originating Department Airport

Pinellas County Capital Improvement Program
Project Budget Detail Report

August 24, 2015

Page 282 of 387

Parameters: Budget Type Code: Planning Fund Type: All

Current Year Estimate												
	2015	2016	2017	2018	2019	2020	2021	2022	2023	2024	2025	Total
Function: Transportation												
Activity: Airports												
Project: 000034A 2133 Construct New GA Taxiways and Roads Airport												
Fund: 4001	Airport Rev & Op	Center: 422010	Airport Capital Projects		Program: 2049	Airport Capital Projects Program						
030.2	Runwy&Taxi	0	0	50,000	150,000	0	0	0	0	0	0	200,000
	Const-Apt											
030.5	Runwy&Taxi	0	0	900,000	2,700,000	0	0	0	0	0	0	3,600,000
	Const-FAA											
030.8	RunwyTaxi	0	0	50,000	150,000	0	0	0	0	0	0	200,000
	Const-FDOT											
Project Total for : Fund: 4001 Airport Rev & Op Center: 422010 Airport Capital Projects Program: 2049 Airport Capital Projects Program												
	0	0	1,000,000	3,000,000	0	0	0	0	0	0	0	4,000,000
Total for Project: 000034A 2133 Construct New GA Taxiways and Roads Airport												
	0	0	1,000,000	3,000,000	0	0	0	0	0	0	0	4,000,000
Funding Source:												
	Grant - State	0	0	50,000	150,000	0	0	0	0	0	0	200,000
	Airport Funds	0	0	50,000	150,000	0	0	0	0	0	0	200,000
	Grant - Federal	0	0	900,000	2,700,000	0	0	0	0	0	0	3,600,000
Funding Total:												
	0	0	1,000,000	3,000,000	0	0	0	0	0	0	0	4,000,000

Project Description: Design and construction for the new general aviation taxiways and ramps for the AIRCO parcel.

Project Classifications:

CIE Elements Transportation - Ports & Aviation
Location Airport
Originating Department Airport

Pinellas County Capital Improvement Program
Project Budget Detail Report

August 24, 2015
Page 283 of 387

Parameters: Budget Type Code: Planning Fund Type: All

Current Year Estimate												
2015	2016	2017	2018	2019	2020	2021	2022	2023	2024	2025	Total	

Function: Transportation
Activity: Airports

Project: 000035A 2020 Runway 18/36 Rehabilitation Airport

Fund: 4001	Airport Rev & Op	Center: 422010	Airport Capital Projects	Program: 2049	Airport Capital Projects Program							
030.21	Runwy&Taxi	0	0	0	300,000	0	0	0	0	0	0	300,000
	Const-PFC											
030.5	Runwy&Taxi	0	0	0	5,400,000	0	0	0	0	0	0	5,400,000
	Const-FAA											
030.8	RunwyTaxi	0	0	0	300,000	0	0	0	0	0	0	300,000
	Const-FDOT											
Project Total for : Fund: 4001 Airport Rev & Op Center: 422010 Airport Capital Projects Program: 2049 Airport Capital Projects Program												
	0	0	0	6,000,000	0	0	0	0	0	0	0	6,000,000
Total for Project: 000035A 2020 Runway 18/36 Rehabilitation Airport												
	0	0	0	6,000,000	0	0	0	0	0	0	0	6,000,000

Funding Source:

Grant - State	0	0	0	300,000	0	0	0	0	0	0	0	300,000
Passenger Facilities Charges	0	0	0	300,000	0	0	0	0	0	0	0	300,000
Grant - Federal	0	0	0	5,400,000	0	0	0	0	0	0	0	5,400,000
Funding Total:	0	0	0	6,000,000	0	0	0	0	0	0	0	6,000,000

Project Description: Design & construction costs for the pavement rehabilitation of the airport's air carrier runway

Project Classifications:

CIE Elements	Transportation - Ports & Aviation
Location	Airport
Originating Department	Airport

Pinellas County Capital Improvement Program
Project Budget Detail Report

August 24, 2015

Page 284 of 387

Parameters: Budget Type Code: Planning Fund Type: All

		Current Year Estimate 2015	2016	2017	2018	2019	2020	2021	2022	2023	2024	2025	Total
Function: Transportation													
Activity: Airports													
Project: 000036A 2274Taxiway Rehabilitation - Phase II													
Fund: 4001	Airport Rev & Op	Center: 422010	Airport Capital Projects		Program: 2049		Airport Capital Projects Program						
020.21	Runwy&Taxi Des. PFC	16,582	0	0	0	0	0	0	0	0	0	0	16,582
020.5	Runwy&Taxi DesignFAA	298,476	0	0	0	0	0	0	0	0	0	0	298,476
020.8	RunwyTaxi DesignFDOT	16,582	0	0	0	0	0	0	0	0	0	0	16,582
030.21	Runwy&Taxi Const-PFC	0	81,250	256,750	0	0	0	0	0	0	0	0	338,000
030.5	Runwy&Taxi Const-FAA	0	1,462,500	4,621,500	0	0	0	0	0	0	0	0	6,084,000
030.8	RunwyTaxi Const-FDOT	0	81,250	256,750	0	0	0	0	0	0	0	0	338,000
Project Total for : Fund: 4001		Airport Rev & Op	Center: 422010	Airport Capital Projects	Program: 2049	Airport Capital Projects Program							
		331,640	1,625,000	5,135,000	0	0	0	0	0	0	0	0	7,091,640
Total for Project: 000036A 2274Taxiway Rehabilitation - Phase II		331,640	1,625,000	5,135,000	0	0	0	0	0	0	0	0	7,091,640
Funding Source:													
Grant - State		16,582	81,250	256,750	0	0	0	0	0	0	0	0	354,582
Passenger Facilities Charges		16,582	81,250	256,750	0	0	0	0	0	0	0	0	354,582
Grant - Federal		298,476	1,462,500	4,621,500	0	0	0	0	0	0	0	0	6,382,476
Funding Total:		331,640	1,625,000	5,135,000	0	0	0	0	0	0	0	0	7,091,640

Project Description: Design and construction costs for the pavement rehabilitation of taxiway M and also includes rehabilitation of taxiways D,B,C,L,G,&J

Project Classifications:

CIE Elements Transportation - Ports & Aviation
Location Airport
Originating Department Airport

Pinellas County Capital Improvement Program
Project Budget Detail Report

Parameters: Budget Type Code: Planning Fund Type: All

Current Year Estimate												
2015	2016	2017	2018	2019	2020	2021	2022	2023	2024	2025	Total	

Pinellas County Capital Improvement Program
Project Budget Detail Report

August 24, 2015

Page 286 of 387

Parameters: Budget Type Code: Planning Fund Type: All

		Current Year Estimate 2015	2016	2017	2018	2019	2020	2021	2022	2023	2024	2025	Total
Function: Transportation													
Activity: Airports													
Project: 000037A Acquire Airport Rescue and Fire-Fighting Vehicles Airport													
Fund: 4001	Airport Rev & Op	Center: 422010	Airport Capital Projects		Program: 2049	Airport Capital Projects Program							
110.31	Other - Apt PFC	0	0	80,000	0	0	0	0	0	0	0	0	80,000
110.6	Other-FAA	0	0	720,000	0	0	0	0	0	0	0	0	720,000
Project Total for : Fund: 4001		Airport Rev & Op	Center: 422010	Airport Capital Projects	Program: 2049	Airport Capital Projects Program							
		0	0	800,000	0	0	0	0	0	0	0	0	800,000
Total for Project: 000037A		Acquire Airport Rescue and Fire-Fighting Vehicles Airport											
		0	0	800,000	0	0	0	0	0	0	0	0	800,000
Funding Source:													
Passenger Facilities Charges		0	0	80,000	0	0	0	0	0	0	0	0	80,000
Grant - Federal		0	0	720,000	0	0	0	0	0	0	0	0	720,000
Funding Total:		0	0	800,000	0	0	0	0	0	0	0	0	800,000

Project Description: Replacement of Airport Rescue and Fire Fighting Vehicles for the Airport

Project Classifications:

CIE Elements	Transportation - Ports & Aviation
Location	Airport
Originating Department	Airport

Pinellas County Capital Improvement Program
Project Budget Detail Report

August 24, 2015

Page 287 of 387

Parameters: Budget Type Code: Planning Fund Type: All

Current Year Estimate												
	2015	2016	2017	2018	2019	2020	2021	2022	2023	2024	2025	Total
Function: Transportation												
Activity: Airports												
Project: 000315A 2278 Terminal Improvements - Phase II												
Fund: 4001	Airport Rev & Op	Center: 422010	Airport Capital Projects	Program: 2049	Airport Capital Projects Program							
030.1	Bldg Construct-Apt	610,479	0	0	0	0	0	0	0	0	0	610,479
030.11	Bldg Construct-PFC	1,209,100	0	0	0	0	0	0	0	0	0	1,209,100
030.7	Bldg Construct-FDOT	466,021	0	0	0	0	0	0	0	0	0	466,021
Project Total for : Fund: 4001 Airport Rev & Op Center: 422010 Airport Capital Projects Program: 2049 Airport Capital Projects Program												
	2,285,600	0	0	0	0	0	0	0	0	0	0	2,285,600
Total for Project: 000315A 2278 Terminal Improvements - Phase II												
	2,285,600	0	0	0	0	0	0	0	0	0	0	2,285,600
Funding Source:												
Grant - State	466,021	0	0	0	0	0	0	0	0	0	0	466,021
Airport Funds	610,479	0	0	0	0	0	0	0	0	0	0	610,479
Passenger Facilities Charges	1,209,100	0	0	0	0	0	0	0	0	0	0	1,209,100
Funding Total:												
	2,285,600	0	0	0	0	0	0	0	0	0	0	2,285,600

Project Description: Design and construction costs for the next phase of terminal renovations which include HVAC upgrades, fire alarm upgrades, baggage claim roof, bathroom renovations, passenger flight information and baggage information upgrades.

Project Classifications:
CIE Elements Transportation - Ports & Aviation
Location Airport
Originating Department Airport

Pinellas County Capital Improvement Program
Project Budget Detail Report

August 24, 2015

Page 288 of 387

Parameters: Budget Type Code: Planning Fund Type: All

		Current Year Estimate											
		2015	2016	2017	2018	2019	2020	2021	2022	2023	2024	2025	Total
Function: Transportation													
Activity: Airports													
Project: 000316A		2279 Terminal Generator Airport											
Fund: 4001	Airport Rev & Op	Center: 422010	Airport Capital Projects		Program: 2049	Airport Capital Projects Program							
110.11	Bldg Other-PFC	0	0	0	0	0	75,000	0	0	0	0	0	75,000
110.4	Bldg Other-FAA	0	0	0	0	0	1,350,000	0	0	0	0	0	1,350,000
110.7	Bldg Other-FDOT	0	0	0	0	0	75,000	0	0	0	0	0	75,000
Project Total for : Fund: 4001		Airport Rev & Op	Center: 422010	Airport Capital Projects		Program: 2049	Airport Capital Projects Program						
		0	0	0	0	0	1,500,000	0	0	0	0	0	1,500,000
Total for Project: 000316A		2279 Terminal Generator Airport											
		0	0	0	0	0	1,500,000	0	0	0	0	0	1,500,000
Funding Source:													
Grant - State		0	0	0	0	0	75,000	0	0	0	0	0	75,000
Passenger Facilities Charges		0	0	0	0	0	75,000	0	0	0	0	0	75,000
Grant - Federal		0	0	0	0	0	1,350,000	0	0	0	0	0	1,350,000
Funding Total:		0	0	0	0	0	1,500,000	0	0	0	0	0	1,500,000

Project Description: Design and construction costs for the installation of a new emergency standby generator for the terminal building

Project Classifications:

CIE Elements	Transportation - Ports & Aviation
Location	Airport
Originating Department	Airport

Pinellas County Capital Improvement Program
Project Budget Detail Report

August 24, 2015

Page 289 of 387

Parameters: Budget Type Code: Planning Fund Type: All

Current Year Estimate												
	2015	2016	2017	2018	2019	2020	2021	2022	2023	2024	2025	Total
Function: Transportation												
Activity: Airports												
Project: 000317A 2280 New T-Hangers Airport												
Fund: 4001	Airport Rev & Op	Center: 422010	Airport Capital Projects	Program: 2049	Airport Capital Projects Program							
030.11	Bldg Const-PFC	0	0	0	0	0	100,000	0	0	0	0	100,000
030.12	Bldg Const-Private	0	0	0	0	0	5,900,000	0	0	0	0	5,900,000
030.4	Bldg Construct-FAA	0	0	0	0	0	1,000,000	0	0	0	0	1,000,000
Project Total for : Fund: 4001 Airport Rev & Op Center: 422010 Airport Capital Projects Program: 2049 Airport Capital Projects Program												
	0	0	0	0	0	0	7,000,000	0	0	0	0	7,000,000
Total for Project: 000317A 2280 New T-Hangers Airport												
	0	0	0	0	0	0	7,000,000	0	0	0	0	7,000,000
Funding Source:												
	Private Contribution	0	0	0	0	0	5,900,000	0	0	0	0	5,900,000
	Passenger Facilities Charges	0	0	0	0	0	100,000	0	0	0	0	100,000
	Grant - Federal	0	0	0	0	0	1,000,000	0	0	0	0	1,000,000
Funding Total:												
	0	0	0	0	0	0	7,000,000	0	0	0	0	7,000,000

Project Description: Design and construction costs for the construction of new general aviation aircraft t-hangars

Project Classifications:

CIE Elements Transportation - Ports & Aviation
Location Airport
Originating Department Airport

Pinellas County Capital Improvement Program
Project Budget Detail Report

August 24, 2015
Page 290 of 387

Parameters: Budget Type Code: Planning Fund Type: All

Current Year Estimate												
	2015	2016	2017	2018	2019	2020	2021	2022	2023	2024	2025	Total
Function: Transportation												
Activity: Airports												
Project: 000321A 2276 Road & Pkg Lot Imprvmnts Airport												
Fund: 4001	Airport Rev & Op	Center: 422010	Airport Capital Projects	Program: 2049		Airport Capital Projects Program						
030.3	Other Construct-Apt	750,000	315,000	0	0	0	0	0	0	0	0	1,065,000
030.9	Other Construct-FDOT	750,000	315,000	0	0	0	0	0	0	0	0	1,065,000
Project Total for : Fund: 4001 Airport Rev & Op Center: 422010 Airport Capital Projects Program: 2049 Airport Capital Projects Program												
		1,500,000	630,000	0	0	0	0	0	0	0	0	2,130,000
Total for Project: 000321A 2276 Road & Pkg Lot Imprvmnts Airport												
		1,500,000	630,000	0	0	0	0	0	0	0	0	2,130,000
Funding Source:												
	Grant - State	750,000	315,000	0	0	0	0	0	0	0	0	1,065,000
	Airport Funds	750,000	315,000	0	0	0	0	0	0	0	0	1,065,000
Funding Total:												
		1,500,000	630,000	0	0	0	0	0	0	0	0	2,130,000

Project Description: Design and construction costs for the expansion of the Airport's remote parking lot

Project Classifications:

CIE Elements	Transportation - Ports & Aviation
Location	Airport
Originating Department	Airport

Pinellas County Capital Improvement Program
Project Budget Detail Report

August 24, 2015

Page 291 of 387

Parameters: Budget Type Code: Planning Fund Type: All

		Current Year Estimate	2015	2016	2017	2018	2019	2020	2021	2022	2023	2024	2025	Total
Function: Transportation														
Activity: Airports														
Project: 001063A Air Rescue and Fire Fighting (ARFF) Building														
Fund: 4001	Airport Rev & Op	Center: 422010	Airport Capital Projects		Program: 2049		Airport Capital Projects Program							
030.11	Bldg Construct PFC		0	0	0	0	0	75,000	0	0	0	0	0	75,000
030.4	Bldg Construct FAA		0	0	0	0	0	1,350,000	0	0	0	0	0	1,350,000
030.7	Bldg Construct FDOT		0	0	0	0	0	75,000	0	0	0	0	0	75,000
Project Total for : Fund: 4001 Airport Rev & Op			Center: 422010	Airport Capital Projects		Program: 2049		Airport Capital Projects Program						
			0	0	0	0	0	1,500,000	0	0	0	0	0	1,500,000
Total for Project: 001063A Air Rescue and Fire Fighting (ARFF) Building			0	0	0	0	0	1,500,000	0	0	0	0	0	1,500,000
Funding Source:														
Grant - State			0	0	0	0	0	75,000	0	0	0	0	0	75,000
Passenger Facilities Charges			0	0	0	0	0	75,000	0	0	0	0	0	75,000
Grant - Federal			0	0	0	0	0	1,350,000	0	0	0	0	0	1,350,000
Funding Total:			0	0	0	0	0	1,500,000	0	0	0	0	0	1,500,000

Project Description: Design and construction costs for the construction of a new Air Rescue and Fire Fighting (ARFF) Building

Project Classifications:

CIE Elements	Transportation - Ports & Aviation
Location	Airport
Originating Department	Airport

Pinellas County Capital Improvement Program
Project Budget Detail Report

August 24, 2015

Page 292 of 387

Parameters: Budget Type Code: Planning Fund Type: All

		Current Year Estimate 2015	2016	2017	2018	2019	2020	2021	2022	2023	2024	2025	Total
Function: Transportation													
Activity: Airports													
Project: 001064A Relocate Airfield Electric Vault													
Fund: 4001	Airport Rev & Op	Center: 422010	Airport Capital Projects		Program: 2049		Airport Capital Projects Program						
030.31	Other Construct PFC	0	0	0	0	0	0	125,000	0	0	0	0	125,000
030.6	Other Construct FAA	0	0	0	0	0	0	2,250,000	0	0	0	0	2,250,000
030.9	Other Construct FDOT	0	0	0	0	0	0	125,000	0	0	0	0	125,000
Project Total for : Fund: 4001 Airport Rev & Op			Center: 422010	Airport Capital Projects	Program: 2049		Airport Capital Projects Program						
		0	0	0	0	0	0	2,500,000	0	0	0	0	2,500,000
Total for Project: 001064A Relocate Airfield Electric Vault			0	0	0	0	0	2,500,000	0	0	0	0	2,500,000
Funding Source:													
	Grant - State	0	0	0	0	0	0	125,000	0	0	0	0	125,000
	Passenger Facilities Charges	0	0	0	0	0	0	125,000	0	0	0	0	125,000
	Grant - Federal	0	0	0	0	0	0	2,250,000	0	0	0	0	2,250,000
Funding Total:		0	0	0	0	0	0	2,500,000	0	0	0	0	2,500,000
Project Description: Design and construction costs to relocate and construct a new airfield electric vault													
Project Classifications:													
Location		Airport											

Pinellas County Capital Improvement Program
Project Budget Detail Report

August 24, 2015

Page 293 of 387

Parameters: Budget Type Code: Planning Fund Type: All

		Current Year Estimate 2015	2016	2017	2018	2019	2020	2021	2022	2023	2024	2025	Total
Function: Transportation													
Activity: Airports													
Project: 001065A AIRCO Site Development													
Fund: 4001	Airport Rev & Op	Center: 422010	Airport Capital Projects		Program: 2049		Airport Capital Projects Program						
030.3	Other Construct Apt	0	0	0	0	821,510	0	0	0	0	0	0	821,510
030.9	Other Construct FDOT	0	0	0	0	821,510	0	0	0	0	0	0	821,510
Project Total for : Fund: 4001 Airport Rev & Op			Center: 422010	Airport Capital Projects	Program: 2049	Airport Capital Projects Program							
			0	0	0	1,643,020	0	0	0	0	0	0	1,643,020
Total for Project: 001065A AIRCO Site Development			0	0	0	1,643,020	0	0	0	0	0	0	1,643,020
Funding Source:													
Grant - State		0	0	0	0	821,510	0	0	0	0	0	0	821,510
Airport Funds		0	0	0	0	821,510	0	0	0	0	0	0	821,510
Funding Total:		0	0	0	0	1,643,020	0	0	0	0	0	0	1,643,020

Project Description: Design and construction costs to commence the installation of support infrastructure for the former Airco parcel

Project Classifications:

Location Airport

Pinellas County Capital Improvement Program
Project Budget Detail Report

August 24, 2015

Page 294 of 387

Parameters: Budget Type Code: Planning Fund Type: All

Current Year Estimate												
2015	2016	2017	2018	2019	2020	2021	2022	2023	2024	2025	Total	

Function: Transportation
Activity: Airports

Project: 001543A Taxiway T Rehabilitation

Fund: 4001	Airport Rev & Op	Center: 422010	Airport Capital Projects	Program: 2049	Airport Capital Projects Program							
020.21	Runwy/Taxi DesignPFC	0	5,000	52,500	0	0	0	0	0	0	0	57,500
020.5	R & T Design - FAA	0	90,000	945,000	0	0	0	0	0	0	0	1,035,000
020.8	R & T Design - FDOT	0	5,000	52,500	0	0	0	0	0	0	0	57,500
Project Total for : Fund: 4001 Airport Rev & Op			Center: 422010 Airport Capital Projects	Program: 2049	Airport Capital Projects Program							
		0	100,000	1,050,000	0	0	0	0	0	0	0	1,150,000
Total for Project: 001543A Taxiway T Rehabilitation												
		0	100,000	1,050,000	0	0	0	0	0	0	0	1,150,000
Funding Source:												
	Grant - State	0	5,000	52,500	0	0	0	0	0	0	0	57,500
	Passenger Facilities Charges	0	5,000	52,500	0	0	0	0	0	0	0	57,500
	Grant - Federal	0	90,000	945,000	0	0	0	0	0	0	0	1,035,000
Funding Total:		0	100,000	1,050,000	0	0	0	0	0	0	0	1,150,000

Project Description: Taxiway T Rehabilitation

Project Classifications:

CIE Elements	Transportation - Ports & Aviation
Location	Airport
Originating Department	Airport

Pinellas County Capital Improvement Program
Project Budget Detail Report

August 24, 2015
Page 295 of 387

Parameters: Budget Type Code: Planning Fund Type: All

		Current Year Estimate 2015	2016	2017	2018	2019	2020	2021	2022	2023	2024	2025	Total
Function: Transportation													
Activity: Airports													
Project: 001544A Terminal Improvements Phase III													
Fund: 4001	Airport Rev & Op	Center: 422010	Airport Capital Projects		Program: 2049	Airport Capital Projects Program							
020.11	Building Design PFC	878,690	0	0	0	0	0	0	0	0	0	0	878,690
030.11	Construc Bldg - PFC	0	5,310,000	2,940,000	0	0	0	0	0	0	0	0	8,250,000
Project Total for : Fund: 4001 Airport Rev & Op			Center: 422010	Airport Capital Projects	Program: 2049	Airport Capital Projects Program							
		878,690	5,310,000	2,940,000	0	0	0	0	0	0	0	0	9,128,690
Total for Project: 001544A Terminal Improvements Phase III			878,690	5,310,000	2,940,000	0	0	0	0	0	0	0	9,128,690
Funding Source:													
	Passenger Facilities Charges	878,690	5,310,000	2,940,000	0	0	0	0	0	0	0	0	9,128,690
Funding Total:		878,690	5,310,000	2,940,000	0	0	0	0	0	0	0	0	9,128,690

Project Description: Rehabilitation of Passenger Departure Gates 7-11 and Security Checkpoints.

Project Classifications:
CIE Elements Transportation - Ports & Aviation
Location Airport
Originating Department Airport

Pinellas County Capital Improvement Program
Project Budget Detail Report

August 24, 2015

Page 296 of 387

Parameters: Budget Type Code: Planning Fund Type: All

		Current Year Estimate 2015	2016	2017	2018	2019	2020	2021	2022	2023	2024	2025	Total
Function: Transportation													
Activity: Airports													
Project: 001546A Modify Terminal Access Roadway													
Fund: 4001	Airport Rev & Op	Center: 422010	Airport Capital Projects		Program: 2049		Airport Capital Projects Program						
030.3	Other Construction	0	150,000	900,000	150,000	0	0	0	0	0	0	0	1,200,000
030.9	Other Constr - FDOT	0	850,000	5,100,000	850,000	0	0	0	0	0	0	0	6,800,000
Project Total for : Fund: 4001 Airport Rev & Op			Center: 422010	Airport Capital Projects	Program: 2049	Airport Capital Projects Program							
			0	1,000,000	6,000,000	1,000,000	0	0	0	0	0	0	8,000,000
Total for Project: 001546A Modify Terminal Access Roadway			0	1,000,000	6,000,000	1,000,000	0	0	0	0	0	0	8,000,000
Funding Source:													
Grant - State			0	850,000	5,100,000	850,000	0	0	0	0	0	0	6,800,000
Airport Funds			0	150,000	900,000	150,000	0	0	0	0	0	0	1,200,000
Funding Total:			0	1,000,000	6,000,000	1,000,000	0	0	0	0	0	0	8,000,000

Project Description: Project is to design and construct the pavement surface rehabilitation and realignment of the Terminal Access Road

Project Classifications:

CIE Elements	Transportation - Ports & Aviation
Location	Airport
Originating Department	Airport

Pinellas County Capital Improvement Program
Project Budget Detail Report

August 24, 2015

Page 297 of 387

Parameters: Budget Type Code: Planning Fund Type: All

		Current Year Estimate 2015	2016	2017	2018	2019	2020	2021	2022	2023	2024	2025	Total
Function: Transportation													
Activity: Airports													
Project: 001548A Airport Master Plan Update													
Fund: 4001	Airport Rev & Op	Center: 422010	Airport Capital Projects		Program: 2049		Airport Capital Projects Program						
110.31	Other - PFC	0	0	37,500	37,500	0	0	0	0	0	0	0	75,000
110.6	Other - FAA	0	0	675,000	675,000	0	0	0	0	0	0	0	1,350,000
110.9	Other - FDOT	0	0	37,500	37,500	0	0	0	0	0	0	0	75,000
Project Total for : Fund: 4001 Airport Rev & Op			Center: 422010	Airport Capital Projects	Program: 2049	Airport Capital Projects Program							
			0	0	750,000	750,000	0	0	0	0	0	0	1,500,000
Total for Project: 001548A Airport Master Plan Update			0	0	750,000	750,000	0	0	0	0	0	0	1,500,000
Funding Source:													
Grant - State		0	0	37,500	37,500	0	0	0	0	0	0	0	75,000
Passenger Facilities Charges		0	0	37,500	37,500	0	0	0	0	0	0	0	75,000
Grant - Federal		0	0	675,000	675,000	0	0	0	0	0	0	0	1,350,000
Funding Total:		0	0	750,000	750,000	0	0	0	0	0	0	0	1,500,000

Project Description: Project is to update the Master Plan for the Airport which will be 15 years old at this time..

Project Classifications:

CIE Elements	Transportation - Ports & Aviation
Location	Airport
Originating Department	Airport

Pinellas County Capital Improvement Program
Project Budget Detail Report

August 24, 2015

Page 298 of 387

Parameters: Budget Type Code: Planning Fund Type: All

		Current Year Estimate 2015	2016	2017	2018	2019	2020	2021	2022	2023	2024	2025	Total
Function: Transportation													
Activity: Airports													
Project: 001583A Security System Upgrades													
Fund: 4001	Airport Rev & Op	Center: 422010	Airport Capital Projects		Program: 2049		Airport Capital Projects Program						
030.31	Other Constr - PFC	0	20,000	100,000	0	0	0	0	0	0	0	0	120,000
030.6	Other Constr - FAA	0	180,000	900,000	0	0	0	0	0	0	0	0	1,080,000
Project Total for : Fund: 4001 Airport Rev & Op			Center: 422010	Airport Capital Projects	Program: 2049	Airport Capital Projects Program							
			0	200,000	1,000,000	0	0	0	0	0	0	0	1,200,000
Total for Project: 001583A Security System Upgrades			0	200,000	1,000,000	0	0	0	0	0	0	0	1,200,000
Funding Source:													
Passenger Facilities Charges		0	20,000	100,000	0	0	0	0	0	0	0	0	120,000
Grant - Federal		0	180,000	900,000	0	0	0	0	0	0	0	0	1,080,000
Funding Total:		0	200,000	1,000,000	0	0	0	0	0	0	0	0	1,200,000

Project Description: Purpose of the project is completion of Security Upgrades to Fencing, Gates, Cameras, and Alarms.

Project Classifications:

CIE Elements	Transportation - Ports & Aviation
Location	Airport
Originating Department	Airport

Pinellas County Capital Improvement Program
Project Budget Detail Report

August 24, 2015

Page 299 of 387

Parameters: Budget Type Code: Planning Fund Type: All

		Current Year Estimate 2015	2016	2017	2018	2019	2020	2021	2022	2023	2024	2025	Total
Function: Transportation													
Activity: Airports													
Project: 001734A USCG Crosswalk and Sidewalk Construction at Rescue Way and Fairchild Drive													
Fund: 4001	Airport Rev & Op	Center: 422010	Airport Capital Projects	Program: 2049	Airport Capital Projects Program								
030.22	Constr-Sidewalk DIG	0	200,000	0	0	0	0	0	0	0	0	0	200,000
030.3	Constr-Airport	0	50,000	0	0	0	0	0	0	0	0	0	50,000
Project Total for : Fund: 4001		<i>Airport Rev & Op</i>	<i>Center: 422010</i>	<i>Airport Capital Projects</i>	<i>Program: 2049</i>	<i>Airport Capital Projects Program</i>							
		0	250,000	0	0	0	0	0	0	0	0	0	250,000
Total for Project: 001734A		<i>USCG Crosswalk and Sidewalk Construction at Rescue Way and Fairchild Drive</i>											
		0	250,000	0	0	0	0	0	0	0	0	0	250,000
Funding Source:													
Grant - State		0	200,000	0	0	0	0	0	0	0	0	0	200,000
Airport Funds		0	50,000	0	0	0	0	0	0	0	0	0	50,000
Funding Total:		0	250,000	0	0	0	0	0	0	0	0	0	250,000

Project Description: Crosswalk, ADA ramps and sidewalk construction.

Project Classifications:

Location Clearwater
Originating Department DEI Public Works
Penny Program Transportation and Traffic Flow

Pinellas County Capital Improvement Program
Project Budget Detail Report

August 24, 2015

Page 300 of 387

Parameters: Budget Type Code: Planning Fund Type: All

	Current Year Estimate 2015	2016	2017	2018	2019	2020	2021	2022	2023	2024	2025	Total
--	-------------------------------------	------	------	------	------	------	------	------	------	------	------	-------

Function: Transportation
Activity: Airports

Project: 002111A Installation of Checked Baggage System

Fund: 4001	Airport Rev & Op	Center: 422010	Airport Capital Projects	Program: 2049	Airport Capital Projects Program							
030.31	Other Constr - Apt	0	700,000	0	0	0	0	0	0	0	0	700,000
030.61	Other Const - TSA	0	2,000,000	0	0	0	0	0	0	0	0	2,000,000
030.9	Other Const - FDOT	0	300,000	0	0	0	0	0	0	0	0	300,000
Project Total for : Fund: 4001 Airport Rev & Op			Center: 422010 Airport Capital Projects	Program: 2049	Airport Capital Projects Program							
		0	3,000,000	0	0	0	0	0	0	0	0	3,000,000
Total for Project: 002111A Installation of Checked Baggage System			0	3,000,000	0	0	0	0	0	0	0	3,000,000
Funding Source:												
	Grant - State	0	300,000	0	0	0	0	0	0	0	0	300,000
	Airport Funds	0	700,000	0	0	0	0	0	0	0	0	700,000
	Grant - Federal	0	2,000,000	0	0	0	0	0	0	0	0	2,000,000
Funding Total:			0	3,000,000	0	0	0	0	0	0	0	3,000,000

Project Description: Installation of Checked Baggage System

Project Classifications:

CIE Elements	Capital Improvements Element
Location	Airport
Originating Department	Airport

Pinellas County Capital Improvement Program
Project Budget Detail Report

August 24, 2015

Page 301 of 387

Parameters: Budget Type Code: Planning Fund Type: All

		Current Year Estimate 2015	2016	2017	2018	2019	2020	2021	2022	2023	2024	2025	Total
Function: Transportation													
Activity: Airports													
Project: 002514A Taxiway "T" Expansion													
Fund: 4001	Airport Rev & Op	Center: 422010	Airport Capital Projects		Program: 2049		Airport Capital Projects Program						
030.3	Other Const - Airprt	0	0	0	0	0	0	0	200,000	200,000	0	0	400,000
030.6	Other Const - FAA	0	0	0	0	0	0	0	3,600,000	3,600,000	0	0	7,200,000
030.9	Other Const - FDOT	0	0	0	0	0	0	0	200,000	200,000	0	0	400,000
Project Total for : Fund: 4001 Airport Rev & Op			Center: 422010	Airport Capital Projects	Program: 2049		Airport Capital Projects Program						
			0	0	0	0	0	0	4,000,000	4,000,000	0	0	8,000,000
Total for Project: 002514A Taxiway "T" Expansion			0	0	0	0	0	0	4,000,000	4,000,000	0	0	8,000,000
Funding Source:													
Grant - State		0	0	0	0	0	0	0	200,000	200,000	0	0	400,000
Airport Funds		0	0	0	0	0	0	0	200,000	200,000	0	0	400,000
Grant - Federal		0	0	0	0	0	0	0	3,600,000	3,600,000	0	0	7,200,000
Funding Total:		0	0	0	0	0	0	0	4,000,000	4,000,000	0	0	8,000,000

Project Description: Expansion of Pavement ot Taxiway Tango

Project Classifications:

CIE Elements	Transportation - Ports & Aviation
Location	Airport
Originating Department	Airport

Pinellas County Capital Improvement Program
Project Budget Detail Report

August 24, 2015

Page 302 of 387

Parameters: Budget Type Code: Planning Fund Type: All

Current Year Estimate												
	2015	2016	2017	2018	2019	2020	2021	2022	2023	2024	2025	Total
Function: Transportation												
Activity: Airports												
Project: 002515A Remote Lot Expansion Phase II												
Fund: 4001 Airport Rev & Op Center: 422010 Airport Capital Projects Program: 2049 Airport Capital Projects Program												
030.3 Other Const -Airport 0 0 1,500,000 0 0 0 0 0 0 0 0 1,500,000												
<i>Project Total for : Fund: 4001 Airport Rev & Op Center: 422010 Airport Capital Projects Program: 2049 Airport Capital Projects Program</i>												
0 0 1,500,000 0 0 0 0 0 0 0 0 1,500,000												
<i>Total for Project: 002515A Remote Lot Expansion Phase II</i>												
0 0 1,500,000 0 0 0 0 0 0 0 0 1,500,000												
Funding Source:												
Airport Funds 0 0 1,500,000 0 0 0 0 0 0 0 0 1,500,000												
<i>Funding Total:</i> 0 0 1,500,000 0 0 0 0 0 0 0 0 1,500,000												

Project Description: Expansion of Remote Lot Pavement and Markings

Project Classifications:

CIE Elements	Transportation - Ports & Aviation
Location	Airport
Originating Department	Airport

Pinellas County Capital Improvement Program
Project Budget Detail Report

August 24, 2015

Page 303 of 387

Parameters: Budget Type Code: Planning Fund Type: All

Current Year Estimate												
	2015	2016	2017	2018	2019	2020	2021	2022	2023	2024	2025	Total
Function: Transportation												
Activity: Airports												
Project: 002651A Airfield Pavement Improvements for Coast Guard												
Fund: 4001 Airport Rev & Op Center: 422010 Airport Capital Projects Program: 2049 Airport Capital Projects Program												
030.22 Constr-DIG 0 200,000 0 0 0 0 0 0 0 0 200,000												
<i>Project Total for : Fund: 4001 Airport Rev & Op Center: 422010 Airport Capital Projects Program: 2049 Airport Capital Projects Program</i>												
0 200,000 0 0 0 0 0 0 0 0 0 0 200,000												
<i>Total for Project: 002651A Airfield Pavement Improvements for Coast Guard</i>												
0 200,000 0 0 0 0 0 0 0 0 0 0 200,000												
Funding Source:												
Grant - State	0	200,000	0	0	0	0	0	0	0	0	0	200,000
<i>Funding Total:</i>	0	200,000	0	0	0	0	0	0	0	0	0	200,000

Project Description: Airfield Pavement Improvements for Coast Guard

Project Classifications:

Location Airport

Pinellas County Capital Improvement Program
Project Budget Detail Report

August 24, 2015

Page 304 of 387

Parameters: Budget Type Code: Planning Fund Type: All

		Current Year Estimate	2015	2016	2017	2018	2019	2020	2021	2022	2023	2024	2025	Total
Function: Transportation														
Activity: Other Transportation														
Project: 001817A Municipal Services Taxing Unit - Paving														
Fund: 3001	Capital Projects	Center: 414100	CIP-Transportation	Program: 3036	MSTU Paving Projects									
020.9	Design-MSTU	70,000	70,000	70,000	70,000	70,000	70,000	70,000	70,000	70,000	70,000	70,000	70,000	770,000
030.9	Constr-MSTU	580,000	580,000	580,000	580,000	580,000	580,000	580,000	580,000	580,000	580,000	580,000	580,000	6,380,000
Project Total for : Fund: 3001		<i>Capital Projects</i>	<i>Center: 414100</i>	<i>CIP-Transportation</i>	<i>Program: 3036</i>	<i>MSTU Paving Projects</i>								
		650,000	650,000	650,000	650,000	650,000	650,000	650,000	650,000	650,000	650,000	650,000	650,000	7,150,000
Total for Project: 001817A		Municipal Services Taxing Unit - Paving												
		650,000	650,000	650,000	650,000	650,000	650,000	650,000	650,000	650,000	650,000	650,000	650,000	7,150,000
Funding Source:														
MSTU - General Fund		650,000	650,000	650,000	650,000	650,000	650,000	650,000	650,000	650,000	650,000	650,000	650,000	7,150,000
Funding Total:		650,000	650,000	650,000	650,000	650,000	650,000	650,000	650,000	650,000	650,000	650,000	650,000	7,150,000

Project Description: Local paving program to improve residential roadway surfaces and associated drainage serving the unincorporated areas in the County.

Project Classifications:

Location Countywide

Pinellas County Capital Improvement Program
Project Budget Detail Report

August 24, 2015

Page 305 of 387

Parameters: Budget Type Code: Planning Fund Type: All

Current Year Estimate												
	2015	2016	2017	2018	2019	2020	2021	2022	2023	2024	2025	Total
Function: Transportation												
Activity: Other Transportation												
Project: 002596A St. Petersburg Interlocal Agreement for Penny Funding												
Fund: 3001 Capital Projects Center: 414100 CIP-Transportation Program: 3024 Road & Street Support Projects												
110.3 Other: Trans CA	0	0	4,300,000	0	0	0	0	0	0	0	0	4,300,000
Project Total for : Fund: 3001 Capital Projects Center: 414100 CIP-Transportation Program: 3024 Road & Street Support Projects	0	0	4,300,000	0	0	0	0	0	0	0	0	4,300,000
Fund: 3001 Capital Projects Center: 414100 CIP-Transportation Program: 3026 Sidewalks Projects												
110.2 Other: Trans SW	0	1,700,000	0	0	0	0	0	0	0	0	0	1,700,000
Project Total for : Fund: 3001 Capital Projects Center: 414100 CIP-Transportation Program: 3026 Sidewalks Projects	0	1,700,000	0	0	0	0	0	0	0	0	0	1,700,000
Total for Project: 002596A St. Petersburg Interlocal Agreement for Penny Funding	0	1,700,000	4,300,000	0	0	0	0	0	0	0	0	6,000,000
Funding Source:												
Penny for Pinellas	0	1,700,000	4,300,000	0	0	0	0	0	0	0	0	6,000,000
Funding Total:	0	1,700,000	4,300,000	0	0	0	0	0	0	0	0	6,000,000

Project Description: St. Petersburg Interlocal Agreement for Penny Funding

Project Classifications:

Location	St Petersburg
Penny Program	Housing, Jobs and Human Services
Penny Program	Public Safety and Hurricane Preparedness
Penny Program	Transportation and Traffic Flow

Pinellas County Capital Improvement Program
Project Budget Detail Report

August 24, 2015

Page 306 of 387

Parameters: Budget Type Code: Planning Fund Type: All

		Current Year Estimate	2015	2016	2017	2018	2019	2020	2021	2022	2023	2024	2025	Total
Function: Transportation														
Activity: Road & Street Facilities														
Project: 000097A		62nd Avenue N from 49th Street N to 34th Street N												
Fund: 3001	Capital Projects	Center: 414100	CIP-Transportation	Program: 3020	Arterial Roads Projects									
020.5	Design-Unfunded	0	0	0	0	0	0	0	0	200,000	400,000	400,000	0	1,000,000
030.5	Constr-Unfunded	0	0	0	0	0	0	0	0	0	4,000,000	4,000,000	0	8,000,000
Project Total for : Fund: 3001		Capital Projects	Center: 414100	CIP-Transportation	Program: 3020	Arterial Roads Projects								
		0	0	0	0	0	0	0	0	200,000	4,400,000	4,400,000	0	9,000,000
Total for Project: 000097A		62nd Avenue N from 49th Street N to 34th Street N												
		0	0	0	0	0	0	0	0	200,000	4,400,000	4,400,000	0	9,000,000
Funding Source:														
Penny for Pinellas		0	0	0	0	0	0	0	0	200,000	4,400,000	4,400,000	0	9,000,000
Funding Total:		0	0	0	0	0	0	0	0	200,000	4,400,000	4,400,000	0	9,000,000

Project Description: Roadway improvements to include turn lanes, drainage, bicycle lanes and sidewalks.

Project Classifications:

County Road Corridor	CR 216
Location	Pinellas Park
Originating Department	DEI Public Works
Penny Program	Transportation and Traffic Flow
TIF District	Greater Pinellas Park Area

Pinellas County Capital Improvement Program
Project Budget Detail Report

August 24, 2015

Page 307 of 387

Parameters: Budget Type Code: Planning Fund Type: All

		Current Year Estimate 2015	2016	2017	2018	2019	2020	2021	2022	2023	2024	2025	Total
Function: Transportation													
Activity: Road & Street Facilities													
Project: 000106A ATMS/ITS Countywide System Program													
Fund: 3001	Capital Projects	Center: 414100	CIP-Transportation	Program: 3033	Advanced Traffic Management System								
020.6	Design-LOGT	0	250,000	0	250,000	0	250,000	0	250,000	0	250,000	0	1,250,000
030.6	Constr-LOGT	750,000	250,000	250,000	250,000	250,000	250,000	250,000	250,000	250,000	250,000	250,000	3,250,000
Project Total for : Fund: 3001		<i>Capital Projects</i>	<i>Center: 414100</i>	<i>CIP-Transportation</i>	<i>Program: 3033</i>	<i>Advanced Traffic Management System</i>							
		750,000	500,000	250,000	500,000	250,000	500,000	250,000	500,000	250,000	500,000	250,000	4,500,000
Total for Project: 000106A		ATMS/ITS Countywide System Program											
		750,000	500,000	250,000	500,000	250,000	500,000	250,000	500,000	250,000	500,000	250,000	4,500,000
Funding Source:													
Local Option Gas Tax		750,000	500,000	250,000	500,000	250,000	500,000	250,000	500,000	250,000	500,000	250,000	4,500,000
Funding Total:		750,000	500,000	250,000	500,000	250,000	500,000	250,000	500,000	250,000	500,000	250,000	4,500,000
Project Description: Project to design and construct the Countywide Advanced Traffic Management System (ATMS)/Intelligent Transportation System (ITS) utilizing the 9th Cent Fuel Tax.													
Project Classifications:													
CIE Elements		Transportation/Transportation Systems											
Location		Countywide											

Pinellas County Capital Improvement Program
Project Budget Detail Report

August 24, 2015

Page 308 of 387

Parameters: Budget Type Code: Planning Fund Type: All

Current Year Estimate												
	2015	2016	2017	2018	2019	2020	2021	2022	2023	2024	2025	Total
Function: Transportation												
Activity: Road & Street Facilities												
Project: 000109A 2161 Beckett Bridge Project Development & Environment Study												
Fund: 3001 Capital Projects Center: 414100 CIP-Transportation Program: 3031 Bridges-Repair & Improvement												
020.1 Design-Penny 30,000	0	0	0	0	0	0	0	0	0	0	0	30,000
<i>Project Total for : Fund: 3001 Capital Projects Center: 414100 CIP-Transportation Program: 3031 Bridges-Repair & Improvement</i>	<i>30,000</i>	<i>0</i>	<i>0</i>	<i>0</i>	<i>0</i>	<i>0</i>	<i>0</i>	<i>0</i>	<i>0</i>	<i>0</i>	<i>0</i>	<i>30,000</i>
<i>Total for Project: 000109A 2161 Beckett Bridge Project Development & Environment Study</i>	<i>30,000</i>	<i>0</i>	<i>0</i>	<i>0</i>	<i>0</i>	<i>0</i>	<i>0</i>	<i>0</i>	<i>0</i>	<i>0</i>	<i>0</i>	<i>30,000</i>
Funding Source:												
Penny for Pinellas 30,000	0	0	0	0	0	0	0	0	0	0	0	30,000
<i>Funding Total:</i>	<i>30,000</i>	<i>0</i>	<i>0</i>	<i>0</i>	<i>0</i>	<i>0</i>	<i>0</i>	<i>0</i>	<i>0</i>	<i>0</i>	<i>0</i>	<i>30,000</i>

Project Description: Prepare a Project Development & Environment Study to determine the type of improvements or replacement necessary for the Beckett Bridge.

Project Classifications:

Location Tarpon Springs
Originating Department DEI Public Works
Penny Program Transportation and Traffic Flow

Pinellas County Capital Improvement Program
Project Budget Detail Report

August 24, 2015

Page 309 of 387

Parameters: Budget Type Code: Planning Fund Type: All

Current Year Estimate												
	2015	2016	2017	2018	2019	2020	2021	2022	2023	2024	2025	Total
Function: Transportation												
Activity: Road & Street Facilities												
Project: 000116A ATMS Belcher Road												
Fund: 3001	Capital Projects	Center: 414100	CIP-Transportation	Program: 3033	Advanced Traffic Management System							
110.7	Other-Grant	25,000	0	0	0	0	0	0	0	0	0	25,000
Project Total for : Fund: 3001 Capital Projects Center: 414100 CIP-Transportation Program: 3033 Advanced Traffic Management System												
	25,000	0	0	0	0	0	0	0	0	0	0	25,000
Total for Project: 000116A ATMS Belcher Road												
	25,000	0	0	0	0	0	0	0	0	0	0	25,000
Funding Source:												
	Grant - State	25,000	0	0	0	0	0	0	0	0	0	25,000
Funding Total:												
	25,000	0	0	0	0	0	0	0	0	0	0	25,000

Project Description: Installation of ATMS / ITS system on Belcher Road.

Project Classifications:

Location Countywide

Pinellas County Capital Improvement Program
Project Budget Detail Report

Parameters: Budget Type Code: Planning Fund Type: All

		Current Year Estimate	2015	2016	2017	2018	2019	2020	2021	2022	2023	2024	2025	Total
Function: Transportation														
Activity: Road & Street Facilities														
Project: 000125A 1646 Bridge Rehabilitation Program														
Fund: 3001	Capital Projects	Center: 414100	CIP-Transportation	Program: 3031	Bridges-Repair & Improvement									
020.1	Design-Penny	18,000	50,000	50,000	50,000	50,000	10,000	0	0	0	0	0	0	228,000
020.5	Design-Unfunded	0	0	0	0	0	40,000	250,000	250,000	250,000	250,000	250,000	250,000	1,290,000
030.1	Constr-Penny	182,000	450,000	450,000	450,000	450,000	100,000	0	0	0	0	0	0	2,082,000
030.5	Constr-Unfunded	0	0	0	0	0	400,000	2,500,000	2,500,000	2,500,000	2,500,000	2,500,000	2,500,000	12,900,000
Project Total for : Fund: 3001		<i>Capital Projects</i>	<i>Center: 414100</i>	<i>CIP-Transportation</i>	<i>Program: 3031</i>	<i>Bridges-Repair & Improvement</i>								
		200,000	500,000	500,000	500,000	500,000	550,000	2,750,000	2,750,000	2,750,000	2,750,000	2,750,000	2,750,000	16,500,000
Total for Project: 000125A		1646 Bridge Rehabilitation Program												
		200,000	500,000	500,000	500,000	500,000	550,000	2,750,000	2,750,000	2,750,000	2,750,000	2,750,000	2,750,000	16,500,000
Funding Source:														
Unfunded		0	0	0	0	0	440,000	2,750,000	2,750,000	2,750,000	2,750,000	2,750,000	2,750,000	14,190,000
Penny for Pinellas		200,000	500,000	500,000	500,000	500,000	110,000	0	0	0	0	0	0	2,310,000
Funding Total:		200,000	500,000	500,000	500,000	500,000	550,000	2,750,000	2,750,000	2,750,000	2,750,000	2,750,000	2,750,000	16,500,000

Project Description: Rehabilitation or replacement work as needed to preserve the integrity of the county's bridge system. Projects to be selected from prioritized list.

Project Classifications:
CIE Elements Transportation/Transportation Systems
Location Countywide
Originating Department DEI Public Works
Penny Program Transportation and Traffic Flow

Pinellas County Capital Improvement Program
Project Budget Detail Report

Parameters: Budget Type Code: Planning Fund Type: All

		Current Year Estimate 2015	2016	2017	2018	2019	2020	2021	2022	2023	2024	2025	Total
Function: Transportation													
Activity: Road & Street Facilities													
Project: 000126A 2182 Bryan Dairy Rd @ Starkey Rd Intersection Improvements													
Fund: 3001	Capital Projects	Center: 414100	CIP-Transportation	Program: 3021	Intersection Improvements Projects								
030.1	Constr-Penny	700,000	500,000	0	0	0	0	0	0	0	0	0	1,200,000
030.4	Constr-Grant	300,000	0	0	0	0	0	0	0	0	0	0	300,000
Project Total for : Fund: 3001		Capital Projects	Center: 414100	CIP-Transportation	Program: 3021	Intersection Improvements Projects							
		1,000,000	500,000	0	0	0	0	0	0	0	0	0	1,500,000
Total for Project: 000126A		2182 Bryan Dairy Rd @ Starkey Rd Intersection Improvements											
		1,000,000	500,000	0	0	0	0	0	0	0	0	0	1,500,000
Funding Source:													
Grant - State		300,000	0	0	0	0	0	0	0	0	0	0	300,000
Penny for Pinellas		700,000	500,000	0	0	0	0	0	0	0	0	0	1,200,000
Funding Total:		1,000,000	500,000	0	0	0	0	0	0	0	0	0	1,500,000

Project Description: Intersection improvements at Bryan Dairy Road and Starkey Road.

Project Classifications:	
CIE Elements	Transportation/Transportation Systems
Location	Countywide
Originating Department	DEI Public Works
Penny Program	Transportation and Traffic Flow
TIF District	Greater Seminole Area

Pinellas County Capital Improvement Program
Project Budget Detail Report

August 24, 2015

Page 312 of 387

Parameters: Budget Type Code: Planning Fund Type: All

Current Year Estimate												
	2015	2016	2017	2018	2019	2020	2021	2022	2023	2024	2025	Total
Function: Transportation												
Activity: Road & Street Facilities												
Project: 000127A 920588 Bryan Dairy Road - Starkey to 72nd St												
Fund: 3001 Capital Projects Center: 414100 CIP-Transportation Program: 3020 Arterial Roads Projects												
030.1 Constr-Penny 76,000	0	0	0	0	0	0	0	0	0	0	0	76,000
Project Total for : Fund: 3001 Capital Projects Center: 414100 CIP-Transportation Program: 3020 Arterial Roads Projects	76,000	0	0	0	0	0	0	0	0	0	0	76,000
Total for Project: 000127A 920588 Bryan Dairy Road - Starkey to 72nd St	76,000	0	0	0	0	0	0	0	0	0	0	76,000
Funding Source:												
Penny for Pinellas 76,000	0	0	0	0	0	0	0	0	0	0	0	76,000
Funding Total:	76,000	0	0	0	0	0	0	0	0	0	0	76,000

Project Description: Reconstruct & widen Bryan Dairy Rd. from a 4 to 6-lane divided urban arterial roadway. Proj. includes improvements to Belcher Rd. from S of Bryan Dairy Rd. to N of 114th Ave. (Proj. length of 1.48 mi. along Bryan Dairy Rd. & .62 mile along Belcher Rd

Project Classifications:	
CIE Elements	Transportation/Transportation Systems
County Road Corridor	CR 296
Location	Pinellas Park
Originating Department	DEI Public Works
Penny Program	Transportation and Traffic Flow
TIF District	Various

Pinellas County Capital Improvement Program
Project Budget Detail Report

August 24, 2015

Page 313 of 387

Parameters: Budget Type Code: Planning Fund Type: All

	Current Year Estimate 2015	2016	2017	2018	2019	2020	2021	2022	2023	2024	2025	Total
--	-------------------------------------	------	------	------	------	------	------	------	------	------	------	-------

Function: Transportation
Activity: Road & Street Facilities

Project: 000130A 104 Contingency Roadway & Right-of-Way Requirements

Fund: 3001	Capital Projects	Center: 414100	CIP-Transportation	Program: 3024	Road & Street Support Projects							
010.1	Acquisition-Penny	1,000,000	700,000	0	0	0	0	0	0	0	0	1,700,000
020.1	Design-Penny	100,000	35,000	0	0	0	0	0	0	0	0	135,000
030.1	Constr-Penny	10,000	10,000	10,000	10,000	10,000	3,000	0	0	0	0	53,000
030.5	Constr-Unfunded	0	0	0	0	0	7,000	10,000	10,000	10,000	10,000	47,000
Project Total for : Fund: 3001		Capital Projects	Center: 414100	CIP-Transportation	Program: 3024	Road & Street Support Projects						
		1,110,000	745,000	10,000	10,000	10,000	10,000	10,000	10,000	10,000	0	1,935,000
Total for Project: 000130A		104 Contingency Roadway & Right-of-Way Requirements										
		1,110,000	745,000	10,000	10,000	10,000	10,000	10,000	10,000	10,000	0	1,935,000
Funding Source:												
Unfunded		0	0	0	0	0	7,000	10,000	10,000	10,000	10,000	47,000
Penny for Pinellas		1,110,000	745,000	10,000	10,000	10,000	3,000	0	0	0	0	1,888,000
Funding Total:		1,110,000	745,000	10,000	10,000	10,000	10,000	10,000	10,000	10,000	0	1,935,000

Project Description: Reserve to meet court judgements on condemnation/eminent domain cases, hazardous material evaluations and services, and other unanticipated right of way needs, or other general contingency road repair needs.

Project Classifications:
CIE Elements Transportation/Transportation Systems
Location Countywide
Originating Department DEI Public Works
Penny Program Transportation and Traffic Flow

Pinellas County Capital Improvement Program
Project Budget Detail Report

August 24, 2015

Page 314 of 387

Parameters: Budget Type Code: Planning Fund Type: All

	Current Year Estimate 2015	2016	2017	2018	2019	2020	2021	2022	2023	2024	2025	Total
--	-------------------------------------	------	------	------	------	------	------	------	------	------	------	-------

Function: Transportation
Activity: Road & Street Facilities

Project: 000144A 1096 General Sidewalk and ADA Program

Fund: 3001	Capital Projects	Center: 414100	CIP-Transportation	Program: 3026	Sidewalks Projects							
020.1	Design-Penny	219,000	218,000	110,000	323,000	320,000	80,000	0	0	0	0	1,270,000
020.5	Design-Unfunded	0	0	0	0	0	240,000	320,000	320,000	320,000	320,000	1,840,000
030.1	Constr-Penny	1,500,000	1,500,000	703,000	1,353,000	1,341,000	335,000	0	0	0	0	6,732,000
030.5	Constr-Unfunded	0	0	0	0	0	1,005,000	1,340,000	1,340,000	1,340,000	1,340,000	7,705,000
Project Total for : Fund: 3001		<i>Capital Projects</i>	<i>Center: 414100</i>	<i>CIP-Transportation</i>	<i>Program: 3026</i>	<i>Sidewalks Projects</i>						
		1,719,000	1,718,000	813,000	1,676,000	1,661,000	1,660,000	1,660,000	1,660,000	1,660,000	1,660,000	17,547,000
Total for Project: 000144A		1096 General Sidewalk and ADA Program										
		1,719,000	1,718,000	813,000	1,676,000	1,661,000	1,660,000	1,660,000	1,660,000	1,660,000	1,660,000	17,547,000
Funding Source:												
Unfunded		0	0	0	0	0	1,245,000	1,660,000	1,660,000	1,660,000	1,660,000	9,545,000
Penny for Pinellas		1,719,000	1,718,000	813,000	1,676,000	1,661,000	415,000	0	0	0	0	8,002,000
Funding Total:		1,719,000	1,718,000	813,000	1,676,000	1,661,000	1,660,000	1,660,000	1,660,000	1,660,000	1,660,000	17,547,000

Project Description: Funding for construction of sidewalk and ADA improvements countywide. Project locations are chosen from a prioritized list.

Project Classifications:
CIE Elements Transportation/Transportation Systems
Location Countywide
Originating Department DEI Public Works
Penny Program Transportation and Traffic Flow

Pinellas County Capital Improvement Program
Project Budget Detail Report

August 24, 2015

Page 315 of 387

Parameters: Budget Type Code: Planning Fund Type: All

Current Year Estimate												
	2015	2016	2017	2018	2019	2020	2021	2022	2023	2024	2025	Total
Function: Transportation												
Activity: Road & Street Facilities												
Project: 000146A 875 Gulf Blvd Improvements												
Fund: 3001	Capital Projects	Center: 414100	CIP-Transportation	Program: 3024	Road & Street Support Projects							
110.1	Other-Penny	3,217,800	8,160,210	7,000,000	7,000,000	7,000,000	0	0	0	0	0	32,378,010
Project Total for : Fund: 3001		<i>Capital Projects</i>	<i>Center: 414100</i>	<i>CIP-Transportation</i>	<i>Program: 3024</i>	<i>Road & Street Support Projects</i>						
		3,217,800	8,160,210	7,000,000	7,000,000	7,000,000	0	0	0	0	0	32,378,010
Total for Project: 000146A		875 Gulf Blvd Improvements										
		3,217,800	8,160,210	7,000,000	7,000,000	7,000,000	0	0	0	0	0	32,378,010
Funding Source:												
Penny for Pinellas		3,217,800	8,160,210	7,000,000	7,000,000	7,000,000	0	0	0	0	0	32,378,010
Funding Total:		3,217,800	8,160,210	7,000,000	7,000,000	7,000,000	0	0	0	0	0	32,378,010

Project Description: Enhancement of Gulf Blvd. from SR 60 on Clearwater Beach, south to Pass-A-Grille Beach. Enhancements include relocate aerial utility lines underground, construct pedestrian cross-walks, install decorative street lighting, common signage & landscape.

Project Classifications:
CIE Elements Transportation/Transportation Systems
Originating Department DEI Public Works
Penny Program Transportation and Traffic Flow

Pinellas County Capital Improvement Program
Project Budget Detail Report

August 24, 2015

Page 316 of 387

Parameters: Budget Type Code: Planning Fund Type: All

		Current Year Estimate 2015	2016	2017	2018	2019	2020	2021	2022	2023	2024	2025	Total
Function: Transportation													
Activity: Road & Street Facilities													
Project: 000147A Haines Rd from 51st Avenue to 60th Avenue													
Fund: 3001	Capital Projects	Center: 414100	CIP-Transportation	Program: 3020	Arterial Roads Projects								
010.8	Acq-Penny	100,000	0	0	0	0	0	0	0	0	0	0	100,000
020.8	Design-Penny	250,000	100,000	150,000	0	0	0	0	0	0	0	0	500,000
030.8	Constr-Penny	0	1,500,000	2,000,000	0	0	0	0	0	0	0	0	3,500,000
Project Total for : Fund: 3001		<i>Capital Projects</i>	<i>Center: 414100</i>	<i>CIP-Transportation</i>	<i>Program: 3020</i>	<i>Arterial Roads Projects</i>							
		350,000	1,600,000	2,150,000	0	0	0	0	0	0	0	0	4,100,000
Total for Project: 000147A		Haines Rd from 51st Avenue to 60th Avenue											
		350,000	1,600,000	2,150,000	0	0	0	0	0	0	0	0	4,100,000
Funding Source:													
Penny for Pinellas		350,000	1,600,000	2,150,000	0	0	0	0	0	0	0	0	4,100,000
Funding Total:		350,000	1,600,000	2,150,000	0	0	0	0	0	0	0	0	4,100,000

Project Description: Reconstruction of Haines Road to a 2-lane urban roadway with sidewalk and drainage improvements.

Project Classifications:

CIE Elements	Transportation/Transportation Systems
Location	St Petersburg
Originating Department	DEI Public Works
Penny Program	Transportation and Traffic Flow
TIF District	Greater St. Petersburg Area

Pinellas County Capital Improvement Program
Project Budget Detail Report

August 24, 2015

Page 317 of 387

Parameters: Budget Type Code: Planning Fund Type: All

Current Year Estimate												
	2015	2016	2017	2018	2019	2020	2021	2022	2023	2024	2025	Total
Function: Transportation												
Activity: Road & Street Facilities												
Project: 000151A Indian Rocks Road Sidewalk from Walsingham Road to Wilcox Road												
Fund: 3001	Capital Projects	Center: 414100	CIP-Transportation	Program: 3026	Sidewalks Projects							
020.1	Design-Penny	67,000	0	0	0	0	0	0	0	0	0	67,000
030.1	Constr-Penny	300,000	0	0	0	0	0	0	0	0	0	300,000
Project Total for : Fund: 3001 Capital Projects Center: 414100 CIP-Transportation Program: 3026 Sidewalks Projects												
		367,000	0	0	0	0	0	0	0	0	0	367,000
Total for Project: 000151A Indian Rocks Road Sidewalk from Walsingham Road to Wilcox Road												
		367,000	0	0	0	0	0	0	0	0	0	367,000
Funding Source:												
	Penny for Pinellas	367,000	0	0	0	0	0	0	0	0	0	367,000
Funding Total:												
		367,000	0	0	0	0	0	0	0	0	0	367,000

Project Description: Construction of sidewalks on Indian Rocks Road from Walsingham Road to Wilcox Road to improve student access to Anona Elementary School and general pedestrian access within the area.

Project Classifications:

Location	Largo, Belleair, Belleair Bluffs
Originating Department	DEI Public Works
Penny Program	Transportation and Traffic Flow
TIF District	Greater Largo Area

Pinellas County Capital Improvement Program
Project Budget Detail Report

August 24, 2015

Page 318 of 387

Parameters: Budget Type Code: Planning Fund Type: All

		Current Year Estimate 2015	2016	2017	2018	2019	2020	2021	2022	2023	2024	2025	Total
Function: Transportation													
Activity: Road & Street Facilities													
Project: 000152A Intersection Improvements													
Fund: 3001	Capital Projects	Center: 414100	CIP-Transportation	Program: 3021	Intersection Improvements Projects								
020.1	Design-Penny	70,000	230,000	0	0	0	0	0	0	0	0	0	300,000
030.1	Constr-Penny	0	0	0	554,000	2,084,000	0	0	0	0	0	0	2,638,000
030.5	Constr-Unfunded	0	0	0	0	0	900,000	1,200,000	1,200,000	1,200,000	1,200,000	0	5,700,000
Project Total for : Fund: 3001		Capital Projects	Center: 414100	CIP-Transportation	Program: 3021	Intersection Improvements Projects							
		70,000	230,000	0	554,000	2,084,000	900,000	1,200,000	1,200,000	1,200,000	1,200,000	0	8,638,000
Total for Project: 000152A		Intersection Improvements											
		70,000	230,000	0	554,000	2,084,000	900,000	1,200,000	1,200,000	1,200,000	1,200,000	0	8,638,000
Funding Source:													
Unfunded		0	0	0	0	0	900,000	1,200,000	1,200,000	1,200,000	1,200,000	0	5,700,000
Penny for Pinellas		70,000	230,000	0	554,000	2,084,000	0	0	0	0	0	0	2,938,000
Funding Total:		70,000	230,000	0	554,000	2,084,000	900,000	1,200,000	1,200,000	1,200,000	1,200,000	0	8,638,000

Project Description: Funding allocation for Countywide intersection safety and capacity modifications and mast arm signalization projects.

Project Classifications:

CIE Elements	Transportation/Transportation Systems
Location	Countywide
Originating Department	DEI Public Works
Penny Program	Transportation and Traffic Flow

Pinellas County Capital Improvement Program
Project Budget Detail Report

August 24, 2015

Page 319 of 387

Parameters: Budget Type Code: Planning Fund Type: All

Current Year Estimate												
	2015	2016	2017	2018	2019	2020	2021	2022	2023	2024	2025	Total
Function: Transportation												
Activity: Road & Street Facilities												
Project: 000154A 920522 Keystone Road - US19 to East Lake Rd												
Fund: 3001	Capital Projects	Center: 414100	CIP-Transportation	Program: 3020	Arterial Roads Projects							
110.1	Other-Penny	250,000	0	0	0	0	0	0	0	0	0	250,000
Project Total for : Fund: 3001 Capital Projects Center: 414100 CIP-Transportation Program: 3020 Arterial Roads Projects												
		250,000	0	0	0	0	0	0	0	0	0	250,000
Total for Project: 000154A 920522 Keystone Road - US19 to East Lake Rd												
		250,000	0	0	0	0	0	0	0	0	0	250,000
Funding Source:												
	Penny for Pinellas	250,000	0	0	0	0	0	0	0	0	0	250,000
Funding Total:												
		250,000	0	0	0	0	0	0	0	0	0	250,000

Project Description: Reconstruct and widen Keystone Rd. from US 19 to East Lake Rd from 2 to 4-lane divided urban arterial road including a segment of the Fred E. Marquis Trail. Project cost includes fees for Construction Engineering and Inspection. (Proj. length 3 mi.)

Project Classifications:	
CIE Elements	Transportation/Transportation Systems
County Road Corridor	CR 582
Location	Palm Harbor, East Lake
Originating Department	DEI Public Works
Penny Program	Transportation and Traffic Flow
TIF District	Various

Pinellas County Capital Improvement Program
Project Budget Detail Report

August 24, 2015

Page 320 of 387

Parameters: Budget Type Code: Planning Fund Type: All

Current Year Estimate												
	2015	2016	2017	2018	2019	2020	2021	2022	2023	2024	2025	Total
Function: Transportation												
Activity: Road & Street Facilities												
Project: 000163A 2055 LaPlaza Avenue Bridge Reconstruction												
Fund: 3001 030.1	Capital Projects Constr-Penny	Center: 414100 275,000	CIP-Transportation 0	Program: 3031 0	Bridges-Repair & Improvement 0	0	0	0	0	0	0	275,000
Project Total for : Fund: 3001 Capital Projects Center: 414100 CIP-Transportation Program: 3031 Bridges-Repair & Improvement												
	275,000	0	0	0	0	0	0	0	0	0	0	275,000
Total for Project: 000163A 2055 LaPlaza Avenue Bridge Reconstruction												
	275,000	0	0	0	0	0	0	0	0	0	0	275,000
Funding Source:												
	Penny for Pinellas	275,000	0	0	0	0	0	0	0	0	0	275,000
Funding Total:												
	275,000	0	0	0	0	0	0	0	0	0	0	275,000

Project Description: Reconstruction of the LaPlaza Avenue Bridge. This work will be done in conjunction with the Bear Creek Drainage Improvements (PID 000108A).

Project Classifications:

CIE Elements	Transportation/Transportation Systems
Location	St Petersburg
Originating Department	DEI Public Works
Penny Program	Transportation and Traffic Flow

Pinellas County Capital Improvement Program
Project Budget Detail Report

August 24, 2015

Page 321 of 387

Parameters: Budget Type Code: Planning Fund Type: All

	Current Year Estimate 2015	2016	2017	2018	2019	2020	2021	2022	2023	2024	2025	Total
--	-------------------------------------	------	------	------	------	------	------	------	------	------	------	-------

Function: Transportation
Activity: Road & Street Facilities

Project: 000175A ATMS Park Boulevard Project

Fund: 3001	Capital Projects	Center: 414100	CIP-Transportation	Program: 3033	Advanced Traffic Management System							
020.6	Design-LOGT	50,000	0	0	0	0	0	0	0	0	0	50,000
020.7	Design-Grant	50,000	0	0	0	0	0	0	0	0	0	50,000
030.6	Constr-LOGT	400,000	950,000	408,450	0	0	0	0	0	0	0	1,758,450
030.7	Constr-Grant	400,000	950,000	408,450	0	0	0	0	0	0	0	1,758,450
Project Total for : Fund: 3001		<i>Capital Projects</i>	<i>Center: 414100</i>	<i>CIP-Transportation</i>	<i>Program: 3033</i>	<i>Advanced Traffic Management System</i>						
		900,000	1,900,000	816,900	0	0	0	0	0	0	0	3,616,900
Total for Project: 000175A		ATMS Park Boulevard Project										
		900,000	1,900,000	816,900	0	0	0	0	0	0	0	3,616,900
Funding Source:												
Local Option Gas Tax		450,000	950,000	408,450	0	0	0	0	0	0	0	1,808,450
Grant - State		450,000	950,000	408,450	0	0	0	0	0	0	0	1,808,450
Funding Total:		900,000	1,900,000	816,900	0	0	0	0	0	0	0	3,616,900

Project Description: Design and Construct a new ATMS/ITS system on Park Blvd utilizing funds from 9th Cent Fuel Tax and FDOT Transportation Regional Incentive Program.

Project Classifications:

CIE Elements Transportation/Transportation Systems
Location Countywide

Pinellas County Capital Improvement Program
Project Budget Detail Report

August 24, 2015

Page 322 of 387

Parameters: Budget Type Code: Planning Fund Type: All

Current Year Estimate												
	2015	2016	2017	2018	2019	2020	2021	2022	2023	2024	2025	Total
Function: Transportation												
Activity: Road & Street Facilities												
Project: 000180A 2162 Park Street Bridge Replacement												
Fund: 3001	Capital Projects	Center: 414100	CIP-Transportation	Program: 3031	Bridges-Repair & Improvement							
030.1	Constr-Penny	316,000	0	0	0	0	0	0	0	0	0	316,000
Project Total for : Fund: 3001 Capital Projects Center: 414100 CIP-Transportation Program: 3031 Bridges-Repair & Improvement												
		316,000	0	0	0	0	0	0	0	0	0	316,000
Total for Project: 000180A 2162 Park Street Bridge Replacement												
		316,000	0	0	0	0	0	0	0	0	0	316,000
Funding Source:												
	Penny for Pinellas	316,000	0	0	0	0	0	0	0	0	0	316,000
Funding Total:												
		316,000	0	0	0	0	0	0	0	0	0	316,000

Project Description: Replacement of an existing bridge on Park Street over creek No. 9, between 5th Avenue North and 9th Avenue North.

Project Classifications:

Location St Petersburg
Originating Department DEI Public Works
Penny Program Transportation and Traffic Flow

Pinellas County Capital Improvement Program
Project Budget Detail Report

August 24, 2015
Page 323 of 387

Parameters: Budget Type Code: Planning Fund Type: All

Current Year Estimate												
	2015	2016	2017	2018	2019	2020	2021	2022	2023	2024	2025	Total
Function: Transportation												
Activity: Road & Street Facilities												
Project: 000182A Permit Monitoring / Testing Services												
Fund: 3001 030.1	Capital Projects Const-Penny	Center: 414100 150,000	CIP-Transportation 0	Program: 3024 0	Road & Street Support Projects							
					0	0	0	0	0	0	0	150,000
Project Total for : Fund: 3001		<i>Capital Projects</i>	<i>Center: 414100</i>	<i>CIP-Transportation</i>	<i>Program: 3024</i>	<i>Road & Street Support Projects</i>						
		150,000	0	0	0	0	0	0	0	0	0	150,000
Total for Project: 000182A		Permit Monitoring / Testing Services										
		150,000	0	0	0	0	0	0	0	0	0	150,000
Funding Source:												
	Penny for Pinellas	150,000	0	0	0	0	0	0	0	0	0	150,000
Funding Total:		150,000	0	0	0	0	0	0	0	0	0	150,000

Project Description: Funding for planting and monitoring stormwater mgmt facilities to meet permit conditions as required by environmental permitting agencies such as SWFWMD, DEP & ACOE. Project also includes funding for various non-project related test services.

Project Classifications:
CIE Elements Transportation/Transportation Systems
Location Countywide
Originating Department DEI Public Works
Penny Program Transportation and Traffic Flow
TIF District Countywide

Pinellas County Capital Improvement Program
Project Budget Detail Report

August 24, 2015

Page 324 of 387

Parameters: Budget Type Code: Planning Fund Type: All

	Current Year Estimate 2015	2016	2017	2018	2019	2020	2021	2022	2023	2024	2025	Total
--	-------------------------------------	------	------	------	------	------	------	------	------	------	------	-------

Function: Transportation
Activity: Road & Street Facilities

Project: 000186A 922499 Pinellas/Duke Energy Trail Extension

Fund: 3001	Capital Projects	Center: 414100	CIP-Transportation	Program: 3023	Pinellas Trail Projects							
010.1	Acquis-Penny	0	250,000	0	0	0	0	0	0	0	0	250,000
020.1	Design-Penny	200,000	156,000	130,000	0	0	0	0	0	0	0	486,000
030.1	Constr-Penny	0	1,712,000	2,664,000	0	0	0	0	0	0	0	4,376,000
Project Total for : Fund: 3001		Capital Projects	Center: 414100	CIP-Transportation	Program: 3023	Pinellas Trail Projects						
		200,000	2,118,000	2,794,000	0	0	0	0	0	0	0	5,112,000
Total for Project: 000186A		922499 Pinellas/Duke Energy Trail Extension										
		200,000	2,118,000	2,794,000	0	0	0	0	0	0	0	5,112,000
Funding Source:												
Penny for Pinellas		200,000	2,118,000	2,794,000	0	0	0	0	0	0	0	5,112,000
Funding Total:		200,000	2,118,000	2,794,000	0	0	0	0	0	0	0	5,112,000

Project Description: Extension of the Progress Energy Trail from Enterprise Road/US 19 area to SR 590 on Progress Energy / Duke right of way.

Project Classifications:
CIE Elements Transportation/Transportation Systems
Location Countywide
Originating Department DEI Public Works
Penny Program Transportation and Traffic Flow

Pinellas County Capital Improvement Program
Project Budget Detail Report

August 24, 2015

Page 325 of 387

Parameters: Budget Type Code: Planning Fund Type: All

		Current Year Estimate 2015	2016	2017	2018	2019	2020	2021	2022	2023	2024	2025	Total
Function: Transportation													
Activity: Road & Street Facilities													
Project: 000189A 921105 Railroad Crossing Improvements (8411104&8414611)													
Fund: 3001	Capital Projects	Center: 414100	CIP-Transportation	Program: 3034	Railroad Crossing Projects								
020.5	Design-Unfunded	0	0	0	0	0	50,000	0	0	0	0	0	50,000
020.8	Design-Penny	125,000	150,000	200,000	50,000	50,000	0	0	0	0	0	0	575,000
030.5	Constr-Unfunded	0	0	0	0	0	250,000	250,000	250,000	250,000	250,000	250,000	1,500,000
030.8	Constr-Penny	370,000	120,000	330,000	0	0	0	0	0	0	0	0	820,000
110.8	Other-Penny	455,000	321,000	321,000	0	0	0	0	0	0	0	0	1,097,000
Project Total for : Fund: 3001		<i>Capital Projects</i>	<i>Center: 414100</i>	<i>CIP-Transportation</i>	<i>Program: 3034</i>	<i>Railroad Crossing Projects</i>							
		950,000	591,000	851,000	50,000	50,000	300,000	250,000	250,000	250,000	250,000	250,000	4,042,000
Total for Project: 000189A		921105 Railroad Crossing Improvements (8411104&8414611)											
		950,000	591,000	851,000	50,000	50,000	300,000	250,000	250,000	250,000	250,000	250,000	4,042,000
Funding Source:													
Unfunded		0	0	0	0	0	300,000	250,000	250,000	250,000	250,000	250,000	1,550,000
Penny for Pinellas		950,000	591,000	851,000	50,000	50,000	0	0	0	0	0	0	2,492,000
Funding Total:		950,000	591,000	851,000	50,000	50,000	300,000	250,000	250,000	250,000	250,000	250,000	4,042,000

Project Description: Improve railroad crossings in coordination with CSX. "Other" category is for payment to CSX for rails and road crossing panels.

Project Classifications:
CIE Elements Transportation/Transportation Systems
Location Countywide
Originating Department DEI Public Works
Penny Program Transportation and Traffic Flow

Pinellas County Capital Improvement Program
Project Budget Detail Report

August 24, 2015

Page 326 of 387

Parameters: Budget Type Code: Planning Fund Type: All

	Current Year Estimate 2015	2016	2017	2018	2019	2020	2021	2022	2023	2024	2025	Total
--	-------------------------------------	------	------	------	------	------	------	------	------	------	------	-------

Function: Transportation
Activity: Road & Street Facilities

Project: 000192A Road Resurfacing & Rehabilitation Program

Fund: 3001	Capital Projects	Center: 414100	CIP-Transportation	Program: 3032	Road Resurfacing & Rehabilitation							
030.5	Constr-Unfunded	0	0	0	0	0	10,000,000	10,000,000	10,000,000	10,000,000	10,000,000	60,000,000
030.8	Constr-Penny	7,500,000	7,000,000	7,000,000	5,700,000	4,000,000	0	0	0	0	0	31,200,000
Project Total for : Fund: 3001		<i>Capital Projects</i>	<i>Center: 414100</i>	<i>CIP-Transportation</i>	<i>Program: 3032</i>	<i>Road Resurfacing & Rehabilitation</i>						
		7,500,000	7,000,000	7,000,000	5,700,000	4,000,000	10,000,000	10,000,000	10,000,000	10,000,000	10,000,000	91,200,000
Total for Project: 000192A		Road Resurfacing & Rehabilitation Program										
		7,500,000	7,000,000	7,000,000	5,700,000	4,000,000	10,000,000	10,000,000	10,000,000	10,000,000	10,000,000	91,200,000
Funding Source:												
Unfunded		0	0	0	0	0	10,000,000	10,000,000	10,000,000	10,000,000	10,000,000	60,000,000
Penny for Pinellas		7,500,000	7,000,000	7,000,000	5,700,000	4,000,000	0	0	0	0	0	31,200,000
Funding Total:		7,500,000	7,000,000	7,000,000	5,700,000	4,000,000	10,000,000	10,000,000	10,000,000	10,000,000	10,000,000	91,200,000

Project Description: Funding for annual contracts for resurfacing of Countywide arterials, collectors, and local unincorporated area subdivision streets.

Project Classifications:
CIE Elements Transportation/Transportation Systems
Location Countywide
Originating Department DEI Public Works
Penny Program Transportation and Traffic Flow

Pinellas County Capital Improvement Program
Project Budget Detail Report

August 24, 2015

Page 327 of 387

Parameters: Budget Type Code: Planning Fund Type: All

		Current Year Estimate 2015	2016	2017	2018	2019	2020	2021	2022	2023	2024	2025	Total
Function: Transportation													
Activity: Road & Street Facilities													
Project: 000195A Traffic Safety Improvements													
Fund: 3001	Capital Projects	Center: 414100	CIP-Transportation	Program: 3021	Intersection Improvements Projects								
020.1	Design-Penny	150,000	250,000	250,000	250,000	250,000	62,500	0	0	0	0	0	1,212,500
020.5	Design-Unfunded	0	0	0	0	0	187,500	0	0	0	0	0	187,500
Project Total for : Fund: 3001		<i>Capital Projects</i>	<i>Center: 414100</i>	<i>CIP-Transportation</i>	<i>Program: 3021</i>	<i>Intersection Improvements Projects</i>							
		150,000	250,000	250,000	250,000	250,000	250,000	0	0	0	0	0	1,400,000
Total for Project: 000195A		Traffic Safety Improvements											
		150,000	250,000	250,000	250,000	250,000	250,000	0	0	0	0	0	1,400,000
Funding Source:													
Unfunded		0	0	0	0	0	187,500	0	0	0	0	0	187,500
Penny for Pinellas		150,000	250,000	250,000	250,000	250,000	62,500	0	0	0	0	0	1,212,500
Funding Total:		150,000	250,000	250,000	250,000	250,000	250,000	0	0	0	0	0	1,400,000

Project Description: Funding for transportation studies and construction costs for evaluation and implementation of traffic related safety improvements.

Project Classifications:

CIE Elements	Transportation/Transportation Systems
Location	Countywide
Penny Program	Transportation and Traffic Flow

Pinellas County Capital Improvement Program
Project Budget Detail Report

August 24, 2015
Page 328 of 387

Parameters: Budget Type Code: Planning Fund Type: All

Current Year Estimate												
	2015	2016	2017	2018	2019	2020	2021	2022	2023	2024	2025	Total
Function: Transportation												
Activity: Road & Street Facilities												
Project: 000196A ATMS South Fiber Loop Project												
Fund: 3001	Capital Projects	Center: 414100	CIP-Transportation	Program: 3033	Advanced Traffic Management System							
030.7	Constr-Grant	660,000	0	0	0	0	0	0	0	0	0	660,000
Project Total for : Fund: 3001 Capital Projects Center: 414100 CIP-Transportation Program: 3033 Advanced Traffic Management System												
		660,000	0	0	0	0	0	0	0	0	0	660,000
Total for Project: 000196A ATMS South Fiber Loop Project												
		660,000	0	0	0	0	0	0	0	0	0	660,000
Funding Source:												
	Grant - State	660,000	0	0	0	0	0	0	0	0	0	660,000
Funding Total:												
		660,000	0	0	0	0	0	0	0	0	0	660,000

Project Description: Project will complete the County's Fiber Optic trunkline for the Countywide ATMS/ITS System. ATMS Devices will be installed along primary Alt US 19.

Project Classifications:
CIE Elements Transportation/Transportation Systems
Location Countywide

Pinellas County Capital Improvement Program
Project Budget Detail Report

August 24, 2015

Page 329 of 387

Parameters: Budget Type Code: Planning Fund Type: All

	Current Year Estimate 2015	2016	2017	2018	2019	2020	2021	2022	2023	2024	2025	Total
--	-------------------------------------	------	------	------	------	------	------	------	------	------	------	-------

Function: Transportation
Activity: Road & Street Facilities

Project: 000197A ATMS SR 580 / 584

Fund: 3001	Capital Projects	Center: 414100	CIP-Transportation	Program: 3033	Advanced Traffic Management System							
030.6	Constr-LOGT	300,000	200,000	0	0	0	0	0	0	0	0	500,000
030.7	Constr-Grant	300,000	200,000	0	0	0	0	0	0	0	0	500,000
Project Total for : Fund: 3001		Capital Projects	Center: 414100	CIP-Transportation	Program: 3033	Advanced Traffic Management System						
		600,000	400,000	0	0	0	0	0	0	0	0	1,000,000
Total for Project: 000197A		ATMS SR 580 / 584										
		600,000	400,000	0	0	0	0	0	0	0	0	1,000,000
Funding Source:												
Local Option Gas Tax		300,000	200,000	0	0	0	0	0	0	0	0	500,000
Grant - State		300,000	200,000	0	0	0	0	0	0	0	0	500,000
Funding Total:		600,000	400,000	0	0	0	0	0	0	0	0	1,000,000

Project Description: Design and construct a new ATMS/ITS system on SR 580/SR 584 and SR 586 utilizing funds from 9th Cent Fuel Tax and Transportation Regional Incentive Program.

Project Classifications:
CIE Elements Transportation/Transportation Systems
Location Palm Harbor, East Lake
Location Safety Harbor, Oldsmar

Pinellas County Capital Improvement Program
Project Budget Detail Report

August 24, 2015

Page 330 of 387

Parameters: Budget Type Code: Planning Fund Type: All

Current Year Estimate 20152016201720182019202020212022202320242025Total												
Function: Transportation Activity: Road & Street Facilities Project: 000198A ATMS SR 60 - Stage 2												
Fund: 3001 110.7	Capital Projects Other-Grant	Center: 414100 225,000	CIP-Transportation 250,000	Program: 3033 0	Advanced Traffic Management System 0	0	0	0	0	0	0	475,000
Project Total for : Fund: 3001 Capital Projects Center: 414100 CIP-Transportation Program: 3033 Advanced Traffic Management System												
		225,000	250,000	0	0	0	0	0	0	0	0	475,000
Total for Project: 000198A ATMS SR 60 - Stage 2												
		225,000	250,000	0	0	0	0	0	0	0	0	475,000
Funding Source:												
	Grant - State	225,000	250,000	0	0	0	0	0	0	0	0	475,000
Funding Total:												
		225,000	250,000	0	0	0	0	0	0	0	0	475,000

Project Description: Installation of ATMS/ITS system on SR 60; funding provided through Federal appropriations.

Project Classifications:

Location Clearwater

Pinellas County Capital Improvement Program
Project Budget Detail Report

August 24, 2015

Page 331 of 387

Parameters: Budget Type Code: Planning Fund Type: All

	Current Year Estimate 2015	2016	2017	2018	2019	2020	2021	2022	2023	2024	2025	Total
--	-------------------------------------	------	------	------	------	------	------	------	------	------	------	-------

Function: Transportation
Activity: Road & Street Facilities

Project: 000199A ATMS SR 686 - East Bay Drive

Fund: 3001	Capital Projects	Center: 414100	CIP-Transportation	Program: 3033	Advanced Traffic Management System							
030.6	Constr-LOGT	525,000	0	0	0	0	0	0	0	0	0	525,000
030.7	Constr-Grant	525,000	0	0	0	0	0	0	0	0	0	525,000
Project Total for : Fund: 3001		<i>Capital Projects</i>	<i>Center: 414100</i>	<i>CIP-Transportation</i>	<i>Program: 3033</i>	<i>Advanced Traffic Management System</i>						
		1,050,000	0	0	0	0	0	0	0	0	0	1,050,000
Total for Project: 000199A		<i>ATMS SR 686 - East Bay Drive</i>										
		1,050,000	0	0	0	0	0	0	0	0	0	1,050,000
Funding Source:												
Local Option Gas Tax		525,000	0	0	0	0	0	0	0	0	0	525,000
Grant - State		525,000	0	0	0	0	0	0	0	0	0	525,000
Funding Total:		1,050,000	0	0	0	0	0	0	0	0	0	1,050,000

Project Description: Design and installation of ATMS/ITS on SR 686 utilizing funds from 9th Cent Fuel Tax and County Incentive Grant Program.

Project Classifications:
CIE Elements Transportation/Transportation Systems
Location Countywide

Pinellas County Capital Improvement Program
Project Budget Detail Report

August 24, 2015

Page 332 of 387

Parameters: Budget Type Code: Planning Fund Type: All

Current Year Estimate												
	2015	2016	2017	2018	2019	2020	2021	2022	2023	2024	2025	Total
Function: Transportation												
Activity: Road & Street Facilities												
Project: 000206A Starkey Road from Ulmerton Road to East Bay Drive												
Fund: 3001	Capital Projects	Center: 414100	CIP-Transportation	Program: 3020	Arterial Roads Projects							
010.5	Acq-Unfunded	0	0	0	0	0	300,000	0	0	0	0	300,000
020.5	Design-Unfunded	0	0	0	0	0	200,000	440,000	440,000	0	0	1,080,000
020.8	Design-Penny	0	0	100,000	0	0	0	0	0	0	0	100,000
030.5	Constr-Unfunded	0	0	0	0	0	0	4,400,000	4,400,000	0	0	8,800,000
Project Total for : Fund: 3001 Capital Projects Center: 414100 CIP-Transportation Program: 3020 Arterial Roads Projects												
		0	0	100,000	0	0	500,000	4,840,000	4,840,000	0	0	10,280,000
Total for Project: 000206A Starkey Road from Ulmerton Road to East Bay Drive												
		0	0	100,000	0	0	500,000	4,840,000	4,840,000	0	0	10,280,000
Funding Source:												
	Penny for Pinellas	0	0	100,000	0	0	500,000	4,840,000	4,840,000	0	0	10,280,000
Funding Total:												
		0	0	100,000	0	0	500,000	4,840,000	4,840,000	0	0	10,280,000

Project Description: Roadway improvements to include turn lanes, drainage, bicycle lanes, and sidewalks.

Project Classifications:
CIE Elements Transportation/Transportation Systems
County Road Corridor CR 1
Location Largo, Belleair, Belleair Bluffs
Originating Department DEI Public Works
Penny Program Transportation and Traffic Flow

Pinellas County Capital Improvement Program
Project Budget Detail Report

August 24, 2015

Page 333 of 387

Parameters: Budget Type Code: Planning Fund Type: All

		Current Year Estimate 2015	2016	2017	2018	2019	2020	2021	2022	2023	2024	2025	Total
Function: Transportation													
Activity: Road & Street Facilities													
Project: 000216A 921320 Underdrain Annual Contracts													
Fund: 3001	Capital Projects	Center: 414100	CIP-Transportation	Program: 3035	Roadway Underdrain Projects								
020.5	Design-Unfunded	0	0	0	0	0	200,000	200,000	200,000	200,000	200,000	200,000	1,200,000
020.8	Design-Penny	150,000	100,000	50,000	50,000	50,000	0	0	0	0	0	0	400,000
030.5	Constr-Unfunded	0	0	0	0	0	800,000	800,000	800,000	800,000	800,000	800,000	4,800,000
030.8	Constr-Penny	150,000	400,000	350,000	350,000	350,000	0	0	0	0	0	0	1,600,000
Project Total for : Fund: 3001		<i>Capital Projects</i>	<i>Center: 414100</i>	<i>CIP-Transportation</i>	<i>Program: 3035</i>	<i>Roadway Underdrain Projects</i>							
		300,000	500,000	400,000	400,000	400,000	1,000,000	1,000,000	1,000,000	1,000,000	1,000,000	1,000,000	8,000,000
Total for Project: 000216A		921320 Underdrain Annual Contracts											
		300,000	500,000	400,000	400,000	400,000	1,000,000	1,000,000	1,000,000	1,000,000	1,000,000	1,000,000	8,000,000
Funding Source:													
Unfunded		0	0	0	0	0	1,000,000	1,000,000	1,000,000	1,000,000	1,000,000	1,000,000	6,000,000
Penny for Pinellas		300,000	500,000	400,000	400,000	400,000	0	0	0	0	0	0	2,000,000
Funding Total:		300,000	500,000	400,000	400,000	400,000	1,000,000	1,000,000	1,000,000	1,000,000	1,000,000	1,000,000	8,000,000

Project Description: Funding for construction of underdrains for County roads at various locations to prevent road failures and extend roadway life.

Project Classifications:

Location	Countywide
Originating Department	DEI Public Works
Penny Program	Transportation and Traffic Flow
TIF District	Countywide

Pinellas County Capital Improvement Program
Project Budget Detail Report

August 24, 2015

Page 334 of 387

Parameters: Budget Type Code: Planning Fund Type: All

		Current Year Estimate 2015	2016	2017	2018	2019	2020	2021	2022	2023	2024	2025	Total
Function: Transportation													
Activity: Road & Street Facilities													
Project: 000297A 1618 118th Avenue Expressway													
Fund: 3001	Capital Projects	Center: 414100	CIP-Transportation	Program: 3020	Arterial Roads Projects								
110.1	Other-Penny	0	12,000,000	12,000,000	12,000,000	12,000,000	7,750,000	0	0	0	0	0	55,750,000
Project Total for : Fund: 3001		Capital Projects	Center: 414100	CIP-Transportation	Program: 3020	Arterial Roads Projects							
		0	12,000,000	12,000,000	12,000,000	12,000,000	7,750,000	0	0	0	0	0	55,750,000
Total for Project: 000297A		1618 118th Avenue Expressway											
		0	12,000,000	12,000,000	12,000,000	12,000,000	7,750,000	0	0	0	0	0	55,750,000
Funding Source:													
Penny for Pinellas		0	12,000,000	12,000,000	12,000,000	12,000,000	7,750,000	0	0	0	0	0	55,750,000
Funding Total:		0	12,000,000	12,000,000	12,000,000	12,000,000	7,750,000	0	0	0	0	0	55,750,000

Project Description: Funding commitment to FDOT for project design and construction.

Project Classifications:

CIE Elements	Transportation/Transportation Systems
Location	Largo, Belleair, Belleair Bluffs
Originating Department	DEI Public Works
Penny Program	Transportation and Traffic Flow
TIF District	Various

Pinellas County Capital Improvement Program
Project Budget Detail Report

August 24, 2015

Page 335 of 387

Parameters: Budget Type Code: Planning Fund Type: All

	Current Year Estimate 2015	2016	2017	2018	2019	2020	2021	2022	2023	2024	2025	Total
--	-------------------------------------	------	------	------	------	------	------	------	------	------	------	-------

Function: Transportation
Activity: Road & Street Facilities

Project: 000322A ATMS Bryan Dairy Road

Fund: 3001	Capital Projects	Center: 414100	CIP-Transportation	Program: 3033	Advanced Traffic Management System							
020.6	Design-LOGT	100,000	0	0	0	0	0	0	0	0	0	100,000
020.7	Design-Grant	100,000	0	0	0	0	0	0	0	0	0	100,000
030.6	Constr-LOGT	150,000	1,065,150	0	0	0	0	0	0	0	0	1,215,150
030.7	Constr-Grant	150,000	1,065,150	0	0	0	0	0	0	0	0	1,215,150
Project Total for : Fund: 3001		<i>Capital Projects</i>	<i>Center: 414100</i>	<i>CIP-Transportation</i>	<i>Program: 3033</i>	<i>Advanced Traffic Management System</i>						
		500,000	2,130,300	0	0	0	0	0	0	0	0	2,630,300
Total for Project: 000322A		<i>ATMS Bryan Dairy Road</i>										
		500,000	2,130,300	0	0	0	0	0	0	0	0	2,630,300
Funding Source:												
	Local Option Gas Tax	250,000	1,065,150	0	0	0	0	0	0	0	0	1,315,150
	Grant - State	250,000	1,065,150	0	0	0	0	0	0	0	0	1,315,150
Funding Total:		500,000	2,130,300	0	0	0	0	0	0	0	0	2,630,300

Project Description: Design and installation of ATMS/ITS on Bryan Dairy Road utilizing funds from 9th Cent Fuel Tax and FDOT Transportation Regional Incentive Program.

Project Classifications:

CIE Elements Transportation/Transportation Systems
Location Largo, Belleair, Belleair Bluffs

Pinellas County Capital Improvement Program
Project Budget Detail Report

August 24, 2015

Page 336 of 387

Parameters: Budget Type Code: Planning Fund Type: All

Current Year Estimate												
	2015	2016	2017	2018	2019	2020	2021	2022	2023	2024	2025	Total
Function: Transportation												
Activity: Road & Street Facilities												
Project: 000325A 2265 Nursery Rd SRTS Sidewalk Improvements-Phase 2												
Fund: 3001	Capital Projects	Center: 414100	CIP-Transportation	Program: 3026	Sidewalks Projects							
020.1	Design-Penny	20,000	0	0	0	0	0	0	0	0	0	20,000
030.1	Constr-Penny	50,000	0	0	0	0	0	0	0	0	0	50,000
Project Total for : Fund: 3001 Capital Projects Center: 414100 CIP-Transportation Program: 3026 Sidewalks Projects												
		70,000	0	0	0	0	0	0	0	0	0	70,000
Total for Project: 000325A 2265 Nursery Rd SRTS Sidewalk Improvements-Phase 2												
		70,000	0	0	0	0	0	0	0	0	0	70,000
Funding Source:												
	Penny for Pinellas	70,000	0	0	0	0	0	0	0	0	0	70,000
Funding Total:												
		70,000	0	0	0	0	0	0	0	0	0	70,000

Project Description: Install sidewalk along south side of Nursery Road as part of the Safe Routes to School Program. Project being designed by FDOT consultant and constructed by Pinellas County. Project to be done in conjunction with Phases 1A and 1B.

Project Classifications:
CIE Elements Transportation/Transportation Systems
Location Largo, Belleair, Belleair Bluffs
Originating Department DEI Public Works

Pinellas County Capital Improvement Program
Project Budget Detail Report

August 24, 2015

Page 337 of 387

Parameters: Budget Type Code: Planning Fund Type: All

	Current Year Estimate 2015	2016	2017	2018	2019	2020	2021	2022	2023	2024	2025	Total
--	-------------------------------------	------	------	------	------	------	------	------	------	------	------	-------

Function: Transportation
Activity: Road & Street Facilities

Project: 000326A ATMS SR 693/66th St

Fund: 3001	Capital Projects	Center: 414100	CIP-Transportation	Program: 3033	Advanced Traffic Management System							
020.6	Design-LOGT	50,000	0	0	0	0	0	0	0	0	0	50,000
020.7	Design-Grant	50,000	0	0	0	0	0	0	0	0	0	50,000
030.6	Constr-LOGT	700,000	1,720,350	500,000	0	0	0	0	0	0	0	2,920,350
030.7	Constr-Grant	700,000	1,720,350	500,000	0	0	0	0	0	0	0	2,920,350
Project Total for : Fund: 3001		Capital Projects	Center: 414100	CIP-Transportation	Program: 3033	Advanced Traffic Management System						
		1,500,000	3,440,700	1,000,000	0	0	0	0	0	0	0	5,940,700
Total for Project: 000326A		ATMS SR 693/66th St										
		1,500,000	3,440,700	1,000,000	0	0	0	0	0	0	0	5,940,700
Funding Source:												
Local Option Gas Tax		750,000	1,720,350	500,000	0	0	0	0	0	0	0	2,970,350
Grant - State		750,000	1,720,350	500,000	0	0	0	0	0	0	0	2,970,350
Funding Total:		1,500,000	3,440,700	1,000,000	0	0	0	0	0	0	0	5,940,700

Project Description: Design and construct a new ATMS/ITS system on 66th Street utilizing funds from 9th Cent Fuel Tax and FDOT Transportation Regional Incentive Program TRIP.

Project Classifications:

CIE Elements	Transportation/Transportation Systems
Location	Pinellas Park
Location	St Petersburg

Pinellas County Capital Improvement Program
Project Budget Detail Report

August 24, 2015

Page 338 of 387

Parameters: Budget Type Code: Planning Fund Type: All

Current Year Estimate												
	2015	2016	2017	2018	2019	2020	2021	2022	2023	2024	2025	Total
Function: Transportation												
Activity: Road & Street Facilities												
Project: 000329A 2269 Union St SRTS Sidewalk Improvements												
Fund: 3001 030.1	Capital Projects Constr-Penny	Center: 414100 30,000	CIP-Transportation 0	Program: 3026 0	Sidewalks Projects 0	0	0	0	0	0	0	30,000
Project Total for : Fund: 3001 Capital Projects Center: 414100 CIP-Transportation Program: 3026 Sidewalks Projects												
		30,000	0	0	0	0	0	0	0	0	0	30,000
Total for Project: 000329A 2269 Union St SRTS Sidewalk Improvements												
		30,000	0	0	0	0	0	0	0	0	0	30,000
Funding Source:												
	Penny for Pinellas	30,000	0	0	0	0	0	0	0	0	0	30,000
Funding Total:												
		30,000	0	0	0	0	0	0	0	0	0	30,000

Project Description: Install sidewalk along south side of Union Street as part of the Safe Routes to School Program. Project will be designed and constructed by Pinellas County.

Project Classifications:
CIE Elements Transportation/Transportation Systems
Location Dunedin
Originating Department DEI Public Works
Penny Program Transportation and Traffic Flow

Pinellas County Capital Improvement Program
Project Budget Detail Report

August 24, 2015

Page 339 of 387

Parameters: Budget Type Code: Planning Fund Type: All

Current Year Estimate												
	2015	2016	2017	2018	2019	2020	2021	2022	2023	2024	2025	Total
Function: Transportation												
Activity: Road & Street Facilities												
Project: 000343A 1938 Belleair Rd at Keene Rd Intersection Improvements												
Fund: 3001 Capital Projects Center: 414100 CIP-Transportation Program: 3021 Intersection Improvements Projects												
020.1 Design-Penny 10,000	0	0	0	0	0	0	0	0	0	0	0	10,000
<i>Project Total for : Fund: 3001 Capital Projects Center: 414100 CIP-Transportation Program: 3021 Intersection Improvements Projects</i>	<i>10,000</i>	<i>0</i>	<i>0</i>	<i>0</i>	<i>0</i>	<i>0</i>	<i>0</i>	<i>0</i>	<i>0</i>	<i>0</i>	<i>0</i>	<i>10,000</i>
<i>Total for Project: 000343A 1938 Belleair Rd at Keene Rd Intersection Improvements</i>	<i>10,000</i>	<i>0</i>	<i>0</i>	<i>0</i>	<i>0</i>	<i>0</i>	<i>0</i>	<i>0</i>	<i>0</i>	<i>0</i>	<i>0</i>	<i>10,000</i>
Funding Source:												
Penny for Pinellas 10,000	0	0	0	0	0	0	0	0	0	0	0	10,000
<i>Funding Total:</i>	<i>10,000</i>	<i>0</i>	<i>0</i>	<i>0</i>	<i>0</i>	<i>0</i>	<i>0</i>	<i>0</i>	<i>0</i>	<i>0</i>	<i>0</i>	<i>10,000</i>

Project Description: Construct left and right turn lanes on Belleair Road at Keene Road.

Project Classifications:

Location	Largo, Belleair, Belleair Bluffs
Originating Department	DEI Public Works
Penny Program	Transportation and Traffic Flow
TIF District	Various

Pinellas County Capital Improvement Program
Project Budget Detail Report

August 24, 2015

Page 340 of 387

Parameters: Budget Type Code: Planning Fund Type: All

		Current Year Estimate 2015	2016	2017	2018	2019	2020	2021	2022	2023	2024	2025	Total
Function: Transportation													
Activity: Road & Street Facilities													
Project: 000404A ATMS US 19 Mid-County from 49th St to 126th Ave													
Fund: 3001	Capital Projects	Center: 414100	CIP-Transportation	Program: 3033	Advanced Traffic Management System								
020.7	Design-Grant	150,000	30,000	0	0	0	0	0	0	0	0	0	180,000
030.7	Constr-Grant	375,000	391,700	0	0	0	0	0	0	0	0	0	766,700
Project Total for : Fund: 3001		<i>Capital Projects</i>	<i>Center: 414100</i>	<i>CIP-Transportation</i>	<i>Program: 3033</i>	<i>Advanced Traffic Management System</i>							
		525,000	421,700	0	0	0	0	0	0	0	0	0	946,700
Total for Project: 000404A		<i>ATMS US 19 Mid-County from 49th St to 126th Ave</i>											
		525,000	421,700	0	0	0	0	0	0	0	0	0	946,700
Funding Source:													
Grant - State		525,000	421,700	0	0	0	0	0	0	0	0	0	946,700
Funding Total:		525,000	421,700	0	0	0	0	0	0	0	0	0	946,700

Project Description: Installation of fiber optic cable and ATMS/ITS equipment, including dynamic message signs, and intergration into the countywide ATMS/ITS system on US 19 from 49th St N to 126th Ave N.

Project Classifications:

CIE Elements Transportation/Transportation Systems
Location St Petersburg

Pinellas County Capital Improvement Program
Project Budget Detail Report

August 24, 2015
Page 341 of 387

Parameters: Budget Type Code: Planning Fund Type: All

		Current Year Estimate 2015	2016	2017	2018	2019	2020	2021	2022	2023	2024	2025	Total
Function: Transportation													
Activity: Road & Street Facilities													
Project: 000423A Dunedin Causeway Bridge Project Development & Environment (PD&E) Study													
Fund: 3001	Capital Projects	Center: 414100	CIP-Transportation	Program: 3031	Bridges-Repair & Improvement								
020.1	Design-Penny	450,000	850,000	100,000	0	0	0	0	0	0	0	0	1,400,000
Project Total for : Fund: 3001		<i>Capital Projects</i>	<i>Center: 414100</i>	<i>CIP-Transportation</i>	<i>Program: 3031</i>	<i>Bridges-Repair & Improvement</i>							
		450,000	850,000	100,000	0	0	0	0	0	0	0	0	1,400,000
Total for Project: 000423A		Dunedin Causeway Bridge Project Development & Environment (PD&E) Study					0	0	0	0	0	0	1,400,000
		450,000	850,000	100,000	0	0	0	0	0	0	0	0	1,400,000
Funding Source:													
Penny for Pinellas		450,000	850,000	100,000	0	0	0	0	0	0	0	0	1,400,000
Funding Total:		450,000	850,000	100,000	0	0	0	0	0	0	0	0	1,400,000

Project Description: Project Development & Environment Study (PD&E) in FY14 - FY17 to determine the type of improvements or replacements necessary.

Project Classifications:
CIE Elements Transportation/Transportation Systems
Location Dunedin
Originating Department DEI Public Works
Penny Program Transportation and Traffic Flow

Pinellas County Capital Improvement Program
Project Budget Detail Report

August 24, 2015

Page 342 of 387

Parameters: Budget Type Code: Planning Fund Type: All

	Current Year Estimate 2015	2016	2017	2018	2019	2020	2021	2022	2023	2024	2025	Total
--	-------------------------------------	------	------	------	------	------	------	------	------	------	------	-------

Function: Transportation
Activity: Road & Street Facilities

Project: 000700A Westwinds Drive Bridge Replacement over Westwind Canal

Fund: 3001	Capital Projects	Center: 414100	CIP-Transportation	Program: 3031	Bridges-Repair & Improvement								
020.1	Design-Penny	150,000	50,000	30,000	100,000	0	0	0	0	0	0	0	330,000
030.1	Constr-Penny	0	0	300,000	900,000	0	0	0	0	0	0	0	1,200,000
Project Total for : Fund: 3001		<i>Capital Projects</i>	<i>Center: 414100</i>	<i>CIP-Transportation</i>	<i>Program: 3031</i>	<i>Bridges-Repair & Improvement</i>							
		150,000	50,000	330,000	1,000,000	0	0	0	0	0	0	0	1,530,000
Total for Project: 000700A		Westwinds Drive Bridge Replacement over Westwind Canal											
		150,000	50,000	330,000	1,000,000	0	0	0	0	0	0	0	1,530,000
Funding Source:													
	Penny for Pinellas	150,000	50,000	330,000	1,000,000	0	0	0	0	0	0	0	1,530,000
Funding Total:		150,000	50,000	330,000	1,000,000	0	0	0	0	0	0	0	1,530,000

Project Description: Bridge replacement (# 154003)

Project Classifications:
CIE Elements Transportation/Transportation Systems
Location Tarpon Springs
Originating Department DEI Public Works
Penny Program Transportation and Traffic Flow

Pinellas County Capital Improvement Program
Project Budget Detail Report

August 24, 2015

Page 343 of 387

Parameters: Budget Type Code: Planning Fund Type: All

		Current Year Estimate 2015	2016	2017	2018	2019	2020	2021	2022	2023	2024	2025	Total
Function: Transportation													
Activity: Road & Street Facilities													
Project: 000702A Crosswinds Drive Bridge Replacement over Crosswinds Canal													
Fund: 3001	Capital Projects	Center: 414100	CIP-Transportation	Program: 3031	Bridges-Repair & Improvement								
020.1	Design-Penny	150,000	80,000	100,000	0	0	0	0	0	0	0	0	330,000
030.1	Constr-Penny	0	300,000	900,000	0	0	0	0	0	0	0	0	1,200,000
Project Total for : Fund: 3001		<i>Capital Projects</i>	<i>Center: 414100</i>	<i>CIP-Transportation</i>	<i>Program: 3031</i>	<i>Bridges-Repair & Improvement</i>							
		150,000	380,000	1,000,000	0	0	0	0	0	0	0	0	1,530,000
Total for Project: 000702A		Crosswinds Drive Bridge Replacement over Crosswinds Canal											
		150,000	380,000	1,000,000	0	0	0	0	0	0	0	0	1,530,000
Funding Source:													
Penny for Pinellas		150,000	380,000	1,000,000	0	0	0	0	0	0	0	0	1,530,000
Funding Total:		150,000	380,000	1,000,000	0	0	0	0	0	0	0	0	1,530,000

Project Description: Bridge replacement (# 154004)

Project Classifications:
CIE Elements Transportation/Transportation Systems
Location Tarpon Springs
Originating Department DEI Public Works
Penny Program Transportation and Traffic Flow

Pinellas County Capital Improvement Program
Project Budget Detail Report

August 24, 2015

Page 344 of 387

Parameters: Budget Type Code: Planning Fund Type: All

		Current Year Estimate 2015	2016	2017	2018	2019	2020	2021	2022	2023	2024	2025	Total
Function: Transportation													
Activity: Road & Street Facilities													
Project: 000965A 1624 Arterial Road Improvement Program													
Fund: 3001 030.5	Capital Projects Constr-Unfunded	Center: 414100 0	CIP-Transportation 0	Program: 3020 0	Arterial Roads Projects								
					0	0	750,000	1,000,000	1,000,000	1,000,000	1,000,000	1,000,000	5,750,000
Project Total for : Fund: 3001		Capital Projects	Center: 414100	CIP-Transportation	Program: 3020	Arterial Roads Projects							
		0	0	0	0	0	750,000	1,000,000	1,000,000	1,000,000	1,000,000	1,000,000	5,750,000
Total for Project: 000965A		1624 Arterial Road Improvement Program											
		0	0	0	0	0	750,000	1,000,000	1,000,000	1,000,000	1,000,000	1,000,000	5,750,000
Funding Source:													
Unfunded		0	0	0	0	0	750,000	1,000,000	1,000,000	1,000,000	1,000,000	1,000,000	5,750,000
Funding Total:		0	0	0	0	0	750,000	1,000,000	1,000,000	1,000,000	1,000,000	1,000,000	5,750,000

Project Description: Funding provided for various arterial roadway improvements. Projects to be selected from prioritized list.

Project Classifications:	
CIE Elements	Transportation/Transportation Systems
Location	Countywide
Originating Department	DEI Public Works
Penny Program	Transportation and Traffic Flow
TIF District	Various

Pinellas County Capital Improvement Program
Project Budget Detail Report

August 24, 2015

Page 345 of 387

Parameters: Budget Type Code: Planning Fund Type: All

	Current Year Estimate 2015	2016	2017	2018	2019	2020	2021	2022	2023	2024	2025	Total
--	-------------------------------------	------	------	------	------	------	------	------	------	------	------	-------

Function: Transportation
Activity: Road & Street Facilities

Project: 000966A 1533 Countywide Road Improvement Program

Fund: 3001	Capital Projects	Center: 414100	CIP-Transportation	Program: 3022	Local Streets/Collector Projects								
030.1	Constr-Penny	50,000	50,000	50,000	50,000	50,000	0	0	0	0	0	0	250,000
030.5	Constr-Unfunded	0	0	0	0	0	1,000,000	1,000,000	1,000,000	1,000,000	1,000,000	0	5,000,000
Project Total for : Fund: 3001		<i>Capital Projects</i>	<i>Center: 414100</i>	<i>CIP-Transportation</i>	<i>Program: 3022</i>	<i>Local Streets/Collector Projects</i>							
		50,000	50,000	50,000	50,000	50,000	1,000,000	1,000,000	1,000,000	1,000,000	1,000,000	0	5,250,000
Total for Project: 000966A		1533 Countywide Road Improvement Program											
		50,000	50,000	50,000	50,000	50,000	1,000,000	1,000,000	1,000,000	1,000,000	1,000,000	0	5,250,000

Funding Source:												
Unfunded	0	0	0	0	0	1,000,000	1,000,000	1,000,000	1,000,000	1,000,000	0	5,000,000
Penny for Pinellas	50,000	50,000	50,000	50,000	50,000	0	0	0	0	0	0	250,000
Funding Total:	50,000	50,000	50,000	50,000	50,000	1,000,000	1,000,000	1,000,000	1,000,000	1,000,000	0	5,250,000

Project Description: Funding provided for various Countywide road improvements. Projects to be selected from prioritized list.

Project Classifications:		
CIE Elements		Transportation/Transportation Systems
Location		Countywide
Originating Department		DEI Public Works
Penny Program		Transportation and Traffic Flow
TIF District		Countywide

Pinellas County Capital Improvement Program
Project Budget Detail Report

Parameters: Budget Type Code: Planning Fund Type: All

Current Year Estimate												
	2015	2016	2017	2018	2019	2020	2021	2022	2023	2024	2025	Total
Function: Transportation												
Activity: Road & Street Facilities												
Project: 000967A 2351 Pinellas Trail Extension Program												
Fund: 3001 Capital Projects Center: 414100 CIP-Transportation Program: 3023 Pinellas Trail Projects												
030.1 Constr-Penny	0	0	3,077,100	0	0	0	0	0	0	0	0	3,077,100
Project Total for : Fund: 3001 Capital Projects Center: 414100 CIP-Transportation Program: 3023 Pinellas Trail Projects	0	0	3,077,100	0	0	0	0	0	0	0	0	3,077,100
Total for Project: 000967A 2351 Pinellas Trail Extension Program	0	0	3,077,100	0	0	0	0	0	0	0	0	3,077,100
Funding Source:												
Penny for Pinellas	0	0	3,077,100	0	0	0	0	0	0	0	0	3,077,100
Funding Total:	0	0	3,077,100	0	0	0	0	0	0	0	0	3,077,100

Project Description: Pinellas Trail Extension Program

Project Classifications:
CIE Elements Transportation/Transportation Systems
Location Countywide
Originating Department DEI Public Works
Penny Program Transportation and Traffic Flow

Pinellas County Capital Improvement Program
Project Budget Detail Report

August 24, 2015
Page 347 of 387

Parameters: Budget Type Code: Planning Fund Type: All

Current Year Estimate												
	2015	2016	2017	2018	2019	2020	2021	2022	2023	2024	2025	Total
Function: Transportation												
Activity: Road & Street Facilities												
Project: 000984A 2183 Friendship Trail Bridge Demolition												
Fund: 3001 Capital Projects Center: 414100 CIP-Transportation Program: 3029 Friendship Trail Program	030.1 Constr-Penny	0	515,000	0	0	0	0	0	0	0	0	515,000
Project Total for : Fund: 3001 Capital Projects Center: 414100 CIP-Transportation Program: 3029 Friendship Trail Program												
		0	515,000	0	0	0	0	0	0	0	0	515,000
Total for Project: 000984A 2183 Friendship Trail Bridge Demolition												
		0	515,000	0	0	0	0	0	0	0	0	515,000
Funding Source:												
Penny for Pinellas		0	515,000	0	0	0	0	0	0	0	0	515,000
Funding Total:												
		0	515,000	0	0	0	0	0	0	0	0	515,000

Project Description: Pinellas County contributory funds to demolish the Friendship Trail Bridge.

Project Classifications:

Location	St Petersburg
Originating Department	DEI Public Works
Penny Program	Transportation and Traffic Flow

Pinellas County Capital Improvement Program
Project Budget Detail Report

August 24, 2015

Page 348 of 387

Parameters: Budget Type Code: Planning Fund Type: All

		Current Year Estimate 2015	2016	2017	2018	2019	2020	2021	2022	2023	2024	2025	Total
Function: Transportation													
Activity: Road & Street Facilities													
Project: 001018A Betty Lane at Sunset Point Road - Intersection Improvements													
Fund: 3001	Capital Projects	Center: 414100	CIP-Transportation	Program: 3021	Intersection Improvements Projects								
020.1	Design-Penny	100,000	230,000	120,000	80,000	0	0	0	0	0	0	0	530,000
030.1	Constr-Penny	0	0	1,200,000	800,000	0	0	0	0	0	0	0	2,000,000
Project Total for : Fund: 3001		<i>Capital Projects</i>	<i>Center: 414100</i>	<i>CIP-Transportation</i>	<i>Program: 3021</i>	<i>Intersection Improvements Projects</i>							
		100,000	230,000	1,320,000	880,000	0	0	0	0	0	0	0	2,530,000
Total for Project: 001018A		Betty Lane at Sunset Point Road - Intersection Improvements											
		100,000	230,000	1,320,000	880,000	0	0	0	0	0	0	0	2,530,000
Funding Source:													
Penny for Pinellas		100,000	230,000	1,320,000	880,000	0	0	0	0	0	0	0	2,530,000
Funding Total:		100,000	230,000	1,320,000	880,000	0	0	0	0	0	0	0	2,530,000

Project Description: Intersection Improvements including construction of left turn lanes and bridge reconstruction at Sunset Point Road.

Project Classifications:

CIE Elements	Transportation/Transportation Systems
Location	Clearwater
Originating Department	DEI Public Works
Penny Program	Transportation and Traffic Flow

Pinellas County Capital Improvement Program
Project Budget Detail Report

August 24, 2015

Page 349 of 387

Parameters: Budget Type Code: Planning Fund Type: All

		Current Year Estimate 2015	2016	2017	2018	2019	2020	2021	2022	2023	2024	2025	Total
Function: Transportation													
Activity: Road & Street Facilities													
Project: 001020A N.E. Coachman Road at Coachman Road Intersection Improvements													
Fund: 3001	Capital Projects	Center: 414100	CIP-Transportation	Program: 3021	Intersection Improvements Projects								
020.1	Design-Penny	225,000	40,000	70,000	0	0	0	0	0	0	0	0	335,000
030.1	Constr-Penny	0	200,000	700,000	0	0	0	0	0	0	0	0	900,000
Project Total for : Fund: 3001		<i>Capital Projects</i>	<i>Center: 414100</i>	<i>CIP-Transportation</i>	<i>Program: 3021</i>	<i>Intersection Improvements Projects</i>							
		225,000	240,000	770,000	0	0	0	0	0	0	0	0	1,235,000
Total for Project: 001020A		N.E. Coachman Road at Coachman Road Intersection Improvements											
		225,000	240,000	770,000	0	0	0	0	0	0	0	0	1,235,000
Funding Source:													
Penny for Pinellas		225,000	240,000	770,000	0	0	0	0	0	0	0	0	1,235,000
Funding Total:		225,000	240,000	770,000	0	0	0	0	0	0	0	0	1,235,000

Project Description: Intersection improvements including construction of left turn lanes.

Project Classifications:

CIE Elements	Transportation/Transportation Systems
Location	Clearwater
Originating Department	DEI Public Works
Penny Program	Transportation and Traffic Flow

Pinellas County Capital Improvement Program
Project Budget Detail Report

August 24, 2015

Page 350 of 387

Parameters: Budget Type Code: Planning Fund Type: All

		Current Year Estimate 2015	2016	2017	2018	2019	2020	2021	2022	2023	2024	2025	Total
Function: Transportation													
Activity: Road & Street Facilities													
Project: 001021A Belcher Road at Belleair Road Intersection Improvements													
Fund: 3001	Capital Projects	Center: 414100	CIP-Transportation	Program: 3021	Intersection Improvements Projects								
020.1	Design-Penny	80,000	55,000	0	0	0	0	0	0	0	0	0	135,000
020.4	Design-Grant	80,000	55,000	0	0	0	0	0	0	0	0	0	135,000
030.1	Constr-Penny	0	500,000	0	0	0	0	0	0	0	0	0	500,000
030.4	Constr-Grant	0	500,000	0	0	0	0	0	0	0	0	0	500,000
Project Total for : Fund: 3001		<i>Capital Projects</i>	<i>Center: 414100</i>	<i>CIP-Transportation</i>	<i>Program: 3021</i>	<i>Intersection Improvements Projects</i>							
		160,000	1,110,000	0	0	0	0	0	0	0	0	0	1,270,000
Total for Project: 001021A		Belcher Road at Belleair Road Intersection Improvements											
		160,000	1,110,000	0	0	0	0	0	0	0	0	0	1,270,000
Funding Source:													
Grant - State		80,000	555,000	0	0	0	0	0	0	0	0	0	635,000
Penny for Pinellas		80,000	555,000	0	0	0	0	0	0	0	0	0	635,000
Funding Total:		160,000	1,110,000	0	0	0	0	0	0	0	0	0	1,270,000

Project Description: Intersection improvements including right turn lanes on the east and west legs of Belleair Road and extend the left turn lane on the east leg.

Project Classifications:

CIE Elements	Transportation/Transportation Systems
Location	Largo, Belleair, Belleair Bluffs
Originating Department	DEI Public Works
Penny Program	Transportation and Traffic Flow

Pinellas County Capital Improvement Program
Project Budget Detail Report

August 24, 2015

Page 351 of 387

Parameters: Budget Type Code: Planning Fund Type: All

		Current Year Estimate 2015	2016	2017	2018	2019	2020	2021	2022	2023	2024	2025	Total
Function: Transportation													
Activity: Road & Street Facilities													
Project: 001022A 102nd Avenue N at Antilles Drive Intersection Improvements													
Fund: 3001	Capital Projects	Center: 414100	CIP-Transportation	Program: 3021	Intersection Improvements Projects								
020.1	Design-Penny	200,000	30,000	30,000	0	0	0	0	0	0	0	0	260,000
030.1	Constr-Penny	0	400,000	400,000	0	0	0	0	0	0	0	0	800,000
Project Total for : Fund: 3001		<i>Capital Projects</i>	<i>Center: 414100</i>	<i>CIP-Transportation</i>	<i>Program: 3021</i>	<i>Intersection Improvements Projects</i>							
		200,000	430,000	430,000	0	0	0	0	0	0	0	0	1,060,000
Total for Project: 001022A		102nd Avenue N at Antilles Drive Intersection Improvements											
		200,000	430,000	430,000	0	0	0	0	0	0	0	0	1,060,000
Funding Source:													
Penny for Pinellas		200,000	430,000	430,000	0	0	0	0	0	0	0	0	1,060,000
Funding Total:		200,000	430,000	430,000	0	0	0	0	0	0	0	0	1,060,000

Project Description: Intersection improvements including reconstruction of travel lane to enhance traffic flows.

Project Classifications:
CIE Elements Transportation/Transportation Systems
Location Seminole
Originating Department DEI Public Works
Penny Program Transportation and Traffic Flow

Pinellas County Capital Improvement Program
Project Budget Detail Report

August 24, 2015

Page 352 of 387

Parameters: Budget Type Code: Planning Fund Type: All

		Current Year Estimate 2015	2016	2017	2018	2019	2020	2021	2022	2023	2024	2025	Total
Function: Transportation													
Activity: Road & Street Facilities													
Project: 001023A 131st Street N at 82nd Avenue N and 86th Avenue N Intersection Improvements													
Fund: 3001	Capital Projects	Center: 414100	CIP-Transportation	Program: 3021	Intersection Improvements Projects								
020.1	Design-Penny	190,000	40,000	80,000	0	0	0	0	0	0	0	0	310,000
030.1	Constr-Penny	0	300,000	1,200,000	0	0	0	0	0	0	0	0	1,500,000
Project Total for : Fund: 3001		<i>Capital Projects</i>	<i>Center: 414100</i>	<i>CIP-Transportation</i>	<i>Program: 3021</i>	<i>Intersection Improvements Projects</i>							
		190,000	340,000	1,280,000	0	0	0	0	0	0	0	0	1,810,000
Total for Project: 001023A		131st Street N at 82nd Avenue N and 86th Avenue N Intersection Improvements											
		190,000	340,000	1,280,000	0	0	0	0	0	0	0	0	1,810,000
Funding Source:													
Penny for Pinellas		190,000	340,000	1,280,000	0	0	0	0	0	0	0	0	1,810,000
Funding Total:		190,000	340,000	1,280,000	0	0	0	0	0	0	0	0	1,810,000

Project Description: Intersection improvements including construction of left turn lanes.

Project Classifications:

CIE Elements	Transportation/Transportation Systems
Location	Seminole
Originating Department	DEI Public Works
Penny Program	Transportation and Traffic Flow

Pinellas County Capital Improvement Program
Project Budget Detail Report

August 24, 2015

Page 353 of 387

Parameters: Budget Type Code: Planning Fund Type: All

Current Year Estimate												
	2015	2016	2017	2018	2019	2020	2021	2022	2023	2024	2025	Total
Function: Transportation												
Activity: Road & Street Facilities												
Project: 001025A 38th Avenue N at 49th Street N Intersection Improvements												
Fund: 3001 Capital Projects Center: 414100 CIP-Transportation Program: 3021 Intersection Improvements Projects	020.1 Design-Penny 2,000	0	0	0	0	0	0	0	0	0	0	2,000
<i>Project Total for : Fund: 3001 Capital Projects Center: 414100 CIP-Transportation Program: 3021 Intersection Improvements Projects</i>	<i>2,000</i>	<i>0</i>	<i>0</i>	<i>0</i>	<i>0</i>	<i>0</i>	<i>0</i>	<i>0</i>	<i>0</i>	<i>0</i>	<i>0</i>	<i>2,000</i>
<i>Total for Project: 001025A 38th Avenue N at 49th Street N Intersection Improvements</i>	<i>2,000</i>	<i>0</i>	<i>0</i>	<i>0</i>	<i>0</i>	<i>0</i>	<i>0</i>	<i>0</i>	<i>0</i>	<i>0</i>	<i>0</i>	<i>2,000</i>
Funding Source:												
Penny for Pinellas	2,000	0	0	0	0	0	0	0	0	0	0	2,000
<i>Funding Total:</i>	<i>2,000</i>	<i>0</i>	<i>0</i>	<i>0</i>	<i>0</i>	<i>0</i>	<i>0</i>	<i>0</i>	<i>0</i>	<i>0</i>	<i>0</i>	<i>2,000</i>

Project Description: Intersection improvements including construction of mast arms, ADA upgrades and traffic flow improvements.

Project Classifications:
CIE Elements Transportation/Transportation Systems
Location St Petersburg
Originating Department DEI Public Works
Penny Program Transportation and Traffic Flow

Pinellas County Capital Improvement Program
Project Budget Detail Report

August 24, 2015

Page 354 of 387

Parameters: Budget Type Code: Planning Fund Type: All

Current Year Estimate												
2015	2016	2017	2018	2019	2020	2021	2022	2023	2024	2025	Total	

Function: Transportation
Activity: Road & Street Facilities

Project: 001028A CR 1 Sidewalk from SR 580 to Curlew Road

Fund: 3001	Capital Projects	Center: 414100	CIP-Transportation	Program: 3026	Sidewalks Projects							
020.1	Design-Penny	60,000	37,000	0	0	0	0	0	0	0	0	97,000
020.4	Design-Grant	60,000	37,000	0	0	0	0	0	0	0	0	97,000
030.1	Const-Penny	0	300,000	0	0	0	0	0	0	0	0	300,000
030.4	Construction-Grant	0	640,000	0	0	0	0	0	0	0	0	640,000
Project Total for : Fund: 3001 Capital Projects Center: 414100 CIP-Transportation Program: 3026 Sidewalks Projects												
		120,000	1,014,000	0	0	0	0	0	0	0	0	1,134,000
Total for Project: 001028A CR 1 Sidewalk from SR 580 to Curlew Road												
		120,000	1,014,000	0	0	0	0	0	0	0	0	1,134,000
Funding Source:												
	Grant - State	60,000	677,000	0	0	0	0	0	0	0	0	737,000
	Penny for Pinellas	60,000	337,000	0	0	0	0	0	0	0	0	397,000
Funding Total:		120,000	1,014,000	0	0	0	0	0	0	0	0	1,134,000

Project Description: Sidewalk construction and intersection improvements

Project Classifications:
CIE Elements Transportation/Transportation Systems
Location Dunedin
Originating Department DEI Public Works
Penny Program Transportation and Traffic Flow

Pinellas County Capital Improvement Program
Project Budget Detail Report

August 24, 2015

Page 355 of 387

Parameters: Budget Type Code: Planning Fund Type: All

Current Year Estimate												
2015	2016	2017	2018	2019	2020	2021	2022	2023	2024	2025	Total	

Function: Transportation
Activity: Road & Street Facilities

Project: 001029A Hercules Avenue Sidewalk from Sunset Point Road to Belcher Road

Fund: 3001	Capital Projects	Center: 414100	CIP-Transportation	Program: 3026	Sidewalks Projects								
020.1	Design-Penny	110,000	30,000	20,000	0	0	0	0	0	0	0	0	160,000
020.4	Design-Grant	150,000	0	0	0	0	0	0	0	0	0	0	150,000
030.1	Constr-Penny	0	284,000	220,000	0	0	0	0	0	0	0	0	504,000
030.4	Constr-Grant	0	606,000	0	0	0	0	0	0	0	0	0	606,000
Project Total for : Fund: 3001 Capital Projects Center: 414100 CIP-Transportation Program: 3026 Sidewalks Projects													
		260,000	920,000	240,000	0	0	0	0	0	0	0	0	1,420,000
Total for Project: 001029A Hercules Avenue Sidewalk from Sunset Point Road to Belcher Road													
		260,000	920,000	240,000	0	0	0	0	0	0	0	0	1,420,000
Funding Source:													
	Grant - State	150,000	606,000	0	0	0	0	0	0	0	0	0	756,000
	Penny for Pinellas	110,000	314,000	240,000	0	0	0	0	0	0	0	0	664,000
Funding Total:		260,000	920,000	240,000	0	0	0	0	0	0	0	0	1,420,000

Project Description: Sidewalk construction and intersection improvements.

Project Classifications:

CIE Elements	Transportation/Transportation Systems
Location	Clearwater
Originating Department	DEI Public Works
Penny Program	Transportation and Traffic Flow

Pinellas County Capital Improvement Program
Project Budget Detail Report

August 24, 2015

Page 356 of 387

Parameters: Budget Type Code: Planning Fund Type: All

Current Year Estimate												
2015	2016	2017	2018	2019	2020	2021	2022	2023	2024	2025	Total	

Function: Transportation
Activity: Road & Street Facilities

Project: 001030A ATMS South Belcher Road - Druid to Park Blvd

Fund: 3001	Capital Projects	Center: 414100	CIP-Transportation	Program: 3033	Advanced Traffic Management System							
020.6	Design-LOGT	125,000	12,500	0	0	0	0	0	0	0	0	137,500
020.7	Design-Grant	125,000	12,500	0	0	0	0	0	0	0	0	137,500
030.6	Constr-LOGT	0	1,000,000	227,300	0	0	0	0	0	0	0	1,227,300
030.7	Constr-Grant	0	1,000,000	227,300	0	0	0	0	0	0	0	1,227,300
Project Total for : Fund: 3001 Capital Projects Center: 414100 CIP-Transportation Program: 3033 Advanced Traffic Management System												
		250,000	2,025,000	454,600	0	0	0	0	0	0	0	2,729,600
Total for Project: 001030A ATMS South Belcher Road - Druid to Park Blvd												
		250,000	2,025,000	454,600	0	0	0	0	0	0	0	2,729,600
Funding Source:												
	Local Option Gas Tax	125,000	1,012,500	227,300	0	0	0	0	0	0	0	1,364,800
	Grant - State	125,000	1,012,500	227,300	0	0	0	0	0	0	0	1,364,800
Funding Total:		250,000	2,025,000	454,600	0	0	0	0	0	0	0	2,729,600

Project Description: Design and construct ATMS/ITS improvements on South Belcher Road from Druid Road to Park Boulevard.

Project Classifications:
CIE Elements Transportation/Transportation Systems
Location Pinellas Park

Pinellas County Capital Improvement Program
Project Budget Detail Report

August 24, 2015
Page 357 of 387

Parameters: Budget Type Code: Planning Fund Type: All

Current Year Estimate												
2015	2016	2017	2018	2019	2020	2021	2022	2023	2024	2025	Total	

Function: Transportation
Activity: Road & Street Facilities

Project: 001031A ATMS Gulf Boulevard

Fund: 3001	Capital Projects	Center: 414100	CIP-Transportation	Program: 3033	Advanced Traffic Management System							
020.6	Design-LOGT	175,000	10,000	0	0	0	0	0	0	0	0	185,000
020.7	Design-Grant	175,000	10,000	0	0	0	0	0	0	0	0	185,000
030.6	Constr-LOGT	0	1,027,300	1,000,000	0	0	0	0	0	0	0	2,027,300
030.7	Constr-Grant	0	1,027,300	1,000,000	0	0	0	0	0	0	0	2,027,300
Project Total for : Fund: 3001 Capital Projects Center: 414100 CIP-Transportation Program: 3033 Advanced Traffic Management System												
		350,000	2,074,600	2,000,000	0	0	0	0	0	0	0	4,424,600
Total for Project: 001031A ATMS Gulf Boulevard												
		350,000	2,074,600	2,000,000	0	0	0	0	0	0	0	4,424,600
Funding Source:												
	Local Option Gas Tax	175,000	1,037,300	1,000,000	0	0	0	0	0	0	0	2,212,300
	Grant - State	175,000	1,037,300	1,000,000	0	0	0	0	0	0	0	2,212,300
Funding Total:		350,000	2,074,600	2,000,000	0	0	0	0	0	0	0	4,424,600

Project Description: Design and construct ATMS/ITS improvements on Gulf Boulevard.

Project Classifications:
CIE Elements Transportation/Transportation Systems
Location Gulf Beaches

Pinellas County Capital Improvement Program
Project Budget Detail Report

August 24, 2015

Page 358 of 387

Parameters: Budget Type Code: Planning Fund Type: All

		Current Year Estimate											
		2015	2016	2017	2018	2019	2020	2021	2022	2023	2024	2025	Total
Function: Transportation													
Activity: Road & Street Facilities													
Project: 001032A		ATMS/ITS Regional Improvements											
Fund: 3001	Capital Projects	Center: 414100	CIP-Transportation	Program: 3033 Advanced Traffic Management System									
020.6	Design-LOGT	250,000	250,000	250,000	250,000	250,000	250,000	200,000	250,000	250,000	250,000	250,000	2,700,000
030.6	Constr-LOGT	250,000	250,000	250,000	250,000	250,000	250,000	200,000	250,000	250,000	250,000	250,000	2,700,000
Project Total for : Fund: 3001		Capital Projects	Center: 414100	CIP-Transportation	Program: 3033	Advanced Traffic Management System							
		500,000	500,000	500,000	500,000	500,000	500,000	400,000	500,000	500,000	500,000	500,000	5,400,000
Total for Project: 001032A		ATMS/ITS Regional Improvements											
		500,000	500,000	500,000	500,000	500,000	500,000	400,000	500,000	500,000	500,000	500,000	5,400,000
Funding Source:													
Local Option Gas Tax		500,000	500,000	500,000	500,000	500,000	500,000	400,000	500,000	500,000	500,000	500,000	5,400,000
Funding Total:		500,000	500,000	500,000	500,000	500,000	500,000	400,000	500,000	500,000	500,000	500,000	5,400,000

Project Description: Construction funding to install ATMS/ITS improvements at various locations.

Project Classifications:

CIE Elements Transportation/Transportation Systems
Location Countywide

Pinellas County Capital Improvement Program
Project Budget Detail Report

August 24, 2015
Page 359 of 387

Parameters: Budget Type Code: Planning Fund Type: All

		Current Year Estimate 2015	2016	2017	2018	2019	2020	2021	2022	2023	2024	2025	Total
Function: Transportation													
Activity: Road & Street Facilities													
Project: 001033A Bayside Bridge Rehabilitation													
Fund: 3001	Capital Projects	Center: 414100	CIP-Transportation	Program: 3031	Bridges-Repair & Improvement								
020.1	Design-Penny	40,000	100,000	0	0	0	0	0	0	0	0	0	140,000
030.1	Constr-Penny	0	1,000,000	0	0	0	0	0	0	0	0	0	1,000,000
Project Total for : Fund: 3001		<i>Capital Projects</i>	<i>Center: 414100</i>	<i>CIP-Transportation</i>	<i>Program: 3031</i>	<i>Bridges-Repair & Improvement</i>							
		40,000	1,100,000	0	0	0	0	0	0	0	0	0	1,140,000
Total for Project: 001033A		Bayside Bridge Rehabilitation											
		40,000	1,100,000	0	0	0	0	0	0	0	0	0	1,140,000
Funding Source:													
Penny for Pinellas		40,000	1,100,000	0	0	0	0	0	0	0	0	0	1,140,000
Funding Total:		40,000	1,100,000	0	0	0	0	0	0	0	0	0	1,140,000

Project Description: Structural repairs and sealing to preserve integrity of structural steel reinforcement of Bayside Bridge.

Project Classifications:
CIE Elements Transportation/Transportation Systems
Location Clearwater
Originating Department DEI Public Works
Penny Program Transportation and Traffic Flow

Pinellas County Capital Improvement Program
Project Budget Detail Report

August 24, 2015

Page 360 of 387

Parameters: Budget Type Code: Planning Fund Type: All

		Current Year Estimate	2015	2016	2017	2018	2019	2020	2021	2022	2023	2024	2025	Total
Function: Transportation														
Activity: Road & Street Facilities														
Project: 001034A Old Coachman Road over Alligator Creek Bridge Replacement														
Fund: 3001	Capital Projects	Center: 414100	CIP-Transportation	Program: 3031	Bridges-Repair & Improvement									
020.1	Design-Penny	0	100,000	40,000	35,000	0	0	0	0	0	0	0	0	175,000
030.1	Constr-Penny	0	0	400,000	350,000	0	0	0	0	0	0	0	0	750,000
Project Total for : Fund: 3001 Capital Projects			Center: 414100	CIP-Transportation	Program: 3031	Bridges-Repair & Improvement								
		0	100,000	440,000	385,000	0	0	0	0	0	0	0	0	925,000
Total for Project: 001034A Old Coachman Road over Alligator Creek Bridge Replacement			0	100,000	440,000	385,000	0	0	0	0	0	0	0	925,000
Funding Source:														
	Penny for Pinellas	0	100,000	440,000	385,000	0	0	0	0	0	0	0	0	925,000
Funding Total:			0	100,000	440,000	385,000	0	0	0	0	0	0	0	925,000

Project Description: Old Coachman Road over Alligator Creek bridge reconstruction/replacement.

Project Classifications:

CIE Elements	Transportation/Transportation Systems
Location	Clearwater
Originating Department	DEI Public Works
Penny Program	Transportation and Traffic Flow

Pinellas County Capital Improvement Program
Project Budget Detail Report

August 24, 2015

Page 361 of 387

Parameters: Budget Type Code: Planning Fund Type: All

		Current Year Estimate 2015	2016	2017	2018	2019	2020	2021	2022	2023	2024	2025	Total
Function: Transportation													
Activity: Road & Street Facilities													
Project: 001035A Oakwood Drive over Stephanie's Channel Bridge Replacement													
Fund: 3001	Capital Projects	Center: 414100	CIP-Transportation	Program: 3031	Bridges-Repair & Improvement								
020.1	Design-Penny	200,000	60,000	30,000	0	0	0	0	0	0	0	0	290,000
030.1	Constr-Penny	0	600,000	305,000	0	0	0	0	0	0	0	0	905,000
Project Total for : Fund: 3001		<i>Capital Projects</i>	<i>Center: 414100</i>	<i>CIP-Transportation</i>	<i>Program: 3031</i>	<i>Bridges-Repair & Improvement</i>							
		200,000	660,000	335,000	0	0	0	0	0	0	0	0	1,195,000
Total for Project: 001035A		Oakwood Drive over Stephanie's Channel Bridge Replacement											
		200,000	660,000	335,000	0	0	0	0	0	0	0	0	1,195,000
Funding Source:													
Penny for Pinellas		200,000	660,000	335,000	0	0	0	0	0	0	0	0	1,195,000
Funding Total:		200,000	660,000	335,000	0	0	0	0	0	0	0	0	1,195,000

Project Description: Oakwood Drive over Stephanie's Channel bridge reconstruction / replacement.

Project Classifications:

CIE Elements	Transportation/Transportation Systems
Location	Largo, Belleair, Belleair Bluffs
Originating Department	DEI Public Works
Penny Program	Transportation and Traffic Flow

Pinellas County Capital Improvement Program
Project Budget Detail Report

August 24, 2015

Page 362 of 387

Parameters: Budget Type Code: Planning Fund Type: All

		Current Year Estimate 2015	2016	2017	2018	2019	2020	2021	2022	2023	2024	2025	Total
Function: Transportation													
Activity: Road & Street Facilities													
Project: 001036A San Martin Blvd. over Riviera Bay Bridge Replacement													
Fund: 3001	Capital Projects	Center: 414100	CIP-Transportation	Program: 3031	Bridges-Repair & Improvement								
020.1	Design-Penny	400,000	400,000	400,000	100,000	100,000	0	0	0	0	0	0	1,400,000
020.4	Design-Grant	0	0	0	100,000	100,000	0	0	0	0	0	0	200,000
030.1	Constr-Penny	0	0	0	2,000,000	2,000,000	0	0	0	0	0	0	4,000,000
030.4	Constr-Grant	0	0	0	2,000,000	2,000,000	0	0	0	0	0	0	4,000,000
Project Total for : Fund: 3001		<i>Capital Projects</i>	<i>Center: 414100</i>	<i>CIP-Transportation</i>	<i>Program: 3031</i>	<i>Bridges-Repair & Improvement</i>							
		400,000	400,000	400,000	4,200,000	4,200,000	0	0	0	0	0	0	9,600,000
Total for Project: 001036A		San Martin Blvd. over Riviera Bay Bridge Replacement				4,200,000	0	0	0	0	0	0	9,600,000
		400,000	400,000	400,000	4,200,000	4,200,000	0	0	0	0	0	0	9,600,000
Funding Source:													
Penny for Pinellas		400,000	400,000	400,000	2,100,000	2,100,000	0	0	0	0	0	0	5,400,000
Grant - Federal		0	0	0	2,100,000	2,100,000	0	0	0	0	0	0	4,200,000
Funding Total:		400,000	400,000	400,000	4,200,000	4,200,000	0	0	0	0	0	0	9,600,000

Project Description: San Martin Blvd. over Riviera Bay bridge reconstruction / replacement. Note: This plan anticipates additional funding (i.e, grant) being available starting in FY18.

Project Classifications:

CIE Elements	Transportation/Transportation Systems
Location	St Petersburg
Originating Department	DEI Public Works
Penny Program	Transportation and Traffic Flow

Pinellas County Capital Improvement Program
Project Budget Detail Report

Fund Type: Governmental

Current Year Estimate													
		2016	2017	2018	2019	2020	2021	2022	2023	2024	2025	2026	Total
Function: Transportation													
Activity: Road & Street Facilities													
Project: 001037A Beckett Bridge Replacement													
Fund: 3001	Capital Projects	Center: 414100	CIP-Transportation	Program: 3031	Bridges-Repair & Improvement								
020.1	Design-Penny	600,000	600,000	600,000	800,000	200,000	0	0	0	0	0	0	2,800,000
020.4	CEI-Grant	0	0	0	800,000	200,000	0	0	0	0	0	0	1,000,000
030.1	Constr-Penny	0	0	0	8,000,000	2,000,000	0	0	0	0	0	0	10,000,000
030.4	Constr-Grant	0	0	0	8,000,000	2,000,000	0	0	0	0	0	0	10,000,000
Project Total for : Fund: 3001		<i>Capital Projects</i>	<i>Center: 414100</i>	<i>CIP-Transportation</i>	<i>Program: 3031</i>	<i>Bridges-Repair & Improvement</i>							
		600,000	600,000	600,000	17,600,000	4,400,000	0	0	0	0	0	0	23,800,000
Total for Project: 001037A		Beckett Bridge Replacement											
		600,000	600,000	600,000	17,600,000	4,400,000	0	0	0	0	0	0	23,800,000
Funding Source:													
Penny for Pinellas		600,000	600,000	600,000	8,800,000	2,200,000	0	0	0	0	0	0	12,800,000
Grant - Federal		0	0	0	8,800,000	2,200,000	0	0	0	0	0	0	11,000,000
Funding Total:		600,000	600,000	600,000	17,600,000	4,400,000	0	0	0	0	0	0	23,800,000

Project Description: Design and construction of Beckett Bridge replacement after PD&E is completed. This plan anticipates additional funding (i.e., grant) being available starting in FY19.

Project Classifications:

CIE Elements	Transportation/Transportation Systems
Commission District, At-Large	District 2 - Pat Gerard
Commission District, Single Member	District 4 - Dave Eggers
Location	Tarpon Springs
Originating Department	DEI Public Works
Penny Program	Transportation and Traffic Flow

10/22/15 NOTE: SUBSEQUENT TO THE ORIGINAL PUBLICATION, TASK 020.4 NAME CHANGED FROM DESIGN-GRANT TO CEI-GRANT, AND PROJECT DESCRIPTION REVISED ANTICIPATING ADDITIONAL GRANT FUNDING STARTING IN FY19 RATHER THAN FY16.

Pinellas County Capital Improvement Program
Project Budget Detail Report

Parameters: Project: 001037A Beckett Bridge Replacement Budget Type Code: Planning Fund Type: All

	Current Year Estimate 2016	2017	2018	2019	2020	2021	2022	2023	2024	2025	2026	Total
Report Total:	600,000	600,000	600,000	17,600,000	4,400,000	0	0	0	0	0	0	23,800,000

Pinellas County Capital Improvement Program
Project Budget Detail Report

August 24, 2015

Page 364 of 387

Parameters: Budget Type Code: Planning Fund Type: All

		Current Year Estimate	2015	2016	2017	2018	2019	2020	2021	2022	2023	2024	2025	Total
Function: Transportation														
Activity: Road & Street Facilities														
Project: 001038A Park Street from Tyrone Blvd. to 54th Avenue N														
Fund: 3001	Capital Projects	Center: 414100	CIP-Transportation	Program: 3020	Arterial Roads Projects									
020.8	Design-Penny	230,000	50,000	330,000	80,000	0	0	0	0	0	0	0	0	690,000
030.8	Constr-Penny	0	500,000	3,500,000	1,000,000	0	0	0	0	0	0	0	0	5,000,000
Project Total for : Fund: 3001		<i>Capital Projects</i>	<i>Center: 414100</i>	<i>CIP-Transportation</i>	<i>Program: 3020</i>	<i>Arterial Roads Projects</i>								
		230,000	550,000	3,830,000	1,080,000	0	0	0	0	0	0	0	0	5,690,000
Total for Project: 001038A		Park Street from Tyrone Blvd. to 54th Avenue N												
		230,000	550,000	3,830,000	1,080,000	0	0	0	0	0	0	0	0	5,690,000
Funding Source:														
Penny for Pinellas		230,000	550,000	3,830,000	1,080,000	0	0	0	0	0	0	0	0	5,690,000
Funding Total:		230,000	550,000	3,830,000	1,080,000	0	0	0	0	0	0	0	0	5,690,000

Project Description: Park Street from Tyrone Blvd. to 54th Avenue N intersection improvements including construction of road widening, drainage improvements, sidewalks and mast arms.

Project Classifications:

CIE Elements	Transportation/Transportation Systems
Location	St Petersburg
Originating Department	DEI Public Works
Penny Program	Transportation and Traffic Flow

Pinellas County Capital Improvement Program
Project Budget Detail Report

August 24, 2015

Page 365 of 387

Parameters: Budget Type Code: Planning Fund Type: All

	Current Year Estimate 2015	2016	2017	2018	2019	2020	2021	2022	2023	2024	2025	Total
--	-------------------------------------	------	------	------	------	------	------	------	------	------	------	-------

Function: Transportation
Activity: Road & Street Facilities

Project: 001039A Park Street/Starkey Road from 84th Lane N to 82nd Avenue N.

Fund: 3001	Capital Projects	Center: 414100	CIP-Transportation	Program: 3020	Arterial Roads Projects								
020.8	Design-Penny	115,000	400,000	400,000	100,000	0	0	0	0	0	0	0	1,015,000
030.5	Constr-Grant	0	2,060,000	2,060,000	0	0	0	0	0	0	0	0	4,120,000
030.8	Constr-Penny	0	3,000,000	3,000,000	1,000,000	0	0	0	0	0	0	0	7,000,000
Project Total for : Fund: 3001		Capital Projects	Center: 414100	CIP-Transportation	Program: 3020	Arterial Roads Projects							
		115,000	5,460,000	5,460,000	1,100,000	0	0	0	0	0	0	0	12,135,000
Total for Project: 001039A		Park Street/Starkey Road from 84th Lane N to 82nd Avenue N.											
		115,000	5,460,000	5,460,000	1,100,000	0	0	0	0	0	0	0	12,135,000
Funding Source:													
	Grant - State	0	2,060,000	2,060,000	0	0	0	0	0	0	0	0	4,120,000
	Penny for Pinellas	115,000	3,400,000	3,400,000	1,100,000	0	0	0	0	0	0	0	8,015,000
Funding Total:		115,000	5,460,000	5,460,000	1,100,000	0	0	0	0	0	0	0	12,135,000

Project Description: Park Street / Starkey Road from 84th Lane N to 82nd Avenue N construction of road widening, sidewalks and mast arms.

Project Classifications:
CIE Elements Transportation/Transportation Systems
Location Seminole
Originating Department DEI Public Works
Penny Program Transportation and Traffic Flow

Pinellas County Capital Improvement Program
Project Budget Detail Report

August 24, 2015

Page 366 of 387

Parameters: Budget Type Code: Planning Fund Type: All

		Current Year Estimate 2015	2016	2017	2018	2019	2020	2021	2022	2023	2024	2025	Total
Function: Transportation													
Activity: Road & Street Facilities													
Project: 001116A Forest Lakes Boulevard Underdrain													
Fund: 3001	Capital Projects	Center: 414100	CIP-Transportation	Program: 3035	Roadway Underdrain Projects								
020.8	Design-Penny	100,000	0	0	0	0	0	0	0	0	0	0	100,000
030.8	Constr-Penny	950,000	0	0	0	0	0	0	0	0	0	0	950,000
Project Total for : Fund: 3001		<i>Capital Projects</i>	<i>Center: 414100</i>	<i>CIP-Transportation</i>	<i>Program: 3035</i>	<i>Roadway Underdrain Projects</i>							
		1,050,000	0	0	0	0	0	0	0	0	0	0	1,050,000
Total for Project: 001116A		Forest Lakes Boulevard Underdrain											
		1,050,000	0	0	0	0	0	0	0	0	0	0	1,050,000
Funding Source:													
Penny for Pinellas		1,050,000	0	0	0	0	0	0	0	0	0	0	1,050,000
Funding Total:		1,050,000	0	0	0	0	0	0	0	0	0	0	1,050,000

Project Description: Construction of proposed underdrain on Forest Lakes Boulevard.

Project Classifications:

Location Tarpon Springs
Originating Department DEI Public Works
Penny Program Transportation and Traffic Flow

Pinellas County Capital Improvement Program
Project Budget Detail Report

August 24, 2015

Page 367 of 387

Parameters: Budget Type Code: Planning Fund Type: All

Current Year Estimate												
2015	2016	2017	2018	2019	2020	2021	2022	2023	2024	2025	Total	

Function: Transportation
Activity: Road & Street Facilities

Project: 001473A ATMS US 19 North County - Beckett Way to Pasco County Line

Fund: 3001	Capital Projects	Center: 414100	CIP-Transportation	Program: 3033	Advanced Traffic Management System							
020.7	Design-Grant	85,000	0	0	0	0	0	0	0	0	0	85,000
030.7	Constr-Grant	200,000	106,000	0	0	0	0	0	0	0	0	306,000
Project Total for : Fund: 3001 Capital Projects Center: 414100 CIP-Transportation Program: 3033 Advanced Traffic Management System												
		285,000	106,000	0	0	0	0	0	0	0	0	391,000
Total for Project: 001473A ATMS US 19 North County - Beckett Way to Pasco County Line												
		285,000	106,000	0	0	0	0	0	0	0	0	391,000
Funding Source:												
	Grant - State	285,000	106,000	0	0	0	0	0	0	0	0	391,000
Funding Total:		285,000	106,000	0	0	0	0	0	0	0	0	391,000

Project Description: US 19 North ATMS/ITS Improvements from Beckett Way to Pasco County line

Project Classifications:
CIE Elements Transportation/Transportation Systems
Location Tarpon Springs

Pinellas County Capital Improvement Program
Project Budget Detail Report

August 24, 2015
Page 368 of 387

Parameters: Budget Type Code: Planning Fund Type: All

Current Year Estimate												
2015												
2016												
2017												
2018												
2019												
2020												
2021												
2022												
2023												
2024												
2025												
Total												
Function: Transportation												
Activity: Road & Street Facilities												
Project: 001510A 30th Avenue N at 49th Street N Intersection Improvements												
Fund: 3001	Capital Projects	Center: 414100	CIP-Transportation	Program: 3021	Intersection Improvements Projects							
030.1	Constr-Penny	350,000	0	0	0	0	0	0	0	0	0	350,000
Project Total for : Fund: 3001 Capital Projects Center: 414100 CIP-Transportation Program: 3021 Intersection Improvements Projects												
350,000 0 0 0 0 0 0 0 0 0 0 350,000												
Total for Project: 001510A 30th Avenue N at 49th Street N Intersection Improvements												
350,000 0 0 0 0 0 0 0 0 0 0 350,000												
Funding Source:												
Penny for Pinellas		350,000	0	0	0	0	0	0	0	0	0	350,000
Funding Total:		350,000	0	0	0	0	0	0	0	0	0	350,000

Project Description: Intersection Improvements including construction of mast arms, ADA ramp upgrades and traffic flow improvements.

Project Classifications:

Location St Petersburg
Originating Department DEI Public Works
Penny Program Transportation and Traffic Flow

Pinellas County Capital Improvement Program
Project Budget Detail Report

August 24, 2015
Page 369 of 387

Parameters: Budget Type Code: Planning Fund Type: All

Current Year Estimate												
	2015	2016	2017	2018	2019	2020	2021	2022	2023	2024	2025	Total
Function: Transportation												
Activity: Road & Street Facilities												
Project: 001511A 38th Avenue N at 58th Street N Intersection Improvements												
Fund: 3001 Capital Projects Center: 414100 CIP-Transportation Program: 3021 Intersection Improvements Projects	020.1 Design-Penny 3,000	0	0	0	0	0	0	0	0	0	0	3,000
Project Total for : Fund: 3001 Capital Projects Center: 414100 CIP-Transportation Program: 3021 Intersection Improvements Projects	3,000	0	0	0	0	0	0	0	0	0	0	3,000
Total for Project: 001511A 38th Avenue N at 58th Street N Intersection Improvements	3,000	0	0	0	0	0	0	0	0	0	0	3,000
Funding Source:												
Penny for Pinellas	3,000	0	0	0	0	0	0	0	0	0	0	3,000
Funding Total:	3,000	0	0	0	0	0	0	0	0	0	0	3,000

Project Description: Intersection improvements including construction of mast arms, ADA ramp upgrades and traffic flow improvements.

Project Classifications:
CIE Elements Transportation/Transportation Systems
Location St Petersburg
Originating Department DEI Public Works
Penny Program Transportation and Traffic Flow

Pinellas County Capital Improvement Program
Project Budget Detail Report

August 24, 2015

Page 370 of 387

Parameters: Budget Type Code: Planning Fund Type: All

		Current Year Estimate	2015	2016	2017	2018	2019	2020	2021	2022	2023	2024	2025	Total
Function: Transportation														
Activity: Road & Street Facilities														
Project: 001512A Park Blvd SRTS Sidewalk Improvements														
Fund: 3001	Capital Projects	Center: 414100	CIP-Transportation	Program: 3026	Sidewalks Projects									
020.4	Design-Grant	0	463,500	0	0	0	0	0	0	0	0	0	0	463,500
030.4	Constr-Grant	0	0	500,000	1,000,000	0	0	0	0	0	0	0	0	1,500,000
Project Total for : Fund: 3001			Capital Projects	Center: 414100	CIP-Transportation	Program: 3026	Sidewalks Projects							
		0	463,500	500,000	1,000,000	0	0	0	0	0	0	0	0	1,963,500
Total for Project: 001512A			Park Blvd SRTS Sidewalk Improvements											
		0	463,500	500,000	1,000,000	0	0	0	0	0	0	0	0	1,963,500
Funding Source:														
	Grant - Federal	0	463,500	500,000	1,000,000	0	0	0	0	0	0	0	0	1,963,500
Funding Total:			0	463,500	500,000	1,000,000	0	0	0	0	0	0	0	1,963,500

Project Description: Install sidewalks along Park Blvd from Starkey Road to 66th Street North. Grant funding needs to be approved by FDOT prior to proceeding with design and construction.

Project Classifications:
CIE Elements Transportation/Transportation Systems
Location Pinellas Park
Originating Department DEI Public Works
Penny Program Transportation and Traffic Flow

Pinellas County Capital Improvement Program
Project Budget Detail Report

August 24, 2015

Page 371 of 387

Parameters: Budget Type Code: Planning Fund Type: All

		Current Year Estimate	2015	2016	2017	2018	2019	2020	2021	2022	2023	2024	2025	Total
Function: Transportation														
Activity: Road & Street Facilities														
Project: 002102A Haines Bayshore Sidewalk Improvements														
Fund: 3001	Capital Projects	Center: 414100	CIP-Transportation	Program: 3026	Sidewalks Projects									
020.3	Design-Grant	8,900	260,000	72,000	125,000	0	0	0	0	0	0	0	0	465,900
030.3	Constr-Grant	0	0	750,000	1,250,000	0	0	0	0	0	0	0	0	2,000,000
Project Total for : Fund: 3001		<i>Capital Projects</i>	<i>Center: 414100</i>	<i>CIP-Transportation</i>	<i>Program: 3026</i>	<i>Sidewalks Projects</i>								
		8,900	260,000	822,000	1,375,000	0	0	0	0	0	0	0	0	2,465,900
Total for Project: 002102A		Haines Bayshore Sidewalk Improvements												
		8,900	260,000	822,000	1,375,000	0	0	0	0	0	0	0	0	2,465,900
Funding Source:														
	Grant - Federal	8,900	260,000	822,000	1,375,000	0	0	0	0	0	0	0	0	2,465,900
Funding Total:		8,900	260,000	822,000	1,375,000	0	0	0	0	0	0	0	0	2,465,900

Project Description: Sidewalk gap construction and additional of 6ft shoulder along southside of Haines Bayshore from US 19 N to Sunrise Blvd.

Project Classifications:

Location	Largo, Belleair, Belleair Bluffs
Originating Department	DEI Public Works
Penny Program	Transportation and Traffic Flow

Pinellas County Capital Improvement Program Project Budget Detail Report

August 24, 2015

Page 372 of 387

Parameters: Budget Type Code: Planning Fund Type: All

Current Year Estimate	2015	2016	2017	2018	2019	2020	2021	2022	2023	2024	2025	Total
-----------------------------	------	------	------	------	------	------	------	------	------	------	------	-------

Function: Transportation

Activity: Road & Street Facilities

Project: 002103A Belcher Road (71st St) from 38th Avenue to 54th Avenue

Fund: 3001	Capital Projects	Center: 414100	CIP-Transportation	Program: 3020	Arterial Roads Projects								
020.5	Design-Unfunded	0	0	0	0	0	200,000	400,000	400,000	0	0	0	1,000,000
030.5	Constr-Unfunded	0	0	0	0	0	0	4,000,000	4,000,000	0	0	0	8,000,000
Project Total for : Fund: 3001		Capital Projects	Center: 414100	CIP-Transportation	Program: 3020	Arterial Roads Projects							
		0	0	0	0	0	200,000	4,400,000	4,400,000	0	0	0	9,000,000
Total for Project: 002103A		Belcher Road (71st St) from 38th Avenue to 54th Avenue											
		0	0	0	0	0	200,000	4,400,000	4,400,000	0	0	0	9,000,000
Funding Source:													
	Unfunded	0	0	0	0	0	200,000	4,400,000	4,400,000	0	0	0	9,000,000
Funding Total:		0	0	0	0	0	200,000	4,400,000	4,400,000	0	0	0	9,000,000

Project Description: Roadway improvements along Belcher Road from 38th Avenue to 54th Avenue, including turn lanes, drainage, bicycle lanes, and sidewalks.

Project Classifications:

Location	St Petersburg
Originating Department	DEI Public Works
Penny Program	Transportation and Traffic Flow

Pinellas County Capital Improvement Program
Project Budget Detail Report

August 24, 2015

Page 373 of 387

Parameters: Budget Type Code: Planning Fund Type: All

		Current Year Estimate	2015	2016	2017	2018	2019	2020	2021	2022	2023	2024	2025	Total
Function: Transportation														
Activity: Road & Street Facilities														
Project: 002104A		Park / Starkey from 54th Avenue to southern limit of Bridge												
Fund: 3001	Capital Projects	Center: 414100	CIP-Transportation		Program: 3020	Arterial Roads Projects								
020.5	Design-Unfunded	0	0	0	0	0	250,000	250,000	250,000	0	0	0	750,000	
030.5	Constr-Unfunded	0	0	0	0	0	0	2,500,000	2,500,000	0	0	0	5,000,000	
Project Total for : Fund: 3001		Capital Projects	Center: 414100	CIP-Transportation		Program: 3020	Arterial Roads Projects							
		0	0	0	0	0	250,000	2,750,000	2,750,000	0	0	0	5,750,000	
Total for Project: 002104A		Park / Starkey from 54th Avenue to southern limit of Bridge												
		0	0	0	0	0	250,000	2,750,000	2,750,000	0	0	0	5,750,000	
Funding Source:														
Unfunded		0	0	0	0	0	250,000	2,750,000	2,750,000	0	0	0	5,750,000	
Funding Total:		0	0	0	0	0	250,000	2,750,000	2,750,000	0	0	0	5,750,000	

Project Description: Roadway improvements to include turn laned, drainage, bicycle lanes, and sidewalks.

Project Classifications:

Location St Petersburg
Originating Department DEI Public Works
Penny Program Transportation and Traffic Flow

Pinellas County Capital Improvement Program Project Budget Detail Report

August 24, 2015

Page 374 of 387

Parameters: Budget Type Code: Planning Fund Type: All

	Current Year Estimate 2015	2016	2017	2018	2019	2020	2021	2022	2023	2024	2025	Total
--	-------------------------------------	------	------	------	------	------	------	------	------	------	------	-------

Function: Transportation

Activity: Road & Street Facilities

Project: 002105A Starkey Road from Bryan Dairy Road to Ulmerton Road

Fund: 3001	Capital Projects	Center: 414100	CIP-Transportation	Program: 3020	Arterial Roads Projects									
010.5	Asq-Unfunded	0	0	0	0	0	250,000	300,000	300,000	0	0	0	850,000	
030.5	Constr-Unfunded	0	0	0	0	0	0	3,000,000	3,000,000	0	0	0	6,000,000	
Project Total for : Fund: 3001		Capital Projects	Center: 414100	CIP-Transportation	Program: 3020	Arterial Roads Projects								
		0	0	0	0	0	250,000	3,300,000	3,300,000	0	0	0	6,850,000	
Total for Project: 002105A		Starkey Road from Bryan Dairy Road to Ulmerton Road												
		0	0	0	0	0	250,000	3,300,000	3,300,000	0	0	0	6,850,000	
Funding Source:														
	Unfunded	0	0	0	0	0	250,000	3,300,000	3,300,000	0	0	0	6,850,000	
Funding Total:		0	0	0	0	0	250,000	3,300,000	3,300,000	0	0	0	6,850,000	

Project Description: Roadway improvements to include turn lanes, drainage, bicycle lanes, and sidewalks.

Project Classifications:

Location	Largo, Belleair, Belleair Bluffs
Originating Department	DEI Public Works
Penny Program	Transportation and Traffic Flow

Pinellas County Capital Improvement Program
Project Budget Detail Report

August 24, 2015

Page 375 of 387

Parameters: Budget Type Code: Planning Fund Type: All

		Current Year Estimate	2015	2016	2017	2018	2019	2020	2021	2022	2023	2024	2025	Total
Function: Transportation														
Activity: Road & Street Facilities														
Project: 002106A Haines Road - 60th Avenue to US 19 roadway and drainage improvements														
Fund: 3001	Capital Projects	Center: 414100	CIP-Transportation	Program: 3022	Local Streets/Collector Projects									
020.1	Design-Penny	0	100,000	240,000	100,000	0	0	0	0	0	0	0	0	440,000
030.1	Constr-Penny	0	0	2,400,000	1,000,000	0	0	0	0	0	0	0	0	3,400,000
Project Total for : Fund: 3001		Capital Projects	Center: 414100	CIP-Transportation	Program: 3022	Local Streets/Collector Projects								
		0	100,000	2,640,000	1,100,000	0	0	0	0	0	0	0	0	3,840,000
Total for Project: 002106A		Haines Road - 60th Avenue to US 19 roadway and drainage improvements												
		0	100,000	2,640,000	1,100,000	0	0	0	0	0	0	0	0	3,840,000
Funding Source:														
Penny for Pinellas		0	100,000	2,640,000	1,100,000	0	0	0	0	0	0	0	0	3,840,000
Funding Total:		0	100,000	2,640,000	1,100,000	0	0	0	0	0	0	0	0	3,840,000

Project Description: Reconstruction of Haines Road from 60th Avenue to US 19 for roadway and drainage improvements.

Project Classifications:

CIE Elements	Transportation/Transportation Systems
Location	Pinellas Park
Originating Department	DEI Public Works
Penny Program	Transportation and Traffic Flow

Pinellas County Capital Improvement Program
Project Budget Detail Report

August 24, 2015
Page 376 of 387

Parameters: Budget Type Code: Planning Fund Type: All

		Current Year Estimate	2015	2016	2017	2018	2019	2020	2021	2022	2023	2024	2025	Total
Function: Transportation														
Activity: Road & Street Facilities														
Project: 002107A		102nd Avenue N from Seminole Blvd to 113th Street												
Fund: 3001	Capital Projects	Center: 414100	CIP-Transportation	Program: 3022	Local Streets/Collector Projects									
020.5	Design-Unfunded	0	0	0	0	0	0	0	0	200,000	110,000	110,000	0	420,000
030.5	Constr-Unfunded	0	0	0	0	0	0	0	0	0	1,100,000	1,100,000	0	2,200,000
Project Total for : Fund: 3001		Capital Projects	Center: 414100	CIP-Transportation	Program: 3022	Local Streets/Collector Projects								
		0	0	0	0	0	0	0	0	200,000	1,210,000	1,210,000	0	2,620,000
Total for Project: 002107A		102nd Avenue N from Seminole Blvd to 113th Street												
		0	0	0	0	0	0	0	0	200,000	1,210,000	1,210,000	0	2,620,000
Funding Source:														
Unfunded		0	0	0	0	0	0	0	0	200,000	1,210,000	1,210,000	0	2,620,000
Funding Total:		0	0	0	0	0	0	0	0	200,000	1,210,000	1,210,000	0	2,620,000

Project Description: Roadway improvements to include pavement reconstruction, turn lanes, drainage, bicycle lanes and sidewalks.

Project Classifications:

Location Seminole
Originating Department DEI Public Works
Penny Program Transportation and Traffic Flow

Pinellas County Capital Improvement Program
Project Budget Detail Report

August 24, 2015

Page 377 of 387

Parameters: Budget Type Code: Planning Fund Type: All

		Current Year Estimate 2015	2016	2017	2018	2019	2020	2021	2022	2023	2024	2025	Total
Function: Transportation													
Activity: Road & Street Facilities													
Project: 002109A Whitney Road and Wolford Road intersection and roadway improvements													
Fund: 3001	Capital Projects	Center: 414100	CIP-Transportation	Program: 3022	Local Streets/Collector Projects								
020.1	Design-Penny	100,000	230,000	170,000	60,000	0	0	0	0	0	0	0	560,000
030.1	Constr-Penny	0	0	1,700,000	600,000	0	0	0	0	0	0	0	2,300,000
Project Total for : Fund: 3001		<i>Capital Projects</i>	<i>Center: 414100</i>	<i>CIP-Transportation</i>	<i>Program: 3022</i>	<i>Local Streets/Collector Projects</i>							
		100,000	230,000	1,870,000	660,000	0	0	0	0	0	0	0	2,860,000
Total for Project: 002109A		Whitney Road and Wolford Road intersection and roadway improvements											
		100,000	230,000	1,870,000	660,000	0	0	0	0	0	0	0	2,860,000
Funding Source:													
Penny for Pinellas		100,000	230,000	1,870,000	660,000	0	0	0	0	0	0	0	2,860,000
Funding Total:		100,000	230,000	1,870,000	660,000	0	0	0	0	0	0	0	2,860,000

Project Description: Intersection and roadway improvements including major drainage work to address road subsidence and ditch erosion.

Project Classifications:
CIE Elements Transportation/Transportation Systems
Location Clearwater
Originating Department DEI Public Works
Penny Program Transportation and Traffic Flow

Pinellas County Capital Improvement Program
Project Budget Detail Report

August 24, 2015

Page 378 of 387

Parameters: Budget Type Code: Planning Fund Type: All

	Current Year Estimate 2015	2016	2017	2018	2019	2020	2021	2022	2023	2024	2025	Total
--	-------------------------------------	------	------	------	------	------	------	------	------	------	------	-------

Function: Transportation
Activity: Road & Street Facilities

Project: 002110A Forest Lakes Blvd Pavement Rehabilitation - Phase II

Fund: 3001	Capital Projects	Center: 414100	CIP-Transportation	Program: 3020	Arterial Roads Projects								
020.2	Design-Grant	0	0	220,000	20,000	0	0	0	0	0	0	0	240,000
020.5	Design	200,000	300,000	150,000	145,000	0	0	0	0	0	0	0	795,000
030.2	Constr-Grant	0	0	1,850,000	900,000	0	0	0	0	0	0	0	2,750,000
030.5	Constr-Penny	0	0	1,850,000	900,000	0	0	0	0	0	0	0	2,750,000
Project Total for : Fund: 3001 Capital Projects Center: 414100 CIP-Transportation Program: 3020 Arterial Roads Projects													
		200,000	300,000	4,070,000	1,965,000	0	0	0	0	0	0	0	6,535,000
Total for Project: 002110A Forest Lakes Blvd Pavement Rehabilitation - Phase II													
		200,000	300,000	4,070,000	1,965,000	0	0	0	0	0	0	0	6,535,000
Funding Source:													
	Penny for Pinellas	200,000	300,000	2,000,000	1,045,000	0	0	0	0	0	0	0	3,545,000
	Grant - Federal	0	0	2,070,000	920,000	0	0	0	0	0	0	0	2,990,000
Funding Total:		200,000	300,000	4,070,000	1,965,000	0	0	0	0	0	0	0	6,535,000

Project Description: Pavement reconstruction and widening of Forest Lakes Blvd from Pine Avenue to County Line, including underdrain and roadway construction.

Project Classifications:
CIE Elements Transportation/Transportation Systems
Location Safety Harbor, Oldsmar
Originating Department DEI Public Works
Penny Program Transportation and Traffic Flow

Pinellas County Capital Improvement Program
Project Budget Detail Report

August 24, 2015

Page 379 of 387

Parameters: Budget Type Code: Planning Fund Type: All

Current Year Estimate												
2015	2016	2017	2018	2019	2020	2021	2022	2023	2024	2025	Total	

Function: Transportation
Activity: Road & Street Facilities

Project: 002156A ATMS CR 1 from SR 60 to Alderman Road

Fund: 3001	Capital Projects	Center: 414100	CIP-Transportation	Program: 3033	Advanced Traffic Management System							
020.6	Design-LOGT	100,000	100,000	0	0	0	0	0	0	0	0	200,000
020.7	Design-Grant	100,000	100,000	0	0	0	0	0	0	0	0	200,000
030.6	Constr-LOGT	0	200,000	1,300,000	300,000	0	0	0	0	0	0	1,800,000
030.7	Constr-Grant	0	200,000	1,300,000	300,000	0	0	0	0	0	0	1,800,000
Project Total for : Fund: 3001 Capital Projects Center: 414100			CIP-Transportation	Program: 3033	Advanced Traffic Management System							
			200,000	600,000	2,600,000	600,000	0	0	0	0	0	4,000,000
Total for Project: 002156A ATMS CR 1 from SR 60 to Alderman Road			200,000	600,000	2,600,000	600,000	0	0	0	0	0	4,000,000
Funding Source:												
Local Option Gas Tax		100,000	300,000	1,300,000	300,000	0	0	0	0	0	0	2,000,000
Grant - State		100,000	300,000	1,300,000	300,000	0	0	0	0	0	0	2,000,000
Funding Total:		200,000	600,000	2,600,000	600,000	0	0	0	0	0	0	4,000,000

Project Description: Design and construct a new ATMS/ITS system on CR 1 from SR 60 to Alderman Road utilizing funds from 9th Cent Fuel Tax and County Incentive Grant Program (CIGP)

Project Classifications:
CIE Elements Transportation/Transportation Systems
Location Dunedin

Pinellas County Capital Improvement Program
Project Budget Detail Report

August 24, 2015

Page 380 of 387

Parameters: Budget Type Code: Planning Fund Type: All

Current Year Estimate												
2015	2016	2017	2018	2019	2020	2021	2022	2023	2024	2025	Total	

Function: Transportation
Activity: Road & Street Facilities

Project: 002158A Alt US 19 & Nebraska - Palm Harbor Intersection Improvement

Fund: 3001	Capital Projects	Center: 414100	CIP-Transportation	Program: 3021	Intersection Improvements Projects							
020.5	Design-Penny	25,000	15,000	0	0	0	0	0	0	0	0	40,000
020.7	Design-Grant	25,000	15,000	0	0	0	0	0	0	0	0	40,000
030.5	Constr-Penny	0	210,000	0	0	0	0	0	0	0	0	210,000
030.7	Constr-Grant	0	210,000	0	0	0	0	0	0	0	0	210,000
Project Total for : Fund: 3001 Capital Projects Center: 414100 CIP-Transportation Program: 3021 Intersection Improvements Projects												
		50,000	450,000	0	0	0	0	0	0	0	0	500,000
Total for Project: 002158A Alt US 19 & Nebraska - Palm Harbor Intersection Improvement												
		50,000	450,000	0	0	0	0	0	0	0	0	500,000
Funding Source:												
	Grant - State	25,000	225,000	0	0	0	0	0	0	0	0	250,000
	Penny for Pinellas	25,000	225,000	0	0	0	0	0	0	0	0	250,000
Funding Total:		50,000	450,000	0	0	0	0	0	0	0	0	500,000

Project Description: Install traffic signal, intersection improvements including connection to the Pinellas Trail and sidewalk connectivity to Florida Avenue

Project Classifications:
CIE Elements Transportation/Transportation Systems
Location Palm Harbor, East Lake
Penny Program Transportation and Traffic Flow

Pinellas County Capital Improvement Program
Project Budget Detail Report

August 24, 2015

Page 381 of 387

Parameters: Budget Type Code: Planning Fund Type: All

		Current Year Estimate 2015	2016	2017	2018	2019	2020	2021	2022	2023	2024	2025	Total
Function: Transportation													
Activity: Road & Street Facilities													
Project: 002232A Indian Rocks Road Phase 2 - from Wilcox Road to 8th Avenue Southwest - Sidewalk & Drainage Improvements													
Fund: 3001	Capital Projects	Center: 414100	CIP-Transportation	Program: 3026	Sidewalks Projects								
020.1	Design-Penny	50,000	65,000	65,000	0	0	0	0	0	0	0	0	180,000
030.1	Constr-Penny	0	650,000	650,000	0	0	0	0	0	0	0	0	1,300,000
Project Total for : Fund: 3001		<i>Capital Projects</i>	<i>Center: 414100</i>	<i>CIP-Transportation</i>	<i>Program: 3026</i>	<i>Sidewalks Projects</i>							
		50,000	715,000	715,000	0	0	0	0	0	0	0	0	1,480,000
Total for Project: 002232A		Indian Rocks Road Phase 2 - from Wilcox Road to 8th Avenue Southwest - Sidewalk & Drainage Improvements											
		50,000	715,000	715,000	0	0	0	0	0	0	0	0	1,480,000
Funding Source:													
Penny for Pinellas		50,000	715,000	715,000	0	0	0	0	0	0	0	0	1,480,000
Funding Total:		50,000	715,000	715,000	0	0	0	0	0	0	0	0	1,480,000

Project Description: Sidewalk & drainage improvements on the east side of the road from Wilcox Road to 8th Avenue SW.

Project Classifications:

CIP Phase	Design
Location	Largo, Belleair, Belleair Bluffs
Originating Department	DEI Public Works
Penny Program	Transportation and Traffic Flow

Pinellas County Capital Improvement Program
Project Budget Detail Report

August 24, 2015

Page 382 of 387

Parameters: Budget Type Code: Planning Fund Type: All

Current Year Estimate												
2015	2016	2017	2018	2019	2020	2021	2022	2023	2024	2025	Total	

Function: Transportation
Activity: Road & Street Facilities

Project: 002597A ATMS Alt US 19 North - SR60 to Pasco County Line

Fund: 3001	Capital Projects	Center: 414100	CIP-Transportation	Program: 3033	Advanced Traffic Management System							
020.3	Design-LOGT	0	50,000	0	0	0	0	0	0	0	0	50,000
020.4	Design-Grant	0	50,000	0	0	0	0	0	0	0	0	50,000
030.3	Constr-LOGT	0	0	500,000	0	0	0	0	0	0	0	500,000
030.4	Constr-Grant	0	0	500,000	0	0	0	0	0	0	0	500,000
Project Total for : Fund: 3001 Capital Projects Center: 414100 CIP-Transportation Program: 3033 Advanced Traffic Management System												
		0	100,000	1,000,000	0	0	0	0	0	0	0	1,100,000
Total for Project: 002597A ATMS Alt US 19 North - SR60 to Pasco County Line												
		0	100,000	1,000,000	0	0	0	0	0	0	0	1,100,000
Funding Source:												
	Local Option Gas Tax	0	50,000	500,000	0	0	0	0	0	0	0	550,000
	Grant - State	0	50,000	500,000	0	0	0	0	0	0	0	550,000
Funding Total:												
		0	100,000	1,000,000	0	0	0	0	0	0	0	1,100,000

Project Description: Construction funding to install ATMS/ITS Improvements on Alt US19 North

Project Classifications:
Location Countywide

Pinellas County Capital Improvement Program
Project Budget Detail Report

August 24, 2015

Page 383 of 387

Parameters: Budget Type Code: Planning Fund Type: All

		Current Year Estimate 2015	2016	2017	2018	2019	2020	2021	2022	2023	2024	2025	Total
Function: Transportation													
Activity: Road & Street Facilities													
Project: 002598A ATMS Alt US 19 South - SR60 to 34th St													
Fund: 3001	Capital Projects	Center: 414100	CIP-Transportation	Program: 3033	Advanced Traffic Management System								
020.3	Design-LOGT	0	50,000	50,000	0	0	0	0	0	0	0	0	100,000
020.4	Design-Grant	0	50,000	50,000	0	0	0	0	0	0	0	0	100,000
030.3	Constr-LOGT	0	0	0	400,000	600,000	0	0	0	0	0	0	1,000,000
030.4	Constr-Grant	0	0	0	400,000	600,000	0	0	0	0	0	0	1,000,000
Project Total for : Fund: 3001		Capital Projects	Center: 414100	CIP-Transportation	Program: 3033	Advanced Traffic Management System							
		0	100,000	100,000	800,000	1,200,000	0	0	0	0	0	0	2,200,000
Total for Project: 002598A		ATMS Alt US 19 South - SR60 to 34th St											
		0	100,000	100,000	800,000	1,200,000	0	0	0	0	0	0	2,200,000
Funding Source:													
Local Option Gas Tax		0	50,000	50,000	400,000	600,000	0	0	0	0	0	0	1,100,000
Grant - State		0	50,000	50,000	400,000	600,000	0	0	0	0	0	0	1,100,000
Funding Total:		0	100,000	100,000	800,000	1,200,000	0	0	0	0	0	0	2,200,000

Project Description: Design and construct ITS Improvements on Alt US19 South

Project Classifications:

Location Countywide

Pinellas County Capital Improvement Program
Project Budget Detail Report

August 24, 2015
Page 384 of 387

Parameters: Budget Type Code: Planning Fund Type: All

Current Year Estimate												
2015	2016	2017	2018	2019	2020	2021	2022	2023	2024	2025	Total	

Function: Transportation
Activity: Road & Street Facilities

Project: 002599A ATMS St Pete Downtown

Fund: 3001	Capital Projects	Center: 414100	CIP-Transportation	Program: 3033	Advanced Traffic Management System								
020.3	Design-LOGT	0	0	50,000	50,000	0	0	0	0	0	0	0	100,000
020.4	Design-Grant	0	0	50,000	50,000	0	0	0	0	0	0	0	100,000
030.3	Constr-LOGT	0	0	0	50,000	375,000	1,125,000	350,000	0	0	0	0	1,900,000
030.4	Constr-Grant	0	0	0	50,000	375,000	1,125,000	350,000	0	0	0	0	1,900,000
Project Total for : Fund: 3001		Capital Projects	Center: 414100	CIP-Transportation	Program: 3033	Advanced Traffic Management System							
		0	0	100,000	200,000	750,000	2,250,000	700,000	0	0	0	0	4,000,000
Total for Project: 002599A		ATMS St Pete Downtown											
		0	0	100,000	200,000	750,000	2,250,000	700,000	0	0	0	0	4,000,000
Funding Source:													
Local Option Gas Tax		0	0	50,000	100,000	375,000	1,125,000	350,000	0	0	0	0	2,000,000
Grant - State		0	0	50,000	100,000	375,000	1,125,000	350,000	0	0	0	0	2,000,000
Funding Total:		0	0	100,000	200,000	750,000	2,250,000	700,000	0	0	0	0	4,000,000

Project Description: Design and construct ITS Improvements in Downtown St Pete

Project Classifications:

Location St Petersburg

Pinellas County Capital Improvement Program
Project Budget Detail Report

August 24, 2015

Page 385 of 387

Parameters: Budget Type Code: Planning Fund Type: All

	Current Year Estimate 2015	2016	2017	2018	2019	2020	2021	2022	2023	2024	2025	Total
--	-------------------------------------	------	------	------	------	------	------	------	------	------	------	-------

Function: Transportation
Activity: Road & Street Facilities

Project: 002600A ATMS 49th St - SR60 to 46th Ave N

Fund: 3001	Capital Projects	Center: 414100	CIP-Transportation	Program: 3033	Advanced Traffic Management System							
020.3	Design-LOGT	0	0	0	50,000	50,000	0	0	0	0	0	100,000
020.4	Design-Grant	0	0	0	50,000	50,000	0	0	0	0	0	100,000
030.3	Constr-LOGT	0	0	0	0	0	750,000	831,800	0	0	0	1,581,800
030.4	Constr-Grant	0	0	0	0	0	750,000	831,800	0	0	0	1,581,800
Project Total for : Fund: 3001 Capital Projects		Center: 414100	CIP-Transportation	Program: 3033	Advanced Traffic Management System							
		0	0	0	100,000	100,000	1,500,000	1,663,600	0	0	0	3,363,600
Total for Project: 002600A ATMS 49th St - SR60 to 46th Ave N		0	0	0	100,000	100,000	1,500,000	1,663,600	0	0	0	3,363,600
Funding Source:												
	Local Option Gas Tax	0	0	0	50,000	50,000	750,000	831,800	0	0	0	1,681,800
	Grant - State	0	0	0	50,000	50,000	750,000	831,800	0	0	0	1,681,800
Funding Total:		0	0	0	100,000	100,000	1,500,000	1,663,600	0	0	0	3,363,600

Project Description: Construction funding to install ATMS/ITS Improvements on 49th St

Project Classifications:
Location Countywide

Pinellas County Capital Improvement Program
Project Budget Detail Report

August 24, 2015

Page 386 of 387

Parameters: Budget Type Code: Planning Fund Type: All

	Current Year Estimate 2015	2016	2017	2018	2019	2020	2021	2022	2023	2024	2025	Total
--	-------------------------------------	------	------	------	------	------	------	------	------	------	------	-------

Function: Transportation
Activity: Road & Street Facilities

Project: 002601A ATMS Phase 3 Expansion

Fund: 3001	Capital Projects	Center: 414100	CIP-Transportation	Program: 3033	Advanced Traffic Management System								
020.3	Design-LOGT	0	0	50,000	150,000	0	0	0	0	0	0	0	200,000
020.4	Design-Grant	0	0	50,000	150,000	0	0	0	0	0	0	0	200,000
Project Total for : Fund: 3001		Capital Projects	Center: 414100	CIP-Transportation	Program: 3033	Advanced Traffic Management System							
		0	0	100,000	300,000	0	0	0	0	0	0	0	400,000
Total for Project: 002601A		ATMS Phase 3 Expansion											
		0	0	100,000	300,000	0	0	0	0	0	0	0	400,000
Funding Source:													
	Local Option Gas Tax	0	0	50,000	150,000	0	0	0	0	0	0	0	200,000
	Grant - State	0	0	50,000	150,000	0	0	0	0	0	0	0	200,000
Funding Total:		0	0	100,000	300,000	0	0	0	0	0	0	0	400,000

Project Description: Construction funding to install ATMS/ITS Improvements

Project Classifications:
Location Countywide

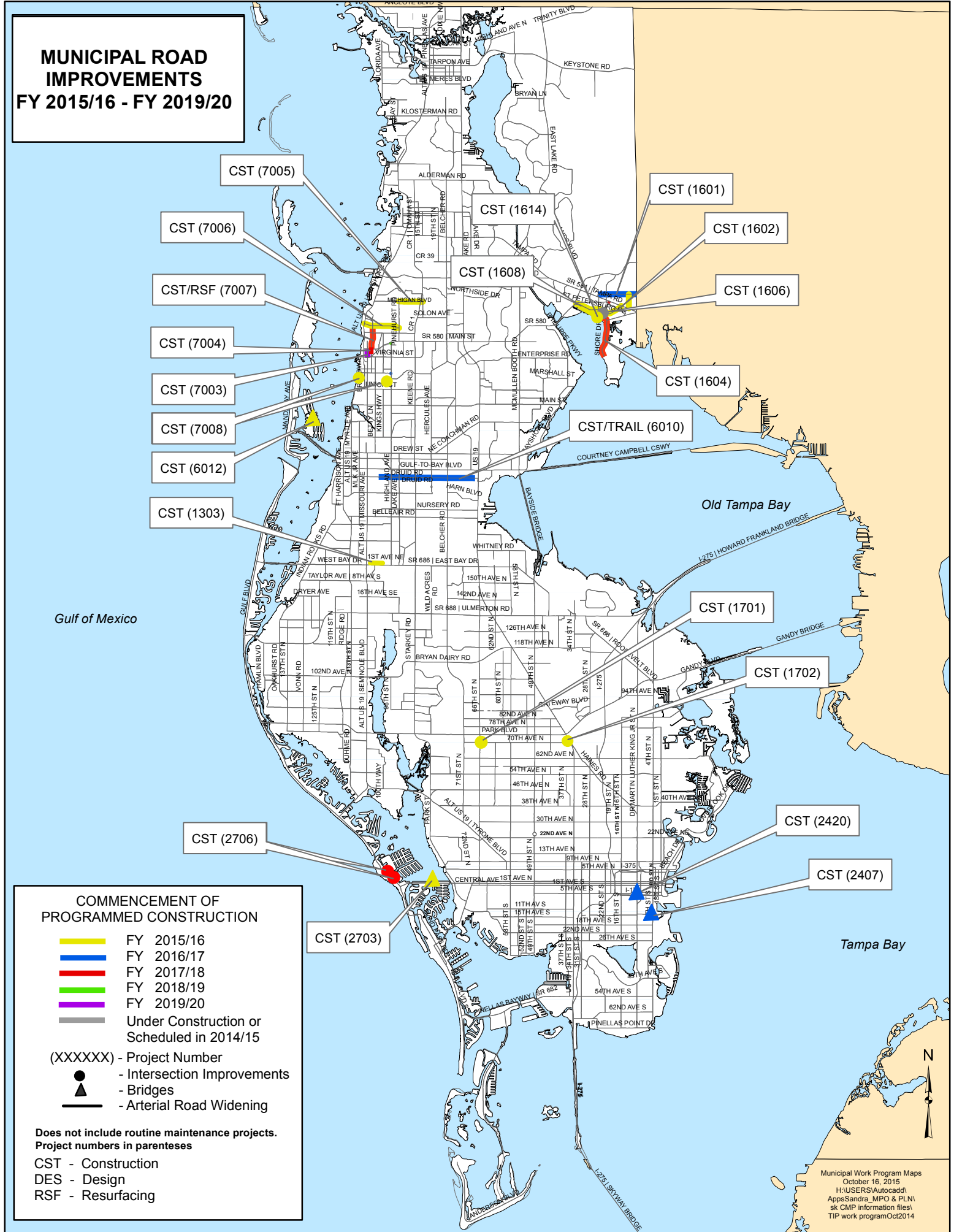
Pinellas County Capital Improvement Program
Project Budget Detail Report

Parameters: Budget Type Code: Planning Fund Type: All

	Current Year Estimate 2015	2016	2017	2018	2019	2020	2021	2022	2023	2024	2025	Total
Report Total:	192,325,580	508,652,160	296,114,000	214,507,500	181,979,020	132,898,400	94,697,100	102,345,000	94,166,500	78,775,500	65,144,500	1,961,605,260

Section 9: Municipal Work Programs

MUNICIPAL ROAD IMPROVEMENTS FY 2015/16 - FY 2019/20



MUNCIPAL WORK PROGRAMS
FY 2015/16 – 2019/20

BELLEAIR

FUNDS SHOWN ARE IN THOUSANDS

WORK ITEM #	PROJECT DESCRIPTION	TYPE WORK	15/16		16/17		17/18		18/19		19/20	
2000	Curb/Sidewalk		CST	35 LF	CST	35 LF						
2001	Roadway Projects		CST	2,500 LF								

CST = Construction; LF = Local Funds

MUNCIPAL WORK PROGRAMS
FY 2015/16 – 2019/20

BELLEAIR BEACH

FUNDS SHOWN IN THOUSANDS

WORK ITEM #	PROJECT DESCRIPTION	TYPE WORK	15/16		16/17		17/18		18/19		19/20	
3000	Resurface/curb work roadways to Aleta Dr., Donato Dr., Louisa Dr., and 22 nd St.	Resurfacing	CST	40	CST	80	CST	98	CST	120	CST	60
3001	Emergency repairs to bridges/bulkheads at Harrison Ave. and 22 nd St. Bridge	Repairs	CST	15	CST	130	CST	35	CST	5	CST	5
3002	Undergrounding of utilities, installation of signalization plan (Mast Arms) at intersection of Gulf Blvd. And Causeway Blvd. \$206, 720.00 from Gulf Blvd. Beautification Project, Pinellas County, \$68, 280.00 from TIF	Gulf Blvd. Beautification Project	CST	275								

CST = Construction; TIF = Transportation Impact Fee

**MUNCIPAL WORK PROGRAMS
FY 2015/16 – 2019/20**

BELLEAIR BLUFFS

FUNDS SHOWN ARE IN THOUSANDS

WORK ITEM #	PROJECT DESCRIPTION	TYPE WORK	15/16		16/17		17/18		18/19		19/20	
4000	Infrastructure/Paving/ Curbs	Reconstruction	CST	90	CST	90						

CST = Construction

MUNCIPAL WORK PROGRAMS
FY 2015/16 – 2019/20

BELLEAIR SHORE

FUNDS SHOWN ARE IN THOUSANDS

WORK ITEM #	PROJECT DESCRIPTION	TYPE WORK	15/16		16/17		17/18		18/19		19/20	
	No transportation improvement projects are scheduled within the five-year time frame of the TIP.											
	NOTE: Belleair Shore has no roads or other transportation facilities within its municipal boundaries											

MUNCIPAL WORK PROGRAMS
FY 2015/16 – 2019/20

CLEARWATER

FUNDS SHOWN ARE IN THOUSANDS

WORK ITEM #	PROJECT DESCRIPTION	TYPE WORK	15/16		16/17		17/18		18/19		19/20	
6000	Citywide Streets Resurfacing & Maintenance	Resurfacing	CST	3,553	CST	5,564	CST	3770		4114	CST	4132
6001	Citywide Intersection Improvements (Minor)	Safety	CST	50	CST	50	CST	50		50	CST	30
6002	Citywide New Traffic Signals	Traffic Operation	CST	40	CST	40	CST	40		40	CST	40
6003	Citywide Traffic Signals	Renovation	CST	45	CST	45	CST	45		100	CST	100
6004	Citywide Sidewalks	New Construction	CST	472	CST	472	CST	472		472	CST	473
6005	Paving Unpaved Streets	Paving	CST	1,794	CST	1794	CST	1794		1794	CST	1794
6006	Traffic Calming	Traffic Calming	CST	595	CST	595	CST	570		320	CST	320
6007	Intersection Improvements (Major)	Intersection Improvements	CST	200 TIF 100 GT	CST	200 TIF 55 GT 45 RM	CST	200 TIF 55 GT 45 RM		200 TIF 60 GT 55 RM	TIF RM	100 45
6008	Parking Lot Resurfacing	Resurfacing	CST	50	CST	50	CST	50		50	CST	50

CLEARWATER**FUNDS SHOWN ARE IN THOUSANDS**

WORK ITEM #	PROJECT DESCRIPTION	TYPE WORK	15/16		16/17		17/18		18/19		19/20	
6009	Parking Garage Maintenance & Repair	Parking	CS T	75	CST	75	CST	75		83		
6010	Druid Trail	Trail			CST	2,011 TAP						
6011	Parking Lot Improvement	Parking	CST	100	CST	100	CST	100		150	CST	150
6012	Replacement of four bridges on Island Estates	Bridge Replacement	CST	2,000								
6013	Greenleaf Otten Traffic Calming	Traffic Calming	CST	2500								

CST = Construction; TIF = Transportation Impact Fee; GT = Gas Tax; RM = Road Millage, TAP = Transportation Alternatives Program

MUNCIPAL WORK PROGRAMS
FY 2015/16 – 2019/20

DUNEDIN

FUNDS SHOWN ARE IN THOUSANDS

WORK ITEM #	PROJECT DESCRIPTION	TYPE WORK	15/16		16/17		17/18		18/19		19/20	
7000	Street Resurfacing	Maintenance	CST	420 GT	CST	395 GT	CST	395 GT	CST	310 GT	CST	310 GT
7001	Huntley/ Monroe/ Washington Streetscape	Reconstruction	CST	450 CRA								
7002	Lake Haven Median Modification	Construction	CST	32 GT								
7003	Highland Streetscape – Main St to Skinner Blvd	Streetscape									CST	400 CRA
7004	Milwaukee – Skinner Blvd to Bay St	Road Widening to Two Full Lanes					CST	300 OCOST				
7005	Michigan Blvd - Pinehurst to CR1	Reconstruction	CST	470 OCOST 150 GT								
7006	San Salvador - Alt 19 to Pinehurst Rd	Reconstruction	CST	840 OCOST	CST	240 OCOST						
7007	MLK - Skinner Blvd to San Christopher Dr	Reconstruction					CST	475 OCOST				
7008	Beltrees St at Patricia Ave	Reconstruction	CST	960 OCOST	CST	648 OCOST						

CST=Construction; OCOST = One Cent Optional Sales Tax; GT = Gas Tax; TIF = Transportation Impact Fee; LF = Local Funds;
CRA = Community Redevelopment Agency

MUNCIPAL WORK PROGRAMS
FY 2015/16 – 2019/20

GULFPORT

FUNDS SHOWN ARE IN THOUSANDS

WORK ITEM #	PROJECT DESCRIPTION	TYPE WORK	15/16		16/17		17/18		18/19		19/20	
8000	Curb/Sidewalk		CST	35 LF	CST	35 LF	CST	50 LF				
8001	Roadway Projects		CST	2,500 LF				3,335 LF				

CST = Construction; LF = Local Funds

MUNCIPAL WORK PROGRAMS
FY 2015/16 – 2019/20

INDIAN ROCKS BEACH

FUNDS SHOWN ARE IN THOUSANDS

WORK ITEM #	PROJECT DESCRIPTION	TYPE WORK	15/16		16/17		17/18		18/19		19/20	
9000	Street Resurfacing	Milling/ Resurfacing	CST	200 LF								

CST = Construction; LF = Local Funds (includes Local Option Sales Tax, Local Option gas Tax, and/or Grant funding)

MUNCIPAL WORK PROGRAMS
FY 2015/16 – 2019/20

INDIAN SHORES

FUNDS SHOWN ARE IN THOUSANDS

WORK ITEM #	PROJECT DESCRIPTION	TYPE WORK	15/16		16/17		17/18		18/19		19/20	
	No transportation improvement projects are scheduled within the five-year time frame of the TIP.											

MUNCIPAL WORK PROGRAMS
FY 2015/16 – 2019/20

KENNETH CITY					FUNDS SHOWN ARE IN THOUSANDS							
WORK ITEM #	PROJECT DESCRIPTION	TYPE WORK	15/16		16/17		17/18		18/19		19/20	
1201	Addition median enhancements on 54 th Ave N from 66 th St to 53 rd St		CST	200 LF								
1202	Streetlights on 54 th Ave N from 62 nd St to 58 th St		CST	65 LF								
1203	Sidewalk widening and median landscaping on 54 th Ave N between 61 st Way and 55 th St		CST	125 LF								

LF = Local Funds (Kenneth City beautification fund)

MUNCIPAL WORK PROGRAMS
FY 2015/16 – 2019/20

LARGO

FUNDS SHOWN ARE IN THOUSANDS

WORK ITEM #	PROJECT DESCRIPTION	TYPE WORK	15/16		16/17		17/18		18/19		19/20	
1300	Neighborhood Roadway & Infrastructure Improvements	Construction/ Reconstruction	DGN/CST	464 936.5 481.5 LOST 105 TIF	DGN/CST	889 CGT 599 LOST 250 CRA- WBD 182 TIF	DGN/CST	306 CGT 901 LOST 20 TIF	DGN/CST	850 CGT 564 LOST 92 TIF	DGN/CST	576 CGT 110 LOST 76 TIF
1301	Community Streets Roadway & Infrastructure Improvements	Construction/ Reconstruction	DGN/CST	1,217.3 CGT 897 TIF 1,059.5 LOST 73 CRA- WBD	DGN/CST	501.5 CGT 77 TIF 354 LOST 387 CRA- WBD	CST	274 CGT 779 TIF 475 LOST	DGN/CST	219 CGT 562 TIF 797 LOST	CST	384 CGT 767 TIF 498 LOST
1302	Downtown Multimodal & Gateway Improvements	Construction	DGN/CST	600 CRA- WBD	PE&E	18 CGT 41	DGN	55 CGT 55	DGN/CST	375 CGT 375		

LARGO**FUNDS SHOWN ARE IN THOUSANDS**

WORK ITEM #	PROJECT DESCRIPTION	TYPE WORK	15/16		16/17		17/18		18/19		19/20	
						CRA- WBD		CRA- WBD		CRA- WBD		
1303	1 st Ave NE Local Roadway & Infrastructure Improvements	Reconstruction	DGN/CST	155 CGT 60 TIF 262 CRA- WBD								

CST = Construction; DGN = Design; LOST = Local Option Sales Tax; CGT = Community Gas Tax; TIF = Transportation Impact Fee; Gen. = General Fund;
 PE&E = Preliminary Engineering & Evaluation; DTIF = Downtown Tax Increment Fund; CRA-WBD = Community Redevelopment Agency–West Bay Drive Fund;
 Storm = Stormwater Fund

MUNICIPAL WORK PROGRAMS
FY 2015/16 – 2019/20

MADEIRA BEACH

FUNDS SHOWN ARE IN THOUSANDS

WORK ITEM #	PROJECT DESCRIPTION	TYPE WORK	15/16		16/17		17/18		18/19		19/20	
1440	Citywide Maintenance and Resurfacing of Local Streets	Maintenance	CST	100 LF	CST	100 LF						

CST = Construction; LF = Local Funds

MUNCIPAL WORK PROGRAMS
FY 2015/16 – 2019/20

NORTH REDINGTON BEACH

FUNDS SHOWN ARE IN THOUSANDS

WORK ITEM #	PROJECT DESCRIPTION	TYPE WORK	15/16		16/17		17/18		18/19		19/20	
1500	Gulf Blvd: Underground Utilities		CST	250 LF								
1501	Streetscaping		CST	100 LF								

CST = Construction; LF = Local Funds

MUNCIPAL WORK PROGRAMS
FY 2015/16 – 2019/20

OLDSMAR

FUNDS SHOWN ARE IN THOUSANDS

WORK ITEM #	PROJECT DESCRIPTION	TYPE WORK	15/16		16/17		17/18		18/19		19/20	
1600	Citywide Street Resurfacing	Resurfacing/ Maintenance			CST	454 LF			CST	557 LF		
1601	Douglas Rd	Improvement /Trail			CST	3000 LF			CST	160 LF	CST	785 LF
1602	Burbank Rd.	Extension	CST	320 LF			CST	1100 LF				
1603	CRA Sidewalks	Improvement			CST	25 LF	CST	25 LF	CST	25 LF	CST	25 LF
1604	Shore Drive East	Improvement					CST	56 LF	CST	280 LF		
1605	Harbor Palms	Improvement	CST	80 LF	CST	250 LF	CST	250 LF	CST	250 LF		
1606	Brooker Creek Blvd	Pedestrian Crossing	CST	20 LF								
1607	CRA	Parking Garage			CST	1600 LF	CST	500 LF				
1608	St. Petersburg Drive*	Streetscaping					CST	80 LF	CST	600 LF	CST	80 LF
1609	MSC Parking Lot	Resurfacing	CST	67 LF								
1610	CRA Intersection.	Traffic Calming					CST	125 LF				
1611	CRA Streets	Resurfacing			CST	69 LF			CST	73 LF		
1612	Bayview Blvd NB at Tampa Rd	Right Turn Lane			CST	38 LF	CST	200 LF				
1613	Arlington Ave at Buckingham	Extension									CST	50 LF

OLDSMAR**FUNDS SHOWN ARE IN THOUSANDS**

WORK ITEM #	PROJECT DESCRIPTION	TYPE WORK	15/16		16/17		17/18		18/19		19/20	
1614	Chestnut at Buckingham	Improvements	CST	85 LF								
1615	City Hall W. Parking Lot	Renovation			CST	80 LF						
1616	City Wide	Sidewalk and Curb Replacement	CST	50 LF			CST	55 LF			CST	59 LF
1617	Forest Lakes Blvd RR Crossing	Safety Enhancements	CST	175 LF								
1618												

*Parking, sidewalks and intersections CST = Construction; LF = Local Funds

MUNCIPAL WORK PROGRAMS
FY 2015/16 – 2019/20

PINELLAS PARK

FUNDS SHOWN ARE IN THOUSANDS

WORK ITEM #	PROJECT DESCRIPTION	TYPE WORK	15/16		16/17		17/18		18/19		19/20	
1700	Citywide Street Resurfacing Program	Maintenance	CST	650 IST	CST	650 IST	CST	650 IST	CST	650 IST	CST	650 IST
1701	Left Turn Lane on 70 th Ave at 66 th St	Construction	CST	240 FDOT Grant (proposed) 26 TIF								
1702	Widen 70 th Ave at US 19	Construction	CST	330 FDOT Grant 40 TIF								
1703	Thermoplastic Road Striping and Reflective Permanent Markers Program	Construction	CST	40 TIF	CST	40 TIF	CST	40 TIF	CST	40 TIF	CST	40 TIF
1704	Street Lights in Newly Annexed Neighborhoods	Construction	CST	18 IST								
1705	Mill and Resurface Roads in Gateway Center	Construction			CST	350 IST						
1706	Sidewalk and Accessibility Ramp Program	Construction	CST	100 IST	CST	100 IST	CST	100 IST	CST	100 IST	CST	100 IST

PINELLAS PARK
FUNDS SHOWN ARE IN THOUSANDS

WORK ITEM #	PROJECT DESCRIPTION	TYPE WORK	15/16		16/17		17/18		18/19		19/20	
1707	90 th Ave. Sidewalks and Related Drainage Improvements (FY 15/16: 66th St. to 70 th St., FY16/17: 70 th St. to Belcher)	Construction	CST	100 IST 100 Utility Fee	CST	160 IST 160 Utility Fee						
1708	Sidewalk Repair Program	Construction	CST	15 IST	CST	15 IST	CST	15 IST	CST	15 IST	CST	15 IST
1709	34 th St. Corridor: 70 th Ave. to Gandy Blvd.	Design									DGN	293 IST
1710	78 th Ave Corridor: US 19 to Gandy	Design									DGN	353 IST
1711	New concrete railroad crossings at 5 locations	Construction									CST	17 IST

CST = Construction; CRA = Tax Increment Finance Funds; IST = Infrastructure Sales Tax; TIF=Transportation Impact Fee; DGN = Design

MUNCIPAL WORK PROGRAMS
FY 2015/16 – 2019/20

REDINGTON BEACH			FUNDS SHOWN ARE IN THOUSANDS									
WORK ITEM #	PROJECT DESCRIPTION	TYPE WORK	15/16		16/17		17/18		18/19		19/20	
	No transportation improvement projects are scheduled within the five-year time frame of the TIP.											

MUNCIPAL WORK PROGRAMS
FY 2015/16 – 2019/20

REDINGTON SHORES			FUNDS SHOWN ARE IN THOUSANDS									
WORK ITEM #	PROJECT DESCRIPTION	TYPE WORK	15/16		16/17		17/18		18/19		19/20	
	No transportation improvement projects are scheduled within the five-year time frame of the TIP.											

MUNCIPAL WORK PROGRAMS
FY 2015/16 – 2019/20

SAFETY HARBOR

FUNDS SHOWN ARE IN THOUSANDS

WORK ITEM #	PROJECT DESCRIPTION	TYPE WORK	15/16		16/17		17/18		18/19		19/20	
2100	Sidewalks (Citywide)	Construct	CST	70 GT	CST	55 GT	CST	55 GT	CST	55 GT	CST	55 GT
2101	Resurfacing/ Repair Work	Repair	CST	535 GT,P	CST	20 GT,P	CST	320 GT,P	CST	20 GT,P	CST	520 GT,P
2102	Brick Street Restoration	Construct	PE, CST	20 GT, P, W&SR	PE, CST	20 GT, P, W&SR	PE,C ST	70 GT, P, W&SR	PE,C ST	270 GT, P, W&SR	PE, CST	20 GT, P, W&SR
2103	Citywide Traffic Analysis/ Implementation	Study	CST	3 GT, O	CST	3 GT, O	CST	3 GT, O	CST	3 GT, O	CST	3 GT, O
2104	Bridge Maintenance and Repair	Mainten.	CST	25 GT, O	CST	25 GT, O	CST	25 GT, O	CST	25 GT, O	CST	25 GT, O

CST = Construction; GT = Gas Tax; O= Other (Impact fee, Community Development grants, etc.); P = Penny for Pinellas; W&SR = Water & Sewer Revenues

MUNCIPAL WORK PROGRAMS
FY 2015/16 – 2019/20

SEMINOLE

FUNDS SHOWN ARE IN THOUSANDS

WORK ITEM #	PROJECT DESCRIPTION	TYPE WORK	15/16		16/17		17/18		18/19		19/20	
2200	Roadway Resurfacing	Maintenance	CST	150 LF	CST	150 LF	CST	150 LF	CST	150 LF	CST	150 LF
2201	Traffic Signal Replacement	Installation	CST	2 LF	CST	2 LF	CST	2 LF	CST	2 LF	CST	2 LF
2202	Street Lights	Installation	CST	5 LF	CST	5 LF	CST	5 LF	CST	5 LF	CST	5 LF
2203	Sidewalk	Installation	CST	10 LF	CST	10 LF	CST	10 LF	CST	10 LF	CST	10 LF

CST = Construction; LF = Local Funds

MUNCIPAL WORK PROGRAMS
FY 2015/16 – 2019/20

SOUTH PASADENA

FUNDS SHOWN ARE IN THOUSANDS

WORK ITEM #	PROJECT DESCRIPTION	TYPE WORK	15/16		16/17		17/18		18/19		19/20	
	No transportation improvement projects are scheduled within the five-year time frame of the TIP.											

CST = Construction; LF = Local Funds

MUNCIPAL WORK PROGRAMS
FY 2015/16 – 2019/20

ST. PETERSBURG

FUNDS ARE SHOWN IN THOUSANDS

WORK ITEM #	PROJECT DESCRIPTION	TYPE WORK	15/16		16/17		17/18		18/19		19/20	
2400	Neighborhood Transportation Management Program	Traffic Calming	CST	100 NCIIF	CST	100 NCIIF	CST	100 NCIIF	CST	100 NCIIF	CST	33 NCIIF
2401	Street and Road Improvements	Maintenance	CST	4,500 NCIIF	CST	4,500 NCIIF	CST	4,500 NCIIF	CST	4,500 NCIIF	CST	1,485 NCIIF
2402	Road and Alley Reconstruction	Maintenance	CST	750 NCIIF	CST	300 NCIIF	CST	300 NCIIF	CST	300 NCIIF	CST	99 NCIIF
2403	Intersections Modifications	Traffic Safety	CST	50 NCIIF	CST	50 NCIIF	CST	50 NCIIF	CST	50 NCIIF	CST	17 NCIIF
2404	Curb Replacement/ Ramps	Maintenance	CST	500 NCIIF	CST	500 NCIIF	CST	500 NCIIF	CST	500 NCIIF	CST	165 NCIIF
2405	Sidewalk Reconstruction/ Expansion	Maintenance	CST	600 NCIIF	CST	600 NCIIF	CST	600 NCIIF	CST	600 NCIIF	CST	198 NCIIF
2406	Bridge Reconstruction/ Replacement	Maintenance	CST	250 NCIIF	CST	250 NCIIF	CST	1,970 NCIIF	CST	1,350 NCIIF	CST	479 NCIIF
2407	Booker Creek Bridge at 11 th Avenue South	Bridge Replacement			CST	572 GCIF	CST	930 GCIF				
2408	Special Assessments for Alley and Street Paving	Maintenance	CST	100 NCIIF	CST	100 NCIIF	CST	100 NCIIF	CST	100 NCIIF	CST	33 NCIIF
2409	Railway Crossing Improvements						CST	50 NCIIF	CST	305 NCIIF	CST	198 NCIIF

ST. PETERSBURG**FUNDS ARE SHOWN IN THOUSANDS**

WORK ITEM #	PROJECT DESCRIPTION	TYPE WORK	15/16		16/17		17/18		18/19		19/20	
2410	Bicycle Pedestrian Facilities	New Construction	CST	100 NCIIF	CST	50 NCIIF	CST	100 NCIIF	CST	100 NCIIF	CST	33 NCIIF
2411	Intown Streetscape Improvements	New Construction	CST	200 GCIF	CST	200 GCIF	CST	200 GCIF	CST	200 GCIF	CST	200 GCIF
2412	Sidewalks	New Construction	CST	200 TIF	CST	200 TIF	CST	200 TIF	CST	200 TIF	CST	200 TIF
2413	Downtown Intersection & Pedestrian Facilities	New Construction	CST	250 TIF	CST	250 TIF	CST	250 TIF	CST	250 TIF	CST	250 TIF
2414	Traffic Safety Program	New Construction	CST	250 TIF	CST	250 TIF	CST	250 TIF	CST	250 TIF	CST	250 TIF
2415	City Trails – Bicycle Trails	New Construction	CST	500 TIF	CST	500 TIF	CST	500 TIF				
2416	Comprehensive Streetscaping/ Greenscaping	New Construction	CST	250 NCIIF	CST	250 NCIIF	CST	250 NCIIF	CST	250 NCIIF	CST	83 NCIIF
2417	Sundial & SouthCore Garage Improvements	Maintenance	CST	582 DPCPF								
2419	New Meter Technology	New Construction	CST	200 DPCPF	CST	200 DPCPF						
2420	Bridge Replacement at 9 th Street South and 7 th Avenue South	Bridge Replacement			CST	818 GCIF			CST	3,352 GCIF		
2421	Lighted LED Street Signs	New Construction	CST	115 NCIF	CST	115 NCIF	CST	115 NCIF	CST	115 NCIF		
2422	Wayfaring Signage & Sign Replacement	New Construction	CST	150 NCIIF	CST	150 NCIIF	CST	150 NCIIF	CST	150 NCIIF	CST	50 NCIIF

ST. PETERSBURG**FUNDS ARE SHOWN IN THOUSANDS**

WORK ITEM #	PROJECT DESCRIPTION	TYPE WORK	15/16		16/17		17/18		18/19		19/20	
2423	Roadway Ride-ability Improvements	New Construction	CST	247 NCIF								
2424	Skyway Marina Pedestrian Lighting	New Construction	CST	600 NCIF								
2425	New Sidewalks – Neighborhood and ADA Ramps	New Construction	CST	70 NCIF	CST	70 NCIF	CST	70 NCIF	CST	70 NCIF	CST	23 NCIF
2426	New Sidewalks – Pinellas County Interlocal	New Construction	CST	1,700 NCIF								
2427	West Central Avenue Streetscape	New Construction			CST	4,300 NCIF						
2428	28 th Street Trail	New Construction	CST	50 TIF	CST	2,500 TIF						
2429	Complete Streets	New Construction	CST	450 TIF	CST	450 TIF	CST	450 TIF	CST	200 TIF	CST	100 TIF
2430	Traffic Signal Mast Arm Program	New Construction	CST	300 TIF								

CST = Construction; NCIF = Neighborhood and Citywide Infrastructure Capital Improvement Fund; TIF = Transportation Impact Fees Capital Projects Fund; GCIF = General Capital Improvement Fund; DPCPF = Downtown Parking Capital Projects Fund; MF = Multiple Fund Categories

MUNCIPAL WORK PROGRAMS
FY 2015/16 – 2019/20

ST. PETE BEACH

FUNDS ARE SHOWN IN THOUSANDS

WORK ITEM #	PROJECT DESCRIPTION	TYPE WORK	15/16		16/17		17/18		18/19		19/20	
2500	Citywide Continuing Maintenance and Resurfacing Program	Resurfacing	CST	518 LF	CST	600 LF	CST	600 LF	CST	600 LF		
2501	Curb and Sidewalk Repairs (citywide)	Repairs	CST	100 LF	CST	100 LF	CST	100 LF	CST	100 LF		
2502	Pass-A-Grille Way North	Complete Reconstruction			CST	7,867 MF	CST	3,000 MF				
2503	Pass-A-Grille Way South	Complete Reconstruction					CST	7,246 MF				
2504	Blind Pass Road (Gulf to 75 th Ave)	Complete Reconstruction			CST	2,682 MF	CST	1,000 MF				
2505	Gulf Winds Drive	Complete Reconstruction							CST	1,250 MF		

CST = Construction; LF = Local Funds

MUNICIPAL WORK PROGRAMS
FY 2015/16 – 2019/20

TARPON SPRINGS

FUNDS ARE SHOWN IN THOUSANDS

WORK ITEM #	PROJECT DESCRIPTION	TYPE WORK	15/16		16/17		17/18		18/19		19/20	
2600	Citywide Sidewalks	Improvements			CST	40			CST	40		
2601	Resurfacing City Streets	Paving			CST	160			CST	160		
2602	Brick Streets and Citywide Road Reconstruction	Reconstruction	CST	500	CST	150	CST	350	CST	150	CST	300

CST = Construction

MUNCIPAL WORK PROGRAMS
FY 2015/16 – 2019/20

TREASURE ISLAND

FUNDS ARE SHOWN IN THOUSANDS

WORK ITEM #	PROJECT DESCRIPTION	TYPE WORK	15/16		16/17		17/18		18/19		19/20	
2701	Street Resurfacing		CST	300	CST	300	CST	300	CST	300	CST	300
2702	Upgrade Street Signage for Reflectivity				CST	50						
2703	Rehabilitate Major Hydraulic Components of the Bascule Bridge Valves		CST	120								
2704	New Crosswalks on Gulf Blvd				CST	25			CST	25		
2705	Treasure Island Bascule Bridge Programmable Logic Controller		CST	74								
2706	Mast Arm Maintenance on Gulf Blvd at 112 th Ave, 117 th Ave and W Gulf Blvd						CST	40			CST	60

CST = Construction; DGN = Design

Appendix

INDEX OF ABBREVIATIONS

LOCAL WORK ITEM CODES

10XX	Pinellas County (Local Funding)	11XX	Indian Shores (Local Funding)	19XX	Redington Shores (Local Funding)
20XX	Belleair (Local Funding)	12XX	Kenneth City (Local Funding)	21XX	Safety Harbor (Local Funding)
30XX	Belleair Beach (Local Funding)	13XX	Largo (Local Funding)	22XX	Seminole (Local Funding)
40XX	Belleair Bluffs (Local Funding)	14XX	Madeira Beach (Local Funding)	23XX	South Pasadena (Local Funding)
50XX	Belleair Shores (Local Funding)	15XX	North Redington Beach (Local Funding)	24XX	St. Petersburg (Local Funding)
60XX	Clearwater (Local Funding)	16XX	Oldsmar (Local Funding)	25XX	St. Pete Beach (Local Funding)
70XX	Dunedin (Local Funding)	17XX	Pinellas Park (Local Funding)	26XX	Tarpon Springs (Local Funding)
80XX	Gulfport (Local Funding)	18XX	Redington Beach (Local Funding)	27XX	Treasure Island (Local Funding)
90XX	Indian Rocks Beach (Local Funding)				

ACAN	Advance Construction Any Area	BNIR	Intrastate R/W and Bridge Bonds
ACBR	Advance Construction (BRT)	BNPK	Amendment 4 Bonds
ACCM	Advance Construction (CM)	BRAC	Federal Bridge Replacement
ACEM	Earmarks AC	BRP	State Bridge Replacement
ACEN	Advance Construction (EBNH)	BRRP	State Bridge Repair And Rehab
ACEP	Advance Construction (EBBP)	BRT	Fed Bridge Repl – On System
ACER	Advance Construction (ER)	BRTD	Fed Bridge Repl - Discretionary
ACIM	Advance Construction (IM)	BRTZ	BRT (AC/Regular)
ACNH	Advance Construction (NH)	BU	Db, Urban Areas > 200K
ACNP	Advance Construction (NHPP)	CAAA	Clean Air Act Amendments of 1990
ACNR	Ac Nat Hwy Perform Resurfacing	CFA	Contractor Funds Advance
ACSA	Advance Construction (SA)	CMAQ	Congestion Mitigation and Air Quality
ACSB	AC for SABR – STP Bridges	CIGP	County Incentive Grant Program
ACSE	Advance Construction (SE)	CIGR	CIGP for Growth Management
ACSH	Advance Construction (SH)	CM	Congestion Mitigation – ACQ
ACSL	Advance Construction (SL)	COE	Corp of Engineers (Non-Budget)
ACSN	Advance Construction (SN)	D	Unrestricted State Primary
ACSP	Advance Construction (SP)	DART	Dial-A-Ride Transit
ACSS	Advance Construction (SS)	DC	State Primary PE Consultants
ACSU	Advance Construction (SU)	DDR	District Dedicated Revenue
ACTA	AC-Trans Alternatives Any Area	DDRF	Dist Dedicated Rev Matching Fund
ACTL	Trans Alternatives <200K	DEM	Environmental Mitigation
ACTN	AC-Trans Alternatives <5K	DEMW	Environmental Mitigation-Wetlands
ACTU	AC-Trans Alternatives >200K	DEP	Dept of Environmental Protection
ADA	Americans with Disabilities Act	DER	Emergency Relief – State Funds
ATMS	Advanced Transportation Management Systems	DFTA	Fed Pass - Through \$ From FTA
AE	Annual Element	DI	St.-S/W Inter/Intrastate Hwy
BA	Donor Bonus, Any Area	DIH	State In-house Product Support
BL	Db, Areas <= 200k	DIOH	State 100% - Overhead
BNBR	Amendment 4 Bonds (Bridges)	DIRS	Advanced Acquisition - Intra. Corr.
BNCA	Bond - Controlled Access	DIS	Strategic Intermodal System
BNDS	Bond – State	DRI	Development of Regional Impact
		DIRT	State Funds Used on Tpk

DITS	Statewide ITS	EPA	Environmental Protection Agency
DL	Local Funds - PTO – Budgeted	ER05	Hurricanes 2005
DPTO	State PTO	ER06	Hurricanes 2006
DRA	Rest Areas – State 100%	ER07	Natural Disasters 2007
DS	State Primary Highways and PTO	ER08	Hurricanes 2008
DSB	Pri Consult/Reimbursed by bonds	ER09	2009 Emergency Relief Events
DSB0	Unallocated to Facility	ER10	2010 Emergency Relief Events
DSB1	Skyway	ER13	2013 Emergency Relief Events
DSB2	Everglades Pkwy/Alligator Alley	F001	Federal Discretionary – US 19
DSB3	Pinellas Bayway	F002	Corridors/Borders – US 19
DSB4	Miami-Dade Expressway Authority	F003	I-75 Discretionary
DSB5	Beeline East	F004	Corridors/Borders – Boca Raton
DSB6	Tampa-Hillsborough Expr Auth	F330	Sec 330 STP Earmarks 2003
DSB7	Mid-Bay Bridge Authority	FAA	Federal Aviation Administration
DSB9	Santa Rosa County	FBD	Ferryboat Discretionary
DSBB	Orlando-Orange Co. Expr. Sys.	FCO	Primary/Fixed Capital Outlay
DSBC	Garcon Point Bridge	FD21	FDM-Dodge Island Tunnel
DSBD	I-95 Express Lanes	FDOT	Florida Department of Transportation
DSBE	Emerald Coast Bridge Authority	FEDR	Federal Research Activities
DSBF	I-595	FEMA	Fed Emergency Mgt Assistance
DSBT	Turnpike	FFTF	Federal Forfeiture Trust Fund
DSB0	Unallocagted to Facility	FGWB	Fixed Guideway Bond Projects
DSB3	Pinellas Bayway	FHWA	Federal Highway Administration
DSF	State Primary Matching Fund	FHPP	Federal High Priority Projects
DU	State Primary/Federal Reim	FLEM	FL Div of Emergency Management
DWS	Weigh Stations-State 100%	FMA	Federal Maritime Administration
EB	Equity Bonus	FPN	Financial Project Number
EBBP	Equity Bonus – Bridge	FRA	Federal Railroad Administration
EBNH	Equity Bonus - NH	FRAD	FRA Grant Payback
EBOH	Equity Bonus- Overhead	FRM4	STP, Earmarks - 2004
EM09	GAA Earmarks FY 2009	FRM6	Highway Priority Projects
EM10	GAA Earmarks FY 2010	FSDU	Fed Stimulus, FTA Reimb
EM11	GAA Earmarks FY 2011	FSF1	Fed Stimulus, S/W Managed

FSFB	Fed Stimulus, Ferry Boat Disc			Efficiency Act of 1991
FSSD	Fed Stimulus, Discretionary	IRR		Indian Reservation Roads
FSSE	Fed Stimulus, Enhancement	ITS		Intelligent Transportation Systems
FSSL	Fed Stimulus, Areas <= 200K	IVH		Intelligent Vehicle Highway Sys
FSSN	Fed Stimulus, Non-Urban	LF		Local Funds
FSSU	Fed Stimulus, Urbn Areas > 200K	LFBN		Processing Tool to Hold Bond
FTA	Federal Transit Administration			Budget Until end of Fiscal Year
FTAD	FTA Funds Comm. By TD Comm.	LFD		"LF" for STTF Utility Work
FTAT	FHWA Transfer to FTA (non-bud)	LFF		Local Fund - for Matching F/A
F001	Fed. Discretionary – US 19	LFI		Local Funds Interest Earned
F002	Corridors/Borders – US 19	LFNE		Local Funds not in Escrow
F003	I-75 Discretionary	LFP		Local Funds for Participating
GMR	General Revenue for SIS	LFR		Local Funds/Reimbursable
GR08	Gen Rev. Projects for 2008 GAA	LFRF		Local Fund Reim.-Future
GRSC	General Revenue for SCOP	LFU		Local Funds Unforseen Work
GR08	General Revenue Projects for 2008 GAA	LHIP		Highway Infrastructure - 2010
HP	Federal Highway Planning	LRSC		Local Reimbursable-Small Cnty
HPAC	HP (AC/Regular)	L RTP		Long Range Transportation Plan
HPP	High Priority Projects	MA		Min. Allocation (any area)
HR	Federal Highway Research	MABP		Min. Alloc. Bridges (non-BRT)
HRRR	High Risk Rural Road	MABR		Min. Alloc. Bridges (BRT)
HSP	Highway Safety Program	MANH		Min. Alloc. (NH)
HSR	High Speed Rail Corr Sec.1010	MCSA		Motor Carrier Safety Assist.
HSRS	High Speed Rail Stimulus (FRA)	MCSG		Motor Carrier Safety Grant
I	Fed Interstate/State Primary	MG		Minimum Guarantee
IBRC	Innovative Bridge Res & Const	MGBP		Min. Guarantee Bridge Program
IM	Interstate Maintenance	MGNH		Minimum Guarantee for NH
IFLA	I Florida	ML		MA Areas <= 200k
IMAC	IM (AC/Regular)	MU		MA Urban Areas > 200k
IMD	Interstate Maintenance Discret	MPO		Metropolitan Planning Organization
INS	Insurance	NAAQS		National Ambient Air Quality Standards
INST	Insurance - Turnpike	NCPD		National Corridor Plan and Dev
ISTEA	Intermodal Surface Transportation	NH		Principal Arterials

NHAC	NH (AC/Regular)	RHP	Rail-Highway Xings – Prot. Dev.
NHBR	National Highways Bridges	S112	STP, Earmarks – 2006
NHEX	National Perform Prog. Exempt	S115	STP, Earmarks – 2004
NHPP	IM, Brdg Repl, Natnl Hwy-MAP-21	S117	STP Earmarks – 2005
NHRE	Nat. Hwy. Perform - Resurfacing	S125	STP Earmarks - 2009
NHTS	National Hwy Traffic Safety	S126	Belleair Cswy Bridge Replace
NSTP	New Starts Transit Program	S129	STP Earmarks - 2008
OST	Office of the Secretary	SA	STP, Any Area
PATS	Pinellas Area Transportation Study	SABR	STP, any area
PD&E	Project Development and Environmental Study	SAFE	Secure Airports for FL Economy
		SB	Scenic Byways
PKBD	Turnpike Master Bond Fund	SBPF	Safety Belt Performance - FHWA
PKCF	Turnpike STTF Carry forward	SBPG	Safety Belt Performance Grants
PKER	TPK Maintenance Reserve-ER	SCOP	Small County Outreach Program
PKLF	Local Support for Tpk	SCRA	Small County Resurfacing
PKM1	Tpk Toll Maintenance	SE	STP, Enhancement
PKMT	Central Florida Beltway Trust Fund	SED	State Economic Development
PKOH	Tpk Indirect Costs	SH	STP, Hazard Elimination
PKYI	Tpk Improvement	SIB1	State Infrastructure Bank
PKYO	Tpk Toll Collection/Operation	SIBG	SIB funds – Growth Management
PKYR	Tpk Maintenance Reserve	SIP	State Implementation Plan
PL	Metro Plan (85% FA; 15% other)	SIS	Strategic Intermodal System
PLAC	Metro Plan – AC/Regular	SL	STP, Areas < 200k
PLER	Planning – Emergency Relief	SN	STP, Mandatory, Non-Urban
PLH	Forest Highways	SP	STP, RR Protective Devices
PLHD	Public Lands Highway Discr.	SPAC	STP, RR Prot. Devices (AC,Reg)
PORB	PORT funds returned from bonds	SR	STP, RR Hazard Elimination
PORT	Seaports	SR2E	Safe Routes – Either
PSTA	Pinellas Suncoast Transit Authority	SR2N	Safe Routes to School – Non-Infrastructure
RBRP	Reimbursable BRP Funds	SR2S	Safe Routes to School - Infrastructure
RECT	Recreational Trails	STP	Surface Transportation Program
RED	Redistr. of FA (SEC 1102F)	SS	STP, Safety
RHH	Rail-Highway Xings – Hazard	SSM	Federal Support Services/Minority