

# **Prescription Drug Abuse in Pinellas County**

## **Key Impacts and Cost Estimates**

### **(DRAFT DECEMBER 2011)**

#### **Impacts and Cost of the Prescription Drug Epidemic**

The prescription drug epidemic poses significant impacts to Pinellas County citizens and substantial costs across systems and services. The list below is only a sample of the costs identified.

- Local Law Enforcement: (Increased Enforcement Costs)
- Jail: (Inmate Housing and Service Costs)
- Local Treatment Programs: (Treatment Service Demands)
- Medical Examiner's Office: (Operational Costs due to increased Deaths)
- County Government: (Regulatory, Health, Justice System Impacts, etc.)
- Florida Department of Health: (Regulatory, Enforcement, and Local Health Costs)
- Florida Department of Law Enforcement: (Investigative Costs, Lab Costs)
- Florida Department of Juvenile Justice (Juvenile Detention and Service Costs)
- Florida Department of Corrections: (Prisoner Costs)
- Florida Department of Children and Families: (Treatment/Child Protection/Sheltering)
- Emergency Medical Services: (Increased Service Costs from Overdose Response and Transport)
- Hospitals: (Costs of Overdoses, Costs of Drug Addicted Newborns, etc)
- Court Operations: (Increased Number of Cases)

This epidemic is an evolving concern with long term impacts. The cost estimates in many areas are not fully known at this time, but are obviously dramatic. In Pinellas,

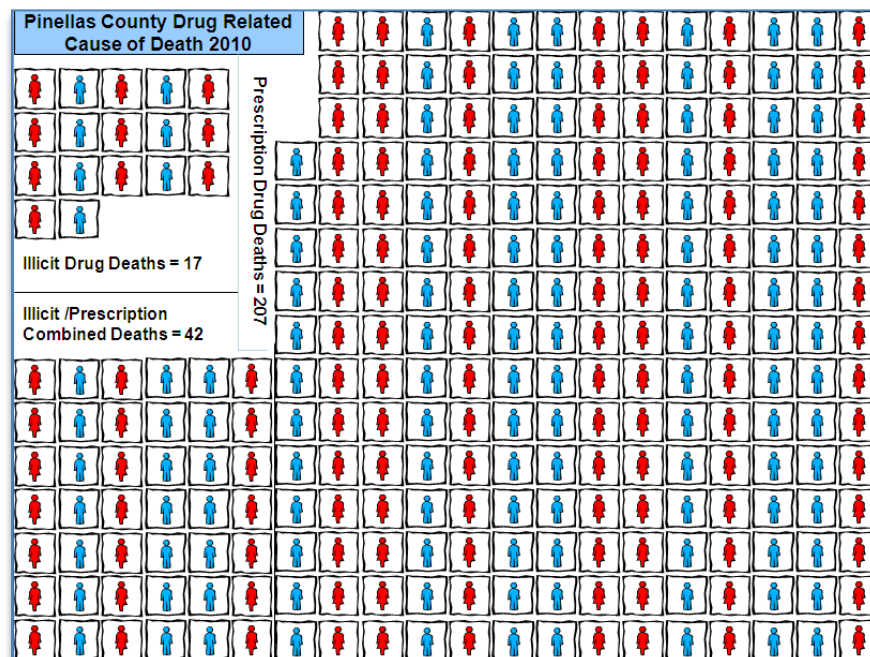
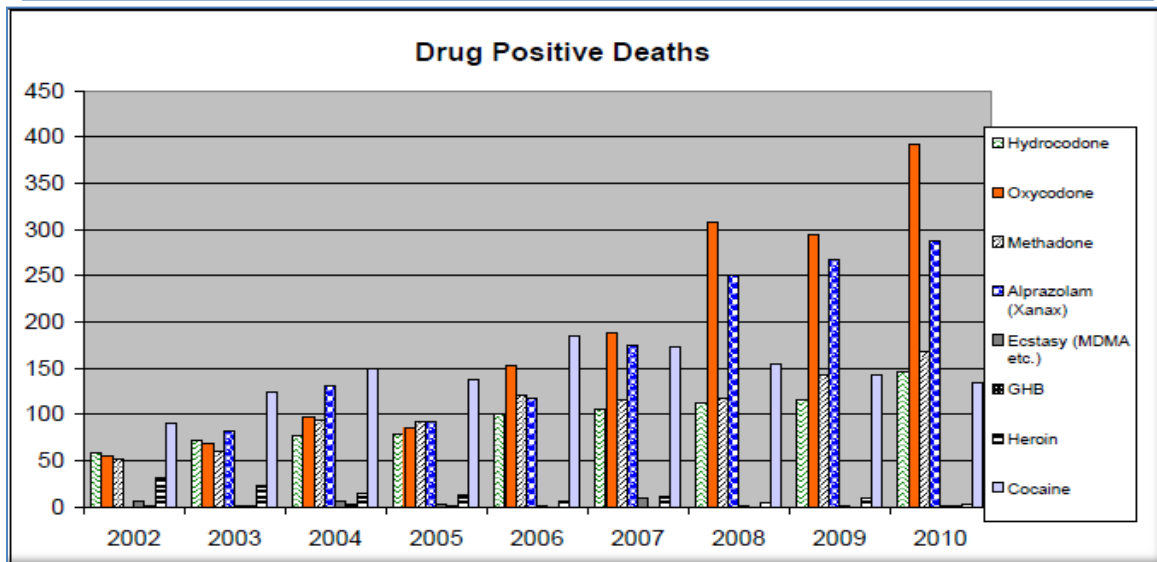
- Drug-Related arrests accounted for 16.7% of all arrests in 2010 with 8,525 arrests out of 50,952.
- Department of Juvenile Justice data showed Pinellas had 53 youth charged with having a controlled substance without a prescription. Out of the 5,707 juvenile arrests in 2009, 14.4% were drug related.
- Of the 100,000+ Florida prison population, 19.3% are incarcerated for a drug related offense. Of these, the records showed 3,243 Pinellas-specific prisoners with drug charges.

In the following 5 examples, estimated system costs are broken out for prescription related deaths, newborns addicted to prescriptions, EMS overdose transports, drug treatment, and prescription drug-related youth removals. The estimated total cost of these areas alone range from **\$10,592,638** to **\$45,782,638** within Pinellas County.

- In 2009, there were 218 prescription drug related deaths(139 prescription and 39 combo). In 2010, there were 249 prescription drug related deaths (207 prescription and 42 combo. At \$2,890 per autopsy, the estimated cost comes to **\$1,349,630**.
- In 2010, 153 newborns were addicted to prescription drugs. At an estimated \$20,000 per newborn in neonatal intensive care costs, the cost totals **\$3,060,000**. If using the previous Department of Justice estimates of \$250,000 per child in their first few years, the total becomes **\$38,250,000**
- From October 2009 through September 2011, overdose transports totaled 4454. Using a conservative estimate of 50% being prescription-related based on emergency room overdoses and deaths(2227 transports), the total transport costs come out to **\$1,200,420** using the base rate of \$539.03. This estimate does not include mileage charges of \$12.18 per mile or premium transports at \$921.
- From July 2010 through June 2011, 1,267 Pinellas residents were treated for prescription drug through Central Florida Behavioral Health Network subcontracts. Of these, 1,219 were adults costing \$2,260,286.12 and 48 were children costing \$166,121.42. Total adult and child prescription treatment costs were **\$2,426,407.54**.
- In Pinellas from September 2010 through November 2011, 364 youth were removed from their homes due to their parents prescription drug use. 127 of these youth were placed in foster care. The estimated cost to the system totals **\$2,556,180**.

## Prescription Drug Related Deaths: Cost Estimates for Medical Examiner Autopsy in 2009/2010<sup>1</sup>

<b>DRUGS or TOXIN RELATED CAUSE OF DEATH (Accidental Manner)</b>			
<b>Pinellas</b>			
	2009	2010	
Prescription Drug	179	207	
Illicit Drug	19	17	
Combined (Prescription & Illicit)	39	42	
Alcohol (ethanol)	10	11	
Inhalant	1	2	
Chemicals/Poisons	1	1	
<b>Total Drug Related</b>	<b>249</b>	<b>280</b>	
<b>Pasco</b>			
Prescription Drug	126	142	
Illicit Drug	0	5	
Combined (Prescription & Illicit)	22	11	
Alcohol (ethanol)	2	2	
Inhalant	2	2	
Chemicals/Poisons	1	3	
<b>Total Drug Related</b>	<b>153</b>	<b>165</b>	



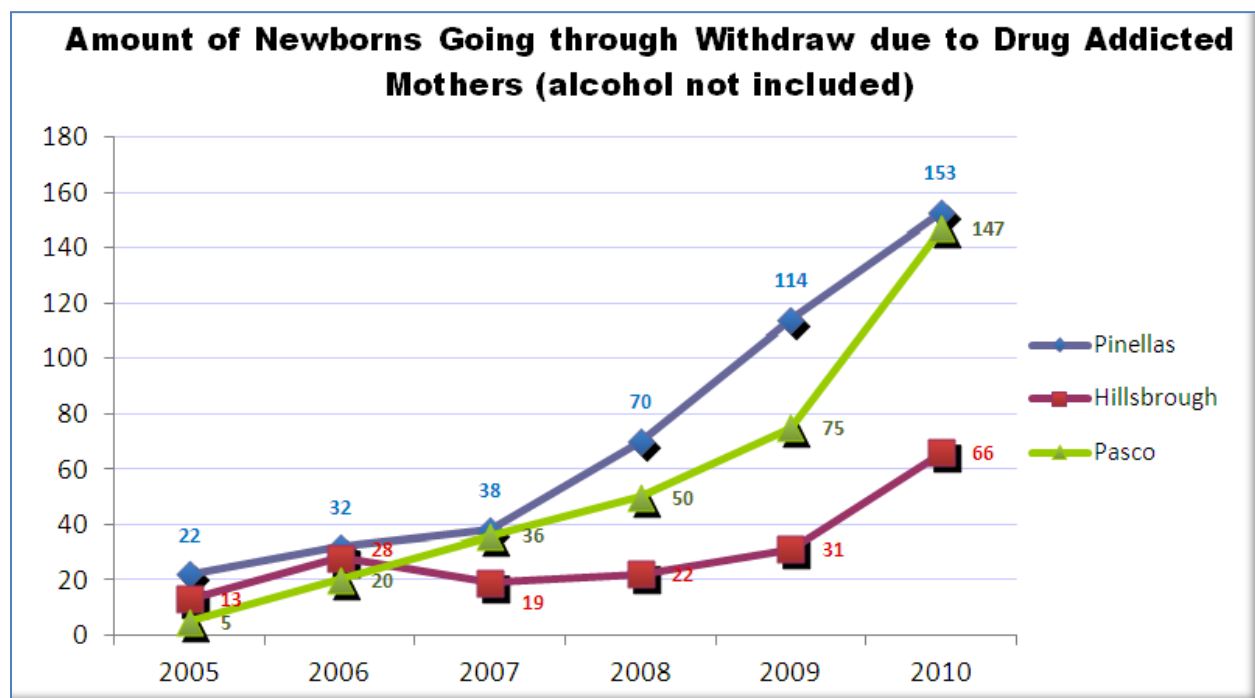
<sup>1</sup> Information obtained from the Pinellas-Pasco Medical Examiner's Office.

Based on an average cost per autopsy of \$2,890<sup>2</sup>, the 249 Pinellas County prescription drug related deaths in 2010 would have an estimated cost of \$719,610. When looking at 2009 and 2010 combined, the Pinellas County cost is estimated to be \$1,349,630. These would be conservative estimates as drug overdose – related deaths can often be at the higher end of the cost.

### **Estimated Cost of Drug Addicted Newborns<sup>3</sup>**

In Pinellas County, the rate of drug addicted newborns went up by nearly 600% from 2005 through 2010. This disturbing trend shows 22 newborns in 2005 compared to 153 newborns in 2010. Pinellas made up 11.8% of the statewide total. Pasco's increase can be seen as even more dramatic when accounting for population and only 5 newborns in 2005 compared to 147 in 2010. (2900% increase). Recent discussions and articles have referenced cost estimates of neonatal intensive care between \$15,000 to \$20,000. In another example, the US Department of Justice estimated the cost of a drug addicted newborn in the first few years of their lives at \$250,000 for care and treatment. Looking at neonatal cost estimates only, in 2010, addicted newborns in Pinellas cost upwards of \$3,060,000. If using the previous DOJ estimates, the cost of these Pinellas newborns could be as much as \$38,250,000.

county_name	2005	2006	2007	2008	2009	2010
Pasco	5	20	36	50	75	147
Pinellas	22	32	38	70	114	153



### **Impact and Cost of EMS Transports<sup>4</sup>**

When looking at EMS transports, 2010 saw a marked increase and 2011 is on track to seeing an even higher number as of October 2011. While not all transports are for prescription overdoses, with the increases in

<sup>2</sup> Estimated cost per autopsy was taken from Medical Examiner's budget presentation in May of 2010 to the BCC.

<sup>3</sup> Information obtained from Florida Department of Health for addicted newborn numbers.

<sup>4</sup> Information obtained from Pinellas Public Safety Services

overdoses presenting at the emergency rooms and the increased numbers of prescription deaths (93.6% of drug –related deaths), we’ll conservatively estimate 50% as prescription related transports (50% would be 1199 in 2010 and 1028 for the first 9 months of 2011). At the base cost of \$539.03 per transport, the cost from October 1, 2009 through September 30, 2011 comes to roughly \$1,200,420. As a conservative estimate, this amount does not include an average charge for the additional \$12.18 charged per mile of transport. This estimate also uses the lower base rate and not the specialty transport rate of \$921.

	2009	2010	Jan-Oct 2011
<b>Number of Transports (OD/poisoning)</b>	2127	2399	2055

### **Impact and Costs of Treatment Services<sup>5</sup>**

From July 1, 2010 through June 30, 2011, Central Florida Behavioral Health subcontractors provided substance abuse services to 13,631 individuals (3244 Pasco and 10,387 Pinellas clients).

County of Service	Total Of SSN	ASA	CSA
Pasco	3244	2540	704
Pinellas	10387	7666	2721
	13631	10206	3425

ASA= Adult Substance Abuse

CSA – Children Substance Abuse

Of the 13,631 clients served 1,507 individuals (1436 adults and 71 children) were receiving services for prescription drug addictions. Pinellas specific treatment shows 1219 adults and 48 children for a total of 1267. The breakout of the primary substances identified follow:

---

<sup>5</sup> Information obtained from Central Florida Behavioral Health

County of Service	Drug Description	SSN	ASA	CSA
PASCO	alprazolam	16	14	2
PASCO	diazepam	1	1	
PASCO	hydrocodone/acetaminophen	8	8	
PASCO	hydromorphone	5	5	
PASCO	methadone	6	6	
PASCO	morphine sulfate	1	1	
PASCO	other stimulant	3	2	1
PASCO	oxycodone	200	180	20
Pinellas	alprazolam	34	24	10
Pinellas	barbiturate	4	4	
Pinellas	chlordiazepoxide	1		1
Pinellas	codeine	1	1	
Pinellas	d-propoxyphene	2	2	
Pinellas	hydrocodone/acetaminophen	6	6	
Pinellas	hydromorphone	4	4	
Pinellas	meperidine	2	1	1
Pinellas	methadone	25	25	
Pinellas	morphine sulfate	5	5	
Pinellas	other amphetamine	20	14	6
Pinellas	other stimulant	6	4	2
Pinellas	oxycodone	1157	1129	28
		1507	1436	71

The 1,507 individuals received approximately 39,438 service units, or an average of approximately 26 units per person. The total cost of services provided to the 1,507 individuals was \$3,145,179.83, or an average cost per person served of \$2,087.05. For Pinellas, the cost of child-related services (48 children) comes to \$166,121.42 and the cost for adult services (1219 adults) is \$2,260,286.12 for a total of \$2,426,407.54.

PROGRAM	County of Service	COSTCTR	Cost Center Name	# Clients	Total Units	Average units per person	Model Rate	Cost	Average Cost
ASA	Pasco	02	Case Management	155	642	4.14	\$63.21	\$ 40,580.82	\$ 261.81
ASA	Pasco	11	Intervention	191	1389.5	7.27	\$67.44	\$ 93,707.88	\$ 490.62
ASA	Pasco	12	Medical Services	15	18.36	1.22	\$369.55	\$ 6,784.94	\$ 452.33
ASA	Pasco	13	Methadone Maintenance	22	2100	95.45	\$13.63	\$ 28,623.00	\$ 1,301.05
ASA	Pasco	14	Outpatient-Individual	132	565.25	4.28	\$91.09	\$ 51,488.62	\$ 390.07
ASA	Pasco	19	Residential 2	25	1437	57.48	\$174.03	\$ 250,081.11	\$ 10,003.24
ASA	Pasco	24	SA Detox	44	237	5.39	\$204.94	\$ 48,570.78	\$ 1,103.88
ASA	Pasco	29	Aftercare	15	78.75	5.25	\$63.21	\$ 4,977.79	\$ 331.85
ASA	Pasco	35	Outpatient-Group	62	946.5	15.27	\$22.77	\$ 21,551.81	\$ 347.61
ASA	Pasco	43	Aftercare Group	3	20	6.67	\$15.80	\$ 316.00	\$ 105.33
ASA	Pinellas	01	Assessment	307	519.08	1.69	\$85.91	\$ 44,594.16	\$ 145.26
ASA	Pinellas	02	Case Management	21	42.99	2.05	\$63.21	\$ 2,717.40	\$ 129.40
ASA	Pinellas	06	Day-Night	15	408	27.20	\$71.48	\$ 29,163.84	\$ 1,944.26
ASA	Pinellas	11	Intervention	176	677.28	3.85	\$67.44	\$ 45,675.76	\$ 259.52
ASA	Pinellas	12	Medical Services	56	42.53	0.76	\$369.55	\$ 15,716.96	\$ 280.66
ASA	Pinellas	13	Methadone Maintenance	66	6317	95.71	\$13.63	\$ 86,100.71	\$ 1,304.56
ASA	Pinellas	14	Outpatient-Individual	439	576.81	1.31	\$91.09	\$ 52,541.62	\$ 119.68
ASA	Pinellas	16	Prevention	56	1767.67	31.57	\$43.20	\$ 76,363.34	\$ 1,363.63
ASA	Pinellas	19	Residential 2	22	1818	82.64	\$174.03	\$ 316,386.54	\$ 14,381.21
ASA	Pinellas	20	Residential 3	84	7257	86.39	\$108.35	\$ 786,295.95	\$ 9,360.67

ASA	Pinellas	24	SA Detox	469	2506	5.34	\$204.94	\$ 513,579.64	\$ 1,095.05
ASA	Pinellas	27	TASC	1	0.75	0.75	\$63.44	\$ 47.58	\$ 47.58
ASA	Pinellas	28	Incidental Expenses	5	9.6	1.92	\$50.00	\$ 480.00	\$ 96.00
ASA	Pinellas	29	Aftercare	9	18.4	2.04	\$63.21	\$ 1,163.06	\$ 129.23
ASA	Pinellas	32	Outpatient Detox	105	1148	10.93	\$78.90	\$ 90,577.20	\$ 862.64
ASA	Pinellas	35	Outpatient-Group	97	3105.11	32.01	\$22.77	\$ 70,703.35	\$ 728.90
ASA	Pinellas	38	Room & Board w/Supervision, Level 3	81	860	10.62	\$103.08	\$ 88,648.80	\$ 1,094.43
ASA	Pinellas	42	Intervention Group	74	826.38	11.17	\$16.86	\$ 13,932.77	\$ 188.28
ASA	Pinellas	43	Aftercare Group	20	145.65	7.28	\$15.80	\$ 2,301.27	\$ 115.06
ASA	Pinellas	46	SARSS - Individual	137	213.83	1.56	\$38.99	\$ 8,337.23	\$ 60.86
ASA	Pinellas	47	SARSS - Group	69	1534.25	22.24	\$9.75	\$ 14,958.94	\$ 216.80
CSA	Pasco	11	Intervention	10	34.58	3.46	\$67.44	\$ 2,332.08	\$ 233.21
CSA	Pasco	14	Outpatient-Individual	8	34	4.25	\$91.09	\$ 3,097.06	\$ 387.13
CSA	Pasco	19	Residential 2	14	931	66.50	\$174.03	\$ 162,021.93	\$ 11,573.00
CSA	Pasco	29	Aftercare	4	70.5	17.63	\$63.21	\$ 4,456.31	\$ 1,114.08
CSA	Pasco	35	Outpatient-Group	1	8	8.00	\$22.77	\$ 182.16	\$ 182.16
CSA	Pinellas	01	Assessment	14	23.42	1.67	\$85.91	\$ 2,012.01	\$ 143.72
CSA	Pinellas	02	Case Management	3	26.5	8.83	\$63.21	\$ 1,675.07	\$ 558.36
CSA	Pinellas	11	Intervention	6	35.58	5.93	\$67.44	\$ 2,399.52	\$ 399.92
CSA	Pinellas	14	Outpatient-Individual	11	48.55	4.41	\$91.09	\$ 4,422.42	\$ 402.04
CSA	Pinellas	19	Residential 2	9	761	84.56	\$174.03	\$ 132,436.83	\$ 14,715.20
CSA	Pinellas	24	SA Detox	19	75	3.95	\$204.94	\$ 15,370.50	\$ 808.97
CSA	Pinellas	27	TASC	20	97.5	4.88	\$63.44	\$ 6,185.40	\$ 309.27
CSA	Pinellas	29	Aftercare	1	3.92	3.92	\$63.21	\$ 247.78	\$ 247.78
CSA	Pinellas	35	Outpatient-Group	7	60.25	8.61	\$22.77	\$ 1,371.89	\$ 195.98
					39438.49	26.17		\$ 3,145,179.83	\$ 2,087.05

- Please note that when you add up the totals in the #clients column above, the total is greater than 1507, this is because clients may receive services in multiple cost centers.

### **Impact to the child welfare system – Pinellas & Pasco<sup>6</sup>**

Eckerd began collecting data on children entering out of home care due to prescription drug abuse by caretakers in September 2010. Initially, we tracked the number of cases where a removal took place due to the maltreatment described above; however, in June 2011 amended this process to specifically capture the exact number of children brought into out of home care for this same issue. The reason for this alteration was twofold; as community discussion grew about the epidemic of prescription drug abuse Eckerd recognized the need to capture the most precise data in order to validate these concerns, and Eckerd understood that in order to assess the best allocation of resources across the circuit baseline information needed to be collected and analyzed.

Below is a breakout of the number of children brought into out of home care and the financial implication to the foster care system as a result. The methodology applied to estimate monthly and total cost of room and board consisted of a calculation of average daily rates for children in licensed care multiplied by the number of children placed in these settings. The latter figure reflects the average percentage of children removed who are placed in a licensed setting rather than with relatives or non-relatives.

In order to truly appreciate the information listed below, it is important to note that this figure is only applied to children in licensed foster care. It does not reflect the costs to relative and non-relative caregivers, either out of their own pockets or through utilization of relative caregiver funding. The data also does not capture costs associated with case management services, specialized therapies, case plan tasks, court costs or a host of other necessary services which are the result of children and parents becoming involved in the dependency system. And, of course, most importantly the figures below cannot begin to calculate both the short term and long term emotional and psychological impact to children brought into out of home care.

<sup>6</sup> Information obtained from Eckerd Community Alternatives

## Pinellas County

Month and Year	Total # of children removed	# of children removed due to RX abuse	# of children placed in licensed foster care	Cost of placement in licensed foster care per month	Cost of placement in licensed foster care for 12 months
September 2010	75	39	12	\$19,800	\$237,600
October 2010	76	26	8	\$13,640	\$163,680
November 2010	53	21	6	\$9,900	\$118,800
December 2010	55	24	7	\$11,935	\$143,220
January 2011	64	17	9	\$15,345	\$184,140
February 2011	57	14	4	\$6,160	\$73,920
March 2011	81	23	6	\$10,230	\$122,760
April 2011	69	23	10	\$16,500	\$198,000
May 2011	65	11	3	\$5,115	\$61,380
June 2011	82	27	4	\$6,600	\$79,200
July 2011	64	25	11	\$18,755	\$225,060
August 2011	92	35	13	\$22,165	\$265,980
September 2011	89	38	13	\$21,450	\$257,400
October 2011	90	28	14	\$23,870	\$286,440
November 2011	73	13	7	\$11,550	\$138,600
<b>Totals</b>	1085	364	127	<b>\$213,015</b>	<b>\$2,556,180</b>

**34% of all removals were due to prescription drug abuse in Pinellas**

## Pasco County

Month and Year	Total # of children removed	# of children removed due to RX abuse	# of children placed in licensed foster care	Cost of placement in licensed foster care per month	Cost of placement in licensed foster care for 12 months
September 2010	58	32	10	\$16,500	\$198,000
October 2010	29	20	6	\$10,230	\$122,760
November 2010	28	18	5	\$8,250	\$99,000
December 2010	28	5	2	\$3,410	\$40,920
January 2011	15	3	2	\$3,410	\$40,920
February 2011	22	6	2	\$3,080	\$36,960
March 2011	16	2	1	\$1,705	\$20,460

April 2011	33	6	3	\$4,950	\$59,400
May 2011	15	4	1	\$1,705	\$20,460
June 2011	24	19	3	\$4,950	\$59,400
July 2011	20	14	6	\$10,230	\$122,760
August 2011	39	16	6	\$10,230	\$122,760
September 2011	38	19	6	\$9,900	\$118,800
October 2011	38	20	10	\$17,050	\$204,600
November 2011	30	15	8	\$13,200	\$158,400
<b>Totals</b>	433	199	71	<b>\$118,800</b>	<b>\$1,425,600</b>

**46% of all removals were due to prescription drug abuse in Pasco**