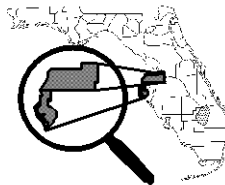


MEDICAL EXAMINER
District Six

Pasco & Pinellas Counties



10900 Ulmerton Road
Largo, FL 33778
727-582-6800
(Fax 727-582-6820)
www.pinellascounty.org/forensics

YEAR 2014

MEDICAL EXAMINER

ANNUAL REPORT

Published 6/30/2015

TABLE OF CONTENTS

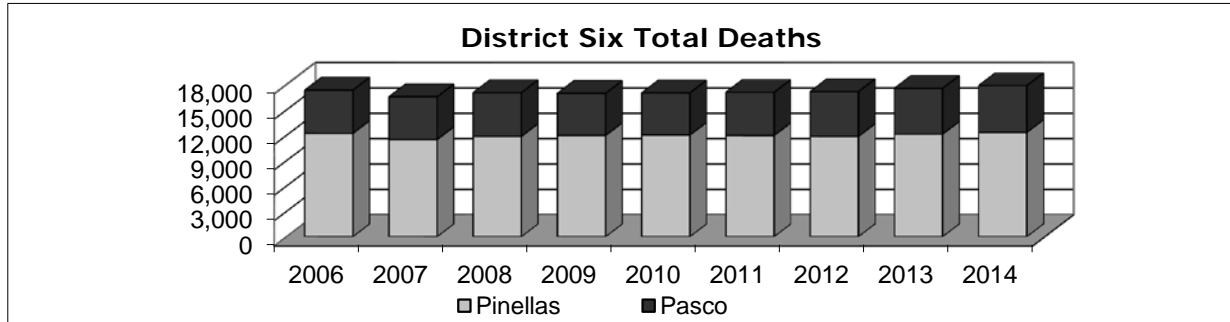
Section:	Page #:
Population, District Deaths, Cases Accepted	3
Workload by Type of Examination	4
Scenes Investigated, Persons Transported	5
Deaths By Manner of Death	6
Homicide Investigations	7
Suicide Investigations	8
Accidental Deaths, Motor Vehicle Deaths	9 - 11
Accidental Deaths, Non-Motor Vehicle Related	12
Infant Deaths	13 - 15
Infant & Child Deaths (age 1-17)	15
Drowning Deaths	16
Toxicology - Drug Positive & Drug Cause of Death	17 - 19
Unidentified Persons	20 - 22
Indigent / Unclaimed Persons	23
Organ & Tissue Donation	23
Exhumations	23

	2006	2007	2008	2009	2010	2011	2012	2013	2014
Population *									
Pinellas	924,413	917,437	940,645	931,113	916,542	917,398	920,381	926,610	933,258
Pasco	450,171	462,715	441,188	438,668	464,697	466,457	468,562	473,566	479,340
Total	1,374,584	1,380,152	1,381,833	1,369,781	1,381,239	1,383,855	1,388,943	1,400,176	1,412,598

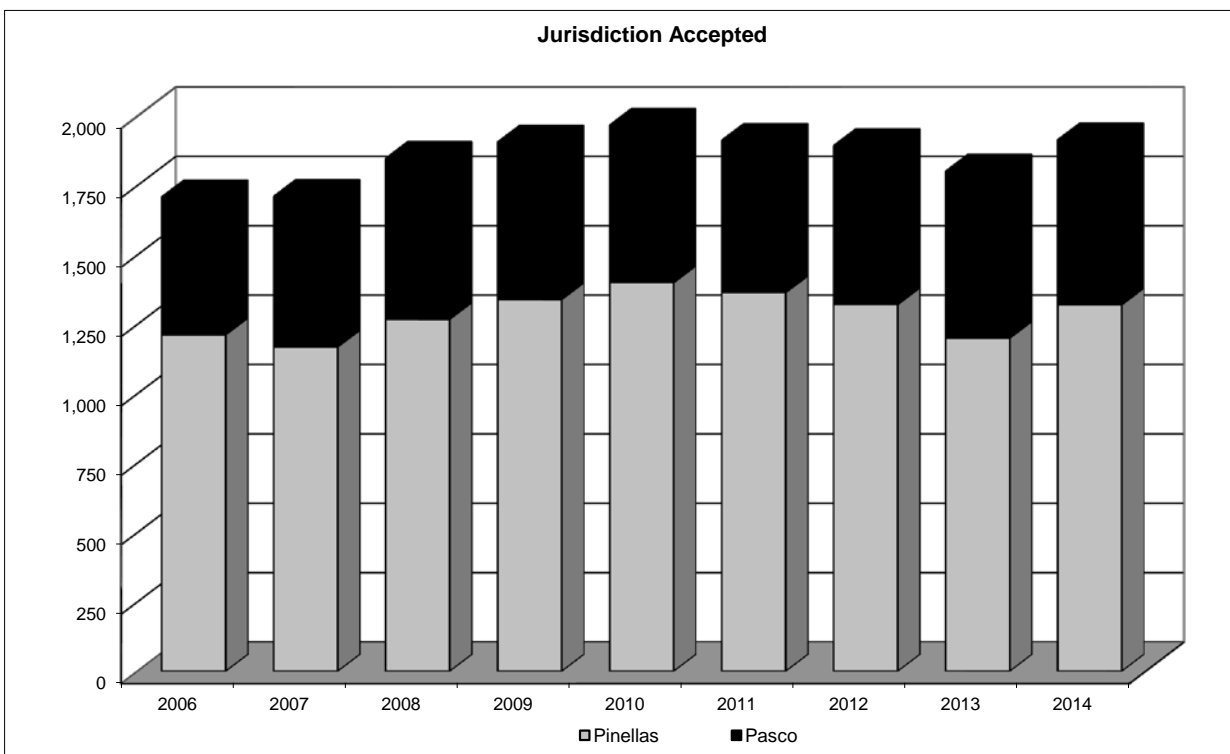
* SOURCE: University of Florida Bureau of Economic and Business Research. (<http://www.behr.ufl.edu/population>)

	2006	2007	2008	2009	2010	2011	2012	2013	2014
District Deaths *									
Pinellas	12,207	11,484	11,859	11,968	12,012	11,961	11,850	12,122	12,327
Pasco	5,108	5,053	5,161	4,978	4,981	5,104	5,294	5,411	5,530
Total	17,315	16,537	17,020	16,946	16,993	17,065	17,144	17,533	17,857

* SOURCE: Office of Vital Statistics, Florida Department of Health (<http://www.flpublichealth.com/VSBOOK/VSBOOK.aspx>)

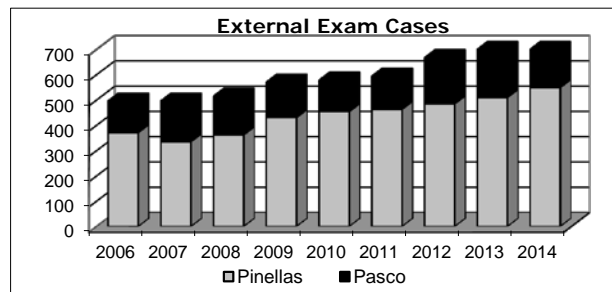
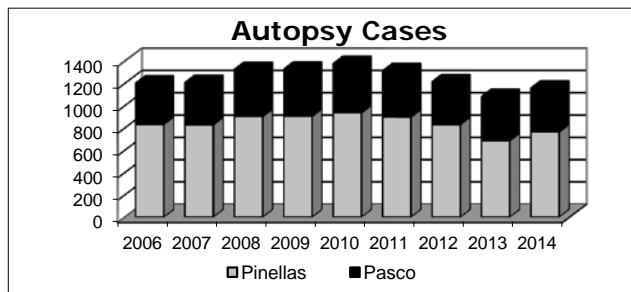


	2006	2007	2008	2009	2010	2011	2012	2013	2014
Cases Accepted									
Pinellas	1,212	1,168	1,268	1,339	1,400	1,364	1,321	1,200	1,320
Pasco	496	542	579	567	567	548	572	601	594
Total	1,708	1,710	1,847	1,906	1,967	1,912	1,893	1,801	1,914

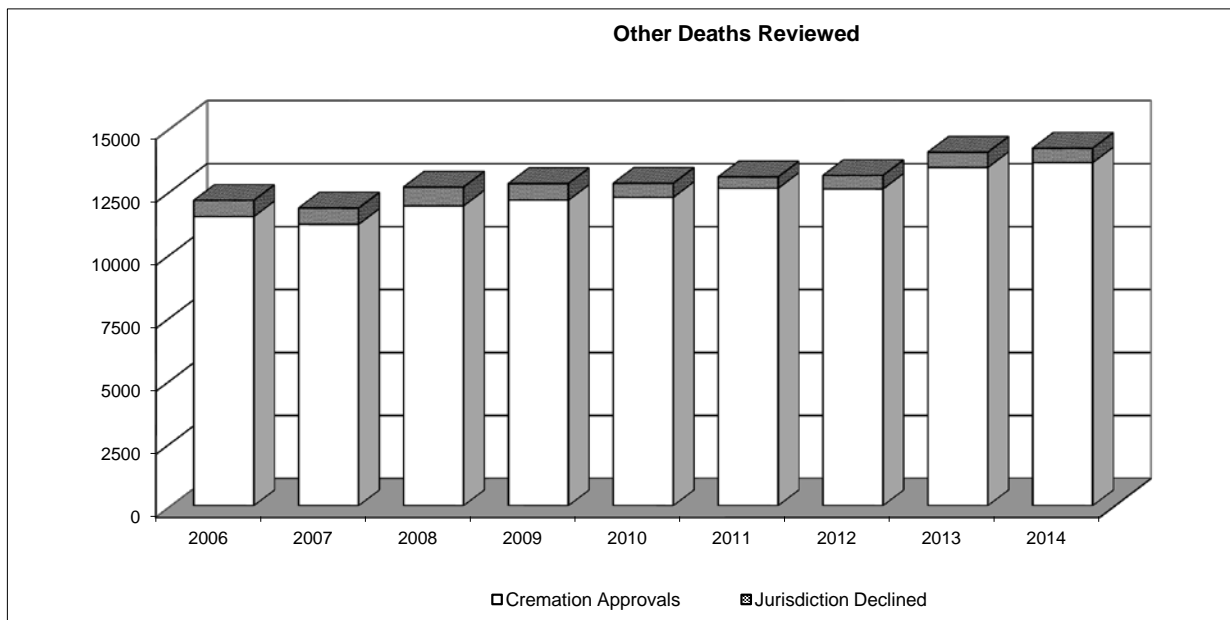


WORKLOAD BY TYPE OF EXAMINATION:

	2006	2007	2008	2009	2010	2011	2012	2013	2014
Autopsies									
Pinellas	832	827	902	904	935	897	829	685	763
(Partial Autopsies)	9	6	4	5	11	4	7	5	8
Pasco	369	380	423	423	442	415	385	396	394
(Partial Autopsies)	2	1	3	4	1	2	5	4	2
Total	1,212	1,214	1,332	1,336	1,389	1,318	1,226	1,090	1,167
External Exams									
Pinellas	371	335	362	430	454	463	485	510	549
Pasco	125	161	153	140	124	131	182	201	198
Total	496	496	515	570	578	594	667	711	747

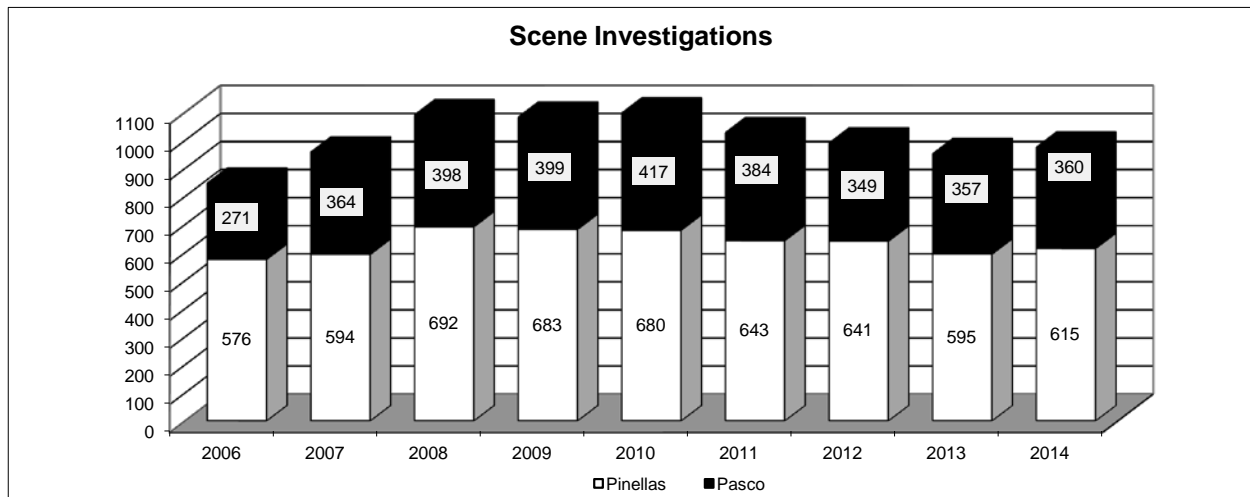


	2006	2007	2008	2009	2010	2011	2012	2013	2014
Cremation Approvals									
Pinellas	8,194	7,862	8,339	8,648	8,691	8,849	8,706	9,280	9,439
Pasco	3,282	3,309	3,560	3,479	3,549	3,750	3,866	4,146	4,178
Total	11,476	11,171	11,899	12,127	12,240	12,599	12,572	13,426	13,617
Jurisdiction Declined									
Pinellas	471	452	541	479	404	309	405	437	404
Pasco	169	188	204	178	151	139	130	163	166
Total	640	640	745	657	555	448	535	600	570



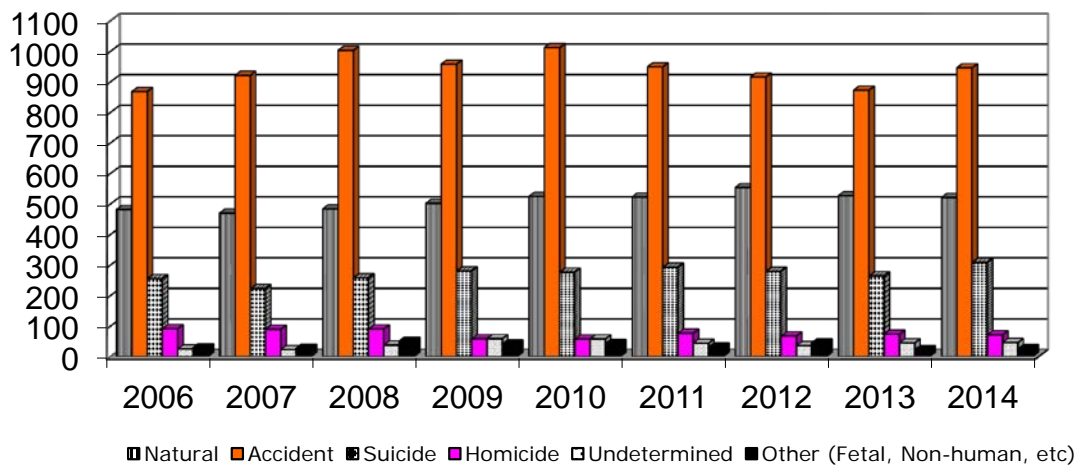
Decedent Transportation	2007	2008	2009	2010	2011	2012	2013	2014
<u>Pinellas</u>								
Medical Examiner Office	1153	1258	1281	1340	1315	1256	1030	1008
Tissue Banks	14	12	8	6	9	5	6	12
Other	24	42	34	25	25	37	16	16
Total Pinellas	1191	1312	1323	1371	1349	1298	1052	1036
<u>Pasco</u>								
Medical Examiner Office	539	581	561	562	548	560	538	492
Tissue Banks	1	0	1	0	0	3	6	5
Other	1	3	1	1	0	2	1	1
Total Pasco	541	584	563	563	548	565	545	498
District Total Transported	1,732	1,896	1,886	1,934	1,897	1,863	1,597	1,534

Scene Investigations	2006	2007	2008	2009	2010	2011	2012	2013	2014
Pinellas	576	594	692	683	680	643	641	595	615
Pasco	271	364	398	399	417	384	349	357	360
Total	847	958	1,090	1,082	1,097	1,027	990	952	975



District Deaths by Manner of Death	2006	2007	2008	2009	2010	2011	2012	2013	2014
Natural	481	469	483	501	524	522	553	526	520
Accident	867	920	1002	957	1011	948	915	872	945
Suicide	255	222	258	280	276	292	279	264	308
Homicide	91	89	90	58	57	76	67	73	71
Undetermined	24	22	37	58	57	43	35	44	45
Other (Fetal, Non-human, etc)	28	26	50	41	42	31	44	22	25
Total	1,746	1,748	1,920	1,895	1,967	1,912	1,893	1,801	1,914

District Deaths by Manner of Death



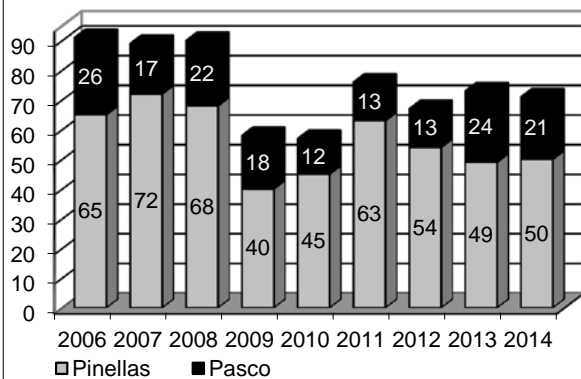
TOTAL VIOLENT DEATHS	2004	2006	2007	2008	2009	2010	2011	2012	2013	2014
	1,128	1,237	1,253	1,387	1,351	1,401	1,359	1,296	1,253	1,369

HOMICIDE DEATH INVESTIGATIONS

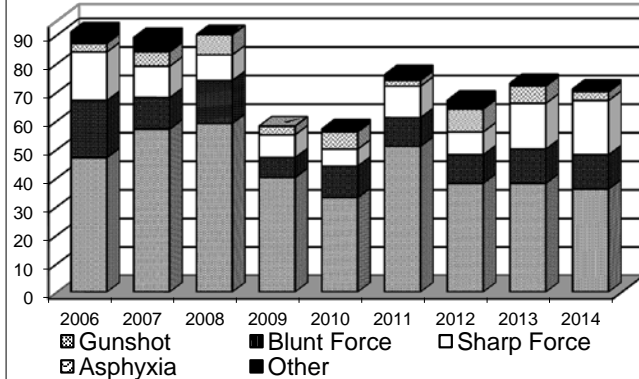
Homicides	2006	2007	2008	2009	2010	2011	2012	2013	2014
Pinellas	65	72	68	40	45	63	54	49	50
Pasco	26	17	22	18	12	13	13	24	21
Total	91	89	90	58	57	76	67	73	71

	2006	2007	2008	2009	2010	2011	2012	2013	2014
Gunshot	47	57	59	40	33	51	38	38	36
Blunt Force	20	11	15	7	11	10	10	12	12
Sharp Force	17	11	9	8	6	11	8	16	19
Asphyxia	3	5	7	3	6	2	8	6	3
Other	4	5	0	0	1	2	3	1	1

Homicide Death Investigations



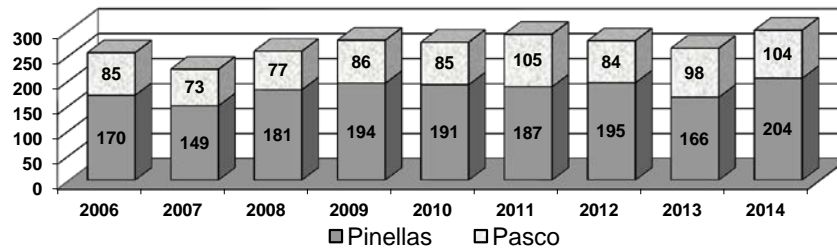
Homicide Method of Injury



SUICIDE DEATH INVESTIGATIONS

	2006	2007	2008	2009	2010	2011	2012	2013	2014
Pinellas	170	149	181	194	191	187	195	166	204
Pasco	85	73	77	86	85	105	84	98	104
Total	255	222	258	280	277	292	279	264	308

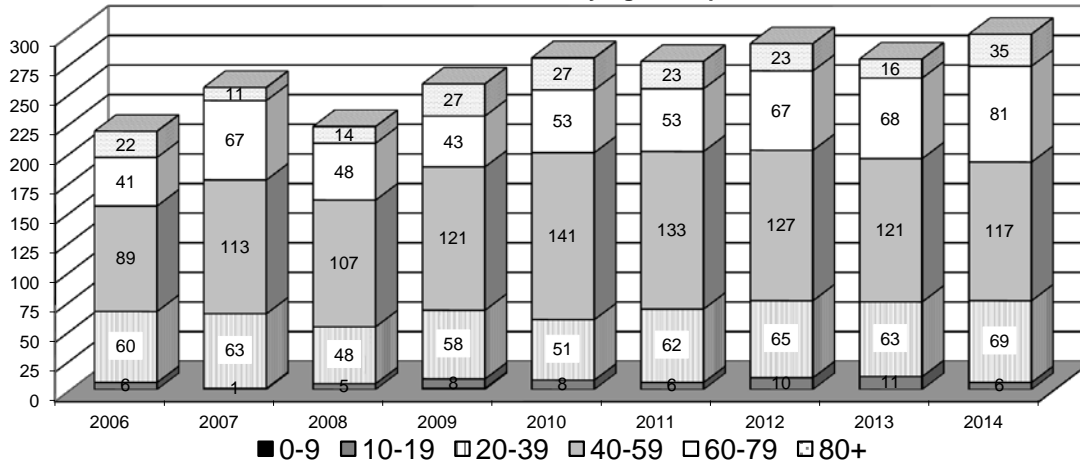
Suicide Death Investigations



SUICIDE GENDER	2006	2007	2008	2009	2010	2011	2012	2013	2014
Male	188	165	194	221	216	223	199	187	234
Female	67	57	64	59	60	69	80	77	74

Age Group	2006	2007	2008	2009	2010	2011	2012	2013	2014
0-9				1	0	0	0	0	0
10-19	6	1	5	8	8	6	10	11	6
20-39	60	63	48	58	51	62	65	63	69
40-59	89	113	107	121	141	133	127	121	117
60-79	41	67	48	43	53	53	67	68	81
80+	22	11	14	27	27	23	23	16	35
Total	218	255	222	258	280	277	292	279	308

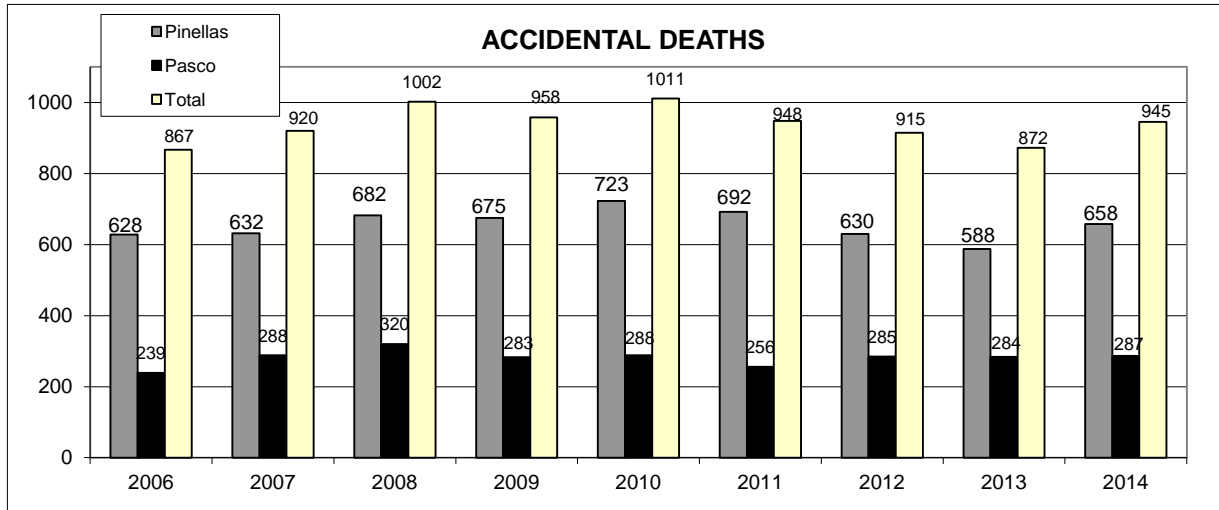
Suicide Deaths by Age Group



ACCIDENTAL DEATH INVESTIGATIONS

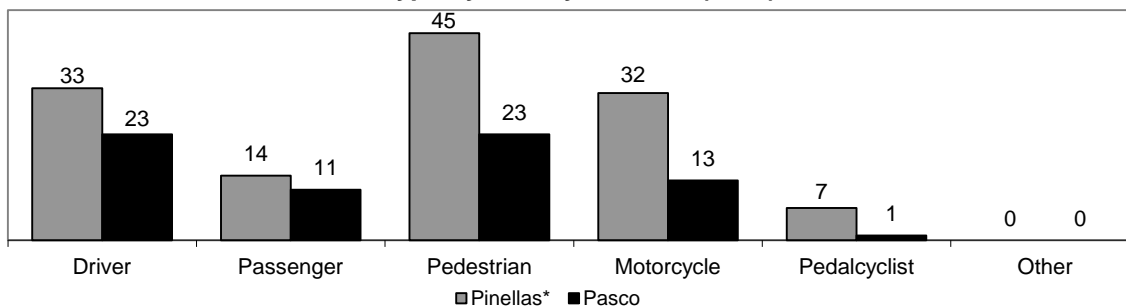
TOTAL ACCIDENTAL DEATHS (Motor Vehicle Accident (MVA) & Non-Motor Vehicle Accident)

	2006	2007	2008	2009	2010	2011	2012	2013	2014
Pinellas	628	632	682	675	723	692	630	588	658
Pasco	239	288	320	283	288	256	285	284	287
Total	867	920	1002	958	1011	948	915	872	945



MOTOR VEHICLE DEATHS

MVA Type by County of Death (2014)



Traffic Fatalities by County of Death for Year 2014

*** Includes victims that sustained injuries in counties other than Pinellas & Pasco, but were taken to trauma hospitals in the District and eventually died in Pinellas or Pasco from injuries sustained in the other county**

	Pinellas*	Pasco	District
Driver	33	23	56
Passenger	14	11	25
Pedestrian	45	23	68
Motorcycle	32	13	45
Pedalcyclist	7	1	8
Other	0	0	0
Totals:	131	71	202

	2006	2007	2008	2009	2010	2011	2012	2013	2014
Driver	85	90	88	74	79	58	65	72	56
Passenger	38	46	30	25	28	20	28	24	25
Pedestrian	53	42	56	50	41	61	44	43	68
Motorcycle	42	57	55	37	41	46	40	32	45
Pedalcyclist	13	12	16	15	9	20	16	16	8
Other	18	4	4	7	6	4	5	1	0
Total	249	251	249	208	204	209	198	188	202

MOTOR VEHICLE DEATHS CONT..

DRIVERS	2006	2007	2008	2009	2010	2011	2012	2013	2014
Less than 20 Years of Age	5	10	6	4	1	3	2	2	1
20-29	16	17	18	15	12	11	16	10	15
30-39	9	6	16	6	9	4	5	5	11
40-49	16	11	14	7	13	5	4	11	4
50-59	9	18	7	11	10	11	9	14	8
60-69	7	7	5	8	11	5	8	13	9
70-79	11	6	14	11	9	10	9	6	1
80-89	10	12	7	10	10	6	11	8	6
90+	2	3	1	2	4	3	1	3	1
Totals	85	90	88	74	79	58	65	72	56

MOTOR VEHICLE FATALITY TYPE BY COUNTY OF INJURY**Pinellas County**

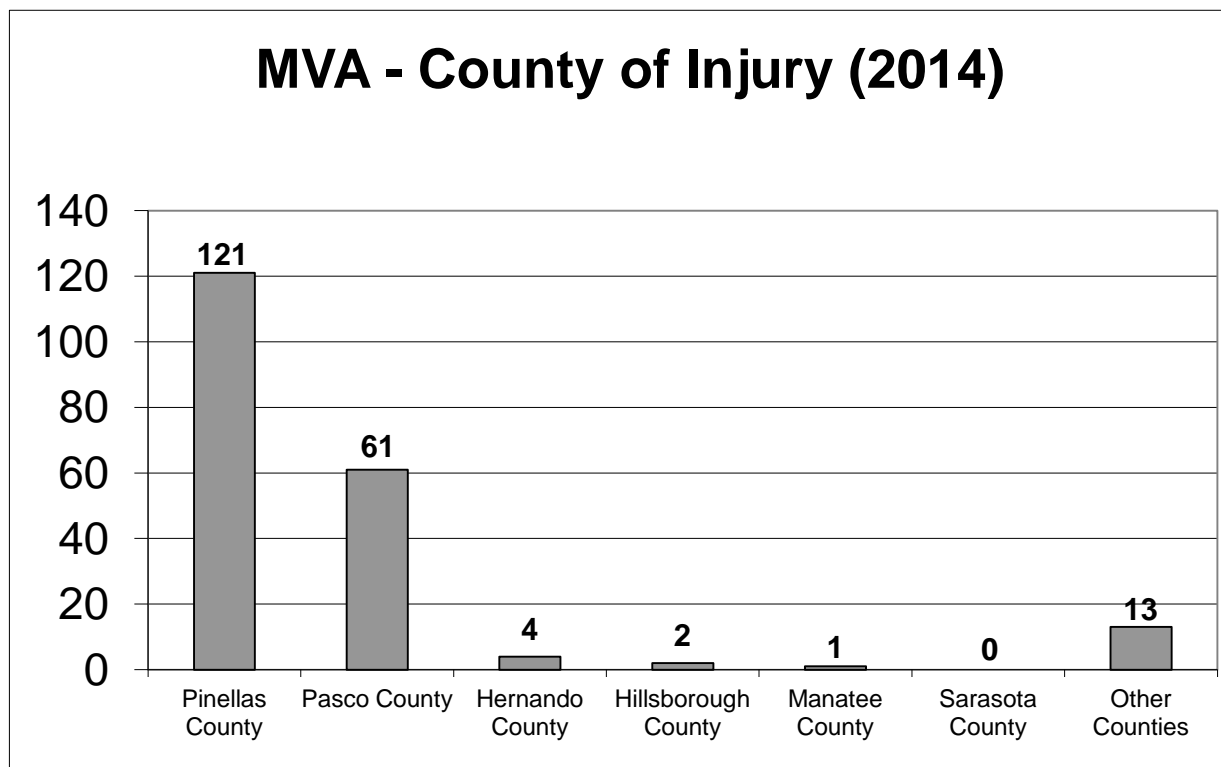
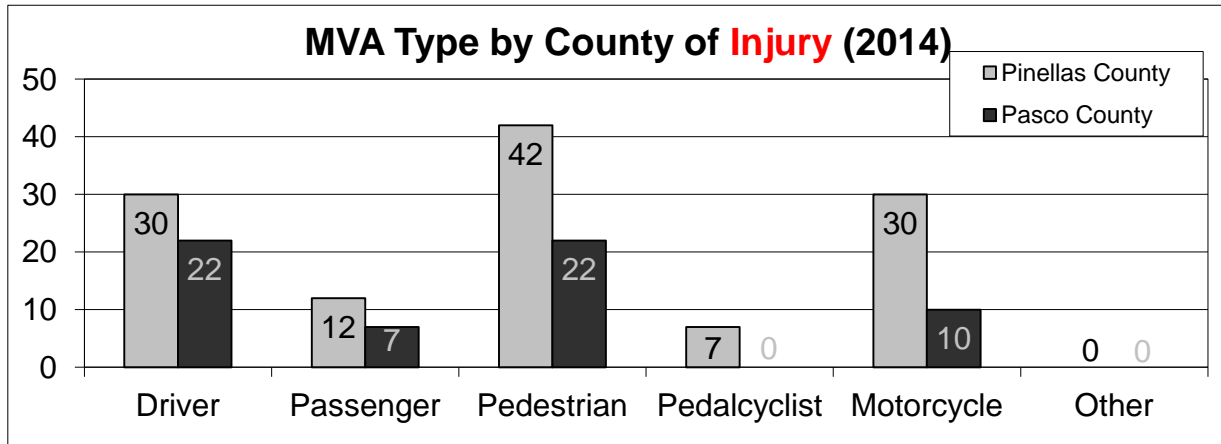
LOCATION	Driver	Passenger	Pedestrian	Pedalcyclist	Motorcycle	Other	Total
US 19	4	3	6	1	5	0	19
ALT 19	1	0	2	1	1	0	5
I-275	4	0	0	0	1	0	5
49th St. SP	2	0	2	0	1	0	5
McM-Booth	1	0	0	1	0	0	2
Gulf Blvd	1	0	4	0	0	0	5
Belcher	0	0	0	0	4	0	4
Starkey/Keene	1	0	1	0	1	0	3
Ulmerton	0	0	2	0	1	0	3
SR 60 G-B	0	0	3	0	1	0	4
Pk./Gandy Blv	2	2	2	1	1	0	8
All Others	14	7	20	3	14	0	58
Total	30	12	42	7	30	0	121

Pasco County

LOCATION	Driver	Passenger	Pedestrian	Pedalcyclist	Motorcycle	Other	Total
US 19	1	1	8	0	0	0	10
I-75	3	0	1	0	1	0	5
Suncoast	0	0	0	0	0	0	0
US 301	2	2	0	0	1	0	5
US 41	2	2	0	0	0	0	4
SR 52	1	0	2	0	1	0	4
SR 54	4	0	3	0	2	0	9
Little Road	0	2	1	0	0	0	3
All Others	9	0	7	0	5	0	21
Total	22	7	22	0	10	0	61

Out of District Location

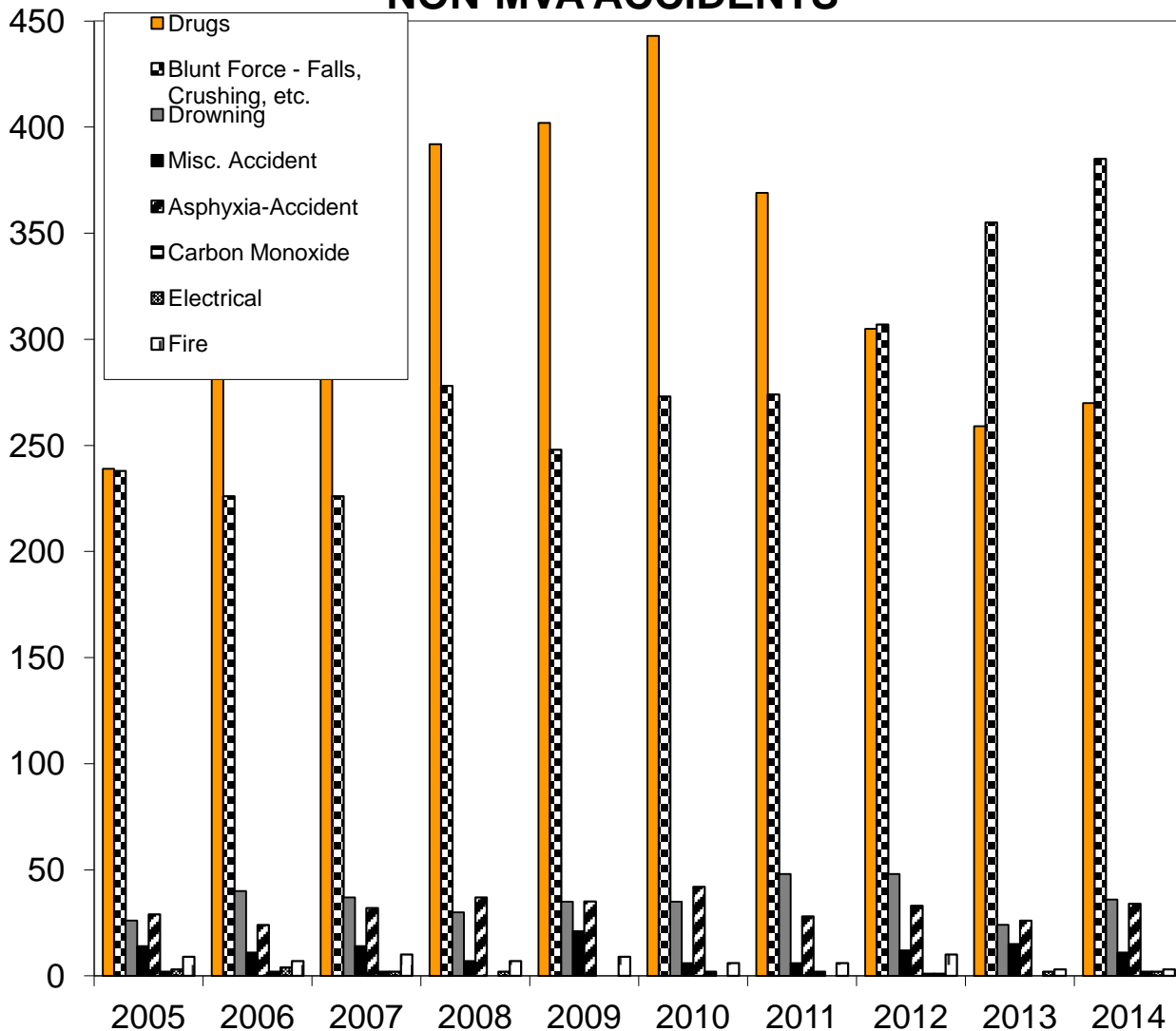
	Total
Hernando County	4
Hillsborough County	2
Manatee County	1
Sarasota County	0
Other Counties	13
Total	20



NON-MOTOR VEHICLE RELATED ACCIDENTS

	2005	2006	2007	2008	2009	2010	2011	2012	2013	2014
Drugs	239	304	346	392	402	443	369	305	259	270
Blunt Force - Falls, Crushing, etc.	238	226	226	278	248	273	274	307	355	385
Drowning	26	40	37	30	35	35	48	48	24	36
Misc. Accident	14	11	14	7	21	6	6	12	15	11
Asphyxia-Accident	29	24	32	37	35	42	28	33	26	34
Carbon Monoxide	2	2	2	0	0	2	2	1	0	2
Electrical	3	4	2	2	0	0	0	1	2	2
Fire	9	7	10	7	9	6	6	10	3	3
Total	560	618	669	753	750	807	733	717	684	743

NON-MVA ACCIDENTS



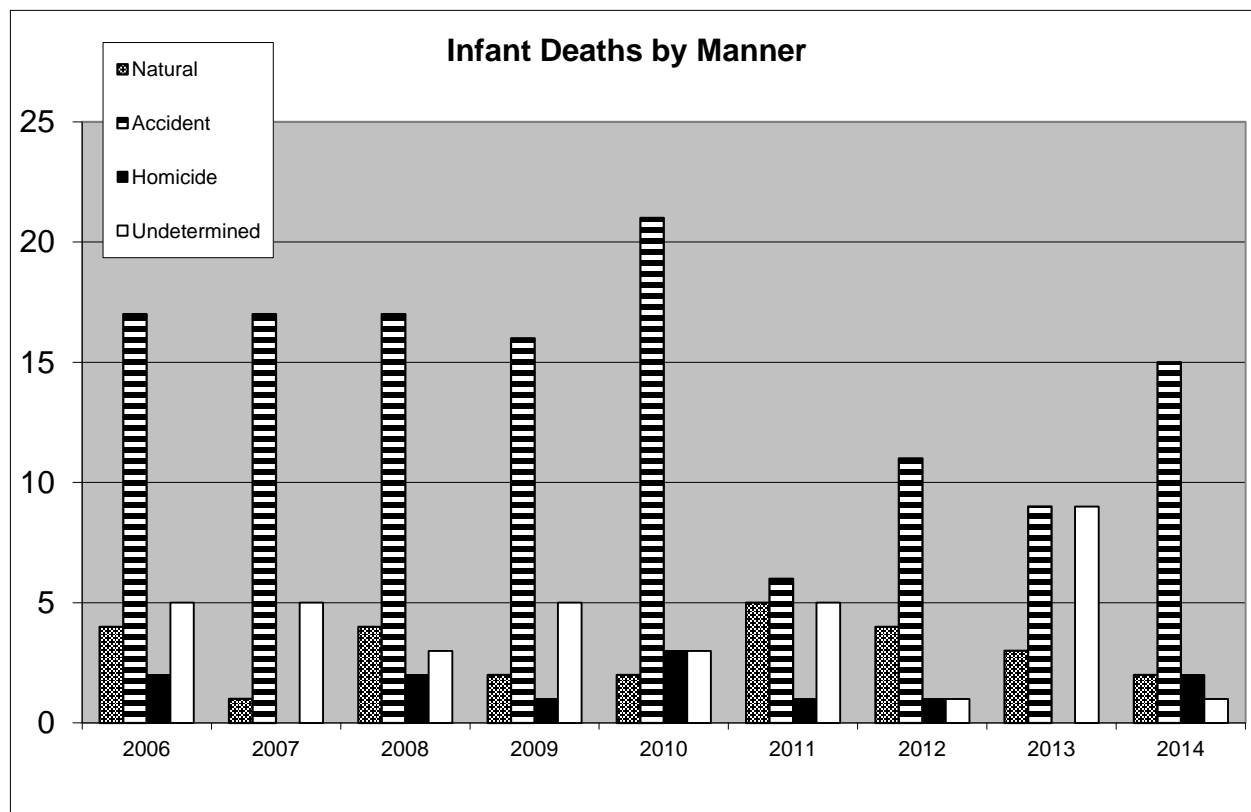
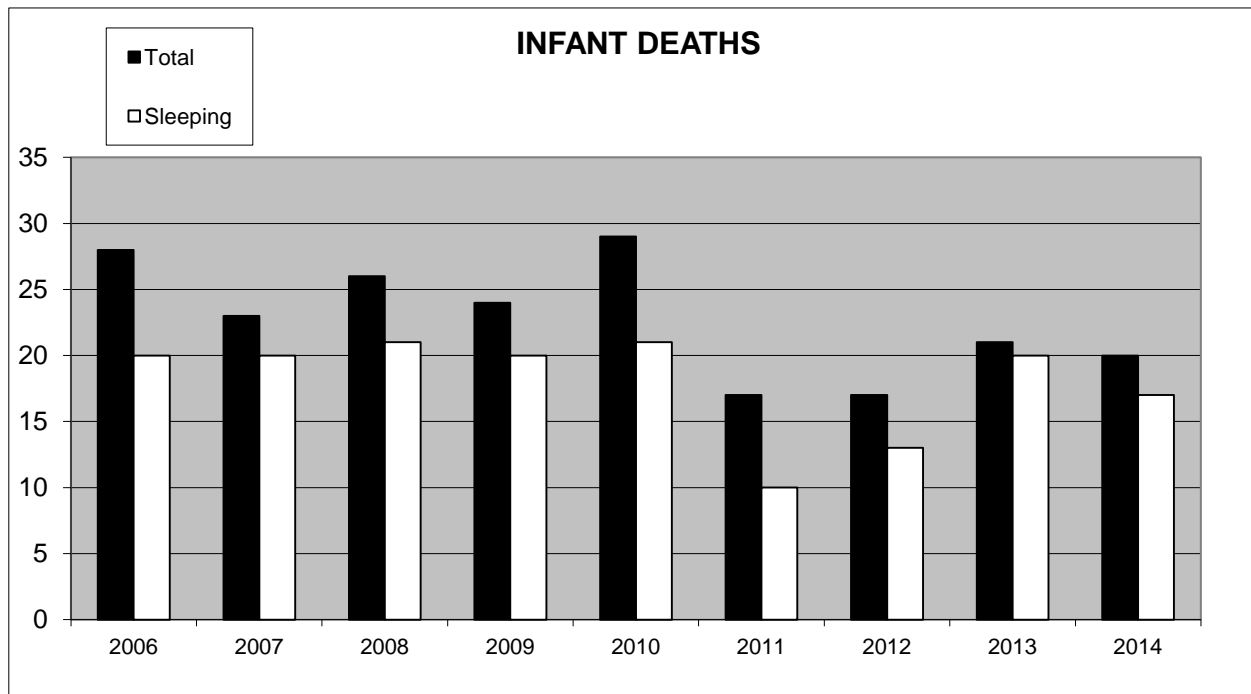
INFANT DEATHS									
---------------	--	--	--	--	--	--	--	--	--

	2006	2007	2008	2009	2010	2011	2012	2013	2014
Total	28	23	26	24	29	17	17	21	20
Sleeping	20	20	21	20	21	10	13	20	17
% Sleeping	71.4%	87.0%	80.8%	83.3%	72.4%	58.8%	76.5%	95.2%	85.0%
Co-sleeping	9	13	13	10	14	5	6	9	9
Sleeping Alone Total	8	7	8	10	7	5	7	11	8
Alone on Stomach	6	4	6	7	4	3	4	8	3
Alone on Back	0	2	1	1	2	2	2	1	2
Alone Unknown	1	1	1	2	1	0	1	2	3
unknown/unclear	1	0	0	0	0	0	0	1	0
	2006	2007	2008	2009	2010	2011	2012	2013	2014
Natural	4	1	4	2	2	5	4	3	2
Accident	17	17	17	16	21	6	11	9	15
Homicide	2	0	2	1	3	1	1	0	2
Undetermined	5	5	3	5	3	5	1	9	1
Total	28	23	26	24	29	17	17	21	20

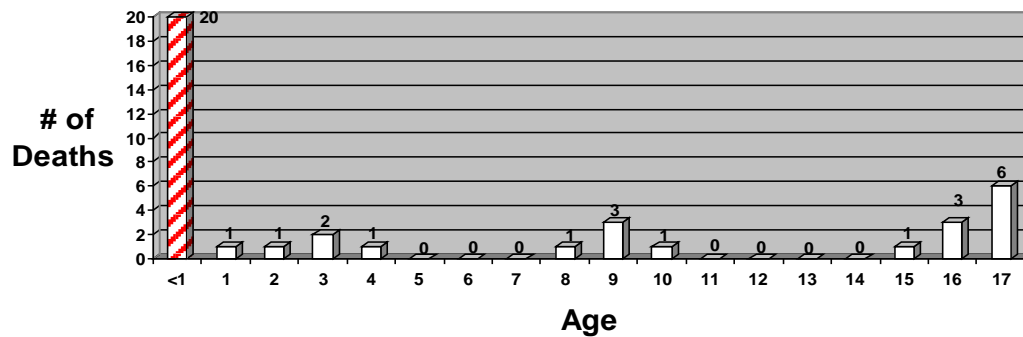
Of the 17 sleep associated infant deaths in 2014, only 1 of the infants died while reportedly sleeping in safe circumstances (alone, on their back, and on a device designed for infant sleeping), and that infant died from a sleep apnea condition. 9 of the infants died while sleeping with others (Co-Sleeping), and 3 died while put to sleep face down. 1 infant died after getting wedged between the mattress & headboard of adult bed, and another was found to be wrapped in a full size comforter.

	2005	2006	2007	2008	2009	2010	2011	2012	2013	2014
SIDS *	0	0	0	0	0	0	0	0	0	0
Natural disease or illness	0	4	1	4	2	2	5	4	3	2
Asphyxia - Accident	12	14	14	17	15	17	5	10	9	14
Blunt force - Accident	1	0	1	0	1	1	0	0	0	2
Other Accident	3	3	2	0	0	3	1	1	0	0
Blunt force - Homicide	2	0	0	2	1	3	1	1	0	0
Undetermined	6	5	5	3	5	3	5	1	9	1
Other Homicide	1	2	0	0	0	0	0	0	0	1

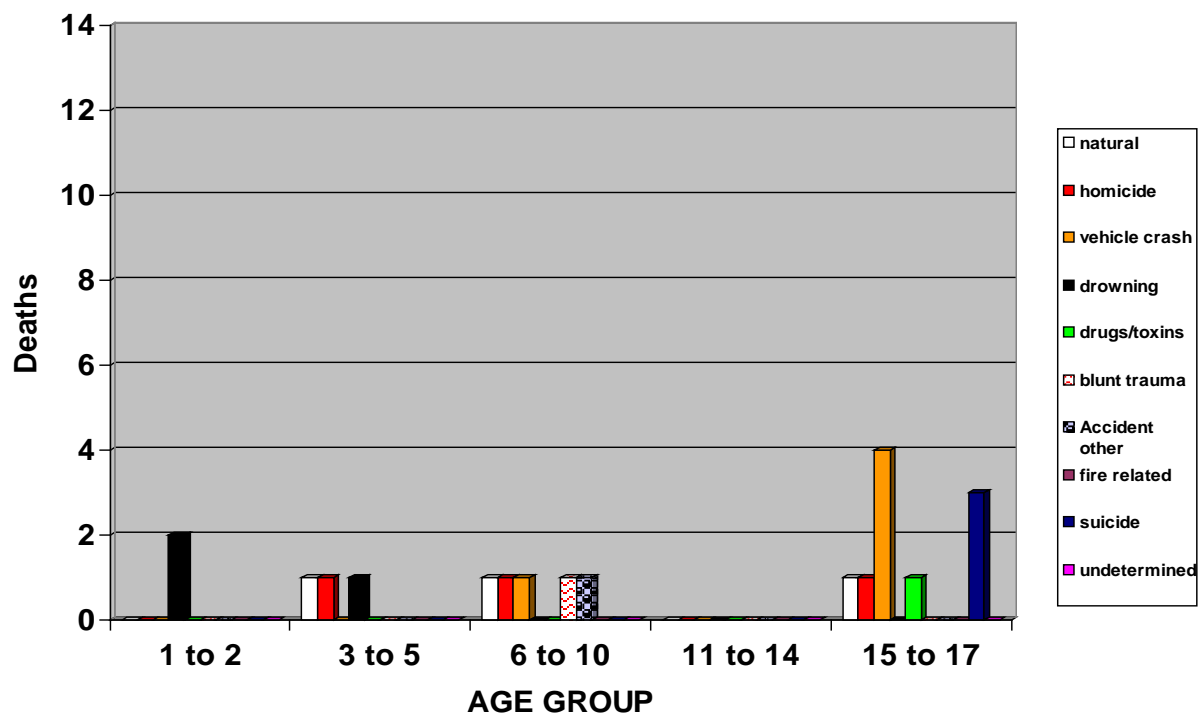
* **Sudden Infant Death Syndrome (SIDS):** the death of an infant less than one year of age which remains unexplained after thorough case investigation, including performance of a complete autopsy, examination of the death scene, and review of the clinical history. Thus, SIDS is a diagnosis by exclusion. (Willinger et al, 1991).

INFANT DEATHS CONT..

INFANT/CHILD DEATHS BY AGE (2014)



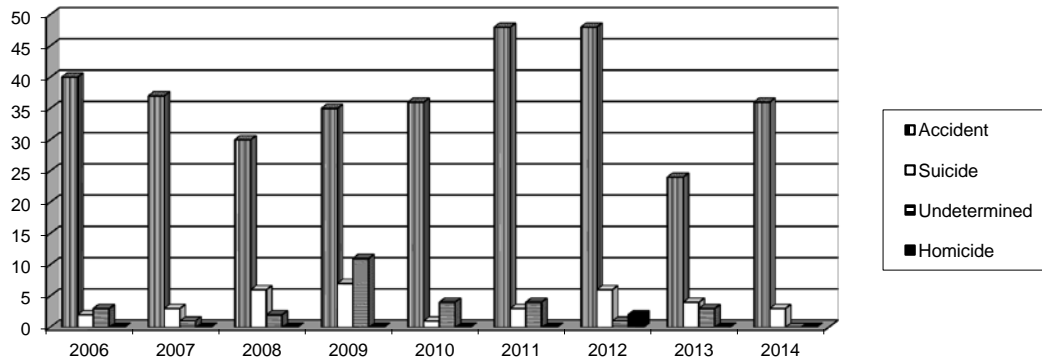
CHILD DEATHS BY TYPE (2014)



DROWNINGS BY MANNER OF DEATH

	2006	2007	2008	2009	2010	2011	2012	2013	2014
Accident	40	37	30	35	36	48	48	24	36
Suicide	2	3	6	7	1	3	6	4	3
Undetermined	3	1	2	11	4	4	1	3	0
Homicide	0	0	0	0	0	0	2	0	0

DROWNINGS BY MANNER



DROWNING BY AGE GROUP

	2006	2007	2008	2009	2010	2011	2012	2013	2014
0-10	6	6	3	8	10	8	12	1	3
11-30	1	6	5	7	3	3	3	4	4
31-50	19	10	12	15	11	15	12	7	10
51-70	11	13	9	16	10	15	17	15	14
71+	8	6	9	7	7	14	13	4	8

DROWNING AGE 0-5 YEARS

Pool	5	4	3	6	9	7	7	1	2
Bathtub	1	0	0	2	1	0	1	0	0
Other	0	0	0	0	0	1	1	0	1

ACCIDENTAL DROWNING BY LOCATION

Swimming Pool	10	16	6	18	17	22	16	8	10
Gulf waters	5	6	13	13	10	15	14	5	13
Lake/Pond	5	5	8	9	4	3	3	2	5
Tampa Bay waters	7	5	1	2	0	2	2	1	2
Bathtub	6	2	2	6	4	2	3	1	1
Spa	4	1	0	2	1	0	0	1	1
Canal	3	1	0	1	0	1	3	3	1
River	0	0	0	1	0	2	0	2	1
Other Misc.	0	1	0	1	0	1	7	1	2
Total	40	37	30	53	36	48	48	24	36

TOXICOLOGY

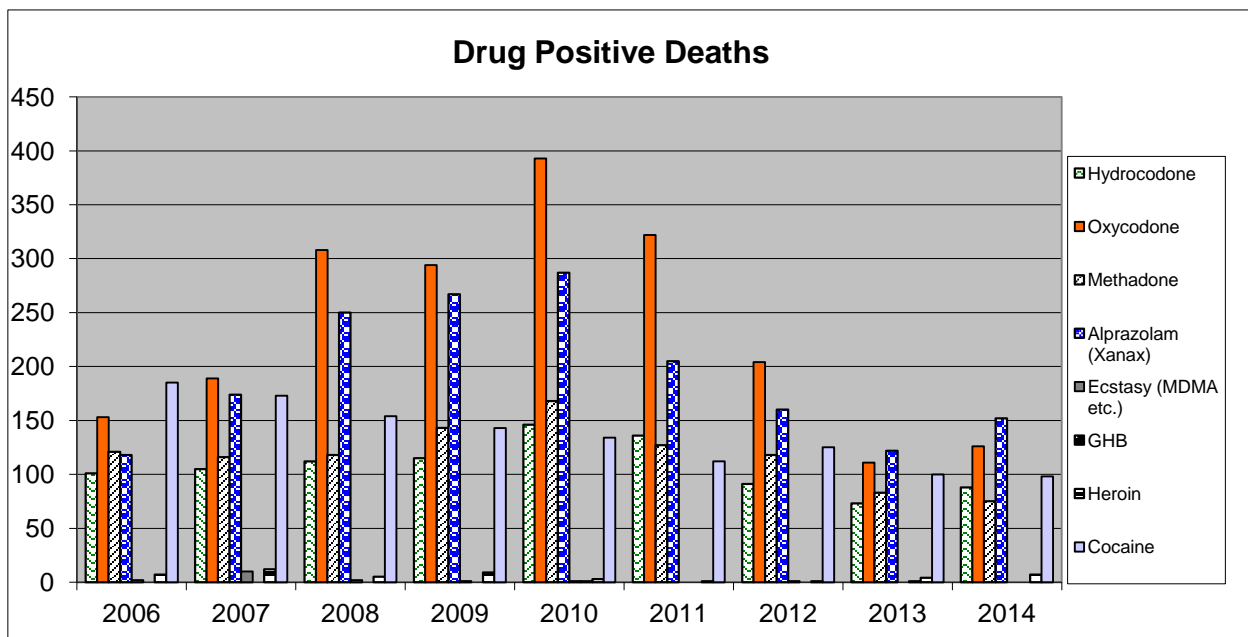
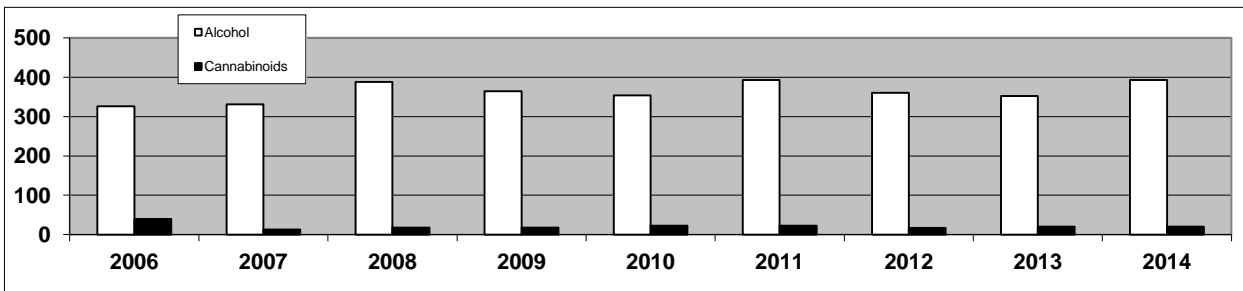
MEDICAL EXAMINER CASES WHERE TOXICOLOGY WAS PERFORMED

	2006	2007	2008	2009	2010	2011	2012	2013	2014
Cases submitted to Toxicology	1401	1361	1460	1492	1576	1492	1392	1247	1300
Cases where Toxicology was performed	1144	1066	1119	1174	1218	1142	1047	952	1028

MEDICAL EXAMINER CASES TESTING POSITIVE FOR DRUGS

	2006	2007	2008	2009	2010	2011	2012	2013	2014
Alcohol	326	331	388	364	354	393	360	352	393
Cannabinoids	40	13	18	18	23	23	17	20	20

	2006	2007	2008	2009	2010	2011	2012	2013	2014
Hydrocodone	101	105	112	115	146	136	91	73	88
Oxycodone	153	189	308	294	393	322	204	111	126
Methadone	121	116	118	143	168	127	118	83	75
Alprazolam (Xanax)	118	174	250	267	287	205	160	122	152
Ecstasy (MDMA etc.)	2	10	2	1	1	0	1	0	0
GHB	0	0	0	0	1	0	0	1	0
Heroin	7	12	5	9	3	1	1	4	7
Cocaine	185	173	154	143	134	112	125	100	98

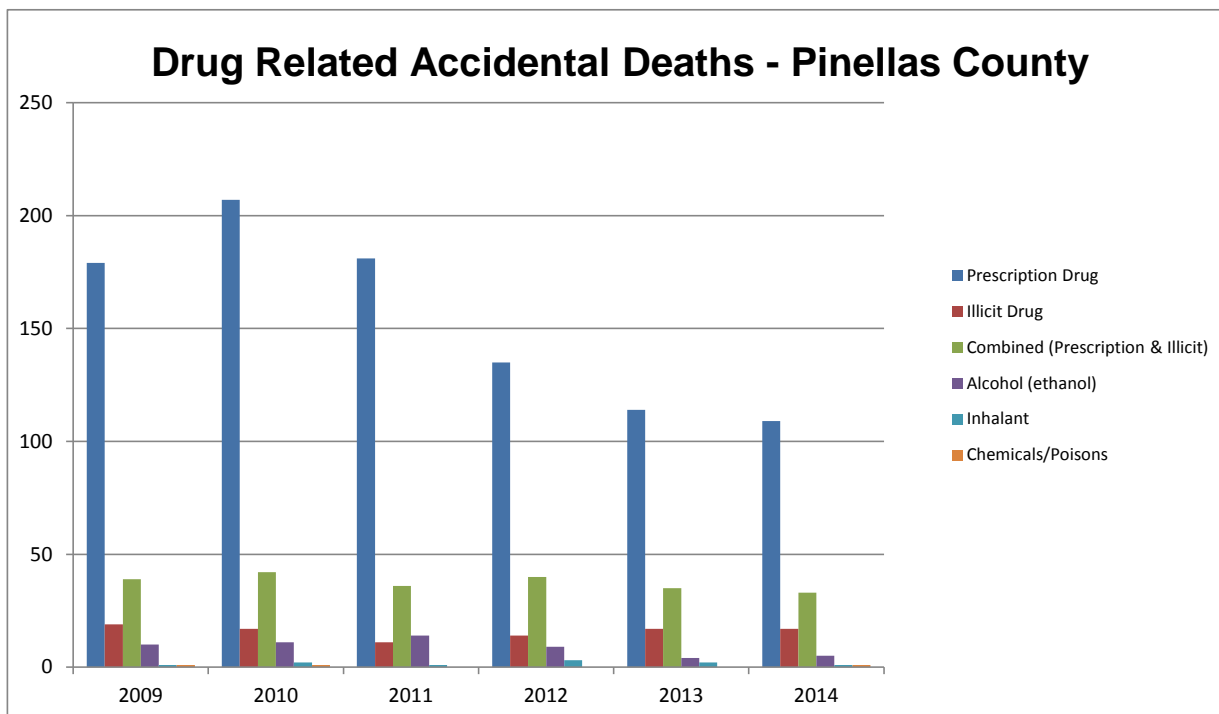


Toxicology Continued....

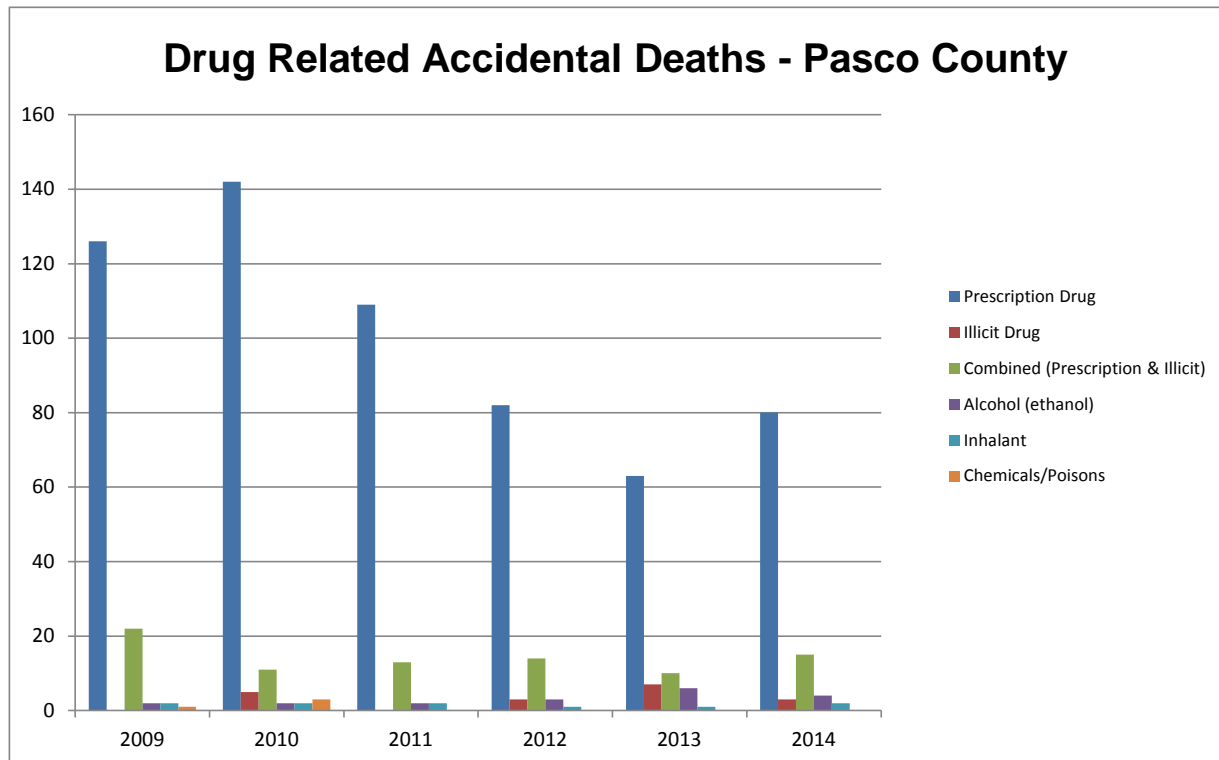
DRUGS or TOXIN RELATED CAUSE OF DEATH (Accidental Manner)

<u>Pinellas</u>	<u>2009</u>	<u>2010</u>	<u>2011</u>	<u>2012</u>	<u>2013</u>	<u>2014</u>
Prescription Drug	179	207	181	135	114	109
Illicit Drug	19	17	11	14	17	17
Combined (Prescription & Illicit)	39	42	36	40	35	33
Alcohol (ethanol)	10	11	14	9	4	5
Inhalant	1	2	1	3	2	1
Chemicals/Poisons	1	1	0	0	0	1
Total Drug Related	249	280	243	201	172	166

<u>Pasco</u>	<u>2009</u>	<u>2010</u>	<u>2011</u>	<u>2012</u>	<u>2013</u>	<u>2014</u>
Prescription Drug	126	142	109	82	63	80
Illicit Drug	0	5	0	3	7	3
Combined (Prescription & Illicit)	22	11	13	14	10	15
Alcohol (ethanol)	2	2	2	3	6	4
Inhalant	2	2	2	1	1	2
Chemicals/Poisons	1	3	0	0	0	0
Total Drug Related	153	165	126	103	87	104



Toxicology Continued....



UNIDENTIFIED PERSONS										
----------------------	--	--	--	--	--	--	--	--	--	--

	2005	2006	2007	2008	2009	2010	2011	2012	2013	2014
Pinellas	1	0	0	1	0	1	0	0	0	0
Pasco	0	0	0	0	1	1	0	0	0	0
Total	1	0	0	1	1	2	0	0	0	0
				ID'd 05/10		ID'd 10/11 ID'd 08/11				

2005

#5050078

Date Found: 1/12/2005
 Location Found: 44000 Block of U.S. 19 North, Tarpon Springs - Skeletal remains found in wooded area
 Race: White (estimated)
 Gender: Male (estimated)
 Age: 40 - 55 (estimated)
 Height: 5' 8" - 6' 3" (estimated)
 Weight: Unknown
 Hair Color: Unknown
 Eye Color: Unknown
 Law Enforcement Agency: Tarpon Springs Police Department
 Agency Case #: 05-142
 NamUs #: UP 116 <https://identifyus.org/cases/116>



SSTEINBERG
 08-14-2013
 MEO 5050078
 DISTRICT 6 MEO



SSTEINBERG
 08-14-2013
 MEO 5050078
 DISTRICT 6 MEO

<https://identifyus.org/cases/116>

2009**#5091701**

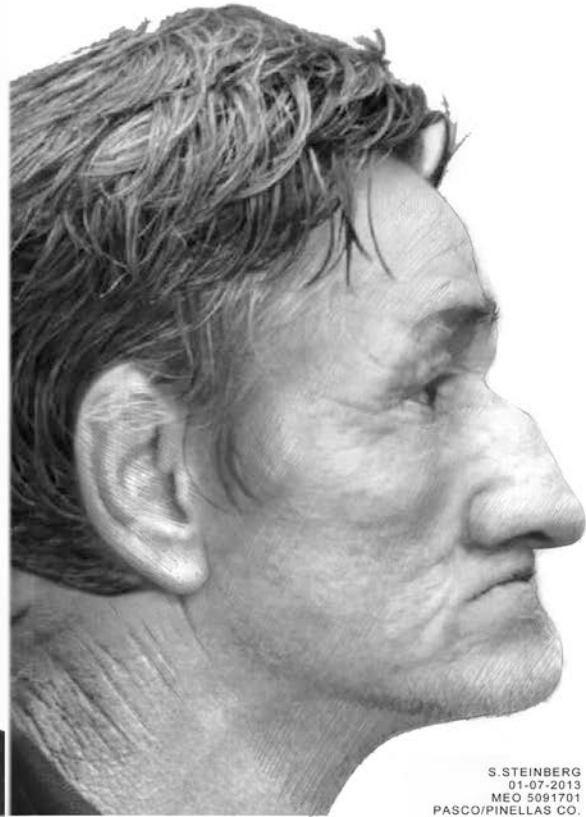
Date Found: 11/20/2009
Location Found: 11721 U.S. Hwy 19, Port Richey, FL 34668 (Pasco County, Wooded area)
Race: White
Gender: Male
Age: 39 - 65
Height: 5' 11"
Weight: unk.
Hair Color: unk.
Eye Color: unk.
Law Enforcement Agency: Pasco County Sheriff's Office
Agency Case #: 09-68244
Other Information: Unidentified white male was found in a wooded area near the USA Flea Market in Port Richey, FL. Decedent was decomposing and partially burned. Transients are known to frequent the area. Believed to have died within 1 month or less of being found.
Clothing: Dark colored Joe Boxer underwear/pants/shorts size Large. Light colored shirt
NamUs #: UP 6598 <https://identifyus.org/cases/6598>
NCIC Unidentified #: U100023034

<https://identifyus.org/cases/6598>

Unidentified Persons cont.....

2009 (Continued...)
#5091701

<https://identifyus.org/cases/6598>



INDIGENT / UNCLAIMED

Medical Examiner Cases Released as Indigent/Unclaimed *

	2006	2007	2008	2009	2010	2011	2012	2013	2014
Pinellas	39	39	44	45	58	146	125	101	98
Pasco	11	17	24	20	12	45	52	42	52
Total:	50	56	68	65	70	191	177	143	150

* Only reflects Medical Examiner cases, not all District deaths. May have later been determined to not be indigent or unclaimed.

Organ & Tissue Donation

	2007	2008	2009	2010	2011	2012	2013	2014
Organ Donations	29	28	37	25	41	22	15	39
Tissue Donations	55	48	51	28	38	43	54	63
Corneal Donations	90	96	143	104	107	135	123	150

* Only reflects the number of organ and/or tissue donations for Medical Examiner cases, not all District deaths.

Exhumations

	2006	2007	2008	2009	2010	2011	2012	2013	2014
Pinellas	0	0	0	0	4	0	0	0	0
Pasco	0	0	0	0	2	0	0	0	0
Total:	0	0	0	0	6	0	0	0	0