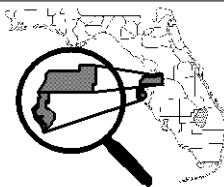


**MEDICAL EXAMINER**  
**District Six**

**Pasco & Pinellas Counties**



10900 Ulmerton Road  
Largo, FL 33778  
727-582-6800  
(Fax 727-582-6820)  
[www.pinellascounty.org/forensics](http://www.pinellascounty.org/forensics)

# **YEAR 2013**

# **MEDICAL EXAMINER**

# **ANNUAL REPORT**

**Published 9/30/2014**

# TABLE OF CONTENTS

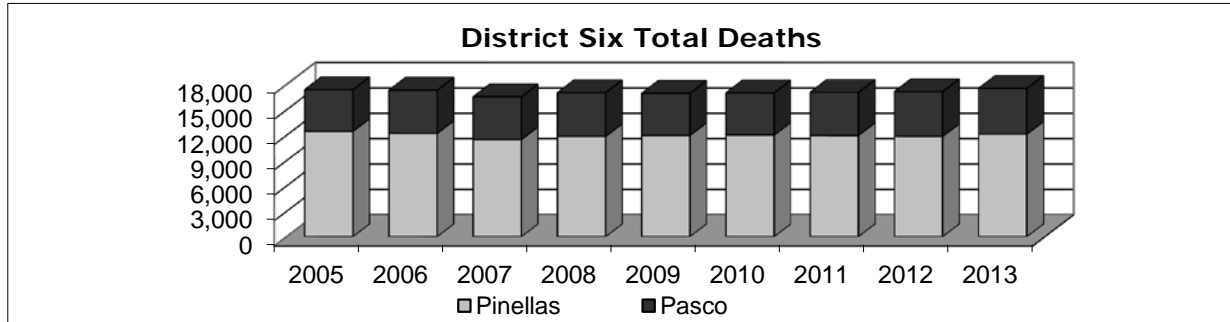
<b>Section:</b>	<b>Page #:</b>
Population, District Deaths, Cases Accepted	3
Workload by Type of Examination	4
Scenes Investigated, Persons Transported	5
Deaths By Manner of Death	6
Homicide Investigations	7
Suicide Investigations	8
Accidental Deaths, Motor Vehicle Deaths	9 - 11
Accidental Deaths, Non-Motor Vehicle Related	12
Infant Deaths	13 - 15
Infant & Child Deaths (age 1-17)	15
Drowning Deaths	16
Toxicology - Drug Positive & Drug Cause of Death	17 - 19
Unidentified Persons	20 - 22
Indigent / Unclaimed Persons	23
Organ & Tissue Donation	23
Exhumations	23

	2005	2006	2007	2008	2009	2010	2011	2012	2013
<b>Population *</b>									
Pinellas	947,744	924,413	917,437	940,645	931,113	916,542	917,398	920,381	926,610
Pasco	406,857	450,171	462,715	441,188	438,668	464,697	466,457	468,562	473,566
Total	1,354,601	1,374,584	1,380,152	1,381,833	1,369,781	1,381,239	1,383,855	1,388,943	1,400,176

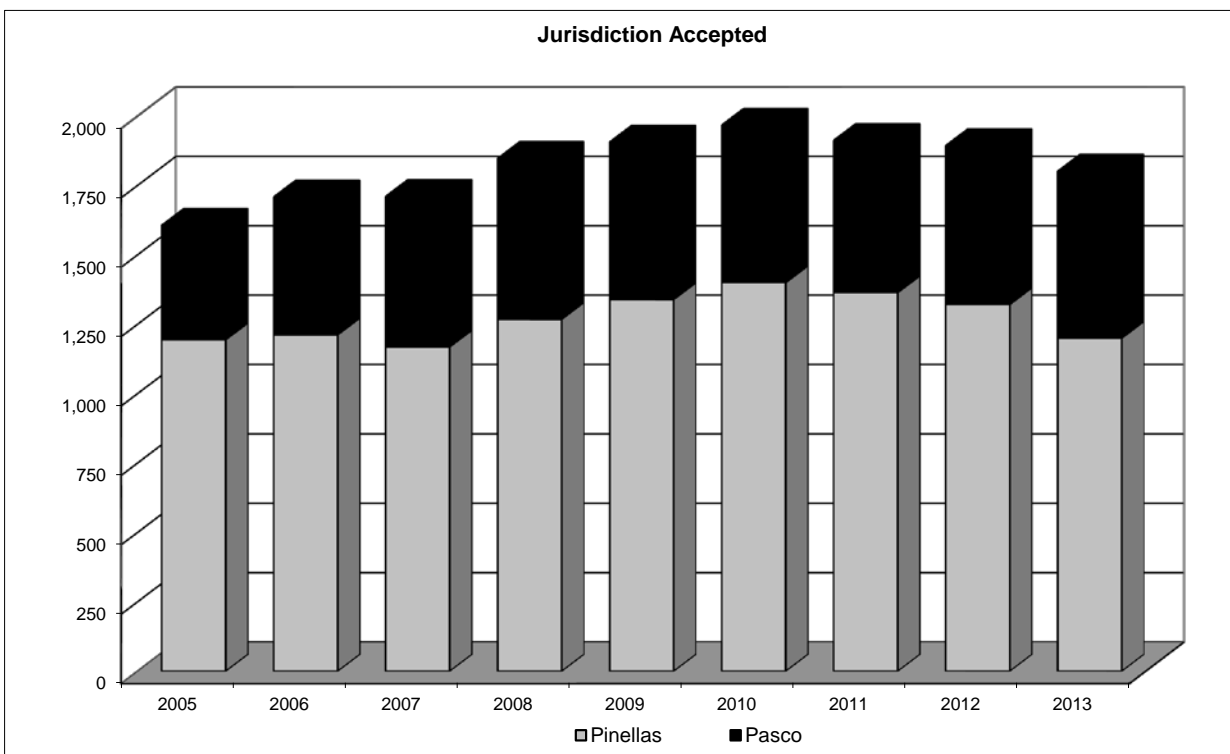
\* SOURCE: University of Florida Bureau of Economic and Business Research. (<http://www.behr.ufl.edu/population>)

	2005	2006	2007	2008	2009	2010	2011	2012	2013
<b>District Deaths *</b>									
Pinellas	12,447	12,207	11,484	11,859	11,968	12,012	11,961	11,850	12,122
Pasco	4,926	5,108	5,053	5,161	4,978	4,981	5,104	5,294	5,411
Total	17,373	17,315	16,537	17,020	16,946	16,993	17,065	17,144	17,533

\* SOURCE: Office of Vital Statistics, Florida Department of Health (<http://www.flpublichealth.com/VSBOOK/VSBOOK.aspx>)

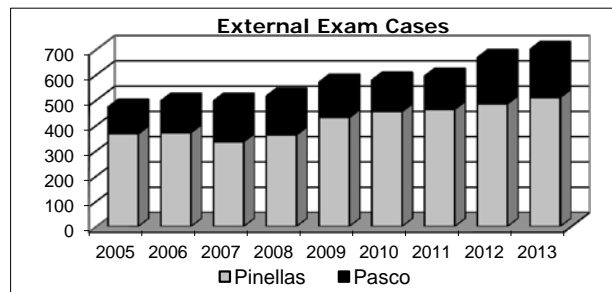
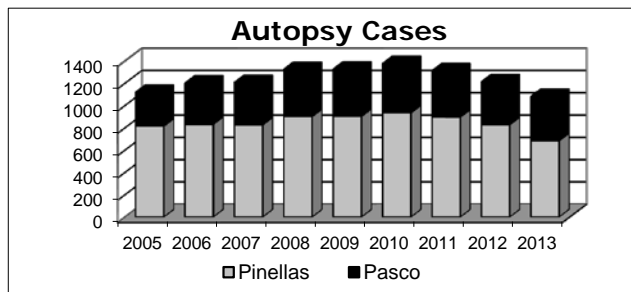


	2005	2006	2007	2008	2009	2010	2011	2012	2013
<b>Cases Accepted</b>									
Pinellas	1,194	1,212	1,168	1,268	1,339	1,400	1,364	1,321	1,200
Pasco	412	496	542	579	567	567	548	572	601
Total	1,606	1,708	1,710	1,847	1,906	1,967	1,912	1,893	1,801

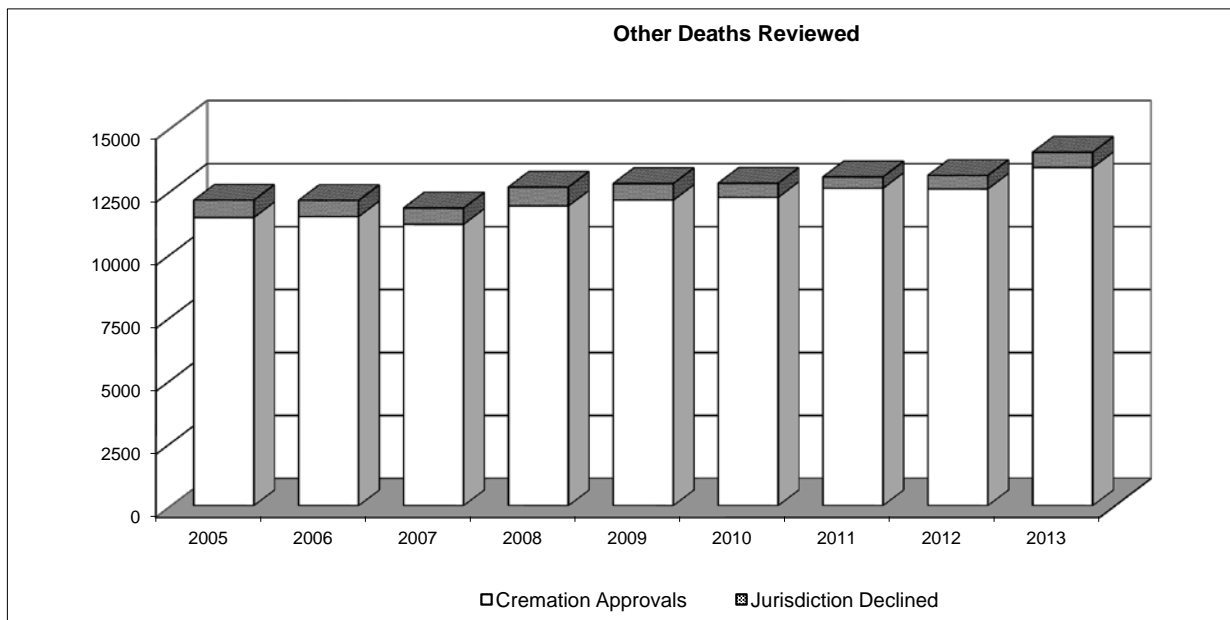


**WORKLOAD BY TYPE OF EXAMINATION:**

	2005	2006	2007	2008	2009	2010	2011	2012	2013
<b>Autopsies</b>									
Pinellas	816	832	827	902	904	935	897	829	685
(Partial Autopsies)	12	9	6	4	5	11	4	7	5
Pasco	303	369	380	423	423	442	415	385	396
(Partial Autopsies)	3	2	1	3	4	1	2	5	4
Total	1,134	1,212	1,214	1,332	1,336	1,389	1,318	1,226	1,090
<b>External Exams</b>									
Pinellas	366	371	335	362	430	454	463	485	510
Pasco	106	125	161	153	140	124	131	182	201
Total	472	496	496	515	570	578	594	667	711

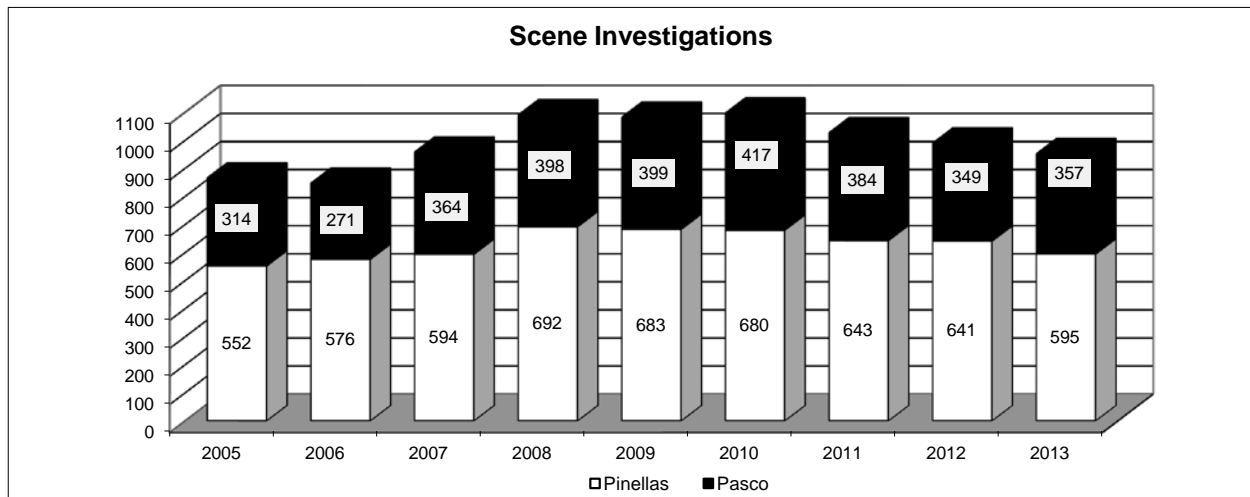


<b>Cremation Approvals</b>	2005	2006	2007	2008	2009	2010	2011	2012	2013
Pinellas	8,297	8,194	7,862	8,339	8,648	8,691	8,849	8,706	9,280
Pasco	3,140	3,282	3,309	3,560	3,479	3,549	3,750	3,866	4,146
Total	11,437	11,476	11,171	11,899	12,127	12,240	12,599	12,572	13,426
<b>Jurisdiction Declined</b>	2005	2006	2007	2008	2009	2010	2011	2012	2013
Pinellas	499	471	452	541	479	404	309	405	437
Pasco	187	169	188	204	178	151	139	130	163
Total	686	640	640	745	657	555	448	535	600



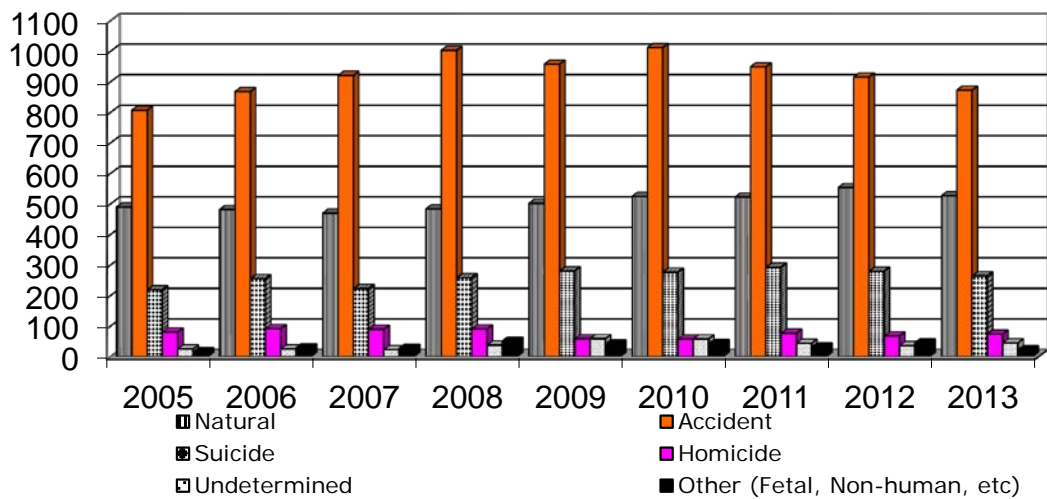
<b>Decedent Transportation</b>	<b>2006</b>	<b>2007</b>	<b>2008</b>	<b>2009</b>	<b>2010</b>	<b>2011</b>	<b>2012</b>	<b>2013</b>
<b><u>Pinellas</u></b>								
Medical Examiner Office	1202	1153	1258	1281	1340	1315	1256	1030
Tissue Banks	10	14	12	8	6	9	5	6
Other	10	24	42	34	25	25	37	16
<b>Total Pinellas</b>	<b>1222</b>	<b>1191</b>	<b>1312</b>	<b>1323</b>	<b>1371</b>	<b>1349</b>	<b>1298</b>	<b>1052</b>
<b><u>Pasco</u></b>								
Medical Examiner Office	495	539	581	561	562	548	560	538
Tissue Banks	2	1	0	1	0	0	3	6
Other	1	1	3	1	1	0	2	1
<b>Total Pasco</b>	<b>498</b>	<b>541</b>	<b>584</b>	<b>563</b>	<b>563</b>	<b>548</b>	<b>565</b>	<b>545</b>
<b>District Total Transported</b>	<b>1,720</b>	<b>1,732</b>	<b>1,896</b>	<b>1,886</b>	<b>1,934</b>	<b>1,897</b>	<b>1,863</b>	<b>1,597</b>

<b>Scene Investigations</b>	<b>2005</b>	<b>2006</b>	<b>2007</b>	<b>2008</b>	<b>2009</b>	<b>2010</b>	<b>2011</b>	<b>2012</b>	<b>2013</b>
Pinellas	552	576	594	692	683	680	643	641	595
Pasco	314	271	364	398	399	417	384	349	357
<b>Total</b>	<b>866</b>	<b>847</b>	<b>958</b>	<b>1,090</b>	<b>1,082</b>	<b>1,097</b>	<b>1,027</b>	<b>990</b>	<b>952</b>



<b>District Deaths by Manner of Death</b>	<b>2005</b>	<b>2006</b>	<b>2007</b>	<b>2008</b>	<b>2009</b>	<b>2010</b>	<b>2011</b>	<b>2012</b>	<b>2013</b>
Natural	489	481	469	483	501	524	522	553	526
Accident	806	867	920	1002	957	1011	948	915	872
Suicide	218	255	222	258	280	276	292	279	264
Homicide	80	91	89	90	58	57	76	67	73
Undetermined	24	24	22	37	58	57	43	35	44
Other (Fetal, Non-human, etc)	15	28	26	50	41	42	31	44	22
<b>Total</b>	<b>1,632</b>	<b>1,746</b>	<b>1,748</b>	<b>1,920</b>	<b>1,895</b>	<b>1,967</b>	<b>1,912</b>	<b>1,893</b>	<b>1,801</b>

### District Deaths by Manner of Death



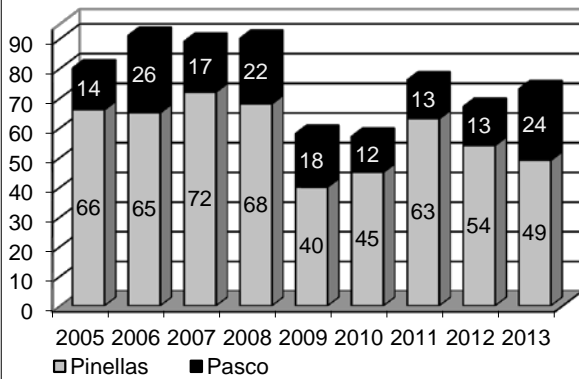
<b>TOTAL VIOLENT DEATHS</b>	<b>2003</b>	<b>2004</b>	<b>2006</b>	<b>2007</b>	<b>2008</b>	<b>2009</b>	<b>2010</b>	<b>2011</b>	<b>2012</b>	<b>2013</b>
	1,059	1,128	1,237	1,253	1,387	1,351	1,401	1,359	1,296	1,253

### HOMICIDE DEATH INVESTIGATIONS

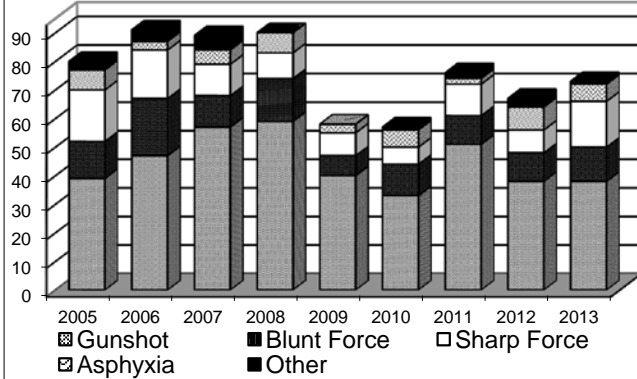
Homicides	2005	2006	2007	2008	2009	2010	2011	2012	2013
Pinellas	66	65	72	68	40	45	63	54	49
Pasco	14	26	17	22	18	12	13	13	24
<b>Total</b>	<b>80</b>	<b>91</b>	<b>89</b>	<b>90</b>	<b>58</b>	<b>57</b>	<b>76</b>	<b>67</b>	<b>73</b>

	2005	2006	2007	2008	2009	2010	2011	2012	2013
Gunshot	39	47	57	59	40	33	51	38	38
Blunt Force	13	20	11	15	7	11	10	10	12
Sharp Force	18	17	11	9	8	6	11	8	16
Asphyxia	7	3	5	7	3	6	2	8	6
Other	3	4	5	0	0	1	2	3	1

#### Homicide Death Investigations



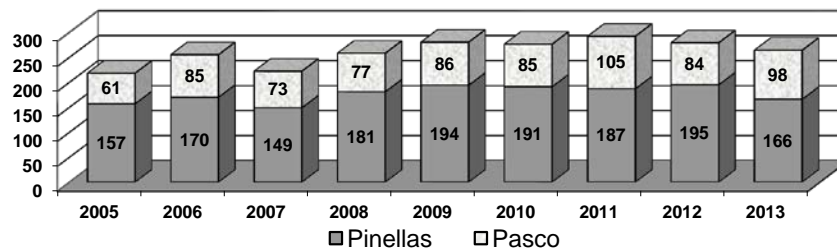
#### Homicide Method of Injury



## SUICIDE DEATH INVESTIGATIONS

	2005	2006	2007	2008	2009	2010	2011	2012	2013
Pinellas	157	170	149	181	194	191	187	195	166
Pasco	61	85	73	77	86	85	105	84	98
Total	218	255	222	258	280	277	292	279	264

**Suicide Death Investigations**

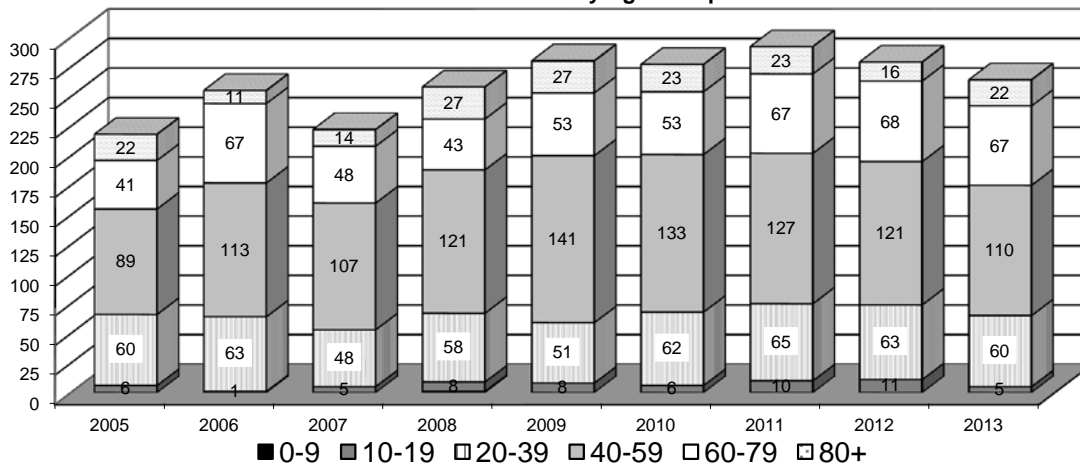


### SUICIDE GENDER

	2005	2006	2007	2008	2009	2010	2011	2012	2013
Male	172	188	165	194	221	216	223	199	187
Female	46	67	57	64	59	60	69	80	77

Age Group	2005	2006	2007	2008	2009	2010	2011	2012	2013
0-9				1	0	0	0	0	0
10-19	6	1	5	8	8	6	10	11	5
20-39	60	63	48	58	51	62	65	63	60
40-59	89	113	107	121	141	133	127	121	110
60-79	41	67	48	43	53	53	67	68	67
80+	22	11	14	27	27	23	23	16	22
Total	218	255	222	258	280	277	292	279	264

**Suicide Deaths by Age Group**

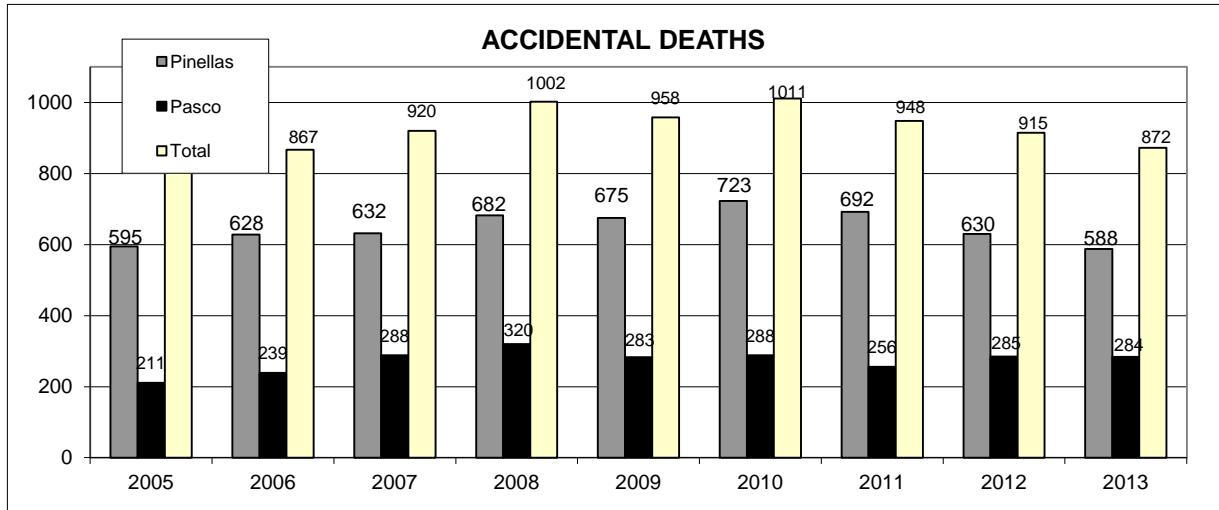




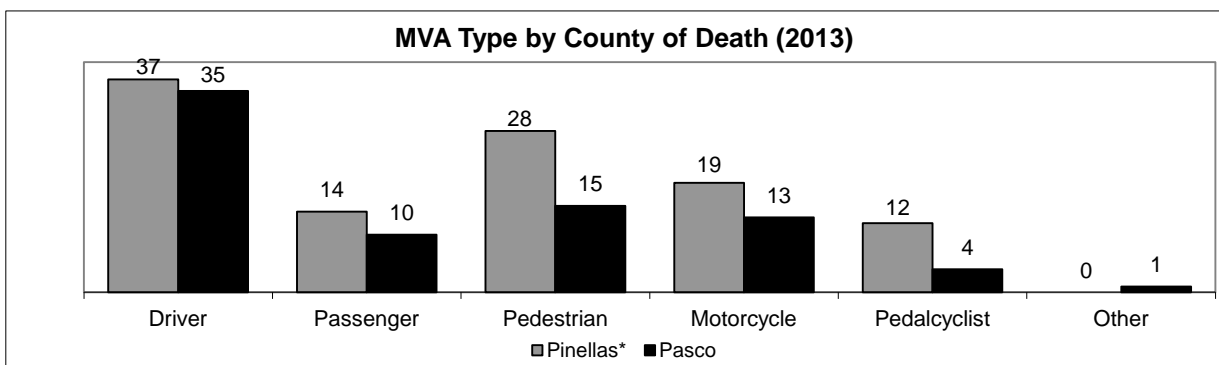
### ACCIDENTAL DEATH INVESTIGATIONS

#### TOTAL ACCIDENTAL DEATHS (Motor Vehicle Accident (MVA) & Non-Motor Vehicle Accident)

	2005	2006	2007	2008	2009	2010	2011	2012	2013
Pinellas	595	628	632	682	675	723	692	630	588
Pasco	211	239	288	320	283	288	256	285	284
Total	806	867	920	1002	958	1011	948	915	872



### MOTOR VEHICLE DEATHS



#### Traffic Fatalities by County of Death for Year 2013

**\* Includes victims that sustained injuries in counties other than Pinellas, but were taken to Pinellas hospitals and eventually died in Pinellas from injuries sustained in the other county.**

	Pinellas*	Pasco	District
Driver	37	35	72
Passenger	14	10	24
Pedestrian	28	15	43
Motorcycle	19	13	32
Pedalcyclis	12	4	16
Other	0	1	1
Totals:	110	78	188

	2005	2006	2007	2008	2009	2010	2011	2012	2013
Driver	86	85	90	88	74	79	58	65	72
Passenger	44	38	46	30	25	28	20	28	24
Pedestrian	63	53	42	56	50	41	61	44	43
Motorcycle	32	42	57	55	37	41	46	40	32
Pedalcyclist	18	13	12	16	15	9	20	16	16
Other	3	18	4	4	7	6	4	5	1
Total	246	249	251	249	208	204	209	198	188

**MOTOR VEHICLE DEATHS CONT..**

<b>DRIVERS</b>	<b>2005</b>	<b>2006</b>	<b>2007</b>	<b>2008</b>	<b>2009</b>	<b>2010</b>	<b>2011</b>	<b>2012</b>	<b>2013</b>
Less than 20 Years of Age	5	5	10	6	4	1	3	2	2
20-29	12	16	17	18	15	12	11	16	10
30-39	6	9	6	16	6	9	4	5	5
40-49	10	16	11	14	7	13	5	4	11
50-59	13	9	18	7	11	10	11	9	14
60-69	9	7	7	5	8	11	5	8	13
70-79	14	11	6	14	11	9	10	9	6
80-89	17	10	12	7	10	10	6	11	8
90+	0	2	3	1	2	4	3	1	3
Totals	86	85	90	88	74	79	58	65	72

**MOTOR VEHICLE FATALITY TYPE BY COUNTY OF INJURY****Pinellas County**

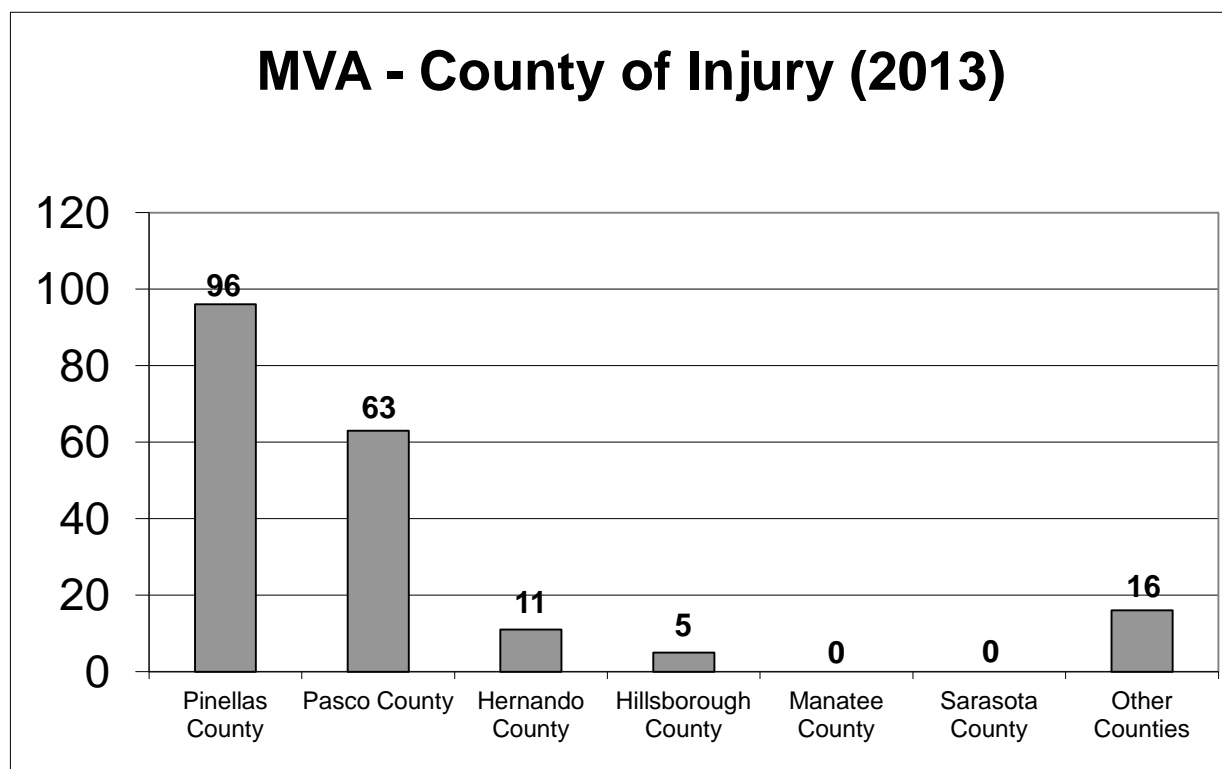
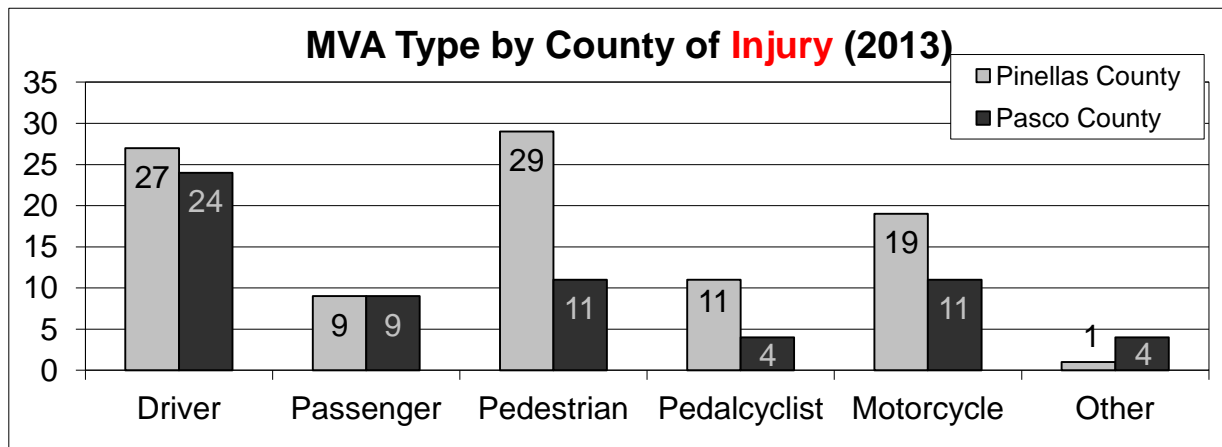
LOCATION	Driver	Passenger	Pedestrian	Pedalcyclist	Motorcycle	Other	Total
US 19	5	0	1	2	2	0	10
ALT 19	1	0	2	3	4	0	10
I-275	5	0	0	0	2	0	7
49th St. SP	1	0	1	0	0	0	2
McM-Booth	1	0	0	0	0	0	1
Gulf Blvd	0	1	0	0	0	0	1
Belcher	2	0	1	2	3	0	8
Starkey/Keene	2	0	0	0	0	0	2
Ulmerton	1	1	2	0	0	0	4
SR 60 G-B	0	1	0	0	2	0	3
Pk./Gandy Blv	1	0	1	0	0	0	2
All Others	8	6	21	4	6	1	46
<b>Total</b>	27	9	29	11	19	1	96

**Pasco County**

LOCATION	Driver	Passenger	Pedestrian	Pedalcyclist	Motorcycle	Other	Total
US 19	8	1	5	1	0	0	15
I-75	2	0	0	0	0	0	2
Suncoast	0	0	0	0	0	0	0
US 301	1	0	0	0	0	0	1
US 41	0	0	1	0	0	3	4
SR 52	1	0	0	0	2	0	3
SR 54	6	1	1	3	1	0	12
Little Road	0	0	1	0	1	0	2
All Others	6	7	3	0	7	1	24
<b>Total</b>	24	9	11	4	11	4	63

**Out of District Location**

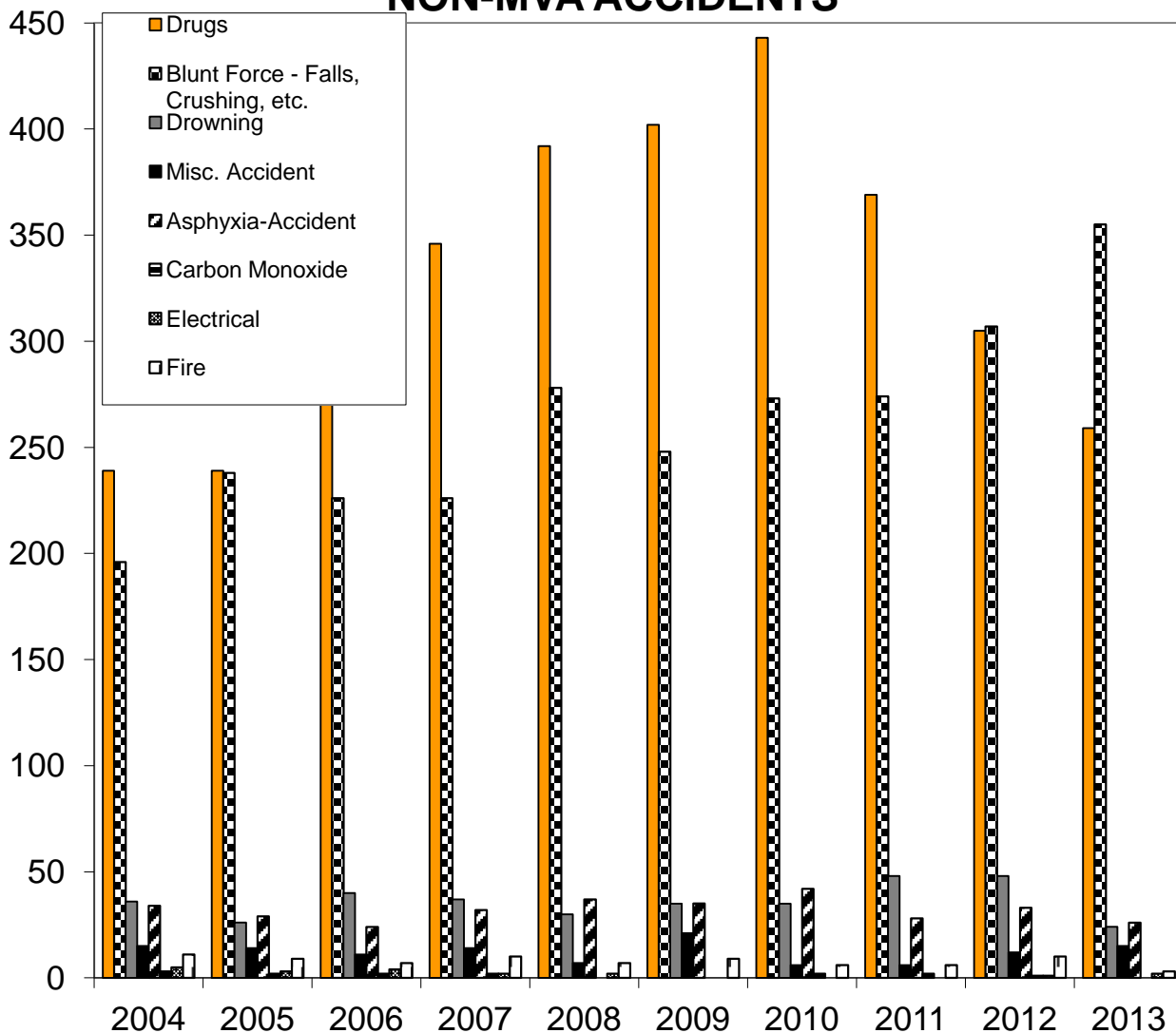
	Total
Hernando County	11
Hillsborough County	5
Manatee County	0
Sarasota County	0
Other Counties	16
<b>Total</b>	32



### NON MOTOR VEHICLE RELATED ACCIDENTS

	2004	2005	2006	2007	2008	2009	2010	2011	2012	2013
Drugs	239	239	304	346	392	402	443	369	305	259
Blunt Force - Falls, Crushing, etc.	196	238	226	226	278	248	273	274	307	355
Drowning	36	26	40	37	30	35	35	48	48	24
Misc. Accident	15	14	11	14	7	21	6	6	12	15
Asphyxia-Accident	34	29	24	32	37	35	42	28	33	26
Carbon Monoxide	3	2	2	2	0	0	2	2	1	0
Electrical	5	3	4	2	2	0	0	0	1	2
Fire	11	9	7	10	7	9	6	6	10	3
<b>Total</b>	<b>539</b>	<b>560</b>	<b>618</b>	<b>669</b>	<b>753</b>	<b>750</b>	<b>807</b>	<b>733</b>	<b>717</b>	<b>684</b>

### NON-MVA ACCIDENTS



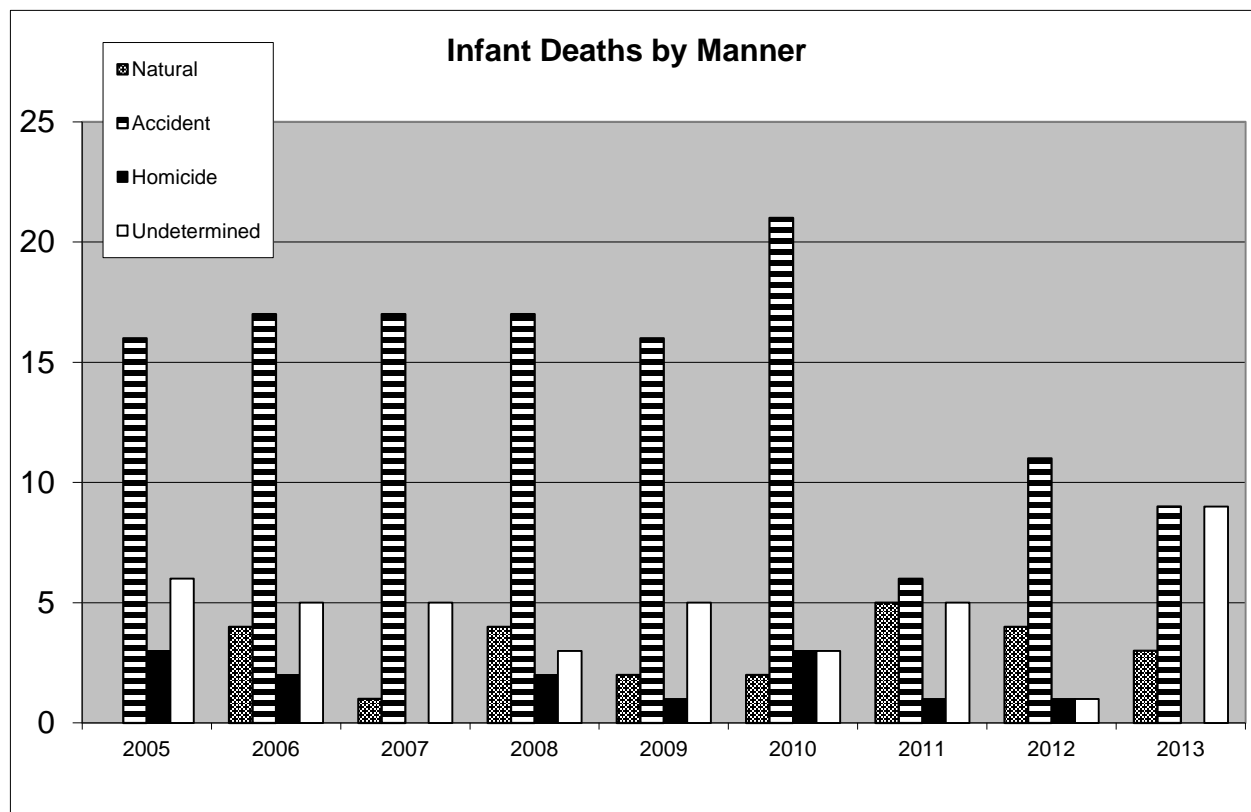
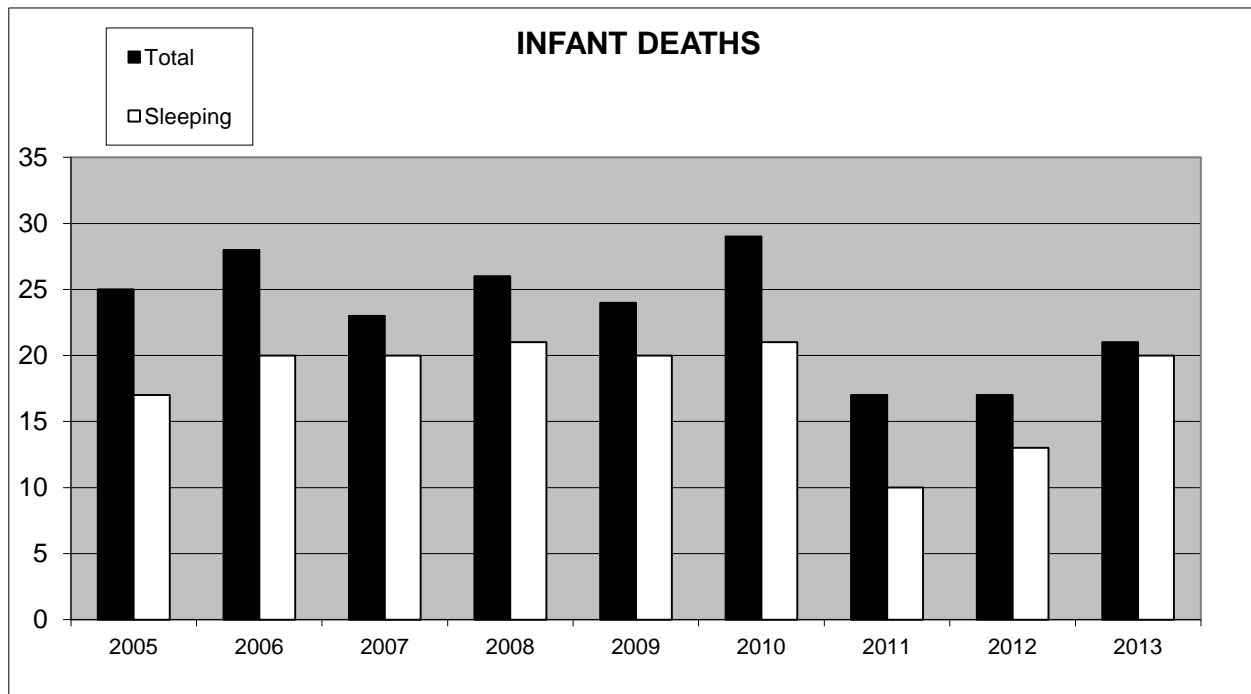
INFANT DEATHS									
---------------	--	--	--	--	--	--	--	--	--

	2005	2006	2007	2008	2009	2010	2011	2012	2013
Total	25	28	23	26	24	29	17	17	21
<b>Sleeping</b>	17	20	20	21	20	21	10	13	20
% Sleeping	68.0%	71.4%	87.0%	80.8%	83.3%	72.4%	58.8%	76.5%	95.2%
Co-sleeping	11	9	13	13	10	14	5	6	9
Sleeping Alone Total	5	8	7	8	10	7	5	7	11
Alone on Stomach	3	6	4	6	7	4	3	4	8
Alone on Back	0	0	2	1	1	2	2	2	1
Alone Unknown	1	1	1	1	2	1	0	1	2
unknown/unclear	1	1	0	0	0	0	0	0	1
	2005	2006	2007	2008	2009	2010	2011	2012	2013
Natural	0	4	1	4	2	2	5	4	3
Accident	16	17	17	17	16	21	6	11	9
Homicide	3	2	0	2	1	3	1	1	0
Undetermined	6	5	5	3	5	3	5	1	9
<b>Total</b>	25	28	23	26	24	29	17	17	21

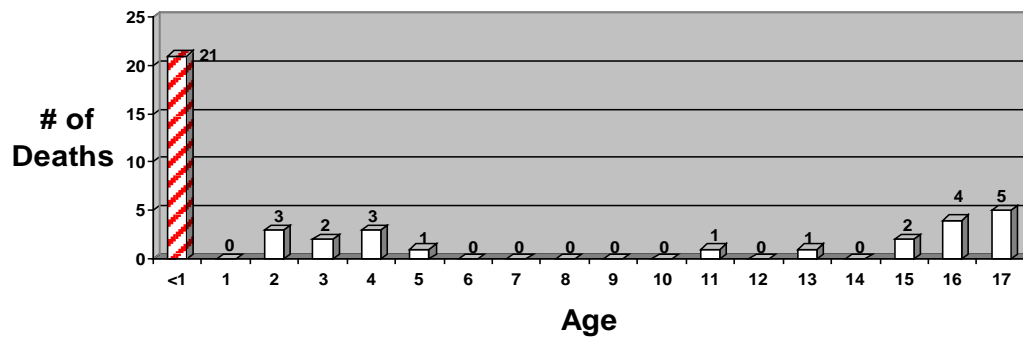
Of the 20 sleep associated infant deaths in 2013, only 1 of the infants died while reportedly sleeping in safe circumstances (alone, on their back, and on a device designed for infant sleeping), and that infant died from bronchopneumonia. 9 of the infants died while sleeping with others (Co-Sleeping), and 8 died while put to sleep face down (6 of the 8 were found face down on adult beds and/or their face within pillows in cribs or bassinets).

	2004	2005	2006	2007	2008	2009	2010	2011	2012	2013
SIDS *	0	0	0	0	0	0	0	0	0	0
Natural disease or illness	3	0	4	1	4	2	2	5	4	3
Asphyxia - Accident	12	12	14	14	17	15	17	5	10	9
Blunt force - Accident	0	1	0	1	0	1	1	0	0	0
Other Accident	2	3	3	2	0	0	3	1	1	0
Blunt force - Homicide	1	2	0	0	2	1	3	1	1	0
Undetermined	4	6	5	5	3	5	3	5	1	9
Other Homicide	1	1	2	0	0	0	0	0	0	0

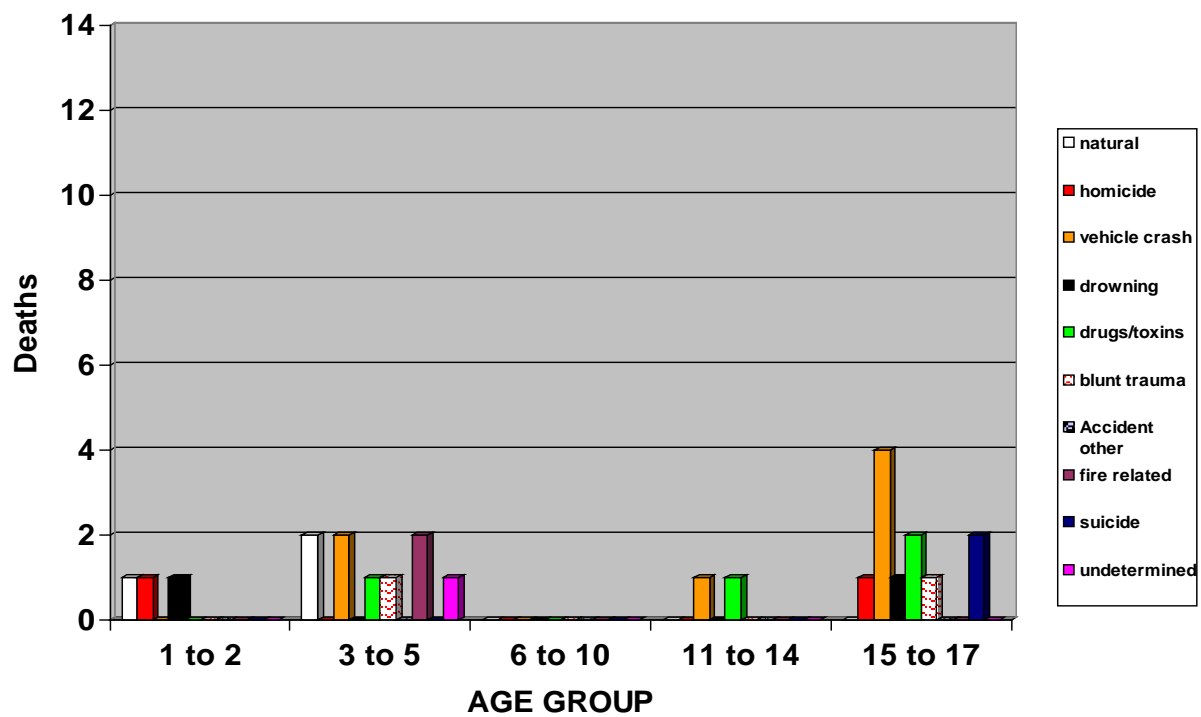
\* **Sudden Infant Death Syndrome (SIDS):** the death of an infant less than one year of age which remains unexplained after thorough case investigation, including performance of a complete autopsy, examination of the death scene, and review of the clinical history. Thus, SIDS is a diagnosis by exclusion. (Willinger et al, 1991).

**INFANT DEATHS CONT..**

### INFANT/CHILD DEATHS BY AGE (2013)



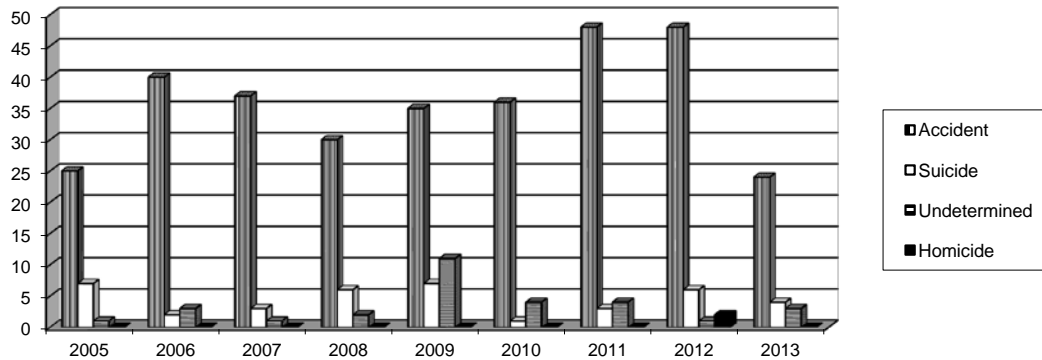
### CHILD DEATHS BY TYPE (2013)



### DROWNINGS BY MANNER OF DEATH

	2005	2006	2007	2008	2009	2010	2011	2012	2013
Accident	25	40	37	30	35	36	48	48	24
Suicide	7	2	3	6	7	1	3	6	4
Undetermined	1	3	1	2	11	4	4	1	3
Homicide	0	0	0	0	0	0	0	2	0

### DROWNINGS BY MANNER



### DROWNING BY AGE GROUP

	2005	2006	2007	2008	2009	2010	2011	2012	2013
0-10	5	6	6	3	8	10	8	12	1
11-30	5	1	6	5	7	3	3	3	4
31-50	9	19	10	12	15	11	15	12	7
51-70	8	11	13	9	16	10	15	17	15
71+	7	8	6	9	7	7	14	13	4

### DROWNING AGE 0-5 YEARS

Pool	5	5	4	3	6	9	7	7	1
Bathtub	0	1	0	0	2	1	0	1	0
Other	0	0	0	0	0	0	1	1	0

### ACCIDENTAL DROWNING BY LOCATION

Swimming Pool	8	10	16	6	18	17	22	16	8
Gulf waters	8	5	6	13	13	10	15	14	5
Lake/Pond	5	5	5	8	9	4	3	3	2
Tampa Bay waters	1	7	5	1	2	0	2	2	1
Bathtub	2	6	2	2	6	4	2	3	1
Spa	1	4	1	0	2	1	0	0	1
Canal	0	3	1	0	1	0	1	3	3
River	0	0	0	0	1	0	2	0	2
Other Misc.	0	0	1	0	1	0	1	7	1
Total	25	40	37	30	53	36	48	48	24



## TOXICOLOGY

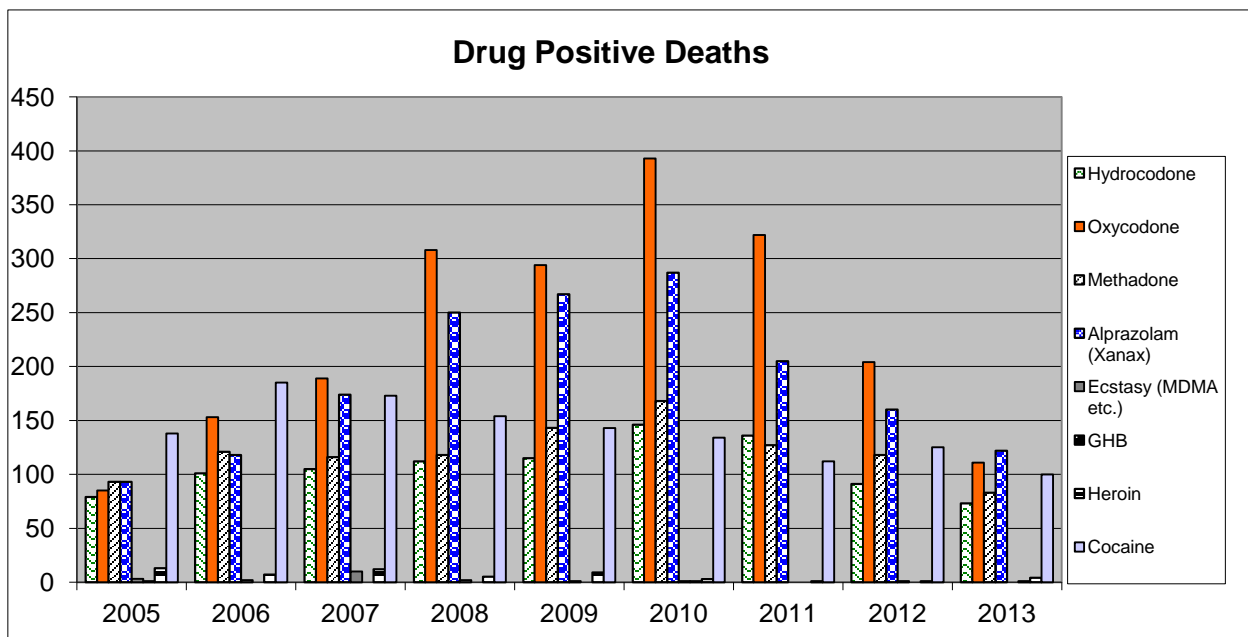
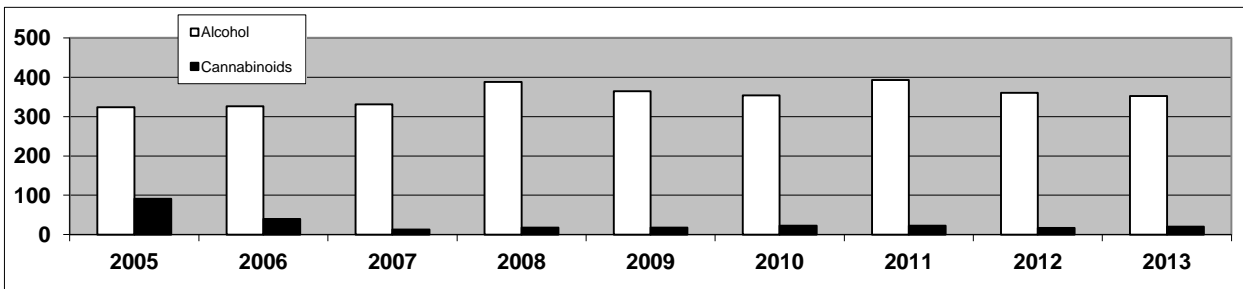
### MEDICAL EXAMINER CASES WHERE TOXICOLOGY WAS PERFORMED

	2005	2006	2007	2008	2009	2010	2011	2012	2013
Cases submitted to Toxicology	1286	1401	1361	1460	1492	1576	1492	1392	1247
Cases where Toxicology was performed	998	1144	1066	1119	1174	1218	1142	1047	952

### MEDICAL EXAMINER CASES TESTING POSITIVE FOR DRUGS

	2005	2006	2007	2008	2009	2010	2011	2012	2013
Alcohol	324	326	331	388	364	354	393	360	352
Cannabinoids	91	40	13	18	18	23	23	17	20

	2005	2006	2007	2008	2009	2010	2011	2012	2013
Hydrocodone	79	101	105	112	115	146	136	91	73
Oxycodone	85	153	189	308	294	393	322	204	111
Methadone	93	121	116	118	143	168	127	118	83
Alprazolam (Xanax)	93	118	174	250	267	287	205	160	122
Ecstasy (MDMA etc.)	3	2	10	2	1	1	0	1	0
GHB	1	0	0	0	0	1	0	0	1
Heroin	13	7	12	5	9	3	1	1	4
Cocaine	138	185	173	154	143	134	112	125	100

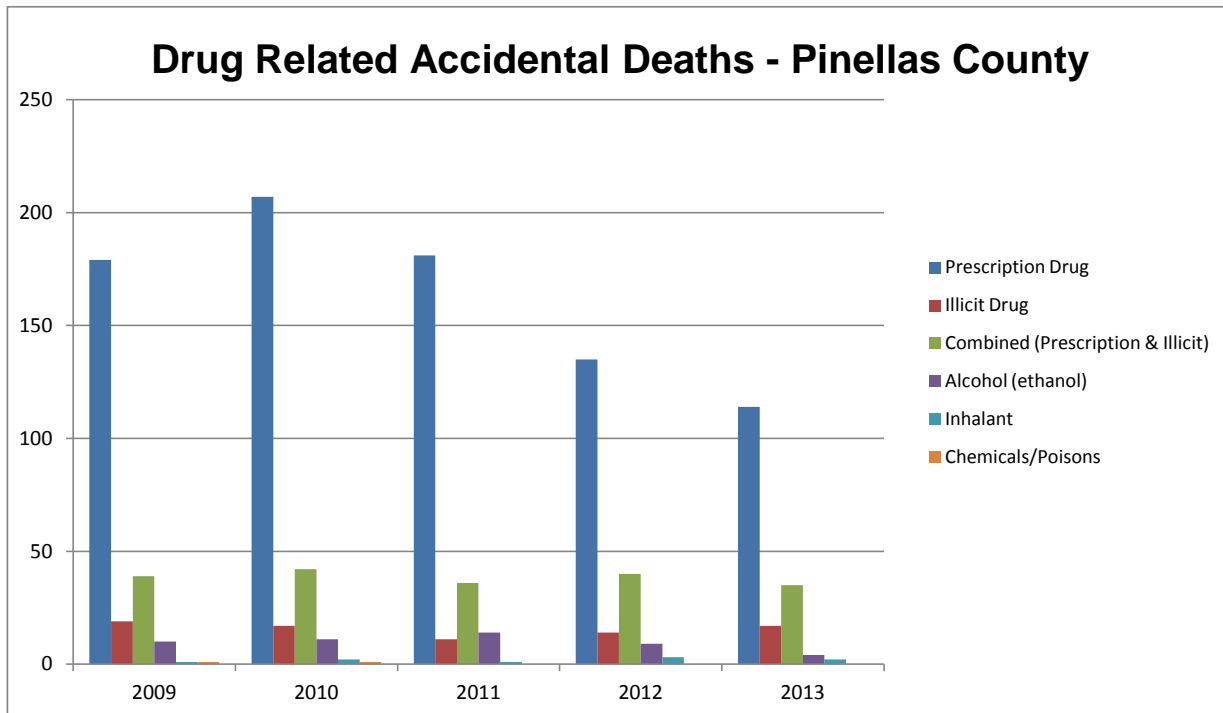


## Toxicology Continued....

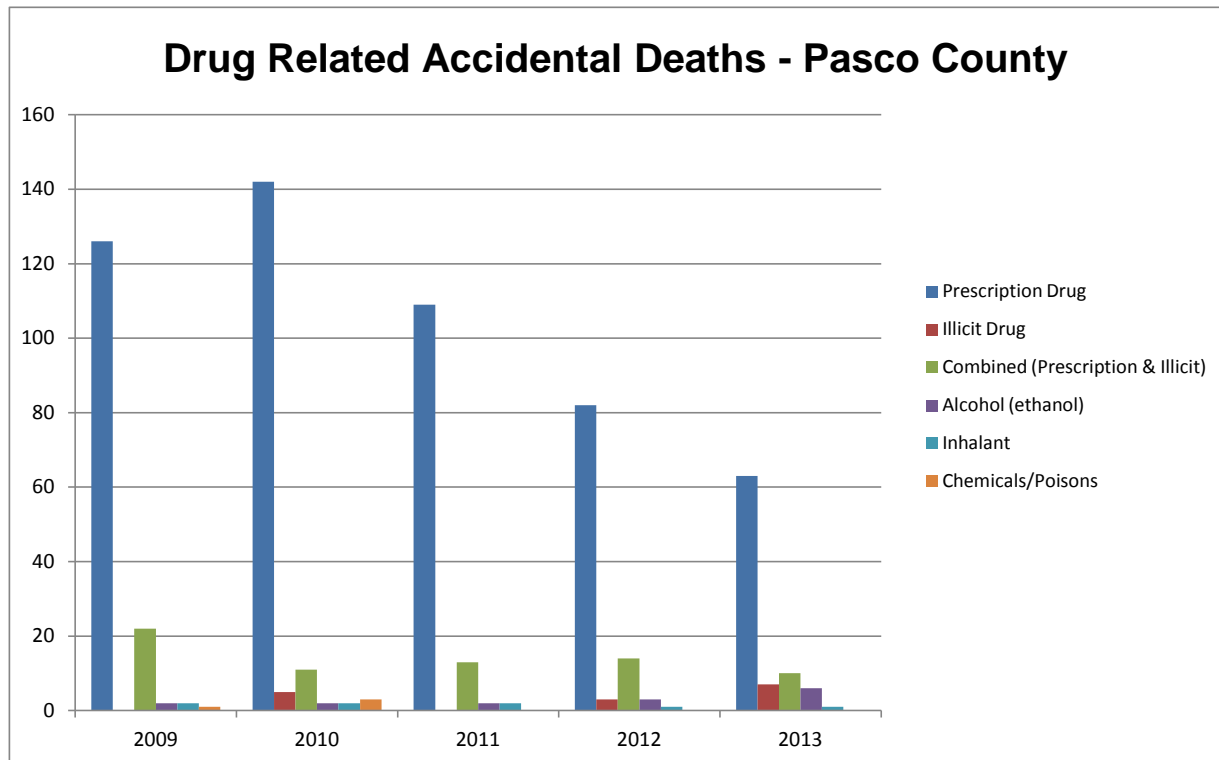
**DRUGS or TOXIN RELATED CAUSE OF DEATH (Accidental Manner)**

<b><u>Pinellas</u></b>	<b><u>2009</u></b>	<b><u>2010</u></b>	<b><u>2011</u></b>	<b><u>2012</u></b>	<b><u>2013</u></b>
Prescription Drug	179	207	181	135	114
Illicit Drug	19	17	11	14	17
Combined (Prescription & Illicit)	39	42	36	40	35
Alcohol (ethanol)	10	11	14	9	4
Inhalant	1	2	1	3	2
Chemicals/Poisons	1	1	0	0	0
<b>Total Drug Related</b>	<b>249</b>	<b>280</b>	<b>243</b>	<b>201</b>	<b>172</b>

<b><u>Pasco</u></b>	<b><u>2009</u></b>	<b><u>2010</u></b>	<b><u>2011</u></b>	<b><u>2012</u></b>	<b><u>2013</u></b>
Prescription Drug	126	142	109	82	63
Illicit Drug	0	5	0	3	7
Combined (Prescription & Illicit)	22	11	13	14	10
Alcohol (ethanol)	2	2	2	3	6
Inhalant	2	2	2	1	1
Chemicals/Poisons	1	3	0	0	0
<b>Total Drug Related</b>	<b>153</b>	<b>165</b>	<b>126</b>	<b>103</b>	<b>87</b>



## Toxicology Continued....



UNIDENTIFIED PERSONS
----------------------

	2004	2005	2006	2007	2008	2009	2010	2011	2012	2013
Pinellas	0	1	0	0	1	0	1	0	0	0
Pasco	0	0	0	0	0	1	1	0	0	0
Total	0	1	0	0	1	1	2	0	0	0
					ID'd 05/10		ID'd 10/11 ID'd 08/11			

**2005**

#5050078

Date Found: 1/12/2005  
 Location Found: 44000 Block of U.S. 19 North, Tarpon Springs - Skeletal remains found in wooded area  
 Race: White (estimated)  
 Gender: Male (estimated)  
 Age: 40 - 55 (estimated)  
 Height: 5' 8" - 6' 3" (estimated)  
 Weight: Unknown  
 Hair Color: Unknown  
 Eye Color: Unknown  
 Law Enforcement Agency: Tarpon Springs Police Department  
 Agency Case #: 05-142  
 NamUs #: UP 116 <https://identifyus.org/cases/116>



SSTEINBERG  
 08-14-2013  
 MEO 5050078  
 DISTRICT 6 MEO



SSTEINBERG  
 08-14-2013  
 MEO 5050078  
 DISTRICT 6 MEO

<https://identifyus.org/cases/116>

**2009****#5091701**

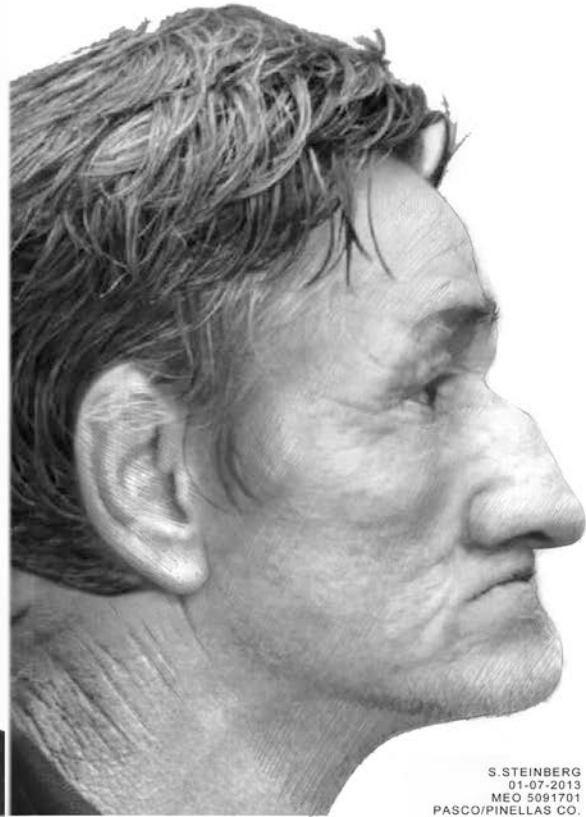
Date Found: 11/20/2009  
Location Found: 11721 U.S. Hwy 19, Port Richey, FL 34668 (Pasco County, Wooded area)  
Race: White  
Gender: Male  
Age: 39 - 65  
Height: 5' 11"  
Weight: unk.  
Hair Color: unk.  
Eye Color: unk.  
Law Enforcement Agency: Pasco County Sheriff's Office  
Agency Case #: 09-68244  
Other Information: Unidentified white male was found in a wooded area near the USA Flea Market in Port Richey, FL. Decedent was decomposing and partially burned. Transients are known to frequent the area. Believed to have died within 1 month or less of being found.  
Clothing: Dark colored Joe Boxer underwear/pants/shorts size Large. Light colored shirt  
NamUs #: UP 6598 <https://identifyus.org/cases/6598>  
NCIC Unidentified #: U100023034

<https://identifyus.org/cases/6598>

Unidentified Persons cont.....

2009 (Continued...)  
#5091701

<https://identifyus.org/cases/6598>



<b>INDIGENT / UNCLAIMED</b>
-----------------------------

**Medical Examiner Cases Released as Indigent/Unclaimed \***

	2005	2006	2007	2008	2009	2010	2011	2012	2013
Pinellas	28	39	39	44	45	58	146	125	101
Pasco	4	11	17	24	20	12	45	52	42
<b>Total:</b>	32	50	56	68	65	70	191	177	143

\* Only reflects Medical Examiner cases, not all District deaths. May have later been determined to not be indigent or unclaimed.

<b>Organ &amp; Tissue Donation</b>
------------------------------------

	2007	2008	2009	2010	2011	2012	2013
Organ Donations	29	28	37	25	41	22	15
Tissue Donations	55	48	51	28	38	43	54
Corneal Donations	90	96	143	104	107	135	123

\* Only reflects the number of organ and/or tissue donations for Medical Examiner cases, not all District deaths.

<b>Exhumations</b>
--------------------

	2006	2007	2008	2009	2010	2011	2012	2013
Pinellas	0	0	0	0	4	0	0	0
Pasco	0	0	0	0	2	0	0	0
<b>Total:</b>	0	0	0	0	6	0	0	0