

**MEDICAL EXAMINER**  
**District Six**  
**Pasco & Pinellas Counties**



10900 Ulmerton Road  
Largo, FL 33778  
727-582-6800  
(Fax 727-582-6820)  
[www.co.pinellas.fl.us/forensics](http://www.co.pinellas.fl.us/forensics)

**YEAR 2008**

**MEDICAL EXAMINER**  
**ANNUAL REPORT**

# TABLE OF CONTENTS

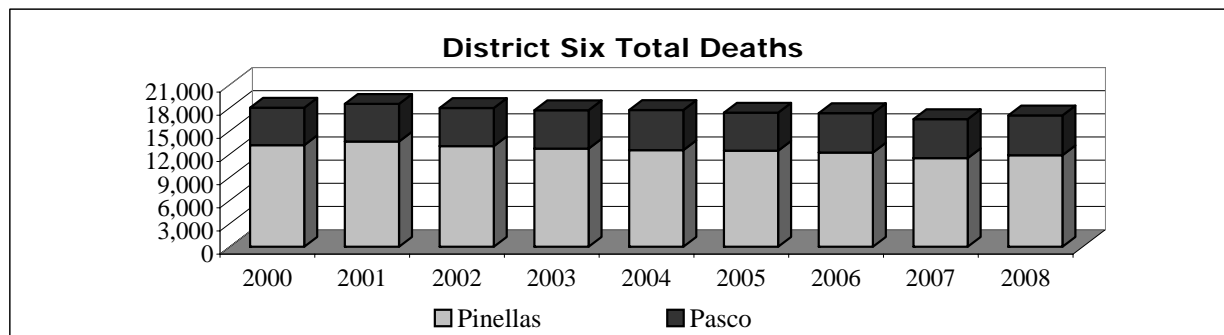
<b>Section:</b>	<b>Page #:</b>
Population, District Deaths, Cases Accepted	1
Workload by Type of Examination	2
Scenes Investigated, Persons Transported	3
Deaths By Manner of Death	4
Homicide Investigations	5
Suicide Investigations	6
Accidental Deaths, Motor Vehicle Deaths	7 - 9
Accidental Deaths, Non-Motor Vehicle Related	10
Infant Deaths	11 - 12
Infant & Child Deaths (age 1-17)	13
Drowning Deaths	14
Toxicology	15
Unidentified Persons	16 - 18
Indigent / Unclaimed Persons	19
Organ & Tissue Donation	19

	2000	2001	2002	2003	2004	2005	2006	2007	2008
<b>Population *</b>									
Pinellas	923,308	930,602	935,274	941,435	944,966	947,744	924,413	917,437	940,645
Pasco	346,882	354,196	364,900	378,085	392,507	406,857	450,171	462,715	441,188
Total	1,270,190	1,284,798	1,300,174	1,319,520	1,337,473	1,354,601	1,374,584	1,380,152	1,381,833

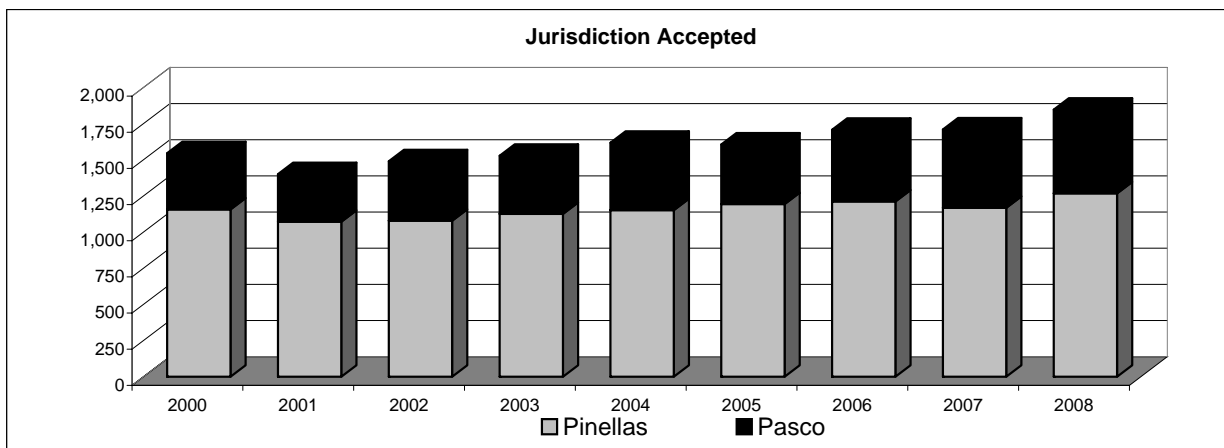
\* SOURCE: Bureau of Economic and Business Research at University of Florida (estimated permanent population).

	2000	2001	2002	2003	2004	2005	2006	2007	2008
<b>District Deaths *</b>									
Pinellas	13,166	13,635	13,037	12,718	12,518	12,447	12,207	11,484	11,859
Pasco	4,851	4,878	4,944	4,975	5,201	4,926	5,108	5,053	5,161
Total	18,017	18,513	17,981	17,693	17,719	17,373	17,315	16,537	17,020

\* SOURCE: Office of Vital Statistics, Florida Department of Health



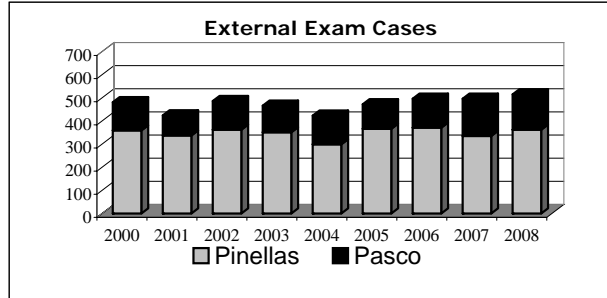
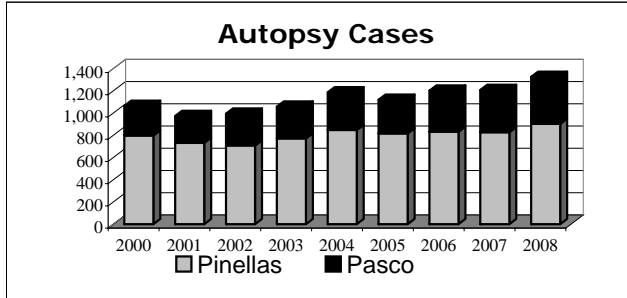
	2000	2001	2002	2003	2004	2005	2006	2007	2008
<b>Cases Accepted</b>									
Pinellas	1,157	1,072	1,079	1,126	1,152	1,194	1,212	1,168	1,268
Pasco	389	329	411	402	466	412	496	542	579
Total	1,546	1,401	1,490	1,528	1,618	1,606	1,708	1,710	1,847



**WORKLOAD BY TYPE OF EXAMINATION:**

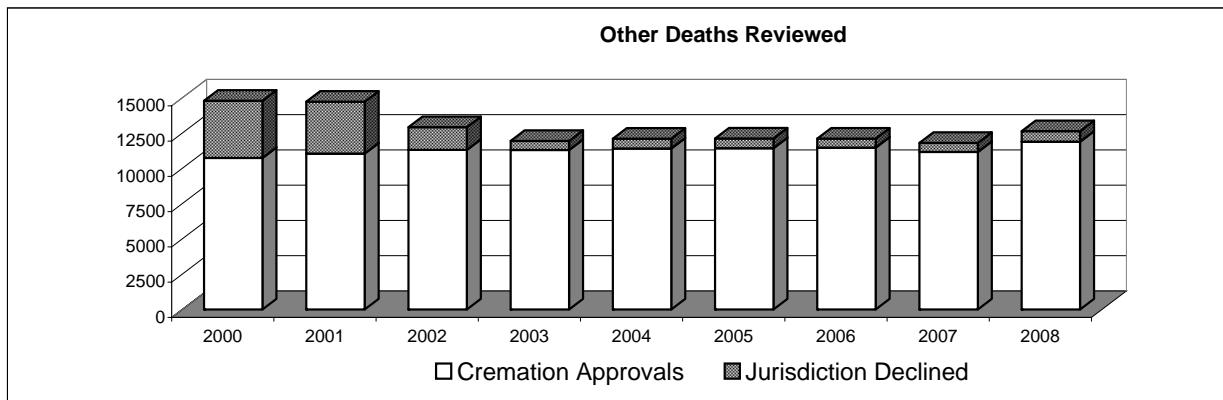
	2000	2001	2002	2003	2004	2005	2006	2007	2008
<b>Autopsies</b>									
Pinellas	797	731	708	771	847	816	832	827	902
(Partial Autopsies)	1	4	9	4	6	12	9	6	4
Pasco	267	242	286	286	339	303	369	380	423
(Partial Autopsies)	0	0	1	1	3	3	2	1	3
Total	1,065	977	1,004	1,062	1,195	1,134	1,212	1,214	1,332

	2000	2001	2002	2003	2004	2005	2006	2007	2008
<b>External Exams</b>									
Pinellas	359	337	362	351	299	366	371	335	362
Pasco	122	87	124	115	124	106	125	161	153
Total	481	424	486	466	423	472	496	496	515



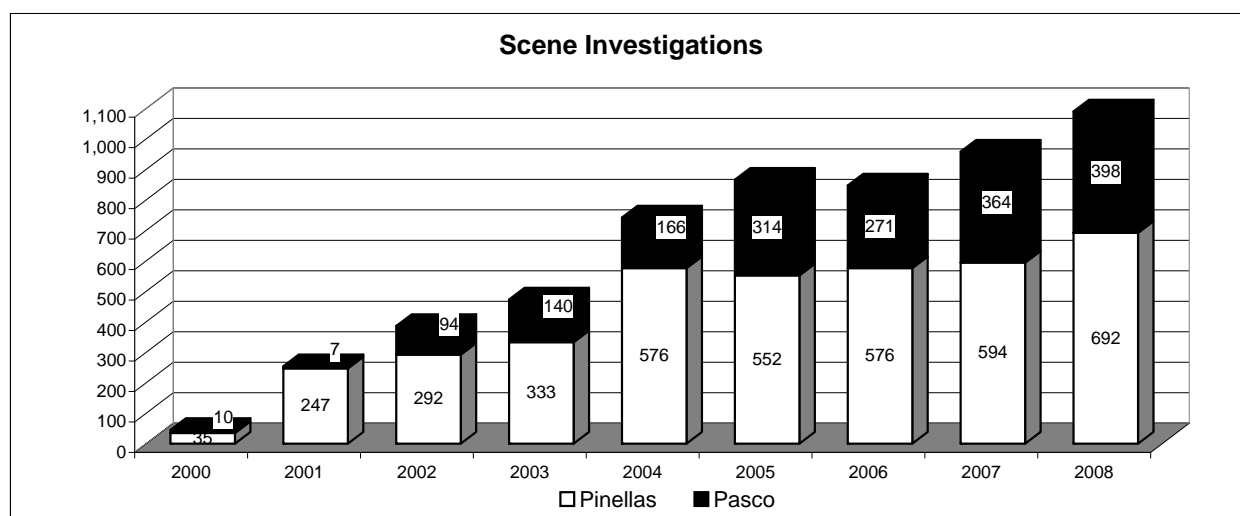
<b>Cremation Approvals</b>									
Pinellas	8,242	8,620	8,343	8,235	8,190	8,297	8,194	7,862	8,339
Pasco	2,813	2,886	2,975	3,074	3,224	3,140	3,282	3,309	3,560
Total	10,744	11,055	11,318	11,309	11,414	11,437	11,476	11,171	11,899

<b>Jurisdiction Declined</b>									
Pinellas	2,682	1,035	1,146	490	528	499	471	452	541
Pasco	997	461	464	151	169	187	169	188	204
Total	4,057	3,679	1,610	641	697	686	640	640	745



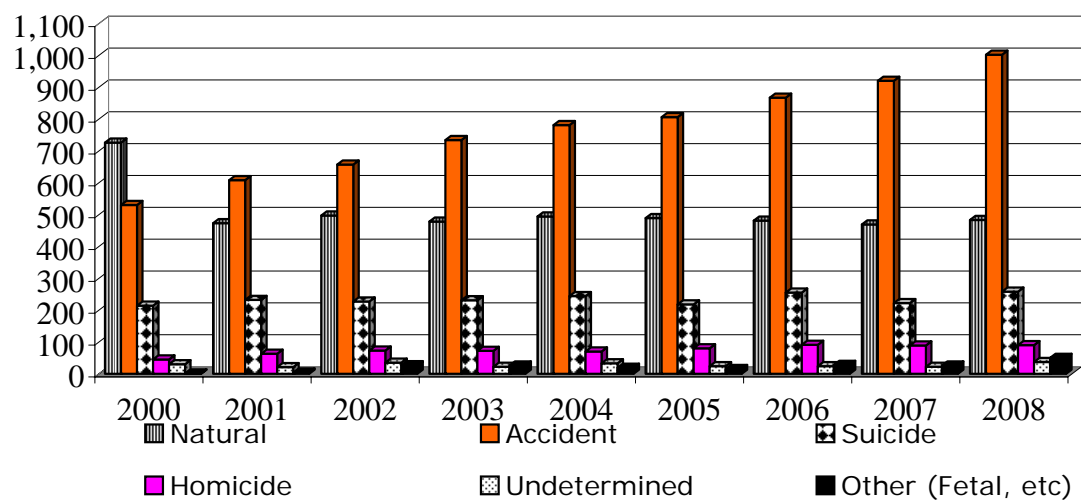
Decedent Transportation		2004	2005	2006	2007	2008
<b>Pinellas</b>						
Medical Examiner Office		1143	1180	1202	1153	1258
Life Link		5	11	10	14	12
Other		6	10	10	24	42
<b>Total Pinellas</b>		<b>1154</b>	<b>1201</b>	<b>1222</b>	<b>1191</b>	<b>1312</b>
<b>Pasco</b>						
Medical Examiner Office		465	411	495	539	581
Life Link		0	1	2	1	0
Other		3	4	1	1	3
<b>Total Pasco</b>		<b>468</b>	<b>416</b>	<b>498</b>	<b>541</b>	<b>584</b>
<b>District Total Transported</b>		<b>1,622</b>	<b>1,617</b>	<b>1,720</b>	<b>1,732</b>	<b>1,896</b>

Scene Investigations	2000	2001	2002	2003	2004	2005	2006	2007	2008
Pinellas	35	247	292	333	576	552	576	594	692
Pasco	10	7	94	140	166	314	271	364	398
<b>Total</b>	<b>45</b>	<b>254</b>	<b>386</b>	<b>473</b>	<b>742</b>	<b>866</b>	<b>847</b>	<b>958</b>	<b>1,090</b>



District Deaths by Manner of Death	2000	2001	2002	2003	2004	2005	2006	2007	2008
Natural	726	473	497	478	494	489	481	469	483
Accident	530	608	657	734	781	806	867	920	1002
Suicide	214	232	227	231	244	218	255	222	258
Homicide	45	63	73	72	70	80	91	89	90
Undetermined	30	21	35	22	33	24	24	22	37
Other (Fetal, etc)	1	4	27	26	19	15	28	26	50
Total	1,546	1,401	1,516	1,563	1,641	1,632	1,746	1,748	1,920

### District Deaths by Manner of Death



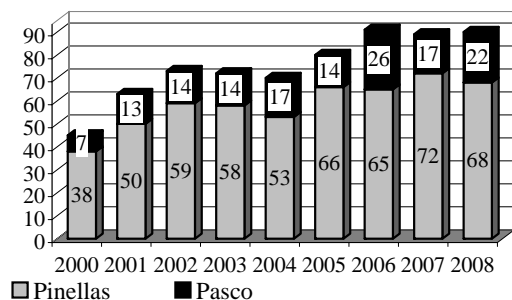
TOTAL VIOLENT DEATHS	1999	2000	2001	2002	2003	2004	2006	2007	2008
	787	819	924	992	1,059	1,128	1,237	1,253	1,387

## HOMICIDE DEATH INVESTIGATIONS

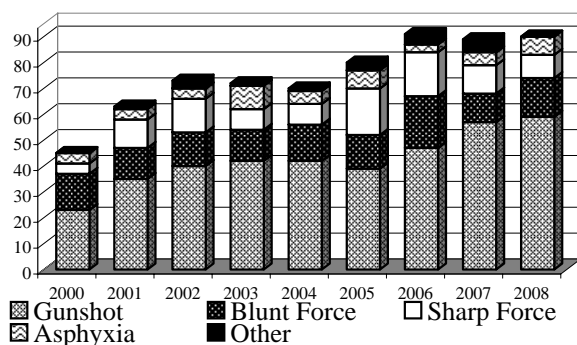
Homicides	2000	2001	2002	2003	2004	2005	2006	2007	2008
Pinellas	38	50	59	58	53	66	65	72	68
Pasco	7	13	14	14	17	14	26	17	22
Total	45	63	73	72	70	80	91	89	90

	2000	2001	2002	2003	2004	2005	2006	2007	2008
Gunshot	23	35	40	42	42	39	47	57	59
Blunt Force	14	12	13	12	14	13	20	11	15
Sharp Force	4	11	13	8	8	18	17	11	9
Asphyxia	4	4	4	9	5	7	3	5	7
Other	0	1	3	1	1	3	4	5	0

### Homicide Death Investigations

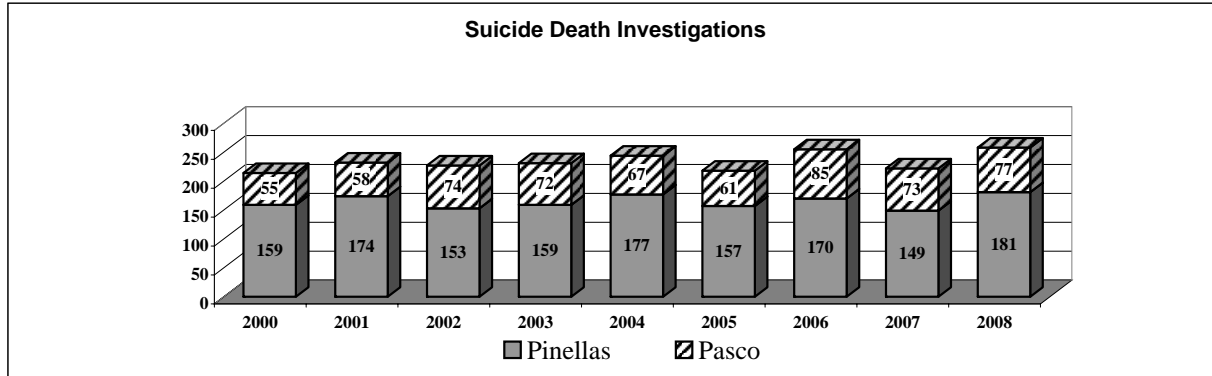


### Homicide Method of Injury



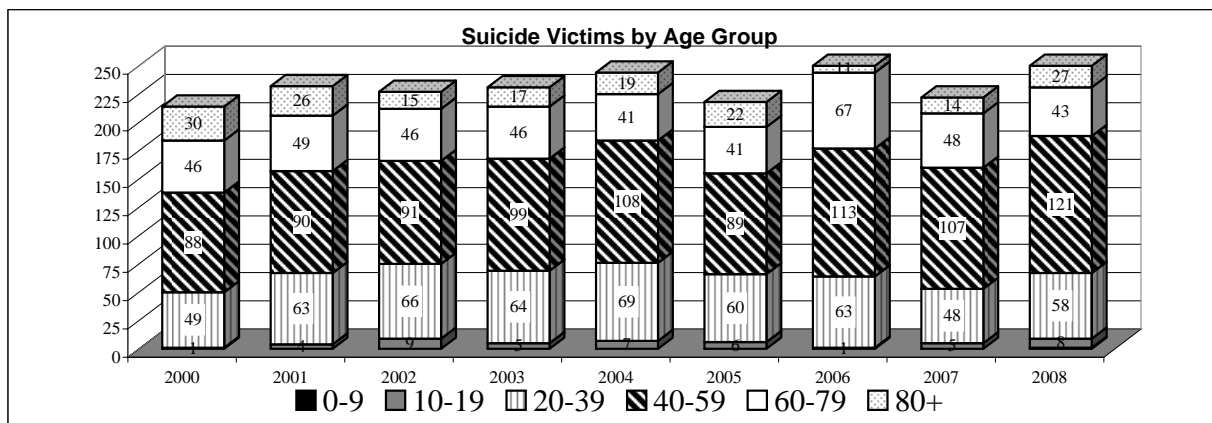
## SUICIDE DEATH INVESTIGATIONS

	2000	2001	2002	2003	2004	2005	2006	2007	2008
Pinellas	159	174	153	159	177	157	170	149	181
Pasco	55	58	74	72	67	61	85	73	77
Total	214	232	227	231	244	218	255	222	258



SUICIDE GENDER	2000	2001	2002	2003	2004	2005	2006	2007	2008
Male	175	177	174	174	173	172	188	165	194
Female	39	55	53	57	71	46	67	57	64

	2000	2001	2002	2003	2004	2005	2006	2007	2008
Age Group									
0-9									1
10-19	1	4	9	5	7	6	1	5	8
20-39	49	63	66	64	69	60	63	48	58
40-59	88	90	91	99	108	89	113	107	121
60-79	46	49	46	46	41	41	67	48	43
80+	30	26	15	17	19	22	11	14	27
Total	214	232	227	231	244	218	255	222	258

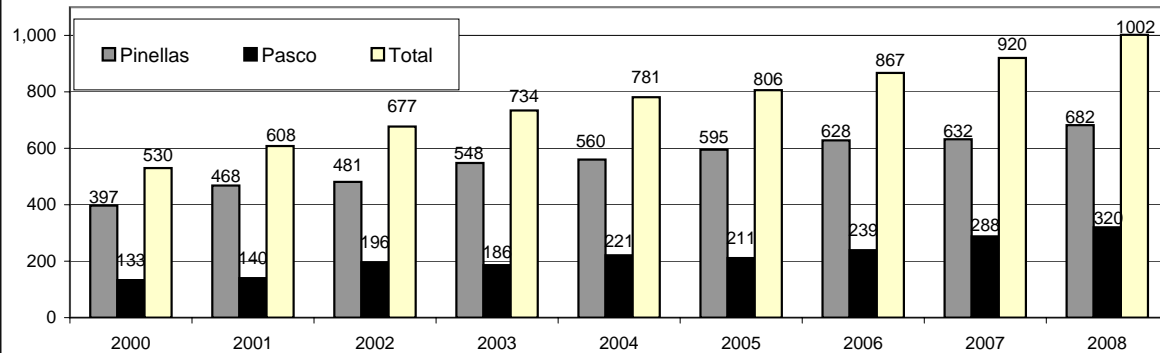


## ACCIDENTAL DEATH INVESTIGATIONS

### TOTAL ACCIDENTAL DEATHS (Motor Vehicle Accident (MVA) & Non-Motor Vehicle Accident)

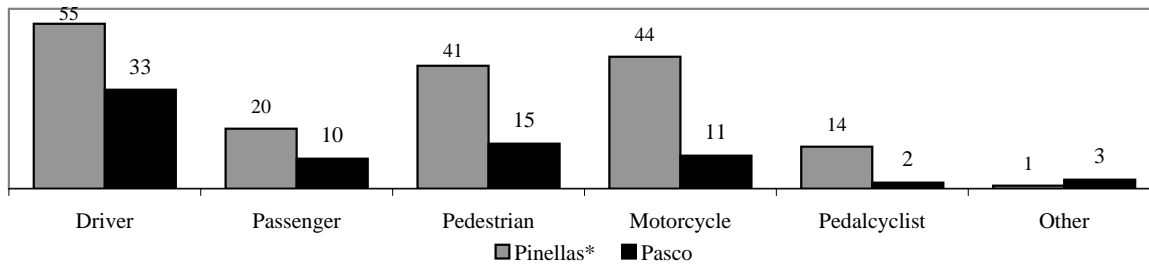
	2000	2001	2002	2003	2004	2005	2006	2007	2008
Pinellas	397	468	481	548	560	595	628	632	682
Pasco	133	140	196	186	221	211	239	288	320
Total	530	608	677	734	781	806	867	920	1002

### ACCIDENTAL DEATHS



### MOTOR VEHICLE DEATHS

#### MVA Type by County of Death (2008)



#### Traffic Fatalities by County of Death for Year 2008

**\* Includes victims that sustained injuries in counties other than Pinellas, but were taken to Pinellas hospitals and eventually died in Pinellas from injuries sustained in the other county.**

	Pinellas*	Pasco	District
Driver	55	33	88
Passenger	20	10	30
Pedestrian	41	15	56
Motorcycle	44	11	55
Pedalcyclist	14	2	16
Other	1	3	4
Totals:	175	74	249

	2000	2001	2002	2003	2004	2005	2006	2007	2008
Driver	105	96	120	84	76	86	85	90	88
Passenger	41	52	29	33	29	44	38	46	30
Pedestrian	70	49	63	57	72	63	53	42	56
Motorcycle	24	21	25	37	36	32	42	57	55
Pedalcyclist	13	19	9	16	23	18	13	12	16
Other	1	10	4	9	6	3	18	4	4
Total	254	247	250	236	242	246	249	251	249

**MOTOR VEHICLE DEATHS CONT..**

<b>DRIVERS</b>	<b>2000</b>	<b>2001</b>	<b>2002</b>	<b>2003</b>	<b>2004</b>	<b>2005</b>	<b>2006</b>	<b>2007</b>	<b>2008</b>
Less than 20 Years of Age	10	9	7	8	3	5	5	10	6
20-29	11	10	21	16	15	12	16	17	18
30-39	11	15	17	14	6	6	9	6	16
40-49	14	14	13	11	13	10	16	11	14
50-59	15	3	13	10	8	13	9	18	7
60-69	9	10	12	10	4	9	7	7	5
70-79	17	18	13	5	8	14	11	6	14
80-89	15	16	21	8	18	17	10	12	7
90+	3	1	3	2	1	0	2	3	1
Totals	105	96	120	84	76	86	85	90	88

**MOTOR VEHICLE FATALITY TYPE BY COUNTY OF INJURY****Pinellas County**

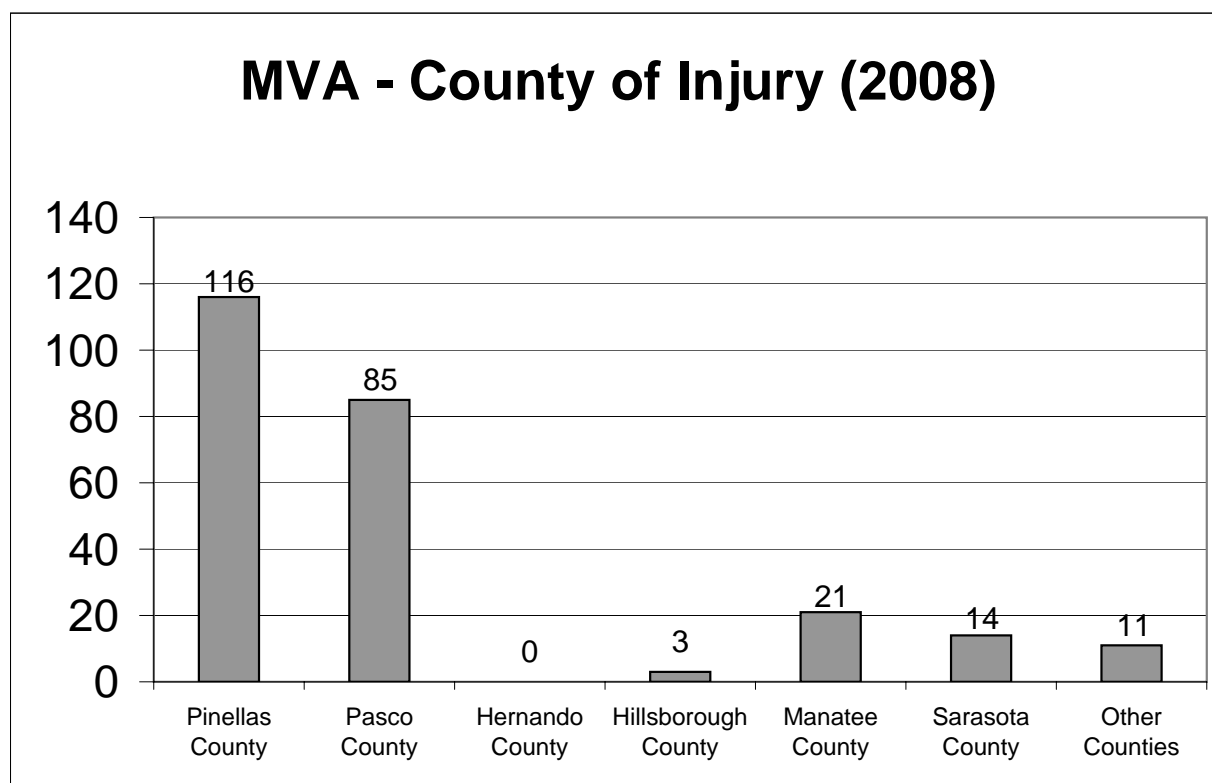
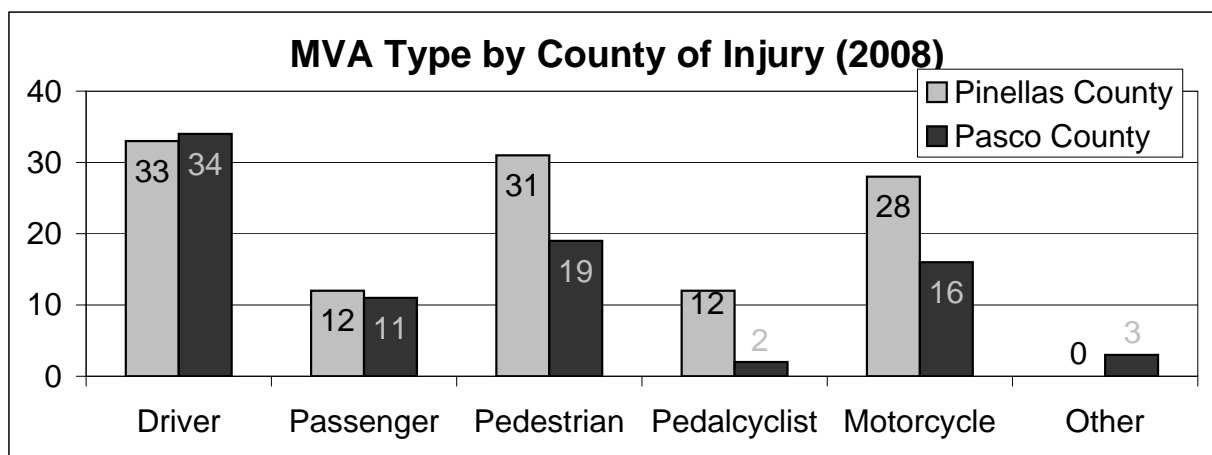
LOCATION	Driver	Passenger	Pedestrian	Pedalcyclist	Motorcycle	Other	Total
US 19	3	2	4	0	4	0	13
ALT 19	3	0	3	0	3	0	9
I-275	5	1	0	0	2	0	8
49th St. SP	2	0	0	0	1	0	3
McM-Booth	0	0	0	0	1	0	1
Gulf Blvd	0	0	0	0	0	0	0
Belcher	1	1	0	1	0	0	3
Starkey/Keene	3	1	0	0	3	0	7
Ulmerton	1	0	2	0	0	0	3
SR 60 G-B	0	1	1	0	2	0	4
Pk./Gandy Bl	0	1	1	2	0	0	4
All Others	15	5	20	9	12	0	61
<b>Total</b>	<b>33</b>	<b>12</b>	<b>31</b>	<b>12</b>	<b>28</b>	<b>0</b>	<b>116</b>

**Pasco County**

LOCATION	Driver	Passenger	Pedestrian	Pedalcyclist	Motorcycle	Other	Total
US 19	3	2	12	1	3	1	22
I-75	4	1	0	0	0	0	5
US 301	0	2	2	0	0	1	5
US 41	1	2	1	0	0	0	4
SR 52	3	1	0	0	1	0	5
SR 54	3	0	0	0	3	0	6
All Others	20	3	4	1	9	1	38
<b>Total</b>	<b>34</b>	<b>11</b>	<b>19</b>	<b>2</b>	<b>16</b>	<b>3</b>	<b>85</b>

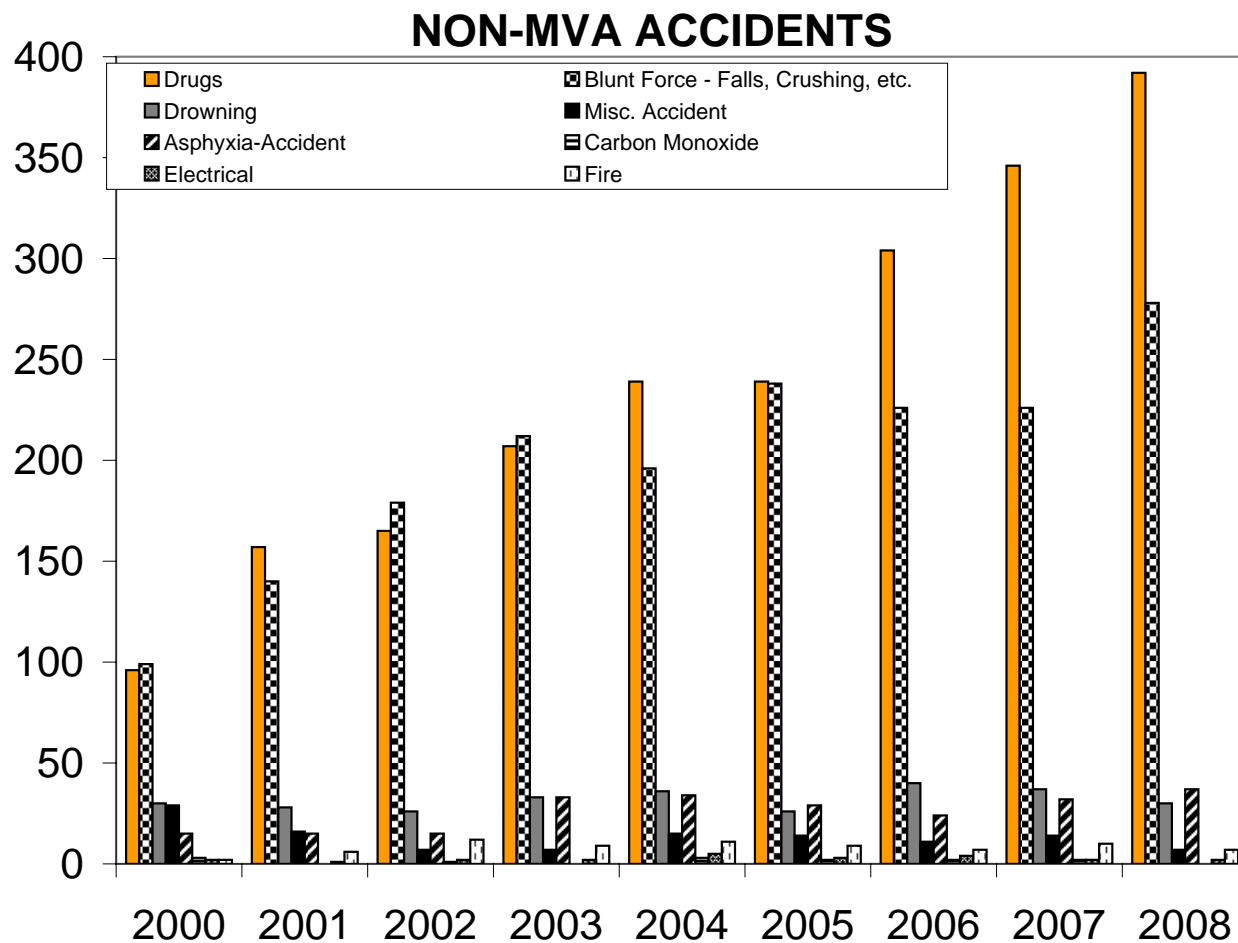
**Out of District Location**

	Total
Hernando County	0
Hillsborough County	3
Manatee County	21
Sarasota County	14
Other Counties	11
<b>Total</b>	<b>49</b>



## NON MOTOR VEHICLE RELATED ACCIDENTS

	2000	2001	2002	2003	2004	2005	2006	2007	2008
Drugs	96	157	165	207	239	239	304	346	392
Blunt Force - Falls, Crushing, etc.	99	140	179	212	196	238	226	226	278
Drowning	30	28	26	33	36	26	40	37	30
Misc. Accident	29	16	7	7	15	14	11	14	7
Asphyxia-Accident	15	15	15	33	34	29	24	32	37
Carbon Monoxide	3	0	1	0	3	2	2	2	0
Electrical	2	1	2	2	5	3	4	2	2
Fire	2	6	12	9	11	9	7	10	7
<b>Total</b>	<b>276</b>	<b>363</b>	<b>363</b>	<b>503</b>	<b>539</b>	<b>560</b>	<b>618</b>	<b>669</b>	<b>753</b>



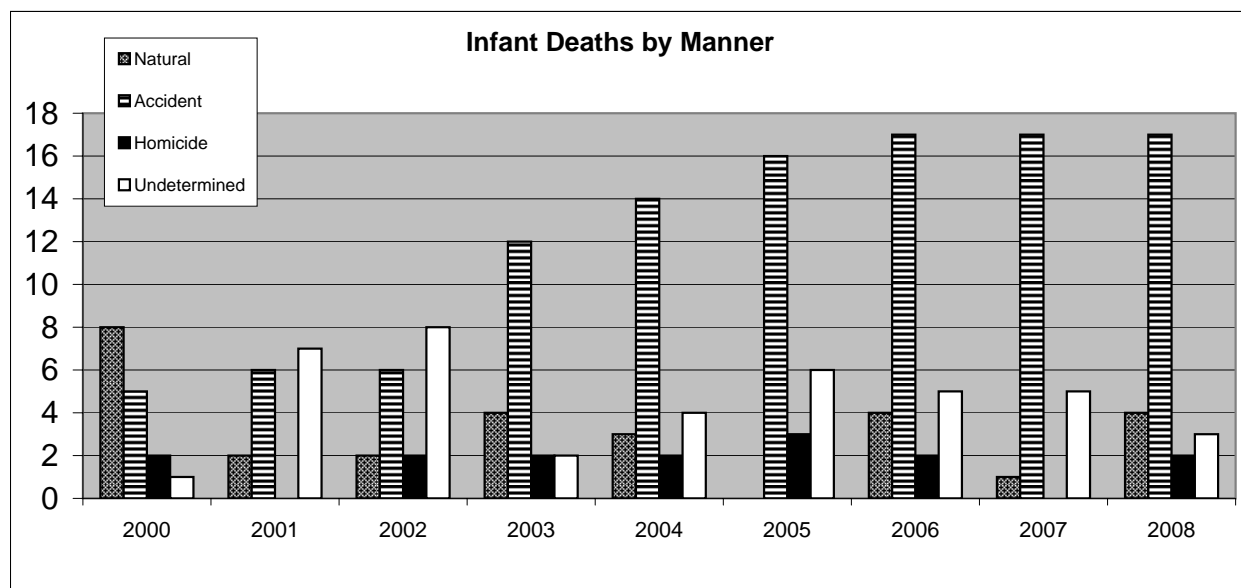
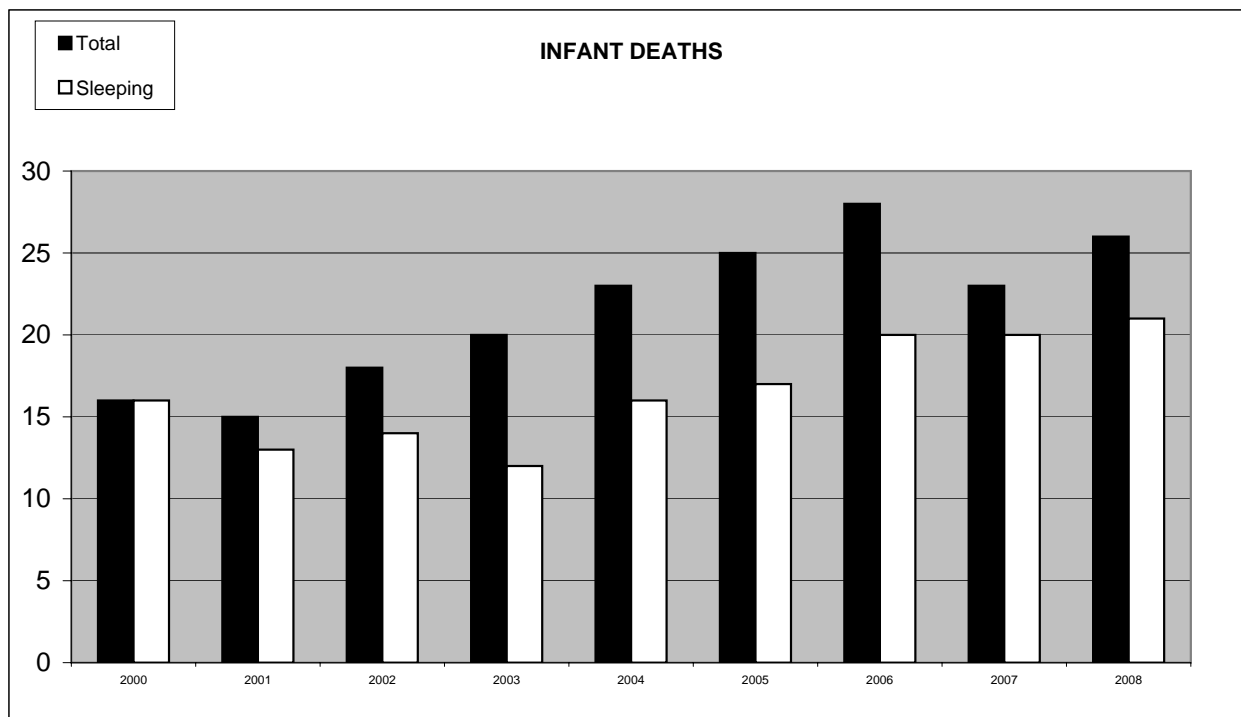
## INFANT DEATHS

	2000	2001	2002	2003	2004	2005	2006	2007	2008
Total	16	15	18	20	23	25	28	23	26
<b>Sleeping</b>	16	13	14	12	16	17	20	20	21
% Sleeping	100.0%	86.7%	77.8%	60.0%	69.6%	68.0%	71.4%	87.0%	80.8%
Co-sleeping	6	2	7	5	3	11	9	13	13
Sleeping Alone Total	12	7	6	8	9	5	8	7	8
Alone on Stomach	8	4	4	6	7	3	6	4	6
Alone on Back	3	1	1	1	0	0	0	2	1
Alone Unknown	1	2	1	1	2	1	1	1	1
unknown/unclear				1		1	1	0	0
	2000	2001	2002	2003	2004	2005	2006	2007	2008
Natural	8	2	2	4	3	0	4	1	4
Accident	5	6	6	12	14	16	17	17	17
Homicide	2	0	2	2	2	3	2	0	2
Undetermined	1	7	8	2	4	6	5	5	3
<b>Total</b>	16	15	18	20	23	25	28	23	26

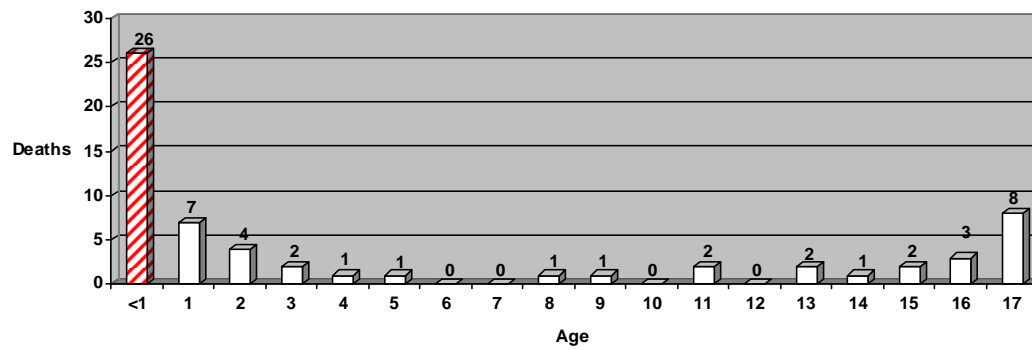
Of the **21** sleep associated infant deaths, **ONLY 1 of the infants died while reportedly sleeping in safe circumstances** (alone, supine on a device designed for infant sleeping) and that infant died from dehydration. 20 infants died while sleeping with others (Co-Sleeping), sleeping on an adult bed, couch, floor and/or sleeping/found on their stomach.

	1999	2000	2001	2002	2003	2004	2005	2006	2007	2008
SIDS *	7	7	0	0	0	0	0	0	0	0
Natural disease or illness	7	1	2	2	4	3	0	4	1	4
Asphyxia - Accident	3	1	5	4	8	12	12	14	14	17
Blunt force - Accident	1	2	1	0	1	0	1	0	1	0
Other Accident	1	2	0	2	3	2	3	3	2	0
Blunt force - Homicide	0	2	0	2	1	1	2	0	0	2
Undetermined	3	1	7	8	2	4	6	5	5	3
Other Homicide					1	1	1	2	0	0

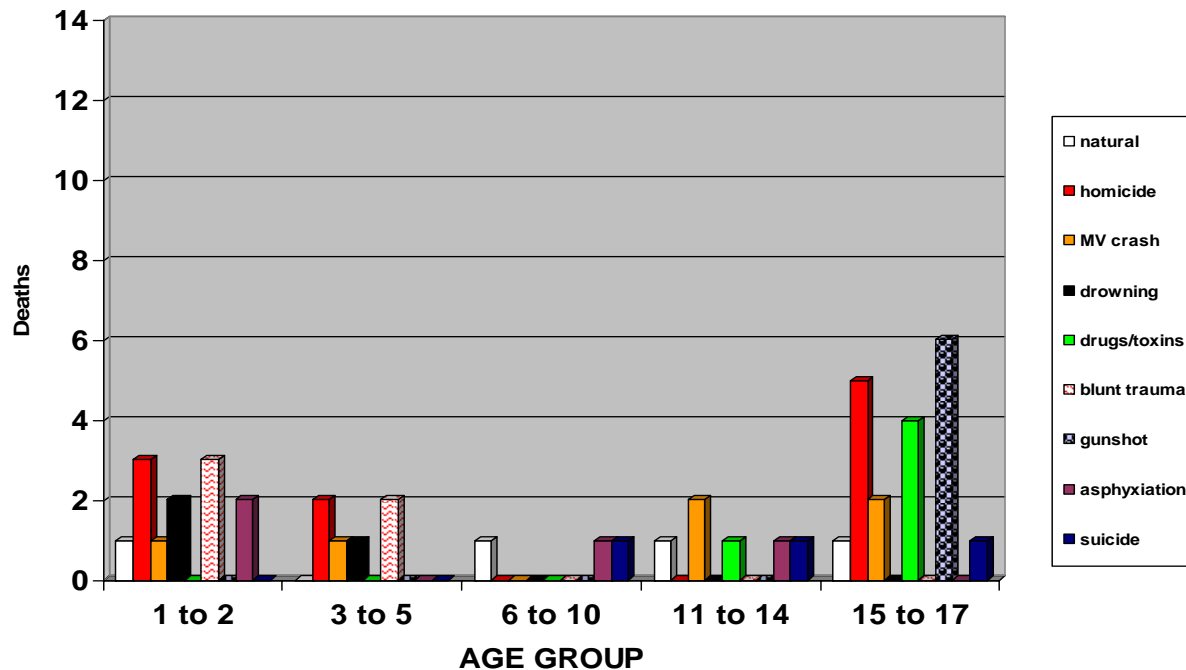
**\* Sudden Infant Death Syndrome (SIDS): the death of an infant less than one year of age which remains unexplained after thorough case investigation, including performance of a complete autopsy, examination of the death scene, and review of the clinical history. Thus, SIDS is a diagnosis by exclusion.**

**INFANT DEATHS CONT..**

### INFANT/CHILD DEATHS BY AGE (2008)

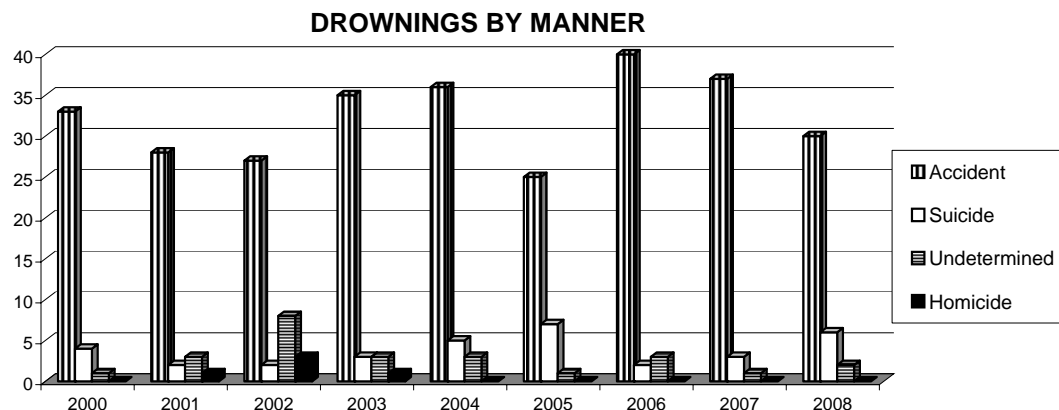


### CHILD DEATHS BY TYPE (2008)



## DROWNINGS BY MANNER OF DEATH

	2000	2001	2002	2003	2004	2005	2006	2007	2008
Accident	33	28	27	35	36	25	40	37	30
Suicide	4	2	2	3	5	7	2	3	6
Undetermined	1	3	8	3	3	1	3	1	2
Homicide	0	1	3	1	0	0	0	0	0



### DROWNING BY AGE GROUP

	2000	2001	2002	2003	2004	2005	2006	2007	2008
0-10	5	6	6	5	5	5	6	6	3
11-30	5	5	8	4	5	5	1	6	5
31-50	14	3	13	16	20	9	19	10	12
51-70	5	7	4	9	9	8	11	13	9
71+	9	7	9	7	5	7	8	6	9

### DROWNING AGE 0-5 YEARS

Pool	5	4	4	4	4	5	5	4	3
Bathtub	0	1	0	0	0	0	1	0	0
Other	0	0	2	2	0	0	0	0	0

### ACCIDENTAL DROWNING BY LOCATION

Swimming Pool	19	13	12	5	12	8	10	16	6
Lake/Pond	5	5	4	8	4	5	5	5	8
Gulf waters	9	8	6	6	7	8	5	6	13
Tampa Bay waters	6	3	1	1	5	1	7	5	1
Bathtub	0	4	0	2	2	2	6	2	2
Spa	1	1	2	0	1	1	4	1	0
Canal	3	2	2	1	1	0	3	1	0
River	1	1	1	2	0	0	0	0	0
Other Misc.	3	1	0	2	3	0	0	1	0
Total	39	32	28	27	35	25	40	37	30

## TOXICOLOGY

### MEDICAL EXAMINER CASES WHERE TOXICOLOGY WAS PERFORMED

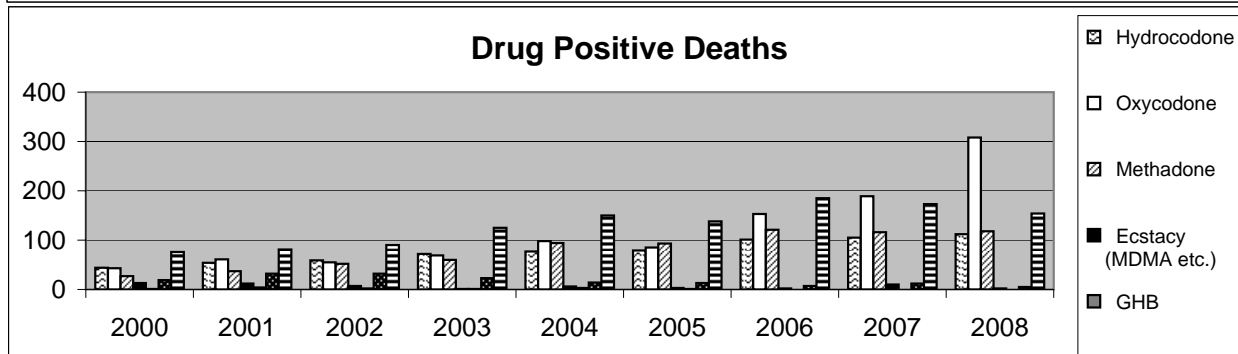
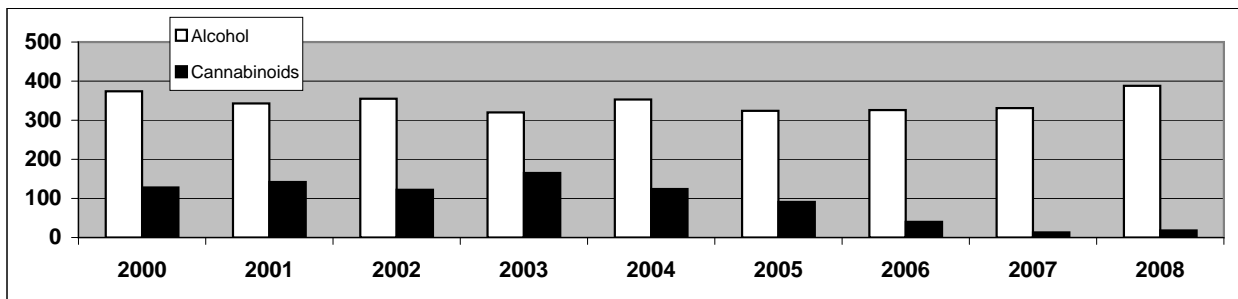
	2005	2006	2007	2008
Cases submitted to Toxicology	1286	1401	1361	1460
Cases where Toxicology was performed	998	1144	1066	1119

### MEDICAL EXAMINER CASES TESTING POSITIVE FOR DRUGS

	2000	2001	2002	2003	2004	2005	2006	2007	2008
Alcohol	374	343	355	320	353	324	326	331	388
Cannabinoids	128	142	122	165	124	91	40	13	18

	2000	2001	2002	2003	2004	2005	2006	2007	2008
Hydrocodone	44	54	59	72	77	79	101	105	112
Oxycodone	43	61	55	69	98	85	153	189	308
Methadone	27	37	52	60	94	93	121	116	118
Ecstasy (MDMA etc.)	13	12	7	1	6	3	2	10	2
GHB	1	4	2	1	3	1	0	0	0
Heroin	19	32	32	23	14	13	7	12	5
Cocaine	76	81	90	125	150	138	185	173	154



UNIDENTIFIED PERSONS										
	1999	2000	2001	2002	2003	2004	2005	2006	2007	2008
Pinellas	2	0	0	1	0	0	1	0	0	1
Pasco	0	0	0	0	0	0	0	0	0	0
Total	2	0	0	1	0	0	1	0	0	1

ID'd 6/26/07

**1999****#1990402**

Date Found: 4/2/1999  
 Location Found: St. Petersburg Pier - Witnessed to jump from the pier, yelling and fully clothed  
 Race: Black  
 Gender: Male  
 Age: 25 - 35 (estimated)  
 Height: 5' 5"  
 Weight: 132  
 Hair Color: Black  
 Eye Color: Brown  
 Law Enforcement Agency: St. Petersburg Police Department  
 Agency Case #: 99-17169

**#1991145**

Date Found: 10/5/1999  
 Location Found: 1800 66th Street, St. Petersburg - Possible transient found at bus shelter  
 Race: White  
 Gender: Male  
 Age: 30 - 50 (estimated)  
 Height: 5' 11"  
 Weight: 173  
 Hair Color: Brown / Dark Blond  
 Eye Color: Blue  
 Law Enforcement Agency: St. Petersburg Police Department  
 Agency Case #: 99-53861

**Unidentified Persons cont.....****2005****#5050078**

Date Found: 1/12/2005

Location Found: 44000 Block of U.S. 19 North, Tarpon Springs - Skeletal remains found in wooded area

Race: White (estimated)

Gender: Male (estimated)

Age: 40 - 55 (estimated)

Height: 5' 8" - 6' 3" (estimated)

Weight: Unknown

Hair Color: Unknown

Eye Color: Unknown

Law Enforcement Agency: Tarpon Springs Police Department

Agency Case #: 05-142



**Unidentified Persons cont.....****2008****#5080370**

Date Found: 3/8/2008

Location Found: 600 Cleveland Street, Clearwater, FL

Race: White

Gender: Male

Age: 50 - 65 (estimated)

Height: 6 foot

Weight: 215

Hair Color: Gray with frontal recession

Eye Color: Brown-Gray

Law Enforcement Agency: Clearwater Police Department

Agency Case #: 08-21625

Other Information: Long stubble is present in the formation of a mustache.

The decedent was clad in blue jeans, blue sweater, tan shoes, dark socks, white underwear ; ball cap. The decedent is believed to be a possible transient.



<b>INDIGENT / UNCLAIMED</b>
-----------------------------

**Medical Examiner Cases Released as Indigent/Unclaimed \***

	2005	2006	2007	2008
Pinellas	28	39	39	44
Pasco	4	11	17	24
Total	32	50	56	68

\* Only reflects Medical Examiner cases, not all District deaths. May have later been determined to not be indigent or unclaimed.

<b>Organ &amp; Tissue Donation</b>
------------------------------------

	2007	2008
Organ Donations	29	28
Tissue Donations	55	48
Corneal Donations	90	96

\* Only reflects the number of organ and/or tissue donations for Medical Examiner cases, not all District deaths.

<b>Exhumations</b>
--------------------

	2006	2007	2008
Pinellas	0	0	0
Pasco	0	0	0
Total	0	0	0