
**PINELLAS COUNTY, FLORIDA
CONSORTIUM**

**CONSOLIDATED ANNUAL PERFORMANCE
AND EVALUATION REPORT**

2014-2015 PROGRAM YEAR

Prepared for: Pinellas County Board of County Commissioners
By: Pinellas County Planning Department
Community Development and Planning Division
440 Court Street, 2nd Floor
Clearwater, FL 33756



December 29, 2015

Table of Contents

CR-05 - Goals and Outcomes.....	1
CR-15 - Resources and Investments 91.520(a)	12
CR-20 - Affordable Housing 91.520(b)	16
CR-25 - Homeless and Other Special Needs 91.220(d, e); 91.320(d, e); 91.520(c).....	19
CR-30 - Public Housing 91.220(h); 91.320(j)	22
CR-35 - Other Actions 91.220(j)-(k); 91.320(i)-(j)	23
CR-40 - Monitoring 91.220 and 91.230	30
CR-45 - CDBG 91.520(c).....	32
CR-50 - HOME 91.520(d)	33
CR-60 - ESG 91.520(g) (ESG Recipients only)	36
CR-65 - Persons Assisted	37
CR-70 – ESG 91.520(g) - Assistance Provided and Outcomes	39
CR-75 – Expenditures	40

Attachments

Attachment A: Fair Housing Impediments

Attachment B: PR 26 CDBG Financial Summary

Attachment C: HOME Reports – HOME Match / Section 3 / APR

Attachment D: CDBG Section 3

Attachment E: Comment Period Notices and Additional IDIS Reports

CR-05 - Goals and Outcomes

Progress the jurisdiction has made in carrying out its strategic plan and its action plan. 91.520(a)

This could be an overview that includes major initiatives and highlights that were proposed and executed throughout the program year.

Pinellas County is designated an Urban County for the Community Development Block Grant (CDBG) and Emergency Solutions Grant (ESG) program funds. The Urban County consists of all unincorporated areas of the County and the 20 municipalities participating in the County's program. Pinellas County is the lead entity of the Pinellas County Consortium for the HOME Initiatives Partnership (HOME) program funds. The Consortium consists of the jurisdictions of Pinellas County, acting in its capacity as an Urban County, and the City of Largo.

Pinellas County successfully completed the fifth year of the County's Five-Year Consolidated Plan period for the CDBG, HOME and ESG Programs. This Consolidated Annual Performance and Evaluation Report (CAPER) covers the period from October 1, 2014 to September 30, 2015. Federal resources were utilized throughout the community for a variety of housing and community development activities to address the following objectives of the 2011-2015 Consolidated Plan: sustainability and availability/accessibility of a suitable living environment and increased accessibility and affordability to decent housing. Below are the objectives and outcomes addressed during the 2014-2015 fiscal year:

Objective: Performance Measure One (SL-3: Sustainability of Suitable Living Environment): 99,219 people and 2 housing units will have a sustainable (more livable) environment through infrastructure construction and improvements and facility rehabilitation for the purpose of creating a suitable living environment. **Outcome:** 40,400 people; 1 housing unit served. Two projects have been cancelled and several other projects are underway and will be reported next fiscal year.

Objective: Performance Measure Two (SL-1: Availability/Accessibility of Suitable Living Environment): 69,057 people will have access to recreational and social services for the purpose of creating a suitable living environment. (Please note this is a duplicated count as these people reside in areas served through Performance Measure One.) **Outcome:** 34,353 people served. One project is underway and will be reported next fiscal year.

Objective: Performance Measure Three (DH-2: Affordability of Decent Housing): 38 households will have access to affordable housing through down payment, housing, and mortgage assistance or through financial assistance for the purpose of providing decent affordable housing. **Outcome:** 95 households served. Additional housing activities remain underway and will be reported upon project completion.

Objective: Performance Measure Four (DH-1: Availability/Accessibility of Decent Housing): 57 households will have new access to housing through the creation or acquisition of additional units for the purpose of creating decent affordable housing. **Outcome:** 53 households served. Additional housing activities remain underway and will be reported upon project completion.

Objective: Performance Measure Four (DH-1: Availability/Accessibility of Decent Housing): 550 persons will have available improved access to housing services for the purpose of providing decent affordable housing.

Outcome: 1,622 people served.

Funding provided to activities that addressed the identified objectives have improved neighborhoods and public facilities and have made a significant difference to residents of Pinellas County.

Comparison of the proposed versus actual outcomes for each outcome measure submitted with the consolidated plan and explain, if applicable, why progress was not made toward meeting goals and objectives. 91.520(g)

Categories, priority levels, funding sources and amounts, outcomes/objectives, goal outcome indicators, units of measure, targets, actual outcomes/outputs, and percentage completed for each of the grantee's program year goals.

Goal	Category	Source / Amount	Indicator	Unit of Measure	Expected Strategic Plan	Actual Strategic Plan	Percent Complete	Expected Program Year	Actual Program Year	Percent Complete
Specific Community Development Objectives										
2013 Goal - CD #1	Non-Housing Community Development		Public Facility or Infrastructure Activities other than Low/Moderate Income Housing Benefit	Persons Assisted		0				
2013 Goal - CD #1	Non-Housing Community Development		Other	Other	8	5	62.50%			
2013 Goal - CD #2	Non-Housing Community Development		Public Facility or Infrastructure Activities other than Low/Moderate Income Housing Benefit	Persons Assisted	10,000	31,374	313.74%			
2013 Goal - CD #3	Non-Housing Community Development		Other	Other	10	3	30.00%			
2013 Goal - CD #4	Non-Housing Community Development		Public Facility or Infrastructure Activities other than Low/Moderate Income Housing Benefit	Persons Assisted		0				
2013 Goal - CD #4	Non-Housing Community Development		Other	Other	3	0	0.00%			
2013 Goal - CD #5	Non-Housing Community Development		Other	Other	5	8	160.00%			
2013 Goal -	Non-Housing		Public Facility or	Persons	17,825	17,825	100.00%			

Goal	Category	Source / Amount	Indicator	Unit of Measure	Expected Strategic Plan	Actual Strategic Plan	Percent Complete	Expected Program Year	Actual Program Year	Percent Complete
CD #6	Community Development		Infrastructure Activities other than Low/Moderate Income Housing Benefit	Assisted						
2013 Goal - CD #6	Non-Housing Community Development		Other	Other	3	19	633.33%			
2013 Goal - CD #8	Non-Housing Community Development		Other	Other	10	5	50.00%			
Specific Homeless Objectives										
2013 Goal - HM #1	Homeless		Overnight/Emergency Shelter/Transitional Housing Beds added	Beds	30	0	0.00%			
2013 Goal - HM #2	Homeless		Overnight/Emergency Shelter/Transitional Housing Beds added	Beds	30	0	0.00%			
2013 Goal - HM #3	Homeless		Public Facility or Infrastructure Activities other than Low/Moderate Income Housing Benefit	Persons Assisted		0				
2013 Goal - HM #3	Homeless		Overnight/Emergency Shelter/Transitional Housing Beds added	Beds	10	1	10.00%			
2013 Goal - HM #4	Homeless		Public service activities other than Low/Moderate Income Housing Benefit	Persons Assisted		0				
2013 Goal - HM #4	Homeless		Other	Other	5	1	20.00%			
2013 Goal - HM #5	Homeless		Other	Other	10	3	30.00%			
2013 Goal - HM #6	Homeless		Tenant-based rental assistance / Rapid	Households Assisted		0				

Goal	Category	Source / Amount	Indicator	Unit of Measure	Expected Strategic Plan	Actual Strategic Plan	Percent Complete	Expected Program Year	Actual Program Year	Percent Complete
			Rehousing							
2013 Goal - HM #6	Homeless		Homelessness Prevention	Persons Assisted		0				
Specific Housing Objectives										
2013 Goal - HSG #1	Affordable Housing		Rental units constructed	Household Housing Unit	75	140	186.67%			
2013 Goal - HSG #2	Affordable Housing		Rental units rehabilitated	Household Housing Unit	50	147	294.00%			
2013 Goal - HSG #3	Affordable Housing		Homeowner Housing Rehabilitated	Household Housing Unit	50	172	344.00%			
2013 Goal - HSG #4	Affordable Housing		Homeowner Housing Rehabilitated	Household Housing Unit	50	0	0.00%			
2013 Goal - HSG #5	Affordable Housing		Direct Financial Assistance to Homebuyers	Households Assisted	100	166	166.00%			
2013 Goal - HSG #6	Affordable Housing		Homeowner Housing Added	Household Housing Unit	50	31	62.00%			
2013 Goal - HSG #7	Affordable Housing		Other	Other	1,500	7,936	529.07%			
Specific Special Needs Objectives										
2013 Goal - SN # 1	Non-Homeless Special Needs		Other	Other	2	1	50.00%			
2013 Goal - SN #2	Non-Homeless Special Needs		Other	Other	2	10	500.00%			
2013 Goal - SN #3	Non-Homeless Special Needs		Public service activities other than Low/Moderate Income Housing Benefit	Persons Assisted	150	86	57.33%			
2013 Goal - SN #4	Non-Homeless Special Needs		Rental units constructed	Household Housing Unit	30	75	250.00%			
Specific Community Development Objectives										
2014 Goal - CD #1	Non-Housing Community Development		Public Facility or Infrastructure Activities other than	Persons Assisted		0				

Goal	Category	Source / Amount	Indicator	Unit of Measure	Expected Strategic Plan	Actual Strategic Plan	Percent Complete	Expected Program Year	Actual Program Year	Percent Complete
			Low/Moderate Income Housing Benefit							
2014 Goal - CD #1	Non-Housing Community Development		Other	Other	8	5	62.50%			
2014 Goal - CD #2	Non-Housing Community Development		Public Facility or Infrastructure Activities other than Low/Moderate Income Housing Benefit	Persons Assisted	10,000	23,650	236.50%			
2014 Goal - CD #3	Non-Housing Community Development		Other	Other	10	3	30.00%			
2014 Goal - CD #4	Non-Housing Community Development		Public Facility or Infrastructure Activities other than Low/Moderate Income Housing Benefit	Persons Assisted		0				
2014 Goal - CD #4	Non-Housing Community Development		Other	Other	3	0	0.00%			
2014 Goal - CD #5	Non-Housing Community Development		Other	Other	5	8	160.00%			
2014 Goal - CD #6	Non-Housing Community Development		Public Facility or Infrastructure Activities other than Low/Moderate Income Housing Benefit	Persons Assisted		0				
2014 Goal - CD #6	Non-Housing Community Development		Other	Other	3	19	633.33%			
2014 Goal - CD #8	Non-Housing Community Development		Other	Other	10	5	50.00%			

Goal	Category	Source / Amount	Indicator	Unit of Measure	Expected Strategic Plan	Actual Strategic Plan	Percent Complete	Expected Program Year	Actual Program Year	Percent Complete
Specific Homeless Objectives										
2014 Goal - HM #1	Homeless		Overnight/Emergency Shelter/Transitional Housing Beds added	Beds	30	0	0.00%			
2014 Goal - HM #2	Homeless		Overnight/Emergency Shelter/Transitional Housing Beds added	Beds	30	0	0.00%			
2014 Goal - HM #3	Homeless		Public Facility or Infrastructure Activities other than Low/Moderate Income Housing Benefit	Persons Assisted		0				
2014 Goal - HM #3	Homeless		Overnight/Emergency Shelter/Transitional Housing Beds added	Beds	10	1	10.00%			
2014 Goal - HM #4	Homeless		Public service activities other than Low/Moderate Income Housing Benefit	Persons Assisted		0				
2014 Goal - HM #4	Homeless		Other	Other	5	1	20.00%			
2014 Goal - HM #5	Homeless		Other	Other	10	3	30.00%			
2014 Goal - HM #6	Homeless		Tenant-based rental assistance / Rapid Rehousing	Households Assisted		0				
2014 Goal - HM #6	Homeless		Homelessness Prevention	Persons Assisted		0				
Specific Housing Objectives										
2014 Goal - HSG #1	Affordable Housing		Rental units constructed	Household Housing Unit	75	140	186.67%			
2014 Goal - HSG #2	Affordable Housing		Rental units rehabilitated	Household Housing Unit	50	147	294.00%			
2014 Goal -	Affordable		Homeowner Housing	Household	50	171	342.00%			

Goal	Category	Source / Amount	Indicator	Unit of Measure	Expected Strategic Plan	Actual Strategic Plan	Percent Complete	Expected Program Year	Actual Program Year	Percent Complete
HSG #3	Housing		Rehabilitated	Housing Unit						
2014 Goal - HSG #4	Affordable Housing		Homeowner Housing Rehabilitated	Household Housing Unit	50	0	0.00%			
2014 Goal - HSG #5	Affordable Housing		Direct Financial Assistance to Homebuyers	Households Assisted	100	166	166.00%			
2014 Goal - HSG #6	Affordable Housing		Homeowner Housing Added	Household Housing Unit	50	31	62.00%			
2014 Goal - HSG #7	Affordable Housing		Other	Other	1,500	7,936	529.07%			
Specific Special Needs Objectives										
2014 Goal - SN # 1	Non-Homeless Special Needs		Other	Other	2	1	50.00%			
2014 Goal - SN #2	Non-Homeless Special Needs		Other	Other	2	9	450.00%			
2014 Goal - SN #3	Non-Homeless Special Needs		Public service activities other than Low/Moderate Income Housing Benefit	Persons Assisted	150	86	57.33%			
2014 Goal - SN #4	Non-Homeless Special Needs		Rental units constructed	Household Housing Unit	30	75	250.00%			
Specific Community Development Objectives										
CD #1		CDBG: \$592,419	Public Facility or Infrastructure Activities other than Low/Moderate Income Housing Benefit	Persons Assisted	0	0		42,000	4,935	11.75%
CD #1		CDBG: \$592,419	Public service activities other than Low/Moderate Income Housing Benefit	Persons Assisted	0	0		7,264	13,834	190.45%
CD #2		CDBG: \$265,388	Public Facility or Infrastructure Activities other than	Persons Assisted	0	0		15,600	0	0.00%

Goal	Category	Source / Amount	Indicator	Unit of Measure	Expected Strategic Plan	Actual Strategic Plan	Percent Complete	Expected Program Year	Actual Program Year	Percent Complete
			Low/Moderate Income Housing Benefit							
CD #3		CDBG: \$176,076	Buildings Demolished	Buildings	0	0		2	0	0.00%
CD #3		CDBG: \$176,076	Other	Other	0	0		7,800	12,735	163.27%
CD #4		CDBG: \$465,384	Public Facility or Infrastructure Activities other than Low/Moderate Income Housing Benefit	Persons Assisted	0	0		10,955	11,990	109.45%
CD #5		CDBG: \$25,000	Buildings Demolished	Buildings	0	0		2	1	50.00%
CD #6		CDBG: \$411,659	Public Facility or Infrastructure Activities other than Low/Moderate Income Housing Benefit	Persons Assisted	0	13,632		8,460	7,365	87.06%
CD #6		CDBG: \$411,659	Homeless Person Overnight Shelter	Persons Assisted	0	3,612		0	0	
CD #6		CDBG: \$411,659	Overnight/Emergency Shelter/Transitional Housing Beds added	Beds	0	0		0	0	
Specific Homeless Objectives										
HM #4		CDBG: \$40,000	Public service activities other than Low/Moderate Income Housing Benefit	Persons Assisted	0	0		100	1,319	1,319.00%
HM #5		ESG: \$96,000	Homeless Person Overnight Shelter	Persons Assisted	0	0		550	544	98.91%
HM #6		ESG: \$93,208	Tenant-based rental assistance / Rapid Rehousing	Households Assisted	0	0		13	35	269.23%
HM #6		ESG: \$93,208	Homelessness Prevention	Persons Assisted	0	0		13	26	200.00%

Goal	Category	Source / Amount	Indicator	Unit of Measure	Expected Strategic Plan	Actual Strategic Plan	Percent Complete	Expected Program Year	Actual Program Year	Percent Complete
Specific Housing Objectives										
HSG #1		HOME: \$460,946	Rental units constructed	Household Housing Unit	0	0		19	27	142.11%
HSG #2		HOME: \$400,000	Rental units rehabilitated	Household Housing Unit	0	0		8	4	50.00%
HSG #3		HOME: \$444,731 / Housing Trust Fund: \$72,000 / SHIP: \$263,750	Homeowner Housing Rehabilitated	Household Housing Unit	0	0		27	21	77.78%
HSG #4		HOME: \$100,000 / SHIP: \$200,000	Homeowner Housing Added	Household Housing Unit	0	0		3	0	0.00%
HSG #5		HOME: \$100,000 / SHIP: \$50,000	Direct Financial Assistance to Homebuyers	Households Assisted	0	0		12	34	283.33%
HSG #7		SHIP: \$175,000	Other	Other	0	0		500	1622	324.40%
Specific Special Needs Objectives										
SN #3		CDBG: \$30,000	Public service activities other than Low/Moderate Income Housing Benefit	Persons Assisted	0	0		43	93	216.28%
Table 1 - Accomplishments – Program Year & Strategic Plan to Date										

Assess how the jurisdiction's use of funds, particularly CDBG, addresses the priorities and specific objectives identified in the plan, giving special attention to the highest priority activities identified.

Projects funded during the reporting period supported objectives identified in the 2011-15 Consolidated Plan. CDBG, ESG and HOME funds were used to address the high priority needs of providing affordable housing, supporting facilities/housing and addressing holistic physical revitalization/redevelopment in the urban county. Projects completed during the 2014-15 fiscal year helped meet the following specific goals identified in the Consolidated Plan and Annual Action Plan:

Goals: Improving public infrastructure and facilities in low- to moderate-income neighborhoods, blighted areas, or that serve low- to moderate-income households. These goals were addressed through completion of the following projects:

- City of Indian Rocks Beach Sidewalks
- City of Oldsmar Street Resurfacing
- Girls, Inc. Facility Rehabilitation
- Greater Ridgecrest YMCA Facility Rehabilitation
- Gulf Coast Jewish Family and Community Services Facility Rehabilitation
- PEMHS Facility Rehabilitation
- Local Community Housing Corporation Cops N Kids Facility Rehabilitations (2 facilities)

Goal: Supporting operations of public facilities that serve low- to moderate-income households. This goal was addressed through completion of the following projects:

- Greater Ridgecrest YMCA Operations
- Local Community Housing Corporation HomeShare Program Operations
- Pinellas Opportunity Council Chore Services Program Operations
- Police Athletic League Operations

Goals: Improving neighborhood revitalization and target areas and removing slum/blight. These goals were addressed through completion of the following projects:

- Central Lealman Sidewalks
- Central Lealman Land Acquisitions
- Demolition and Clearance
- Greater Ridgecrest Neighborhood Clean-up
- Target Area Code Enforcement
- Target Area Pre-Development Activities

Goals: Preserving or producing affordable housing. These goals were addressed through completion of the following projects:

- Community Housing Assistance Program (Homelessness Prevention/Re-Housing Program)
- Owner/Rental Housing Preservation Programs
- Rental Housing Production Programs
- Housing Opportunities Programs

Several projects identified in the FY 14/15 Action Plan are still underway and will be completed in the next fiscal year. These projects include:

- Central Lealman Joe's Creek Park Design
- Dansville Neighborhood Revitalization Area Activities (prior year funding) – Ongoing neighborhood revitalization projects, including housing construction, delayed due to nation-wide housing market factors.
- Demolition and Clearance Program (1 demolition was completed; remaining open to expend remaining project funds)
- NRSA/Target Area Community Gardens
- Police Athletic League Facility Rehabilitation
- WestCare Gulfcoast Turning Point Facility Rehabilitation

Several projects identified for funding in the FY 14/15 Action Plan have been cancelled. These projects include:

- Girls, Inc. Facility Operations – this activity was created to fund specific audit expenses resulting from CDBG funding. Funding levels did not meet audit requirement thresholds, therefore no audit expenses were incurred by agency.
- Lealman Fire Hydrant Installation –activity remains low on the list of projects for City that supplies water to the community.
- NRSA/Target Area Tree Planting Program – program not feasible due to right-of-way restrictions.

Several projects identified as alternates were funded with unanticipated program income received during the fiscal year. These activities are included in the completed projects identified above. Additionally, the St. Pete Beach Infrastructure Project and PARC Burkett Villa Rehab Project may still be funded with excess program income. All other alternate activities were not funded.

Actual expenditures for each priority need during FY 14/15 were fairly consistent with the Annual Action Plan and with identified objectives. Affordable housing projects often span multiple reporting periods, thus activities are carried over into subsequent fiscal years. Additionally neighborhood revitalization activities funded with CDBG can span multiple fiscal years with additional funds added each year. These multiple year activities will be reported future CAPERs when completed.

CR-10 - Racial and Ethnic composition of families assisted

Describe the families assisted (including the racial and ethnic status of families assisted). 91.520(a)

	CDBG	HOME	ESG
White	23,856	15	17
Black or African American	9,426	12	23
Asian	1,162	1	0
American Indian or American Native	37	0	0
Native Hawaiian or Other Pacific Islander	9	0	1
Total	34,490	28	41
Hispanic	2,839	4	4
Not Hispanic	34,798	25	37
Please note the CDBG data included in the table above does not include participants who identified their racial status as American India, Alaskan Native and White, Asian and White, Black or African American and White, American Indian or Alaskan Native and Black or African American, and Other Multi-Racial or those in these races who identified their ethnicity as Hispanic. HOME data included in the table above does not include participants who identified their racial status as Other Multi-Racial. The narrative below includes the demographic data for all racial and ethnic groups reported for all funding sources.			
Table 2 – Table of assistance to racial and ethnic populations by source of funds			

Narrative

In FY 14/15, CDBG funded public service and public facility activities served a total of 37,637 persons and 1 housing activity. Following are the racial and ethnic status of the program participants: White - 23,856 (63.38%); Black or African American - 9,426 (25.04%); Asian - 1,162 (3.09%); American Indian or Alaskan Native - 37 (0.10%); Native Hawaiian or Other Pacific Islander - 9 (0.02%); American India, Alaskan Native and White - 214 (0.57%); Asian and White - 11 (0.03%); Black or African American and White - 539 (1.43%); American Indian or Alaskan Native and Black or African American - 21 (0.06%); Other Multi-Racial - 2,362 (6.28%). Additionally, 2,839 of these identified program participants, or 7.5% of the total identified program participants, were Hispanic.

The income demographics for the CDBG families assisted are as follows: Extremely Low Income (0-30% AMI) - 14,635 (38.88%); Very Low Income (31-50% AMI) - 8,151 (21.66%); Low Income (51-80% AMI) - 6,655 (17.68%); and Moderate Income (80%+ AMI) - 8,196 (21.78%).

CDBG also funded projects that serve residents within designed Neighborhood Revitalization Strategy and Local Target Areas that are reported on an area basis. These projects benefitted 28,410 residents in those areas.

In FY 14/15, HOME funded housing activities served a total of 29 households. Following are the racial and ethnic status of the program participants: White - 15 (51.72%); Black or African American - 12 (41.38%); Asian - 1 (3.45%); Other Multi-Racial - 1 (3.45%). Additionally, 4 of the program participants, or 13.8% of the total program participants, was Hispanic.

The income demographics for the HOME families assisted are as follows: Extremely Low Income (0-30% AMI) - 9 (31%); Very Low Income (31-50% AMI) - 9 (31%); and Low Income (51-80% AMI) - 11 (38%).

In FY 14/15, the ESG funded Community Housing Assistance Program completed serving a total of 41 individuals and/or households that consisted of a total of 100 persons. Additional persons are in the process of being served and will be reported when their service is complete. Following are the racial and ethnic status of the completed program participants: White - 44 (44%); Black or African American - 52 (52%); Native Hawaiian or Other Pacific Islander - 4 (4%). Additionally, 4 of the program participants, or 0.04% of the total program participants, were Hispanic. All ESG individuals or households assisted had Extremely Low (0-30% AMI).

In FY 14/15, NSP and State and local funded housing activities served a total of 76 households. Following are the racial and ethnic status of the program participants: White - 52 (68.42%); Black or African American - 20 (26.32%); Asian - 2 (2.63%); Other Multi-Racial - 2 (2.63%). Additionally, 8 of the program participants, or 10.5% of the total program participants, were Hispanic.

The income demographics for the NSP/State/local families assisted are as follows: Extremely Low Income (0-30% AMI) - 5 (6.6%); Very Low Income (31-50% AMI) - 33 (43.4%); Low Income (51-80% AMI) - 37 (48.7%); and Moderate Income (81-120% AMI) - 1 (1.3%).

CR-15 - Resources and Investments 91.520(a)

Identify the resources made available

Source of Funds	Source	Resources Made Available	Amount Expended During Program Year
CDBG		2,507,408	2,721,856
HOME		1,672,975	2,957,140
ESG		204,549	155,657
Other	SHIP/HTF	725,000	2,390,420
Table 3 - Resources Made Available			

Narrative

During the fiscal year, Pinellas County had a total of \$5,062,409 in Federal CDBG, HOME and ESG program funding available to fund eligible housing and community development activities in low- and moderate-income and slum and blighted areas, and to fund local agencies that provide services that assist low- and moderate-income residents throughout the County. The funding consisted of \$3,699,932 in new entitlement funding through the CDBG, HOME, and ESG programs and \$1,362,477 in program income generated from previously funded CDBG and HOME program activities. The County also had a total of \$499,513 in Neighborhood Stabilization Program (Rounds 1, 2 and 3) program income available for eligible housing related activities. Additionally, Pinellas County had a total of \$2,872,218 in Florida State Housing Initiatives Partnership (SHIP) program and local Housing Trust Funds and General Funds available to assist in addressing the housing needs

in the County. Although the opportunity to apply was available, during the fiscal year, there were no MBE/WBE contracts executed.

Identify the geographic distribution and location of investments

Target Area	Planned % of Allocation	Actual % of Allocation	Narrative Description
Central Lealman Target Area	48	29	Redevelopment/revitalization activities in the locally designated Central and East Lealman Target Areas
Dansville Redevelopment Area	5	3	Redevelopment/revitalization activities in the Dansville Neighborhood Revitalization Area
Greater Ridgecrest Area	20	14	Redevelopment/revitalization activities in the Greater Ridgecrest Neighborhood Revitalization Area
High Point Target Area	1	0	Redevelopment/revitalization activities in the locally designated High Point Target Area
Tarpon Springs Target Area	4	2	Redevelopment/revitalization activities in the locally designated Tarpon Springs Target Area

Table 4 – Identify the geographic distribution and location of investments

Narrative

During the fiscal year, 3% of the total CDBG expenditures were expended on activities in the Dansville Neighborhood Revitalization Area; 14% of the total CDBG expenditures were expended on activities in the Greater Ridgecrest Neighborhood Revitalization Area; 29% of the total CDBG expenditures were expended on activities in the Central and East Lealman Target Areas; and 2% of the total CDBG expenditures were expended on activities in the Tarpon Springs Target Area. Although funds were anticipated to be expended in the High Point Target Area on the Tree Planting Program, the program was cancelled due to right-of-way issues. Therefore no funds were expended in the High Point Target Area.

Redevelopment and revitalization funds are directed to County targeted areas; including two HUD approved Neighborhood Revitalization Strategy Areas (NRSA) and the locally designated Lealman Target Areas, Tarpon Springs Target Areas and High Point Target Areas. Funds are also used to support redevelopment activities in cooperating cities. All areas are either principally low/moderate income as determined through HUD generated Low and Moderate Income Summary Data or slum/blight areas as designated by the local government.

Public facility improvement and operations activities can be funded throughout the County as long as the activities being carried out at the facilities serve residents of the urban county and are serving a low- and moderate-income clientele.

Housing programs are available throughout the Urban County, with a focus on areas with a concentration of older housing, as well as on special targeted areas. The County encourages mixed-income developments. For activities involving homeless or special needs, the emphasis continues to be cooperation with other entitlement communities in the County to ensure that those in need within all areas of the County are served (while ensuring that the project sponsor or sub-grantee is serving Urban County residents).

Leveraging

Explain how federal funds leveraged additional resources (private, state and local funds), including a description of how matching requirements were satisfied, as well as how any publicly owned land or property located within the jurisdiction that were used to address the needs identified in the plan.

The County expended \$7,003,313 of Federal CDBG, HOME, ESG and NSP3 funds during the fiscal year on completed housing, public service, public facility and public infrastructure related activities. Additionally, the County expended \$1,601,832 of local Housing Trust Funds and General Funds and State SHIP funds for completed housing program activities. The projects completed with Federal, State, and local funds leveraged \$55,069,440 in community funding.

Pinellas County continues to leverage Federal funds through the use of other public and private resources. The County's annual application cycle emphasizes the need to leverage Federal funds with local funds in order to meet more of the needs within the community. Annual allocations and program income generated through the State of Florida's State Housing Initiatives Partnership (SHIP) program and program income generated through the County's locally funded Housing Trust Fund (HTF) program provide public leveraging. Private lenders also provide leveraging through primary loans on homeownership activities and rental development.

Matching requirements of the HOME program are satisfied primarily with State of Florida SHIP funds and also with Pinellas County's Housing Trust Fund. New HOME Match in the amount of \$22,717.90 was contributed during FY 14/15. Matching requirements of the ESG program were satisfied with County General Funds on activities benefitting homeless individuals and families.

Pinellas County also has limited land available to create additional affordable units within the Consortium. In 2007, the County authorized the Housing Finance Authority to utilize land trusts to help facilitate the ownership and development of affordable housing projects in Pinellas County. The HFA established the Bright Community Trust (formerly known as the Pinellas Community Housing Foundation) as trustee for the land trusts. The Bright Community Trust currently has twenty distinct land trusts located throughout the County that include 544 permanently affordable housing units. This diverse portfolio represents 480 rental units and 64 ownership units that consist of 49 single-family and 15 townhome units that will be permanently affordable for low-income households in Pinellas County.

Additionally, Pinellas County owns property in the Greater Ridgecrest Neighborhood Revitalization Strategy Area (NRSA), which houses the Greater Ridgecrest Branch YMCA. The Y administers a comprehensive recreation program for the residents of the surrounding Greater Ridgecrest Area, low- and moderate-income neighborhoods. The Y serves three crucial areas of focus to help residents with youth development; healthy living; and social responsibility. The Y also serves other Y school age programs, Ridgecrest Elementary School, and Indian Rocks Christian School, by providing access to the pool and gym. For community residents, the Y serves as an affordable rental venue for private community events. The Greater Ridgecrest Branch of the YMCA of the Suncoast is guided by an advisory board with 100% of its membership being residents of the community or persons whose principal place of business is in the community.

Fiscal Year Summary – HOME Match	
1. Excess match from prior Federal fiscal year	\$1,299,903
2. Match contributed during current Federal fiscal year	\$22,720
3. Total match available for current Federal fiscal year (Line 1 plus Line 2)	\$1,322,623
4. Match liability for current Federal fiscal year	\$490,113
5. Excess match carried over to next Federal fiscal year (Line 3 minus Line 4)	\$832,510
Table 5 – Fiscal Year Summary - HOME Match Report	

Match Contribution for the Federal Fiscal Year								
Project No. or Other ID	Date of Contribution	Cash (non-Federal sources)	Foregone Taxes, Fees, Charges	Appraised Land/Real Property	Required Infrastructure	Site Preparation, Construction Materials, Donated labor	Bond Financing	Total Match
002366A	06/12/2015	22,718	0	0	0	0	0	22,718
Table 6 – Match Contribution for the Federal Fiscal Year								

HOME MBE/WBE report

Program Income – Enter the program amounts for the reporting period						
Balance on hand at begin-nig of reporting period \$	Amount received during reporting period \$	Total amount expended during reporting period \$	Amount expended for TBRA \$	Balance on hand at end of reporting period \$		
0	759,459	759,459	0	0		
Table 7 – Program Income`						
Minority Business Enterprises and Women Business Enterprises – Indicate the number and dollar value of contracts for HOME projects completed during the reporting period						
	Total	Minority Business Enterprises				White Non-Hispanic
		Alaskan Native or American Indian	Asian or Pacific Islander	Black Non-Hispanic	Hispanic	
Contracts						
Dollar Amount	0	0	0	0	0	0
Number	0	0	0	0	0	0
Sub-Contracts						
Number	0	0	0	0	0	0
Dollar Amount	0	0	0	0	0	0
	Total	Women Business Enterprises	Male			
Contracts						
Dollar Amount	0	0	0			
Number	0	0	0			

Sub-Contracts			
Number	0	0	0
Dollar Amount	0	0	0
Table 8 – Minority Business and Women Business Enterprises			

Minority Owners of Rental Property – Indicate the number of HOME assisted rental property owners and the total amount of HOME funds in these rental properties assisted						
	Total	Minority Business Enterprises				White Non-Hispanic
		Alaskan Native or American Indian	Asian or Pacific Islander	Black Non-Hispanic	Hispanic	
Number	0	0	0	0	0	0
Dollar Amount	0	0	0	0	0	0

Table 9 – Minority Owners of Rental Property						
Relocation and Real Property Acquisition – Indicate the number of persons displaced, the cost of relocation payments, the number of parcels acquired, and the cost of acquisition						
Parcels Acquired		0	0	0		
Businesses Displaced		0	0	0		
Nonprofit Organizations Displaced		0	0	0		
Households Temporarily Relocated, not Displaced		0	0	0		
	Total	Minority Property Enterprises				White Non-Hispanic
		Alaskan Native or American Indian	Asian or Pacific Islander	Black Non-Hispanic	Hispanic	
Number	0	0	0	0	0	0
Cost	0	0	0	0	0	0
Table 10 – Relocation and Real Property Acquisition						

CR-20 - Affordable Housing 91.520(b)

Evaluation of the jurisdiction's progress in providing affordable housing, including the number and types of families served, the number of extremely low-income, low-income, moderate-income, and middle-income persons served.

	One-Year Goal	Actual
Number of Homeless households to be provided affordable housing units	26	35
Number of Non-Homeless households to be provided affordable housing units	69	73
Number of Special-Needs households to be provided affordable housing units	0	39
Total	95	147
Table 11 – Number of Households		

	One-Year Goal	Actual
Number of households supported through Rental Assistance	26	61
Number of households supported through The Production of New Units	22	27
Number of households supported through Rehab of Existing Units	35	25
Number of households supported through Acquisition of Existing Units	12	34
Total	95	147
Table 12 – Number of Households Supported		

Discuss the difference between goals and outcomes and problems encountered in meeting these goals.

Pinellas County continues to work on meeting the goals identified in the 2011-2015 Consolidated Plan. Most annual affordable housing goals were either exceeded or a portion of the goal was met. In the category of the number of households supported through rehabilitation of existing units, the County provided 25 of the 35 unit goal. The County identified several issues that reduced the number of households that qualified for rehabilitation. Issues included applicants that lost their insurance due to the conditions of their roofs; households with loan to value ratios that exceeded allow program limits; and the capacity of nonprofits selected to administer housing programs for the County. The uninsured applicant issue was addressed by allowing applicants to retain insurance after rehabilitation activities were completed and in some cases incorporating the cost of the insurance premiums into the loan. After decreased property values brought on by the housing market crash, property values are slowing increase, but at a much slower rate than the values dropped. This has caused homeowners to either have a high loan to value ratio or to be upside down. The County has partially addressed this issue by increasing program loan to value ratio limits from 120% to 145%. Finally, to address the nonprofit staff capacity, the County issued a new Request for Qualifications to try increase the number of agencies to administer County housing programs.

The largest barriers faced during 2014-2015 continued to be availability the continued loss of public funds available to assist with affordable housing programs. The County continues to experience reductions in Federal HOME allocations, with a decrease in total allocations of approximately \$700,000 over the last five years and an additional reduction of approximately \$100,000 in the upcoming fiscal year. The County has begun to see an increase in allocations from the State SHIP Program with an allocation for FY 2014-15 of \$2,241,376. However, funding at this level still reflects close to a fifty percent reduction from a SHIP allocation that was in excess of \$4 million annually. The loss of these federal and local resources that support the development and financing of affordable housing continues to create a gap in the financing of projects and programs administered by the County.

Discuss how these outcomes will impact future annual action plans.

In the new 5-year Consolidated Plan, cover fiscal years 2015-16 through 2019-20, Pinellas County re-evaluated and reduced the expected goals for the five-year cycle due to the continued reduction in resources for

affordable housing. Affordable housing will continue to be one of the high priority goals identified in the 5-Year Plan and addressed in the Annual Action Plans and Pinellas County will continue to utilize CDBG, HOME and ESG funds to meet the needs identified.

Include the number of extremely low-income, low-income, and moderate-income persons served by each activity where information on income by family size is required to determine the eligibility of the activity.

Number of Persons Served	CDBG Actual	HOME Actual
Extremely Low-income	0	9
Low-income	0	9
Moderate-income	1	11
Total	1	29
Table 13 – Number of Persons Served		

Narrative Information

Pinellas County housing programs are available to extremely low, low, and moderate-income households that meet the eligibility requirements for each program. In FY 14/15 Pinellas County housing programs assisted 147 total units using Federal CDBG, HOME, and ESG funding, as well as State SHIP funds, local HTF funds and General Funds. Owner housing opportunity programs and owner preservation programs served a total of 55 households: 1 extremely low-income, 10 low-income, and 44 low to moderate-income. Rental housing preservation, rental housing production and homelessness prevention/re-housing programs served a total of 92 households: 54 extremely low-income, 32 low-income, 5 low to moderate-income and 1 low-mod-middle income.

Pinellas County continues to experience a significant housing affordability issue with both ownership and rental housing. According to a report on America's Rental Crisis by the Harvard Joint Center for Housing Studies a record number of renters in the Tampa Bay Area and nationwide face serious affordability issues at a time when rents are growing faster than incomes and the supply of moderately priced rental housing is failing to meet the surging demand. In the Tampa Bay area more than one-fourth of all renters are severely burdened by rents that consume at least half of the household income leaving little income available for other necessities and lower-income families struggling to find affordable rentals. Additionally, assistance programs have been unable to fill the gap, with households that qualify for rent subsidies outstripping the availability by a 4 to 1 ratio.

Based on 2010 Census data, countywide 49% of owner households exceed HUD's affordability threshold. Fifty-six percent of countywide rents exceed HUD's affordability threshold. Families transitioning to rental as a result of foreclosure are finding it difficult to secure affordably priced housing as indicated above. The supply of rental housing in the Consortium, affordable to extremely low-, low-, moderate-, and middle-income families, has not kept pace with the increased demand for rental housing. Average rents are not affordable and households are barely able to afford rent. Pinellas County is built out and lacks developable land for

construction of new affordable rental housing. These barriers continue to have a negative impact on projects and programs utilized to implement the County's stated strategies.

CR-25 - Homeless and Other Special Needs 91.220(d, e); 91.320(d, e); 91.520(c)

Evaluate the jurisdiction's progress in meeting its specific objectives for reducing and ending homelessness through:

Reaching out to homeless persons (especially unsheltered persons) and assessing their individual needs

In FY 14/15 Pinellas County provided \$156,961 in CDBG funds supporting homeless operations and homeless facility rehabilitation. Funding was provided to two projects: Catholic Charities for operating costs including utilities and essential service salaries of case managers at Pinellas Hope emergency shelter and to Religious Community Services for the rehabilitation of Grace House, a 14-unit emergency shelter. Funding the projects addresses two Specific Homeless Objectives identified in the Five-Year Plan: Homeless Objective #4: funding for operating expenses to ensure continued operation of existing homeless facilities; and Homeless Objective #5: supporting rehabilitation of emergency or transitional housing facilities to ensure continued operation of facilities that serve homeless individuals. Additionally, Pinellas County works closely with the Pinellas County Homeless Leadership Board, Inc., attending general meetings of the Board, participating on the Coordinated Intake, Assessment and Referral Planning Committee; and providing staff support for the Point-in-Time Count.

The Homeless Leadership Board (HLB) partners with the Juvenile Welfare Board's Children's Services Council & 2-1-1 Tampa Bay Cares on the Family Services Initiative (FSI) that works with families with needs to prevent homelessness while working on longer-term issues and to have one place for families to make initial contact for help. FSI is publicized widely as the place to go for help for the homeless and at-risk families. Homeless/at risk families call 2-1-1 & are directed to specific triage staff for short assessment. Outreach is done by 3 full-time/2 half-time Street Outreach Teams who cover major parts of the county five days a week.

The Street Outreach Teams are the center of the Continuum of Care's efforts to find & engage street homeless, in place since late 2006. Each Street Outreach Team is composed of one law enforcement officer and one case manager. Additionally, Street Outreach Individuals focus on finding unaccompanied youth. The Veterans Administration funds Veterans Outreach persons.

All the outreach personnel meet bi-monthly to discuss problems, identify increases/decreases in specific populations, problem-solve, and meet with providers of emergency mats and beds. Police departments train their law enforcement staff members on working with street homeless persons. Once a street homeless individual or couple seeks assistance, they are encouraged to go to Safe Harbor, the County's major intake/emergency shelter and are assigned to a case manager for assessment & referral to services, etc. Unaccompanied youth are 'friended' and referred to Family Resources and other youth programs to get them off the street. Street Outreach Teams also process individuals for entrance to Pinellas Hope, another major emergency shelter.

Addressing the emergency shelter and transitional housing needs of homeless persons

As a result of limited funding for operations, Pinellas County supports emergency and transitional housing needs by providing CDBG funding to assist with brick and mortar type projects. In FY 2014-15, the County partnered with the City of Clearwater and the City of Largo for the rehabilitation of Religious Community Services' Grace House, a 14-unit emergency shelter. Pinellas County provided \$116,961 in CDBG funding to Religious Community Services for the rehabilitation. Grace House served 544 persons in FY 14/15. The County, through the Human Services Department, provided \$500,000 to support Pinellas Hope, efficiency apartments for homeless individuals. Pinellas Hope provides transitional housing for homeless individuals as they begin to transition back to regular housing. In FY 14/15, the Human Services Department provided \$167,192 to Homeless Emergency Project to support emergency shelter beds. Additionally, in FY 14/15 the Human Services Department provided \$185,610 to Westcare Gulfcoast-Florida to support emergency shelter beds. **Funding provided addresses two Specific Homeless Objectives identified in the Five-Year Plan: Homeless Objective #4: funding for operating expenses to ensure continued operation of existing homeless facilities; and Homeless Objective #5: supporting rehabilitation of emergency or transitional housing facilities to ensure continued operation of facilities that serve homeless individuals.**

Helping low-income individuals and families avoid becoming homeless, especially extremely low-income individuals and families and those who are: likely to become homeless after being discharged from publicly funded institutions and systems of care (such as health care facilities, mental health facilities, foster care and other youth facilities, and corrections programs and institutions); and, receiving assistance from public or private agencies that address housing, health, social services, employment, education, or youth needs

Pinellas County continues to show increased homelessness in families with children due to high unemployment and the number is not expected to decrease much until there are more jobs created. In FY 14/15, the Homeless Leadership Board continued working on the implementation of a coordinated access/assessment, to help with identifying those not yet homeless or to get homeless families into permanent housing more quickly. The Service Prioritization Decision Assistance Tool has been developed and some training has been provided. This process involves Emergency Solutions Grants and other County-funded programs and funders.

In FY 14/15 Pinellas County expended \$155,657 in Emergency Solutions Grant funds administering the Community Housing Assistance Program providing homelessness prevention and rapid re-housing activities. In FY 14/15 Pinellas County served a total of 61 individuals and/or households experiencing homelessness or at risk of becoming homeless; 41 individuals and/or households were served with Emergency Solutions Grant funds while 20 individuals and/or households were served using County local Housing Trust Fund and General Funds. **Funding provided addresses the Specific Housing Objectives of providing decent affordable housing in the form of tenant based rental assistance to low-income families.**

Pinellas County Human Services provides Homeless Prevention and Self-Sufficiency programs targeted to the homeless population. The programs target high poverty zone areas throughout the County and focus on individuals who are disabled and need assistance applying for Federal benefits, employed homeless families

with children seeking affordable, permanent housing, and veterans who need assistance with obtaining Federal benefits, with a special focus on homeless veterans. Human Services provided \$311,035 towards their Family Housing Assistance Program, which provides case management to highly motivated working families with a desire to transition from homelessness into economic self-sufficiency through customized family plans that include assistance with locating housing, paying rent and/or security deposits, utilities, food, transportation, work assistance or retraining. Financial coaching services are provided to assist families with budgeting and establishing or restoring credit.

The Veterans Services Program has changed to increase its focus on homeless veterans. Traditional and homeless veterans may receive services under any of the Homeless Prevention and Self-Sufficiency Programs they qualify for and may receive medical assistance through the Pinellas County Health Program until their Federal medical benefits are determined and received.

The County continues to monitor the availability of additional Federal funds that may become available to address homeless and homeless prevention activities. Pinellas County coordinates these activities with other jurisdictions within the County to ensure that eligible recipients are not moving needlessly in order to access the funding.

Helping homeless persons (especially chronically homeless individuals and families, families with children, veterans and their families, and unaccompanied youth) make the transition to permanent housing and independent living, including shortening the period of time that individuals and families experience homelessness, facilitating access for homeless individuals and families to affordable housing units, and preventing individuals and families who were recently homeless from becoming homeless again

In FY 14/15 Pinellas County expended \$155,657 in Emergency Solutions Grant funds administering the Community Housing Assistance Program providing homelessness prevention and rapid re-housing activities. In FY 14/15 Pinellas County served a total of 61 individuals and/or households experiencing homelessness or at risk of becoming homeless; 41 individuals and/or households were served with Emergency Solutions Grant funds while 20 individuals and/or households were served using County local Housing Trust Fund and General Funds. Additionally, the County provided over \$1.9 million in support for homeless programs in the community through their Homeless Initiatives and Domestic Violence Programs.

Pinellas Safe Harbor, a 470-bed homeless shelter and jail diversion program that opened in January 2011. Pinellas Safe Harbor helps divert homeless individuals from the criminal justice system and alleviates jail overcrowding. Pinellas Safe Harbor serves as a transitional facility to prevent former County residents coming out of State prisons from ending up on the street. The goal of Pinellas Safe Harbor is to enable individuals to re-enter mainstream society and receive assistance towards acquiring more permanent housing. Pinellas Safe Harbor operates a \$1.6 million budget provided by the Pinellas County Sheriff's Office, which is offset by municipal and community contributions.

Pinellas Safe Harbor, as a jail diversion program, is a cost effective alternative to jail incarceration. It costs \$106 per day for Pinellas County to house an inmate in jail, while it costs Pinellas Safe Harbor \$13 per day to house a resident. Clientele includes military veterans, chronically homeless, physically disabled, persons with mental

illness, alcohol/drug abusers, individuals living on the street, individuals released from jail, and individuals from emergency shelters where they are no longer welcome.

Pinellas County coordinates with the Juvenile Welfare Board (JWB) Family Service Initiative, which provides a range of prevention assistance to families/children (may include very-short term shelter and case management to remain in/get new housing). The County funds 2-1-1 Tampa Bay Cares to connect at-risk families/persons with prevention resources including Emergency Food and Shelter projects. Additionally, Pinellas County provided partial funding for the Homeless Leadership Board administrative expenses.

The Continuum of Care is exploring strategies and potential initiatives to shorten the period of time families are experiencing homelessness. The Service Prioritization Decision Assistance Tool has been developed and initial training has been provided. The Continuum of Care began using HMIS to formally monitor returns to homelessness from permanent housing programs (Rapid Re-Housing, Permanent Supportive Housing, PH). This process is the monitoring base of the System Quality Improvement Committee performance outcome monitoring/evaluation system used to set goals and measure performance for the Continuum. HLB and HMIS staff meet monthly to review performance and identify a baseline for returns to homelessness from permanent housing. Continual monitoring/tracking of families/individuals who return to homelessness will evaluate the measures taken to reduce the chance of return. The most critical steps now for the Continuum to assist families/individuals are enrollment in cash/non-cash mainstream resources prior to exit and ongoing case management/contact with the person/family; this is in place for many PH/PSH programs but not for family rapid re-housing. Another step being explored is improved employment/job readiness skills training for all exiters.

CR-30 - Public Housing 91.220(h); 91.320(j)

Actions taken to address the needs of public housing

There are five public housing authorities within Pinellas County. The Pinellas County Housing Authority, Clearwater Housing Authority and the St. Petersburg Housing Authority, all have public housing units and administer vouchers. These three agencies continue to redevelop many of their public housing sites into mixed-income developments. The Dunedin Housing Authority currently has no public housing units and does not administer vouchers. Additionally, the Housing Authority of Tarpon Springs owns and operates public housing units but does not administer vouchers. Public Housing Authorities in Florida are created as independent organizations under Florida Statutes. Thus, the County interfaces with the local housing authorities on activities as requested by them, and the County has contributed toward safe and sound public housing, as well as the provision of recreational and other social accommodations.

The Landings at Cross Bayou Pinellas Heights, a 184-unit affordable rental housing development was completed in FY 14/15. Pinellas County partnered with the Pinellas County Housing Authority expending \$303,041 in HOME funding towards the housing preservation project that included \$24.3 Million project.

The County and the housing authorities continue to work together to identify opportunities that will provide affordable units to households at 50% AMI, 60% AMI and up to 120% AMI.

Actions taken to encourage public housing residents to become more involved in management and participate in homeownership

The Pinellas County Housing Authority (PCHA) encourages residents to become more involved in management and to participate in self-sufficiency programs. PCHA offers a Family Self-Sufficiency Program for all Housing Choice Voucher holders who wish to improve their financial situation, eliminate their dependence on public assistance and are motivated to changing their lives.

PCHA partners with agencies and businesses throughout the community to coordinate services for participants including child care, educational/vocational training, transportation, development or employability and business skills, job placement, financial counseling, personal money management, and homeownership.

Each FSS participant signs a Contract of Participation (COP) and creates a maximum five (5) year Individual Training and Service Plan (ITSP) that includes employment goals and identifies training or education needs. During the term of the COP, PCHA establishes an interest-bearing escrow account. The FSS escrow account offers the family the opportunity to save for the future. The amount of the escrow account reflects what would normally be an increase in the rent due to an increase in the family's earned income. As the participant earns more income and pays higher rent amounts, the escrow account increases. If the family meets its goals within five years and remains free of cash assistance for a period of one year, they will receive the funds in their escrow account.

Actions taken to provide assistance to troubled PHAs

Housing authority performance for all housing authorities in Pinellas County was checked through HUD's Public and Indian Housing Information Center (PIC). The Pinellas County Housing Authority, the Clearwater Housing Authority and the St. Petersburg Housing Authority, identified as Combined Program Types, are designated as High Performers. The Tarpon Springs Housing Authority and Dunedin Housing Authority, identified as Low-Rent Program Types are not assessed a designation. However, both housing authorities are active and identified in HUD's Public and Indian Housing Information Center.

CR-35 - Other Actions 91.220(j)-(k); 91.320(i)-(j)

Actions taken to remove or ameliorate the negative effects of public policies that serve as barriers to affordable housing such as land use controls, tax policies affecting land, zoning ordinances, building codes, fees and charges, growth limitations, and policies affecting the return on residential investment. 91.220 (j); 91.320 (i)

Several factors exist that impede the development of affordable housing in Pinellas County. In past years, Government review processes have prolonged development timelines resulting in increased per unit housing development costs. During FY 14/15 Pinellas County continued its focus on the preservation of existing housing and production of new affordable units.

The most significant barrier continues to be the lack of financial resources to address affordable housing. Although the County received \$2.2 Million in SHIP funding in FY 2014, it still a fifty percent reduction from a SHIP allocation that was over \$4 million dollars annually for affordable housing. With continued reductions in Federal funds, there will be additional impact to the number of households that can be served.

Barrier: Construction costs. The County continues to support the established Affordable Housing Incentive Program to provide private sector builders and developers with regulatory and financial incentives to produce affordable housing. Incentives include an expedited permitting process, allowance of increased density levels, reduction of parking and setback requirements, and use of an established process to consider, before adoption, proposed land development code changes that may have a significant impact on the cost of housing. These incentives are periodically reviewed in conjunction with the State of Florida statutory requirements of the State's SHIP Affordable Housing funds. An Affordable Housing Advisory Committee involved with the planning and implementation of affordable housing reviews established policies and procedures, ordinances, land development regulations and triennially submit a report to the State.

Barrier: Cost of land. The Housing Finance Authority of Pinellas County created a community land trust to enable land costs to be diminished in the development equation, making the end product more affordable. In FY 2014, in partnership with the Housing Finance Authority, the County purchased 7.7 acres within the Lealman Target Area for affordable housing development. The property was acquired through the Affordable Housing Land Assembly Fund, funded by the County's Capital Improvement Program with local Penny for Pinellas funding. The purchased land will be used for the creation of affordable housing and the County's Community Development and Planning Division, Human Services Department, Code Enforcement and Sheriff's Office will provide services and programs to the area and its residents.

Barrier: Tenant/Purchaser Issues. The County continues its efforts to educate citizens about barriers that can be eliminated, such as poor credit. This is done through staff educational efforts, as well as through agencies that provide credit counseling.

In FY 14/15 Pinellas County continued to use federal CDBG, HOME, and HOME funds and State and local funding administer various programs focused on preserving or producing affordable housing units including homeownership opportunity programs, home owner and rental housing preservation programs, and rental housing production programs. Pinellas County expended approximately \$6.36 Million preserving or producing 147 units of affordable housing.

Actions taken to address obstacles to meeting underserved needs. 91.220(k); 91.320(j)

The 2011-2015 Five-Year Plan identifies the following obstacles that prevent meeting underserved needs: the overall economic climate of the country and local government tax cuts mandated by the State of Florida constraining local government finances making it difficult to accomplish needed infrastructure improvements in targeted communities; decreasing charitable giving to nonprofits that are experiencing increasing demands for services; local governmental policies such as building codes, subdivision standards and impact fees enacted to protect the general welfare of the public but which have an unintended effect creating barriers to housing affordability by increasing per unit development costs; the supply of rental housing affordable to extremely low-, low-, moderate-, and middle-income households have not kept pace with the increase in renter

populations and from the recent trend of converting multi-family rental units into condominiums; and the lack of demographic data that accurately depicts the true nature of the targeted communities which discounts the need to serve and apply for appropriate funding for these areas.

In the 2014-2015 fiscal year, two obstacles remain prevalent: NIMBYism and challenges associated with providing affordable households to families earning less than 30% of area median income. Extremely low-income households are best assisted by subsidy payments such as the Housing Choice Voucher Program administered by the public housing authorities. The County works with local housing authorities when possible on projects to preserve units with project based rental assistance so that the affordable units and subsidies remain available. To combat the social issues related to NIMBYism, the County strongly supports mixed-income housing development projects whenever possible. Mixed-income housing developments minimize NIMBYism by strengthening the socio-economic foundation of the community with the inclusion of market-rate units. Additionally, it helps eliminate the concept of low-income neighborhoods. During the 2014-15 fiscal year, the County utilized CDBG, HOME and other State funding sources to acquire, rehabilitate, or redevelop several mixed-income, multifamily or owner housing developments with set-aside units for lower-income households:

- Bright Community Trust - 6 scattered sites
- Cypress Pointe
- Duval Park
- Eleanor Oaks
- Landings at Cross Bayou
- Parkside Commons
- Pinellas Hope III
- Santos Isle
- Special Needs Group Homes - 14 scattered sites
- The Villages at Tarpon Springs
- Transfiguration Manor Whispering Palms

Agencies that own and operate housing for extremely low-income families struggle to maintain costs without the option of rent increases available to private developments. To sustain or undertake new HOME projects requires greater subsidies in order to keep units affordable and well-maintained. With the continued economic challenges, high foreclosures and unemployment rates, the availability of affordable rental units becomes even more important. The development of affordable owner and rental housing units assist in the recovery of the housing market. Development of new owner and rental housing, market rate and affordable, continues to rebound; however, new data shows that new rental housing units being constructed are market rate luxury rental units that are not affordable to low- and moderate-income households.

Actions taken to reduce lead-based paint hazards. 91.220(k); 91.320(j)

The Florida Department of Health (DoH) is the primary agency for addressing lead poisoning in Pinellas County. Current budgetary constraints have limited lead screening and case management activities; however, DoH still responds to reported cases of lead poisoning determined by local pediatricians and health care providers throughout the County.

The DoH performs epidemiological investigations to assure appropriate follow-up care is initiated, to prevent

occurrence of new cases, and to gather data on lead poisoning cases to target future interventions. For children identified with high blood lead levels, lead assessments of their home are recommended. A specialist performs inspections and risk assessments at no charge to families with children having elevated Blood Lead Levels (BLL), family day care homes, and day care centers. DoH also works to identify lead-based paint hazards in the environment.

The DoH, using revenue from Lead Poisoning Prevention Screening and Education Act provided physicians with information on how to report lead poisoning cases to the Health Department, including reporting forms, and educational materials for their patients; visited seventeen locations performing blood lead screenings; provided lead poisoning information and educational materials to parents and children during outreach events and community health fairs; provided lead poisoning information and educational materials to the parents of children with an elevated blood lead levels and offered these parents an environmental health investigation; provided information and educational literature to Healthy Start staff, their community partners, and members of the general public; and made media appearances on both English and Spanish language local news channels.

Pinellas County follows procedures as specified in applicable regulations and, specifically, those detailed in Title X of the Housing and Community Development Act of 1992. Staff provides all required notifications to owners and occupants and inspect for defective paint surfaces of pre-1978 properties. Any defective paint conditions found are included in the scope of work and treatment provided to the defective areas. All policies and procedures meet the concepts and requirements of Title X. A staff member, certified as a Risk Assessor, orders and reviews paint inspections, risk assessments and clearance testing of suspect properties done by licensed testing professionals. Utilization of trained and certified lead professionals assure that lead hazard control work is done safely and effectively.

For all programs expending Federal funds on a housing unit, Consortium members incorporate current procedures for hazard reduction or LBP abatement guidelines defined in 24 CFR Part 35. The purpose of the regulation is to protect young children from lead-based paint hazards in housing receiving assistance from the Federal government or being acquired or disposed of by the government. All houses built prior to 1978 and purchased by the County for housing rehabilitation and stabilization are subject to the Lead-Safe Housing Rule Checklist and associated guidance to assure compliance with Lead-Safe Housing Rules.

Recent budget difficulties have eliminated and limited some efforts to expand screening programs and environmental investigations. Early identification through blood lead screening, testing and case follow up of lead poisoning reduces the risk that children will suffer permanent damage. Going forward, more public and private funding efforts are necessary to expand lead based programs and initiatives and reduce the burden of lead poisoning in Pinellas County.

Actions taken to reduce the number of poverty-level families. 91.220(k); 91.320(j)

The County, to the extent allowed by the level of funding and economic conditions (housing market, job opportunity rate, health care systems, the willingness of the target populations to utilize the preferred assistance, etc.) acts to reduce the housing costs and fund services that could assist individuals to stabilize their lives and increase their job skills and marketability. By funding the maximum number of programs

possible with the available resources, the County assists many agency programs that contribute to the reduction of the number of persons living below the poverty level.

The Pinellas County Board of County Commissioners' strategic vision is to improve the quality of life for Pinellas County residents and aims to have local municipalities, engaged citizens, and the County working together to better align resources, to revitalize and redevelop communities, and protect our natural resources.

The Economic Impact of Poverty Report highlighted seven factors that contribute to the cycle of poverty and drive the costs for combating poverty. The data identified five at-risk communities within the County. Three of the five communities include areas that are County targeted areas: Tarpon Springs, Highpoint, and the Lealman Corridor. All five communities suffer from the same 7 factors: insufficient transportation, access to food, access to health care, poorer health, lower educational attainment, increased crime rates, higher unemployment, and inadequate and insufficient housing.

The County prioritizes funding to Neighborhood Revitalization Strategy Areas and local target areas. CDBG program funds allow for activities to be funded that will address the unique needs of each individual community. HOME program funds help to preserve and/or increase the supply of affordable housing for low to moderate-income households. Pinellas County funds several programs that help to reduce the cost of housing in the community including homeowner rehabilitation, down payment assistance, and homebuyer and home budgeting classes and foreclosure prevention programs. Lowering housing costs for low-income households helps to reduce the overall poverty levels in the community.

Actions taken to develop institutional structure. 91.220(k); 91.320(j)

The Community Development and Planning Division is charged with executing the County's housing and community development programs using Federal CDBG, ESG, HOME, and NSP funds. The County continues to work with local lending institutions and nonprofit organizations to form partnerships for financing the acquisition, construction and rehabilitation of housing units.

The County contracts with several nonprofit agencies to provide housing rehabilitation, down payment and closing cost assistance, homebuyer classes, foreclosure prevention, budgeting classes, and a community housing assistance program on a fee for service basis. In addition, the County works with residents of targeted areas to gain community input and increase resident's involvement.

The County partners with local non-profit agencies providing funds to carry out the activities established in the Consolidated Plan. A host of other public and private organizations contribute to this effort through the provision of financial and organizational resources that are coordinated with the CDBG, HOME, and ESG funding for projects.

Pinellas County works closely with the Homeless Leadership Board to identify gaps in the continuum of care and to align funding with those gaps. Pinellas County worked closely with the Homeless Leadership Board while creating the Community Housing Assistance Program to administer homeless prevention and re-housing activities through the new Emergency Solutions Grant.

The Pinellas County Housing Authority (PCHA) and the Tarpon Springs Housing Authority develop and maintain public housing within the Consortium with a five-member board of commissioners governing each Authority. The County has no direct ability to exercise any oversight responsibility. Pinellas County and the Housing Authorities work closely together to address the housing needs of the community, such as providing financing for preservation of existing affordable housing units.

Actions taken to enhance coordination between public and private housing and social service agencies. 91.220(k); 91.320(j)

Pinellas County coordinated with key agencies during the 14/15 fiscal year:

Public Sector

The Community Development and Planning Division administers community development and affordable housing programs, including programs that assist target income residents and serves as lead agency for CDBG and ESG funds for Pinellas County and for HOME funds for Pinellas County and the Urban County.

Pinellas County Human Services Department operates welfare programs for the County.

Pinellas County Health Department offers a variety of services and programs to residents such as child care licensing, childhood lead poisoning, family planning, Florida KidCare, Healthy Start, HIV/AIDs programs, WIC and women's health, among others.

Housing Finance Authority of Pinellas County assists families and individuals with homeownership opportunities and increasing the number of affordable rental units available to residents.

Pinellas County Metropolitan Planning Organization's Long Range Transportation Plan serves as a guide for making decisions regarding the future of Pinellas County's transportation system through the year 2035. Pinellas County and Tarpon Springs Housing Authorities administer Housing Choice (Section 8) Voucher Programs and Family Self-Sufficiency Programs.

Supportive services in Pinellas County are provided by the Department of Family and Children's Services, the Health Department, Agency for Persons with Disabilities, Department of Elder Affairs, Department of Veterans'

Affairs, Department of Juvenile Justice, and the Agency for Workforce Innovation. Funding for these agencies is inadequate for the needs they are expected to meet.

There are a host of non-profit agencies that service target income households within the Consortium as well as the County as a whole. A coordinated effort is necessary to facilitate service provisions to varying groups throughout the County especially in light of the current economic challenges. As members of the Consortium, Cooperating Cities will be instrumental in accomplishing identified goals and activities.

Private Sector

The private sector is an important collaborator in the services and programs associated with the Consolidated Plan bringing additional resources and expertise that can be used to supplement existing services or fill gaps in

the system. Lenders, affordable housing developers, business and economic development organizations, and private service providers offer a variety of assistance to residents such as health care, small business assistance, home loan programs, and assisted housing, among others.

The County is committed to continuing its participation and coordination with Federal, State, municipal and local agencies, as well as with the private and non-profit sector, to serve the needs of target income individuals and families in the community. In particular, the County will continue to work in close coordination with County departments regarding infrastructure improvements and the provision of services.

Identify actions taken to overcome the effects of any impediments identified in the jurisdictions analysis of impediments to fair housing choice. 91.520(a)

In 2010 Pinellas County contracted with J-Quad Planning Group for the preparation of an updated countywide Analysis of Impediments to Fair Housing (Analysis). Data from the Analysis suggests that the following types of impediments exist:

- Banking, Finance, Insurance and Other Industry Related Impediments
- Socio-Economic Impediments
- Neighborhood Conditions Related Impediments.

See Attachment A for a complete listing of all impediments and actions identified.

Activities to Address Identified Impediments: Pinellas County continues to fund programs that offer free classes for persons interested in homeownership. Our efforts are furthered through partnerships with entities such as the Pinellas Realtor Organization (PRO) which subscribes to the Affirmative Marketing Agreement (VAMA) and the Tampa Bay Area Apartment Association. Both entities work to educate its members on Fair Housing.

Pinellas County has provided financial support to the following entities to educate potential homebuyers on homeownership, affordable lending products, credit, fair housing and foreclosure prevention. In 2014-15, 1,622 households were served by these entities:

- Catholic Charities, DOSP
- Clearwater Neighborhood Housing Services
- Community Service Foundation
- St. Petersburg Neighborhood Housing Services
- Tampa Bay Community Development Corporation

The County's Office of Human Rights (OHR) continues to investigate fair housing complaints. During FY 14/15, OHR received 64 new complaints and processed 66 cases to closure. The County participated in 26 outreach/training events. Events included presentations to area community associations and residents; and participation at trade shows and festivals. See Attachment A for a complete listing of all outreach/training events in which the County participated. The County has an established Housing Committee that provides oversight and review of incentives that will encourage the development of affordable housing. The Committee provides recommendations to the Pinellas County Board of County Commissioners (Board) when there are changes to be considered that will facilitate the removal of barriers.

The County's Office of Human Rights began the preparation of an updated countywide Analysis for fiscal years 2015-2019. The update to the Analysis is currently underway.

County staff monitors the 1,000+ rental units that have received Federal, State and/or Local resources to ensure the units are affordable for the term of the loan. The Affirmative Fair Housing Plans for each development are submitted every two years for review to ensure compliance with their outreach and marketing efforts.

Inquiries from low- and moderate-income tenants in the unincorporated area are often referred to the County's Code Enforcement staff. Tenants are often seeking a remedy to actual or perceived Housing Code violations in their rental unit that the landlord or property management company may have declined to address or repairs that are being addressed by the landlord at an unacceptable pace for the tenant. The Code Enforcement staff provides general information on code enforcement alternatives and remedies as well as the State's landlord tenant law. They often refer tenants to pro bono or low-cost legal assistance programs to serve tenants needs.

The Pinellas County Clerk of the Circuit Court operates three Legal Self Help Centers to assist Pinellas County citizens represent themselves in court in regard to family law, small claims, or landlord/tenant matters. The Self Help Centers provide consultation with an attorney for a minimal fee, forms and packets for civil court actions, document notary and copying services.

CR-40 - Monitoring 91.220 and 91.230

Describe the standards and procedures used to monitor activities carried out in furtherance of the plan and used to ensure long-term compliance with requirements of the programs involved, including minority business outreach and the comprehensive planning requirements

Activity monitoring is a continuous process to ensure compliance with all applicable policies and regulations. Projects and programs are reviewed for eligibility and consistency with the 5-Year Plan. Activity sheets, descriptive checklists to document program compliance and codes, are completed for each project/program considered for approval. Contracts are executed for projects involving other agencies or cities, in accordance with the all Program Federal Regulations.

Monitoring of projects/programs is as follows:

- Housing case processing performed by contracted agencies or County staff. Contracted agencies are provided training upon participation in the program and technical assistance is provided when necessary and/or upon request. Designated staff monitors cases and reviews all documentation prior to approval. A second staff person reviews that assessment. Staff prepares closing documents to ensure accuracy and requests funds for closing. If contracted agency staff is responsible for construction management, County staff conducts site visits to a random sampling of properties.
- City/County capital projects are inspected mainly by qualified Public Works staff, County staff work closely with cities from start to finish. PW staff submits invoices for County approval prior to issuing

payments. Independent architect/engineers approve each pay request. An exception would be for small dollar amount projects.

- Nonprofit capital projects are monitored by providing all requirements to the agency and ensuring that each step of the process is followed. Preconstruction meetings are held to ensure agency and selected contractors are aware of applicable Federal Regulations. File documentation is required on an on-going basis (e.g. advertisements, bid documents, contracts, etc.) Payments are reimbursed to agency. Independent architect/engineers approve each pay request. Supporting documentation is required for all payments. All relevant documentation is maintained in the County office. An exception would be for small dollar amount projects.
- County staff conducts on-going monitoring of multi-family projects to ensure affordability compliance. Monitoring reports are prepared by staff and necessary actions are taken for compliance issues identified.
- Monitoring of other project types is determined by a Risk Assessment tool. If on-site monitoring is indicated, specific plans are developed for each visit. Monitoring outcomes are provided and corrective plans are developed, if required. Plans are monitored to ensure action has been taken.

Progress on goals and objectives is reviewed quarterly to ensure timeliness of spending, in conjunction with preparation of the CAPER and in preparation for each year's Action Plan.

The County encourages Minority Business Enterprises and Women Business Enterprises (MBE/WBE) owners to seek certification through the State of Florida's Office of Supplier Diversity so they can stay competitive and compete for County contracts. Contractors use the State's Certified Vendor Directory to locate Minority Business Enterprises and Women Business Enterprises.

Section 3 Outreach: The County Section 3 Strategy is to take affirmative steps to assure that small, MBE/WBE businesses are utilized when possible. Responsibilities involved in this strategy are implemented as each Section 3 project goes to bid. Advertising for employment opportunities/vacancies are ran in general circulation and community based newspapers. Contractors are made aware of the strategy through bid package documents and must execute an Assurance of Compliance - Training, Employment, and Contracting Opportunities for Business and Lower Income Persons. Further documentation and data regarding Section 3 compliance and Section 3 status of businesses and employees is requested at pre-construction conferences.

Pinellas Technical Education Centers offers programs pertinent to the construction industry like electrical, building construction repair, air conditioning/heating, landscaping, brick/block masonry, plumbing, etc. Pinellas County Economic Development's Small Business Development Center offers classes to minority business owners on specific resources/opportunities available for women, minority and service-disabled veteran owned businesses and also offers training for those interested in starting a small business.

Citizen Participation Plan 91.105(d); 91.115(d)

Describe the efforts to provide citizens with reasonable notice and an opportunity to comment on performance reports.

As required, reasonable notice for review and comment of this CAPER was provided. Public notice of the comment period was published in the *Tampa Bay Times* on December 12, 2015, advising of the availability of this performance report for viewing and public comment from December 12 to December 27, 2015. Public notice of the comment period was also published in *The Weekly Challenger*, advising of the availability of this performance report for viewing and public comment from December 12 to December 27, 2015. A notice was also placed on the County website. A copy of the CAPER was available for review during the 15-day comment period. One comment was received during the comment period acknowledging that in some jurisdictions throughout the country there is misuse of HUD funds and advised careful monitoring of how funds are used. A copy of the publishing affidavit for the *Tampa Bay Times* and a copy of the notice in *The Weekly Challenger* is attached in Attachment E – Comment Period Notices and Other IDIS Reports.

CR-45 - CDBG 91.520(c)

Specify the nature of, and reasons for, any changes in the jurisdiction's program objectives and indications of how the jurisdiction would change its programs as a result of its experiences.

In the first program year, Pinellas County created a series of Programs in order to carry out specific objectives identified in the 2011-2015 Consolidated Plan and the one year Annual Action Plan. The Programs administered during the 2014-2015 Fiscal Year were the Target Area Improvement Program, Public Facilities Program, Public Infrastructure Program, Public Services Program, Homeless and Homelessness Prevention Services Program, Housing Preservation Program, Housing Production Program and Homeownership Promotion Program. Administering Programs allows the County flexibility in spending to accommodate projects that are delayed or cancelled. This allows the County to respond more quickly to changes in the real estate market and construction and financing industries; it will also assist the County in meeting timeliness requirements.

Through administration of the Homeless and Homelessness Prevention Services Program, the County recognized the difficulty of identifying households with incomes under 30% of area median income that were able to sustain housing once the assistance provided using Emergency Solutions Grant funds had ended. During the fiscal year, the County adjusted its sustainability requirement that allowed for more households to qualify for assistance. Due to this change, it was necessary to move funding of Religious Community Services' Grace House Rehabilitation Project from being funded with ESG funds to being funded with CDBG funds. This allowed an additional \$90,000 in ESG funds to become available to provide additional assistance through the Homeless and Homelessness Prevention Services Program.

Does this Jurisdiction have any open Brownfields Economic Development Initiative (BEDI) grants?	No
--	----

[BEDI grantees] Describe accomplishments and program outcomes during the last year.

Not applicable.

CR-50 - HOME 91.520(d)

Include the results of on-site inspections of affordable rental housing assisted under the program to determine compliance with housing codes and other applicable regulations

Please list those projects that should have been inspected on-site this program year based upon the schedule in §92.504(d). Indicate which of these were inspected and a summary of issues that were detected during the inspection. For those that were not inspected, please indicate the reason and how you will remedy the situation.

Inspection of initial lease-up of rental housing units is conducted by County staff and ongoing inspections of rental housing funded with HOME funds are conducted by County staff or a contracted compliance monitoring agency approved by the County. All HOME funded projects are monitored annually. Monitoring includes compliance with income and rent eligibility requirements, financial reports, program records/files and on-site physical inspections of 15 units or 20% of units, whichever is greater. The following list identifies all projects monitored in FY 2014-15, including all HOME funded projects:

- 31st Street Landings - Non-working caulk around sink areas (fixed)
- Aluna Largo - No issues identified
- Ashley Place - Soiled and stained stairs and chipping stair rails (repaired)
- Boley Laurel Trace - Inspection pending
- Boley Morningside - No issues identified
- Boley Safe Haven - No issues identified
- Caribbean Court - No issues identified
- Cross Bayou - Water damage under sink, stove drip pans needs to be replaced (Leak fixed and water damage repaired, drip pans replaced)
- Cypress Pointe - No issues identified
- Grove Park - No issues identified
- HEP West - Inspection pending
- Landings at Cross Bayou - No issues identified
- Leo Lane - Lifting vinyl, tripping hazard (vinyl reglued); Toilet seat cracked in half, secured with duct tape (replaced toilet seat), Kitchen light panel missing, hallway cabinet door broke (replaced light panel, and hallway cabinet door fixed and rehung)
- Lexington - Asset accounts not properly documented (fixed)
- Magnolia Court - No issues identified

- Oak Ridge Estates -No issues identified
- Oak Trace - Non-working smoke detectors (fixed)
- Palmetto Park - No issues identified
- Sandpebble - No issues identified
- Shady Pines - Mini blinds broken in several locations (replaced)
- Transfiguration Manor - No issues identified
- UPARC (1) - No issues identified
- UPARC (3)- No issues identified
- WindTree Villas – Non-working smoke alarms, missing screens, missing outlet covers, holes in walls (all fixed or replaced)

Provide an assessment of the jurisdiction's affirmative marketing actions for HOME units. 92.351(b)

As a part of the HOME application, applicants are required to submit an affirmative marketing plan to the County which must conform to the County's affirmative marketing requirements. Monitoring of affirmative marketing for HOME funded units is incorporated into the County's overall monitoring process. During each onsite monitoring visits, the County monitors subrecipients for compliance with affirmative marketing requirements. There were 24 HOME funded properties monitored this fiscal year and all were reviewed for compliance regarding affirmative marketing. Units monitored continued to follow the appropriate "Affirmative Marketing Plan" in place.

Refer to IDIS reports to describe the amount and use of program income for projects, including the number of projects and owner and tenant characteristics

HOME program income totaled \$759,458.56 and can be broken down into the following amounts for repayment of housing activity loans:

- \$71,000.26 – Owner Occupied Rehab and Down Payment Assistance
- \$135,891.40 – City of Largo - Owner Occupied Rehab and Down Payment Assistance
- \$139,705.00 – Owner Housing Development Loans
- \$411,108.66 – Multi Financial/SunTrust Portfolio Repayments
- \$1,553.24 – TBCDC Portfolio Repayments
- \$200.00 – Other Interest/Fees Received

During FY 14/15, HOME funds were expended on three completed multifamily projects totaling 20 units, six down payment assistance loans, three single family homeowner preservation rehabilitation projects and administration of HOME programs. Program income was expended as it became available on these projects. 10% of HOME program income was expended on administration. Characteristics of households that benefitted from HOME expenditures on completed activities, including program income, were as follows:

- Multifamily Rental Housing Production/Preservation Programs: 20 total households benefitted. Income demographics include: 9 households earning up to 30% AMI, 8 households earning between 31-50% AMI, and 3 households earning between 51-80% AMI; Age demographics include: 5 head of households under 25 years old, 3 head of households between 26-40 years old, 6 head of households

between 41-61 years old, and 6 head of households 62+. Family demographics include: 8 households consisted of single individuals, 11 households consisted of between 2-4 household members and 1 household consisted of more than 5 household members. Seven of the 20 households had 1 or more disabled household members. Race/Ethnic demographics include: 8 White, 11 Black, and 1 Asian household with 3 of the 20 households being Hispanic.

- Down Payment Assistance Loans: 6 total households benefitted. Income demographics include: 6 homeowners earning between 51-80% AMI. Age demographics include: 1 head of household under 25 years old, 3 head of households between 26-40 years old, 1 head of households between 41-61 years old, and 1 head of households 62+. Family demographics include: 2 households consisted of single individuals, 3 households consisted of between 2-4 household members and 1 household consisted of more than 5 household members. Race/Ethnic demographics include: 4 White, non-Hispanic homeowners, 1 White, Hispanic homeowner and 1 Other, non-Hispanic homeowner.
- Owner Preservation Programs: 3 total households benefitted. Income demographics include: 1 homeowner earning between 31-50% AMI and 2 homeowners earning between 51-80% AMI. Age demographics include: 1 head of household between 26-40 years old, 1 head of household between 41-61 years old, and 1 head of households 62+. Family demographics include: 1 household consisted of single individuals, 1 household consisted of between 2-4 household members and 1 household consisted of more than 5 household members. Race/Ethnic demographics include: 2 White, non-Hispanic homeowners and 1 Black non-Hispanic homeowner.

Five additional multifamily projects with HOME funds expended during FY 14/15 are currently underway and beneficiary data will be reported in a future CAPER.

Describe other actions taken to foster and maintain affordable housing. 91.220(k) (STATES ONLY: Including the coordination of LIHTC with the development of affordable housing). 91.320(j)

This past year, the County continued to proactively support, develop, and maintain affordable housing. Utilizing CDBG, HOME, NSP (Rounds 1, 2, and 3), ESG, State SHIP and local Housing Trust Fund dollars, the County assisted current renters to remain in their rental units or be housed in more affordable units, assisted households to become home owners through down payment assistance and mortgage financing, assisted existing homeowners to preserve their homes through rehabilitation, ensured the long term affordability of rental units through the Pinellas Community Land Trust, and acquired and constructed new affordable rental and owner units. The County continues to support local and national housing policies and continues to educate and inform citizens, as well as elected local officials, of the need for affordable housing.

CR-60 - ESG 91.520(g) (ESG Recipients only)

ESG Supplement to the CAPER in *e-snaps* For Paperwork Reduction Act

1. Recipient Information—All Recipients Complete

Basic Grant Information

Recipient Name	PINELLAS COUNTY
Organizational DUNS Number	055200216
EIN/TIN Number	596000800
Identify the Field Office	JACKSONVILLE
Identify CoC(s) in which the recipient or subrecipient(s) will provide ESG assistance	St. Petersburg/Clearwater/Largo/Pinellas County CoC

ESG Contact Name

Prefix	Ms
First Name	CHERYL
Middle Name	C
Last Name	REED
Suffix	0
Title	Grants Compliance Manager

ESG Contact Address

Street Address 1	440 Court Street; 2nd Floor
Street Address 2	0
City	Clearwater
State	FL
ZIP Code	33756-
Phone Number	7274648234
Extension	0
Fax Number	7274648254
Email Address	creed@pinellascounty.org

ESG Secondary Contact

Prefix
First Name
Last Name
Suffix
Title
Phone Number
Extension
Email Address

2. Reporting Period—All Recipients Complete

Program Year Start Date 10/01/2014
Program Year End Date 09/30/2015

3a. Subrecipient Form – Complete one form for each subrecipient

Subrecipient or Contractor Name

City

State

Zip Code

DUNS Number

Is subrecipient a victim services provider

Subrecipient Organization Type

ESG Subgrant or Contract Award Amount

CR-65 - Persons Assisted

4. Persons Served

4a. Complete for Homelessness Prevention Activities

Number of Persons in Households	Total
Adults	30
Children	39
Don't Know/Refused/Other	0
Missing Information	0
Total	69
Table 14 – Household Information for Homeless Prevention Activities	

4b. Complete for Rapid Re-Housing Activities

Number of Persons in Households	Total
Adults	50
Children	61
Don't Know/Refused/Other	0
Missing Information	2
Total	113
Table 15 – Household Information for Rapid Re-Housing Activities	

4c. Complete for Shelter

Number of Persons in Households	Total
Adults	0
Children	0
Don't Know/Refused/Other	0
Missing Information	0
Total	0
Table 16 – Shelter Information	

4d. Street Outreach

Number of Persons in Households	Total
Adults	0
Children	0
Don't Know/Refused/Other	0
Missing Information	0
Total	0
Table 17 – Household Information for Street Outreach	

4e. Totals for all Persons Served with ESG

Number of Persons in Households	Total
Adults	80
Children	100
Don't Know/Refused/Other	0
Missing Information	2
Total	182
Table 18 – Household Information for Persons Served with ESG	

5. Gender—Complete for All Activities

	Total
Male	62
Female	117
Transgender	0
Don't Know/Refused/Other	3
Missing Information	0
Total	182
Table 19 – Gender Information	

6. Age—Complete for All Activities

	Total
Under 18	100
18-24	21
25 and over	59
Don't Know/Refused/Other	0
Missing Information	2
Total	182
Table 20 – Age Information	

7. Special Populations Served—Complete for All Activities

Number of Persons in Households				
Subpopulation	Total	Total Persons Served – Prevention	Total Persons Served – RRH	Total Persons Served in Emergency Shelters
Veterans	1	1	0	0
Victims of Domestic Violence	9	0	9	0
Elderly	1	0	1	0
HIV/AIDS	0	0	0	0
Chronically Homeless	0	0	0	0
Persons with Disabilities:				
Severely Mentally Ill	9	0	3	0
Chronic Substance Abuse	1	0	1	0
Other Disability	6	1	5	0
Total (Unduplicated if possible)	17	2	15	0
Table 21 – Special Population Served				

CR-70 – ESG 91.520(g) - Assistance Provided and Outcomes

10. Shelter Utilization

Number of New Units - Rehabbed	0
Number of New Units - Conversion	0
Total Number of bed-nights available	0
Total Number of bed-nights provided	0
Capacity Utilization	0.00%
Table 22 – Shelter Capacity	

11. Project Outcomes Data measured under the performance standards developed in consultation with the CoC(s)

Pinellas County consults with the CoC on a regular basis to determine how to allocate ESG funds in accordance with the CoC and the Consolidated Plan and review of applications for funding requests. During the fiscal year work continued on developing performance standards to evaluate the outcome of project goals and objectives of the program. This allows better coordination with other service providers and provides integration with other programs targeted to homeless people in the area covered by the CoC. The *10-Year Plan to End Homelessness* provides a strategic, communitywide system to prevent and end homelessness in Pinellas County.

In consultation with the CoC, a determination was made to focus ESG funds on addressing the objective of providing decent affordable housing by providing homelessness prevention and rapid re-housing assistance. The County administers the Community Housing Assistance Program (CHAP) with the expected goal of providing homelessness prevention and rapid re-housing activities to 50 eligible individuals and/or households each fiscal year. ESG funds were allocated to the following ESG eligible components: rapid re-housing, homelessness prevention, HMIS and administration. During FY 14/15, the County expended a total of \$155,656

in ESG funding on rapid re-housing, homelessness prevention, HMIS and administration activities providing short-term rental assistance and utility/security deposits to 41 eligible individuals/households. Additionally, the County expended an additional \$65,105 in local Housing Trust Funds and General Funds providing short-term rental assistance and utility/security deposits to an additional 20 individuals/households.

CR-75 – Expenditures

11. Expenditures

11a. ESG Expenditures for Homelessness Prevention

	Dollar Amount of Expenditures in Program Year		
	2012	2013	2014
Expenditures for Rental Assistance	97,784	41,968	58,922
Expenditures for Housing Relocation and Stabilization Services - Financial Assistance	7,990	10,305	2,080
Expenditures for Housing Relocation & Stabilization Services - Services	0	0	0
Expenditures for Homeless Prevention under Emergency Shelter Grants Program	0	0	0
Subtotal Homelessness Prevention	105,774	52,273	61,002

Table 23 – ESG Expenditures for Homelessness Prevention

11b. ESG Expenditures for Rapid Re-Housing

	Dollar Amount of Expenditures in Program Year		
	2012	2013	2014
Expenditures for Rental Assistance	103,183	106,496	76,878
Expenditures for Housing Relocation and Stabilization Services - Financial Assistance	6,694	11,462	2,714
Expenditures for Housing Relocation & Stabilization Services - Services	0	0	0
Expenditures for Homeless Assistance under Emergency Shelter Grants Program	0	0	0
Subtotal Rapid Re-Housing	109,877	117,958	79,592

Table 24 – ESG Expenditures for Rapid Re-Housing

11c. ESG Expenditures for Emergency Shelter

	Dollar Amount of Expenditures in Program Year		
	2012	2013	2014
Essential Services	0	0	0
Operations	0	0	0
Renovation	0	0	0
Major Rehab	0	0	0
Conversion	0	0	0
Subtotal	0	0	0

Table 25 – ESG Expenditures for Emergency Shelter

11d. Other Grant Expenditures

	Dollar Amount of Expenditures in Program Year		
	2012	2013	2014
HMIS	7,377	8,734	6,463
Administration	17,383	4,475	8,599
Street Outreach	0	0	0
Table 26 - Other Grant Expenditures			

11e. Total ESG Grant Funds

Total ESG Funds Expended	2012	2013	2014
579,507	240,411	183,440	155,656
Table 27 - Total ESG Funds Expended			

11f. Match Source

	2012	2013	2014
Other Non-ESG HUD Funds	0	0	0
Other Federal Funds	0	0	0
State Government	0	0	0
Local Government	1,750,404	1,561,930	500,000
Private Funds	0	0	0
Other	0	0	0
Fees	0	0	0
Program Income	0	0	0
Total Match Amount	1,750,404	1,561,930	500,000
Table 28 - Other Funds Expended on Eligible ESG Activities			

11g. Total

Total Amount of Funds Expended on ESG Activities	2012	2013	2014
4,391,841	1,990,815	1,745,370	655,656
Table 29 - Total Amount of Funds Expended on ESG Activities			

Attachment A

Identify actions taken to overcome the effects of any impediments identified in the jurisdictions analysis of impediments to fair housing choice. 91.520(a)

In 2010 Pinellas County entered into a contract with J-Quad Planning Group for the preparation of an updated countywide Analysis of Impediments to Fair Housing. Data from the Analysis of Impediments suggests that the following impediments exist. Also identified are actions taken to overcome the effects of the impediments:

- Banking, Finance, Insurance and Other Industry Related Impediments
 - Impacts of the Sub-prime Mortgage Lending Crises and Increased Foreclosures
Action: Continue to work with the State, National Non-Profit Housing Intermediaries, Federal Home Loan Bank, other lenders and the U.S. Department of Housing and Urban Development to evaluate programs and identify funding that can help reduce the mortgage default and foreclosure rates among low- and moderate-income buyers and existing homeowners.
 - Low Number of Loan Applications from Minorities and Low Origination Rates for Minority Applicants
Action: Continue homebuyer outreach and education efforts. Expand homeownership and credit counseling classes as part of a high school curriculum to help prevent credit problems in later life.
 - Predatory Lending and Other Industry Practices
Action: Continue to encourage financial institutions to assist low- to moderate-income persons by establishing or re-establishing checking, savings, and credit accounts for residents that commonly utilize check cashing services through bank initiated “fresh start programs” for those with poor credit and previous noncompliant bank account practices.
- Socio-Economic Impediments
 - Poverty and Low Income Among Minority Populations
Action: Continue to work on expanding job opportunities through the recruitment of corporations, the provision of incentives for local corporations seeking expansion opportunities and assistance with the preparation of small business loan applications. Support agencies that provide workforce development programs and continuing education courses to increase the educational level and job skills of residents.

The United Way has launched the Financial Stability Partnership, an initiative that promotes community change strategies to help families meet their basic needs, while gaining the financial capability to plan for, and accomplish their long-term financial goals. United way is engaging with local community partners in activities to help build the financial stability of families in the community. Their focus is on family sustaining employment, affordable housing, saving and assets, manageable expenses, and income supports. The goal is to help working families get on the road to economic independence.

- Neighborhood Conditions Related Impediments
 - Limited Resources to Assist Lower Income, Elderly and Indigent Homeowners to Maintain their Homes and Stability in Neighborhoods
- Action: Continue to support and expand programs of Self-Help Initiatives based on volunteers providing housing assistance to designated elderly and indigent property owners and assist them in complying with County and municipal housing codes. Involve volunteers, community and religious organizations/institutions and businesses as a means of supplementing financial resources for housing repair and neighborhood cleanups.

Complete listing of all outreach/training events in which the County participated:

During the fiscal year, the County participated in the following Fair Housing outreach and Training events: People's Law School Speech on Mediation; Fair Housing Speech to NAPRM at Charthouse; participation at Laotian New Year, St. Petersburg; Fair Housing Question and Answers at Wealth Builders; CAI Breakfast Speech; participation at Hispanic Outreach Center; Fair Housing training to Associa/Sentry Management staff; Pinellas Realtor Organization trainings; participation at American Association of St. Petersburg, Cong Dong Vietnam Tampa Bay and Cong Dong Vietnam South Florida ; Project Search at All Children's Hospital; presentations to area community associations and residents; and participation at trade shows and festivals.

Attachment B



Office of Community Planning and Development
U.S. Department of Housing and Urban Development
Integrated Disbursement and Information System
PR26 - CDBG Financial Summary Report
Program Year 2014
PINELLAS COUNTY , FL

DATE: 12-28-15
TIME: 17:32
PAGE: 1

PART I: SUMMARY OF CDBG RESOURCES

01 UNEXPENDED CDBG FUNDS AT END OF PREVIOUS PROGRAM YEAR	2,470,258.09
02 ENTITLEMENT GRANT	2,422,408.00
03 SURPLUS URBAN RENEWAL	0.00
04 SECTION 108 GUARANTEED LOAN FUNDS	0.00
05 CURRENT YEAR PROGRAM INCOME	603,018.08
05a CURRENT YEAR SECTION 108 PROGRAM INCOME (FOR SI TYPE)	0.00
06 FUNDS RETURNED TO THE LINE-OF-CREDIT	0.00
06a FUNDS RETURNED TO THE LOCAL CDBG ACCOUNT	0.00
07 ADJUSTMENT TO COMPUTE TOTAL AVAILABLE	0.00
08 TOTAL AVAILABLE (SUM, LINES 01-07)	5,495,684.17

PART II: SUMMARY OF CDBG EXPENDITURES

09 DISBURSEMENTS OTHER THAN SECTION 108 REPAYMENTS AND PLANNING/ADMINISTRATION	2,116,770.86
10 ADJUSTMENT TO COMPUTE TOTAL AMOUNT SUBJECT TO LOW/MOD BENEFIT	0.00
11 AMOUNT SUBJECT TO LOW/MOD BENEFIT (LINE 09 + LINE 10)	2,116,770.86
12 DISBURSED IN IDIS FOR PLANNING/ADMINISTRATION	605,085.22
13 DISBURSED IN IDIS FOR SECTION 108 REPAYMENTS	0.00
14 ADJUSTMENT TO COMPUTE TOTAL EXPENDITURES	0.00
15 TOTAL EXPENDITURES (SUM, LINES 11-14)	2,721,856.08
16 UNEXPENDED BALANCE (LINE 08 - LINE 15)	2,773,828.09

PART III: LOW/MOD BENEFIT THIS REPORTING PERIOD

17 EXPENDED FOR LOW/MOD HOUSING IN SPECIAL AREAS	0.00
18 EXPENDED FOR LOW/MOD MULTI-UNIT HOUSING	4,702.57
19 DISBURSED FOR OTHER LOW/MOD ACTIVITIES	1,271,979.81
20 ADJUSTMENT TO COMPUTE TOTAL LOW/MOD CREDIT	431,784.52
21 TOTAL LOW/MOD CREDIT (SUM, LINES 17-20)	1,708,466.90
22 PERCENT LOW/MOD CREDIT (LINE 21/LINE 11)	80.71%

LOW/MOD BENEFIT FOR MULTI-YEAR CERTIFICATIONS

23 PROGRAM YEARS(PY) COVERED IN CERTIFICATION	PY: 2014 PY: PY:
24 CUMULATIVE NET EXPENDITURES SUBJECT TO LOW/MOD BENEFIT CALCULATION	0.00
25 CUMULATIVE EXPENDITURES BENEFITING LOW/MOD PERSONS	0.00
26 PERCENT BENEFIT TO LOW/MOD PERSONS (LINE 25/LINE 24)	0.00%

PART IV: PUBLIC SERVICE (PS) CAP CALCULATIONS

27 DISBURSED IN IDIS FOR PUBLIC SERVICES	358,063.77
28 PS UNLIQUIDATED OBLIGATIONS AT END OF CURRENT PROGRAM YEAR	0.00
29 PS UNLIQUIDATED OBLIGATIONS AT END OF PREVIOUS PROGRAM YEAR	0.00
30 ADJUSTMENT TO COMPUTE TOTAL PS OBLIGATIONS	0.00
31 TOTAL PS OBLIGATIONS (LINE 27 + LINE 28 - LINE 29 + LINE 30)	358,063.77
32 ENTITLEMENT GRANT	2,422,408.00
33 PRIOR YEAR PROGRAM INCOME	201,488.32
34 ADJUSTMENT TO COMPUTE TOTAL SUBJECT TO PS CAP	0.00
35 TOTAL SUBJECT TO PS CAP (SUM, LINES 32-34)	2,623,896.32
36 PERCENT FUNDS OBLIGATED FOR PS ACTIVITIES (LINE 31/LINE 35)	13.65%

PART V: PLANNING AND ADMINISTRATION (PA) CAP

37 DISBURSED IN IDIS FOR PLANNING/ADMINISTRATION	605,085.22
38 PA UNLIQUIDATED OBLIGATIONS AT END OF CURRENT PROGRAM YEAR	0.00
39 PA UNLIQUIDATED OBLIGATIONS AT END OF PREVIOUS PROGRAM YEAR	0.00
40 ADJUSTMENT TO COMPUTE TOTAL PA OBLIGATIONS	0.00
41 TOTAL PA OBLIGATIONS (LINE 37 + LINE 38 - LINE 39 +LINE 40)	605,085.22
42 ENTITLEMENT GRANT	2,422,408.00
43 CURRENT YEAR PROGRAM INCOME	603,018.08
44 ADJUSTMENT TO COMPUTE TOTAL SUBJECT TO PA CAP	0.00
45 TOTAL SUBJECT TO PA CAP (SUM, LINES 42-44)	3,025,426.08
46 PERCENT FUNDS OBLIGATED FOR PA ACTIVITIES (LINE 41/LINE 45)	20.00%



Office of Community Planning and Development
U.S. Department of Housing and Urban Development
Integrated Disbursement and Information System
PR26 - CDBG Financial Summary Report
Program Year 2014
PINELLAS COUNTY , FL

DATE: 12-28-15
TIME: 17:32
PAGE: 2

LINE 17 DETAIL: ACTIVITIES TO CONSIDER IN DETERMINING THE AMOUNT TO ENTER ON LINE 17

Report returned no data.

LINE 18 DETAIL: ACTIVITIES TO CONSIDER IN DETERMINING THE AMOUNT TO ENTER ON LINE 18

Plan Year	IDIS Project	IDIS Activity	Activity Name	Matrix Code	National Objective	Drawn Amount
2013	6	2485	Sandpebble Apartments	14B	LMH	\$4,702.57
				14B	Matrix Code	\$4,702.57
Total						\$4,702.57

LINE 19 DETAIL: ACTIVITIES INCLUDED IN THE COMPUTATION OF LINE 19

Plan Year	IDIS Project	IDIS Activity	Voucher Number	Activity Name	Matrix Code	National Objective	Drawn Amount
2014	1	2492	5801376	Central Lealman Target Area Land Acquisition	01	LMA	\$15,858.40
2014	1	2492	5819795	Central Lealman Target Area Land Acquisition	01	LMA	\$356,342.88
					01	Matrix Code	\$372,201.28
2014	1	2483	5790561	Target Area Improvement Program Activity Delivery	03	LMA	\$5,942.86
2014	1	2483	5801376	Target Area Improvement Program Activity Delivery	03	LMA	\$1,422.82
2014	1	2483	5819795	Target Area Improvement Program Activity Delivery	03	LMA	\$2,406.28
2014	1	2483	5839243	Target Area Improvement Program Activity Delivery	03	LMA	\$376.62
2014	1	2483	5851437	Target Area Improvement Program Activity Delivery	03	LMA	\$3,848.54
2014	1	2483	5864908	Target Area Improvement Program Activity Delivery	03	LMA	\$2,174.41
2014	3	2482	5790561	Public Facilities Program Activity Delivery	03	LMC	\$9,136.99
2014	3	2482	5801376	Public Facilities Program Activity Delivery	03	LMC	\$2,578.48
2014	3	2482	5819795	Public Facilities Program Activity Delivery	03	LMC	\$5,323.83
2014	3	2482	5839243	Public Facilities Program Activity Delivery	03	LMC	\$4,715.41
2014	3	2482	5851437	Public Facilities Program Activity Delivery	03	LMC	\$8,002.71
2014	3	2482	5864908	Public Facilities Program Activity Delivery	03	LMC	\$2,982.98
2014	3	2503	5839243	Gulf Coast Jewish Family & Community Services Facility Rehabilitation	03	LMC	\$29,701.50
2014	3	2503	5864908	Gulf Coast Jewish Family & Community Services Facility Rehabilitation	03	LMC	\$9,000.00
					03	Matrix Code	\$87,613.43
2014	3	2495	5819795	RCS Grace House Facility Rehabilitation	03C	LMC	\$85,819.00
2014	3	2495	5839243	RCS Grace House Facility Rehabilitation	03C	LMC	\$7,623.52
2014	3	2495	5851437	RCS Grace House Facility Rehabilitation	03C	LMC	\$23,518.56
					03C	Matrix Code	\$116,961.08
2014	3	2488	5790561	Girls, Inc. Facility Rehabilitation	03D	LMC	\$67,714.00
2014	3	2488	5801376	Girls, Inc. Facility Rehabilitation	03D	LMC	\$187,948.00
2014	3	2488	5819795	Girls, Inc. Facility Rehabilitation	03D	LMC	\$65,583.00
2014	3	2488	5839243	Girls, Inc. Facility Rehabilitation	03D	LMC	\$2,500.00
					03D	Matrix Code	\$323,745.00
2014	1	2500	5864908	Police Athletic League Facility Rehabilitation	03E	LMA	\$74,689.00
2014	3	2501	5851437	LCHC Cops n Kids Facility Rehabilitation - 555	03E	LMA	\$6,718.75
2014	3	2501	5864908	LCHC Cops n Kids Facility Rehabilitation - 555	03E	LMA	\$27,481.47
2014	3	2502	5864908	LCHC Cops N Kids Facility Rehabilitation - 560	03E	LMA	\$24,670.02
					03E	Matrix Code	\$133,559.24
2014	1	2516	5864908	Central Lealman Joe's Creek Park 14-15-Design	03F	LMA	\$899.98
					03F	Matrix Code	\$899.98
2013	1	2458	5790561	Central Lealman Sidewalks	03L	LMA	\$273.00
					03L	Matrix Code	\$273.00
2014	3	2498	5839243	PEMHS Facility Rehabilitation	03P	LMC	\$52,000.00
					03P	Matrix Code	\$52,000.00
2014	5	2494	5801376	Catholic Charities Pinellas Hope Operations	03T	LMC	\$16,497.59
2014	5	2494	5819795	Catholic Charities Pinellas Hope Operations	03T	LMC	\$23,502.41



Office of Community Planning and Development
U.S. Department of Housing and Urban Development
Integrated Disbursement and Information System
PR26 - CDBG Financial Summary Report
Program Year 2014
PINELLAS COUNTY , FL

DATE: 12-28-15
TIME: 17:32
PAGE: 3

Plan Year	IDIS Project	IDIS Activity	Voucher Number	Activity Name	Matrix Code	National Objective	Drawn Amount
					03T	Matrix Code	\$40,000.00
2014	5	2499	5851437	Police Athletic League Operations	05	LMA	\$12,531.02
2014	5	2499	5864908	Police Athletic League Operations	05	LMA	\$12,468.98
2014	5	2504	5839243	LCHC HomeShare Program Operations	05	LMC	\$8,786.40
2014	5	2504	5864908	LCHC HomeShare Program Operations	05	LMC	\$4,797.60
					05	Matrix Code	\$38,584.00
2014	5	2490	5790561	Pinellas Opportunity Council Chore Services	05A	LMC	\$5,886.94
2014	5	2490	5801376	Pinellas Opportunity Council Chore Services	05A	LMC	\$6,337.88
2014	5	2490	5819795	Pinellas Opportunity Council Chore Services	05A	LMC	\$8,505.67
2014	5	2490	5839243	Pinellas Opportunity Council Chore Services	05A	LMC	\$1,751.64
2014	5	2490	5851437	Pinellas Opportunity Council Chore Services	05A	LMC	\$6,755.22
2014	5	2490	5864908	Pinellas Opportunity Council Chore Services	05A	LMC	\$762.65
					05A	Matrix Code	\$30,000.00
2012	6	2443	5790561	PCHF - 8631 Orchid Dr.	14G	LMH	\$21,533.15
2012	6	2443	5801376	PCHF - 8631 Orchid Dr.	14G	LMH	\$162.02
					14G	Matrix Code	\$21,695.17
2014	1	2481	5790561	Lealman Code Enforcement 14/15	15	LMA	\$19,367.40
2014	1	2481	5801376	Lealman Code Enforcement 14/15	15	LMA	\$4,515.27
2014	1	2481	5819795	Lealman Code Enforcement 14/15	15	LMA	\$8,807.74
2014	1	2481	5839243	Lealman Code Enforcement 14/15	15	LMA	\$3,861.75
2014	1	2481	5851437	Lealman Code Enforcement 14/15	15	LMA	\$11,428.79
2014	1	2481	5864908	Lealman Code Enforcement 14/15	15	LMA	\$6,466.68
					15	Matrix Code	\$54,447.63
Total							\$1,271,979.81

LINE 27 DETAIL: ACTIVITIES INCLUDED IN THE COMPUTATION OF LINE 27

Plan Year	IDIS Project	IDIS Activity	Voucher Number	Activity Name	Matrix Code	National Objective	Drawn Amount
2014	5	2494	5801376	Catholic Charities Pinellas Hope Operations	03T	LMC	\$16,497.59
2014	5	2494	5819795	Catholic Charities Pinellas Hope Operations	03T	LMC	\$23,502.41
					03T	Matrix Code	\$40,000.00
2014	5	2487	5790561	GRA YMCA-Omni Center Operations	05	LMA	\$90,714.84
2014	5	2487	5801376	GRA YMCA-Omni Center Operations	05	LMA	\$23,882.99
2014	5	2487	5819795	GRA YMCA-Omni Center Operations	05	LMA	\$54,109.33
2014	5	2487	5851432	GRA YMCA-Omni Center Operations	05	LMA	\$66,292.84
2014	5	2499	5851437	Police Athletic League Operations	05	LMA	\$12,531.02
2014	5	2499	5864908	Police Athletic League Operations	05	LMA	\$12,468.98
2014	5	2504	5839243	LCHC HomeShare Program Operations	05	LMC	\$8,786.40
2014	5	2504	5864908	LCHC HomeShare Program Operations	05	LMC	\$4,797.60
					05	Matrix Code	\$273,584.00
2014	5	2490	5790561	Pinellas Opportunity Council Chore Services	05A	LMC	\$5,886.94
2014	5	2490	5801376	Pinellas Opportunity Council Chore Services	05A	LMC	\$6,337.88
2014	5	2490	5819795	Pinellas Opportunity Council Chore Services	05A	LMC	\$8,505.67
2014	5	2490	5839243	Pinellas Opportunity Council Chore Services	05A	LMC	\$1,751.64
2014	5	2490	5851437	Pinellas Opportunity Council Chore Services	05A	LMC	\$6,755.22
2014	5	2490	5864908	Pinellas Opportunity Council Chore Services	05A	LMC	\$762.65
					05A	Matrix Code	\$30,000.00
2014	1	2506	5839243	Greater Ridgecrest Cleanup (14/15)	05V	LMA	\$1,234.99
2014	1	2506	5851437	Greater Ridgecrest Cleanup (14/15)	05V	LMA	\$13,244.78
					05V	Matrix Code	\$14,479.77
Total							\$358,063.77

LINE 37 DETAIL: ACTIVITIES INCLUDED IN THE COMPUTATION OF LINE 37



Office of Community Planning and Development
U.S. Department of Housing and Urban Development
Integrated Disbursement and Information System
PR26 - CDBG Financial Summary Report
Program Year 2014
PINELLAS COUNTY , FL

DATE: 12-28-15
TIME: 17:32
PAGE: 4

Plan Year	IDIS Project	IDIS Activity	Voucher Number	Activity Name	Matrix Code	National Objective	Drawn Amount
2014	10	2477	5790561	14/15 CDBG Administration	21A		\$283,348.17
2014	10	2477	5801376	14/15 CDBG Administration	21A		\$30,664.97
2014	10	2477	5802846	14/15 CDBG Administration	21A		\$111,555.50
2014	10	2477	5819795	14/15 CDBG Administration	21A		\$80,004.76
2014	10	2477	5839243	14/15 CDBG Administration	21A		\$34,001.74
2014	10	2477	5851432	14/15 CDBG Administration	21A		\$64,344.78
2014	10	2477	5864908	14/15 CDBG Administration	21A		\$1,165.30
Total					21A	Matrix Code	\$605,085.22

PINELLAS COUNTY, FLORIDA (PR26)
FINANCIAL SUMMARY ATTACHMENT FOR PROGRAM INCOME
LOANS & RECEIVABLES, RECONCILIATION OF FUNDS

a. Program Income

1. Total program income to revolving funds: \$0
2. Float-funded activities: N/A
3. Other loan repayments by category:

All housing activity loans:

Down Payment Assistance Loans	\$21,230.74
Homeowner Rehab Loans	\$18,185.00
Multi Financial Services Portfolio Repayments	\$51,269.53
Owner Housing Development Program	\$103,633.27
TBCDC Portfolio Repayments	\$2,740.76
Tax Credit Sale	\$398,623.43
US Bank Portfolio Repayments	\$7,335.35
TOTAL	\$603,018.08

4. Income received from sale of property: N/A

b. Prior Period Adjustments:

None reported on Line 6.

c. Loans and other receivables:

1. Float-funded activities outstanding as of end of the reporting period: n/a
2. Total number of loans outstanding and principal balance owed as of end of reporting period:

a. Loans Outstanding - all housing activity

In-house portfolio (temporary/permanent deferral) - 997 loans - \$60,918,681 principal balance*

In-house portfolio (amortizing) - 1 loan - \$3,048,137 principal balance

Multi Financial portfolio - 458 loans - \$7,694,660 principal balance

TBCDC portfolio - 5 loans - \$31,550 principal balance

US Bank portfolio - 87 loans - \$1,764,469 principal balance

b. Deferred or Forgivable Loans Outstanding - all housing activity

In House Portfolio - 429 loans - \$13,731,607 principal balance*

* also includes HOME, HTF, NSP and SHIP funded loans

3. Parcels acquired or improved with CDBG funds that are available for sale as of end of reporting period:

None

4. Number and amount of loans in default and for which the balance was forgiven or written off during the reporting period:

Total of twenty eight (28) loans (1 CDBG; 6 HOME, 1 HTF-CD, 20 SHIP) were foreclosed upon by the first mortgage holders. The foreclosures resulted in a loss of \$436,348.31 (\$1,947.00-CDBG; \$77,936.80-HOME; \$8,000.00-HTF-CD; \$348,464.51-SHIP) for the County.

5. Lump sum drawdown agreement: N/A

RECONCILIATION:

Unexpended balance shown on GPR: \$2,773,828.09

Reconciling items:

Add: LOC balance \$ 4,892,666.09

Cash on hand:

Grantee program account 603,018.08

Subrecipient program accounts 0

Revolving fund cash balances 0

Sec. 108 cash balances 0

Deduct: Grantee CDBG liabilities (2,721,856.08)

Subrecipient CDBG liabilities (0)

Total Reconciling balance 2,773,828.09

Un-reconciled Difference (0)

CALCULATION OF BALANCE OF UNPROGRAMMED FUNDS:

Add: Funds available during report period 5,495,684.17

(unexpended + LOC + program income)

Program income expected to be 0

received but not yet realized

Subtotal 5,495,684.17

Deduct: Total budgeted amount (5,495,684.17)

All funds committed

Un-programmed Balance \$ 0

PINELLAS COUNTY, FLORIDA (PR26)
FINANCIAL SUMMARY
Low Mod Calculation Adjustment Backup - 2014

PR 26 Report Data - Pre-Line 20 ADJ

PART III: LOWMOD BENEFIT THIS REPORTING PERIOD

17 EXPENDED FOR LOW/MOD HOUSING IN SPECIAL AREAS	0.00
18 EXPENDED FOR LOW/MOD MULTI-UNIT HOUSING	0.00
19 DISBURSED FOR OTHER LOW/MOD ACTIVITIES	1,271,979.81
20 ADJUSTMENT TO COMPUTE TOTAL LOW/MOD CREDIT	0.00
21 TOTAL LOW/MOD CREDIT (SUM, LINES 17-20)	1,271,979.81
22 PERCENT LOW/MOD CREDIT (LINE 21/LINE 11)	57.04%

Low/Mod Activities/Expenses Used for Adjustment

HUD ID	2496	YMCA Omni Center Facility Rehab CDBG 14/15	110,050.00
HUD ID	2506	Greater Ridgecrest Cleanup (14/15)	14,479.77
HUD ID	2487	YMCA Omni Center Operations CDBG 14/15	235,000.00
HUD ID	2359	Dansville Phase IV	11,127.18
HUD ID	2480	Target Area Pre-Development CDBG 14/15	61,127.57
			431,784.52

PR 26 Report Data - Post Line 18 & 20 ADJ

PART III: LOWMOD BENEFIT THIS REPORTING PERIOD

17 EXPENDED FOR LOW/MOD HOUSING IN SPECIAL AREAS	0.00
18 EXPENDED FOR LOW/MOD MULTI-UNIT HOUSING	4,702.57
19 DISBURSED FOR OTHER LOW/MOD ACTIVITIES	1,271,979.81
20 ADJUSTMENT TO COMPUTE TOTAL LOW/MOD CREDIT	431,784.52
21 TOTAL LOW/MOD CREDIT (SUM, LINES 17-20)	1,708,466.90
22 PERCENT LOW/MOD CREDIT (LINE 21/LINE 11)	80.71%

80.71%

Attachment C

U.S. Department of Housing and Urban Development
Office of Community Planning and Development

OMB Approval No. 2506-0171
(exp. 12/31/2012)

Match Contributions for Federal Fiscal Year (yyyy)	2014/2015
---	-----------

1. Participant No. (assigned by HUD)	2. Name of the Participating Jurisdiction	3. Name of Contact (person completing this report)
M-14-DC-12-0217	PINELLAS COUNTY CONSORTIUM, FL	Brook Gajan
5. Street Address of the Participating Jurisdiction		4. Contact's Phone Number (include area code)
600 CLEVELAND STREET, SUITE 800		727-464-8232
6. City	7. State	
CLEARWATER	FL	
	8. Zip Code	
	33755	

1. Excess match from prior Federal fiscal year	\$	1,299,902.73	
2. Match contributed during current Federal fiscal year (see Part III.9.)	\$	22,717.90	
3. Total match available for current Federal fiscal year (line 1 + line 2)	\$		1,322,620.63
4. Match liability for current Federal fiscal year	\$		490,112.53
5. Excess match carried over to next Federal fiscal year (line 3 minus line 4)	\$		832,508.10

[illegible]

U.S. Department of Housing and Urban Development
Office of Community Planning and Development
Integrated Disbursement and Information System
Home Matching Liability Report

DATE: 12-09-15
TIME: 18:07
PAGE: 1

PINELLAS COUNTY, FL

Fiscal Year	Match Percent	Total Disbursements	Disbursements Requiring Match	Match Liability Amount
1997	25.0%	\$116,389.00	\$116,389.00	\$29,097.25
1998	25.0%	\$2,870,953.99	\$2,725,477.70	\$681,369.42
1999	25.0%	\$1,296,851.95	\$1,186,648.63	\$296,662.15
2000	25.0%	\$1,350,628.66	\$1,228,566.97	\$307,141.74
2001	25.0%	\$957,595.56	\$758,737.65	\$189,684.41
2002	25.0%	\$676,507.10	\$446,898.15	\$111,724.53
2003	25.0%	\$1,953,699.67	\$1,771,907.87	\$442,976.96
2004	0.0%	\$936,206.78	\$0.00	\$0.00
2005	0.0%	\$1,172,887.67	\$0.00	\$0.00
2006	0.0%	\$602,151.90	\$0.00	\$0.00
2007	25.0%	\$1,989,989.40	\$1,366,626.24	\$341,656.56
2008	25.0%	\$2,543,031.90	\$2,295,235.96	\$573,808.99
2009	25.0%	\$2,333,251.17	\$2,148,570.63	\$537,142.65
2010	25.0%	\$2,050,515.00	\$1,804,948.82	\$451,237.20
2011	25.0%	\$1,185,624.87	\$963,991.00	\$240,997.75
2012	25.0%	\$1,401,779.55	\$1,296,089.88	\$324,022.47
2013	25.0%	\$1,796,173.87	\$1,597,237.87	\$399,309.46

U.S. Department of Housing and Urban Development
Office of Community Planning and Development
Integrated Disbursement and Information System
Home Matching Liability Report

DATE: 12-09-15
TIME: 18:07
PAGE: 2

2014	25.0%	\$1,104,234.87	\$985,517.91	\$246,379.47
2015	25.0%	\$2,247,258.51	\$1,960,450.13	\$490,112.53

Economic Opportunities for Low – and Very Low-Income Persons

OMB Approval No: 2529-0043
(exp. 11/30/2010)

HUD Field Office:

1. Recipient Name & Address: (street, city, state, zip)	2. Federal Identification: (grant no.)	3. Total Amount of Award:
Pinellas County Community Development 600 Cleveland Street, Suite 800 Clearwater, FL 33755	M-14-DC-12-0217	\$1,072,975.00
	4. Contact Person	5. Phone: (Include area code)
	Brook Gajan	727-464-8232
6. Length of Grant:	7. Reporting Period:	
		10/01/2014-09/30/2015
8. Date Report Submitted:	9. Program Code: (Use separate sheet for each program code)	10. Program Name:
12/29/2015	5	HOME

A Job Category	B Number of New Hires	C Number of New Hires that are Sec. 3 Residents	D % of Aggregate Number of Staff Hours of New Hires that are Sec. 3 Residents	E % of Total Staff Hours for Section 3 Employees and Trainees	F Number of Section 3 Trainees
Professionals	0	0	0	0	0
Technicians	0	0	0	0	0
Office/Clerical	0	0	0	0	0
Construction by Trade (List Trade)	0	0	0	0	0
Trade					
Trade					
Trade					
Trade					
Other (List)					
Total					

8 = CDBG State Administered
9 = Other CD Programs
10 = Other Housing Programs

Part II: Contracts Awarded

1. Construction Contracts:

A. Total dollar amount of all contracts awarded on the project	\$ 0.00
B. Total dollar amount of contracts awarded to Section 3 businesses	\$
C. Percentage of the total dollar amount that was awarded to Section 3 businesses	%
D. Total number of Section 3 businesses receiving contracts	

2. Non-Construction Contracts:

A. Total dollar amount all non-construction contracts awarded on the project/activity	\$
B. Total dollar amount of non-construction contracts awarded to Section 3 businesses	\$
C. Percentage of the total dollar amount that was awarded to Section 3 businesses	%
D. Total number of Section 3 businesses receiving non-construction contracts	

Part III: Summary

Indicate the efforts made to direct the employment and other economic opportunities generated by HUD financial assistance for housing and community development programs, to the greatest extent feasible, toward low- and very low-income persons, particularly those who are recipients of government assistance for housing. (Check all that apply.)

- ☐ Attempted to recruit low-income residents through: local advertising media, signs prominently displayed at the project site, contracts with the community organizations and public or private agencies operating within the metropolitan area (or nonmetropolitan county) in which the Section 3 covered program or project is located, or similar methods.
- ☐ Participated in a HUD program or other program which promotes the training or employment of Section 3 residents.
- ☐ Participated in a HUD program or other program which promotes the award of contracts to business concerns which meet the definition of Section 3 business concerns.
- ☐ Coordinated with Youthbuild Programs administered in the metropolitan area in which the Section 3 covered project is located.
- ☐ Other; describe below.

Public reporting for this collection of information is estimated to average 2 hours per response, including the time for reviewing instructions, searching existing data sources, gathering and maintaining the data needed, and completing and reviewing the collection of information. This agency may not collect this information, and you are not required to complete this form, unless it displays a currently valid OMB number.

Section 3 of the Housing and Urban Development Act of 1968, as amended, 12 U.S.C. 1701u, mandates that the Department ensures that employment and other economic opportunities generated by its housing and community development assistance programs are directed toward low- and very-low income persons, particularly those who are recipients of government assistance housing. The regulations are found at 24 CFR Part 135. The information will be used by the Department to monitor program recipients' compliance with Section 3, to assess the results of the Department's efforts to meet the statutory objectives of Section 3, to prepare reports to Congress, and by recipients as self-monitoring tool. The data is entered into a database and will be analyzed and distributed. The collection of information involves recipients receiving Federal financial assistance for housing and community development programs covered by Section 3. The information will be collected annually to assist HUD in meeting its reporting requirements under Section 808(e)(6) of the Fair Housing Act and Section 916 of the HCDA of 1992. An assurance of confidentiality is not applicable to this form. The Privacy Act of 1974 and OMB Circular A-108 are not applicable. The reporting requirements do not contain sensitive questions. Data is cumulative; personal identifying information is not included.

Annual Performance Report HOME Program

U.S. Department of Housing
and Urban Development
Office of Community Planning
and Development

OMB Approval No. 2506-0171
(exp. 8/31/2009)

Public reporting burden for this collection of information is estimated to average 2.5 hours per response, including the time for reviewing instructions, searching existing data sources, gathering and maintaining the data needed, and completing and reviewing the collection of information. This agency may not conduct or sponsor, and a person is not required to respond to, a collection of information unless that collection displays a valid OMB control number.

The HOME statute imposes a significant number of data collection and reporting requirements. This includes information on assisted properties, on the owners or tenants of the properties, and on other programmatic areas. The information will be used: 1) to assist HOME participants in managing their programs; 2) to track performance of participants in meeting fund commitment and expenditure deadlines; 3) to permit HUD to determine whether each participant meets the HOME statutory income targeting and affordability requirements; and 4) to permit HUD to determine compliance with other statutory and regulatory program requirements. This data collection is authorized under Title II of the Cranston-Gonzalez National Affordable Housing Act or related authorities. Access to Federal grant funds is contingent on the reporting of certain project-specific data elements. Records of information collected will be maintained by the recipients of the assistance. Information on activities and expenditures of grant funds is public information and is generally available for disclosure. Recipients are responsible for ensuring confidentiality when public disclosure is not required.

This form is intended to collect numeric data to be aggregated nationally as a complement to data collected through the Cash and Management Information (C/MI) System. Participants should enter the reporting period in the first block. The reporting period is October 1 to September 30. Instructions are included for each section if further explanation is needed.

Submit this form on or before December 31.	This report is for period (mm/dd/yyyy)		Date Submitted (mm/dd/yyyy)
Send one copy to the appropriate HUD Field Office and one copy to: HOME Program, Rm 7176, 451 7th Street, S.W., Washington D.C. 20410	Starting 10/01/2014	Ending 09/30/2015	12/29/2015

Part I Participant Identification

1. Participant Number M-14-DC-120217	2. Participant Name Pinellas County Consortium, Florida		
3. Name of Person completing this report Brook Gajan		4. Phone Number (Include Area Code) 727-464-8232	
5. Address 440 Court Street, 2nd Floor	6. City Clearwater	7. State FL	8. Zip Code 33756

Part II Program Income

Enter the following program income amounts for the reporting period: in block 1, enter the balance on hand at the beginning; in block 2, enter the amount generated; in block 3, enter the amount expended; and in block 4, enter the amount for Tenant-Based rental Assistance.

1. Balance on hand at Beginning of Reporting Period 0.00	2. Amount received during Reporting Period 759,458.56	3. Total amount expended during Reporting Period 759,458.56	4. Amount expended for Tenant-Based Rental Assistance 0.00	5. Balance on hand at end of Reporting Period (1 + 2 - 3) = 5 0.00
---	--	--	---	---

Part III Minority Business Enterprises (MBE) and Women Business Enterprises (WBE)

In the table below, indicate the number and dollar value of contracts for HOME projects completed during the reporting period.

	a. Total	Minority Business Enterprises (MBE)				f. White Non-Hispanic
		b. Alaskan Native or American Indian	c. Asian or Pacific Islander	d. Black Non-Hispanic	e. Hispanic	
A. Contracts						
1. Number	0	0	0	0	0	0
2. Dollar Amount	0	0	0	0	0	0
B. Sub-Contracts						
1. Number	0	0	0	0	0	0
2. Dollar Amount	0	0	0	0	0	0
	a. Total	b. Women Business Enterprises (WBE)	c. Male			
C. Contracts						
1. Number	0	0	0			
2. Dollar Amount	0	0	0			
D. Sub-Contracts						
1. Number	0	0	0			
2. Dollar Amounts	0	0	0			

Part IV Minority Owners of Rental Property

In the table below, indicate the number of HOME assisted rental property owners and the total dollar amount of HOME funds in these rental properties assisted during the reporting period.

	a. Total	Minority Property Owners				f. White Non-Hispanic
		b. Alaskan Native or American Indian	c. Asian or Pacific Islander	d. Black Non-Hispanic	e. Hispanic	
1. Number	0	0	0	0	0	0
2. Dollar Amount	0	0	0	0	0	0

Part V Relocation and Real Property Acquisition

Indicate the number of persons displaced, the cost of relocation payments, the number of parcels acquired, and the cost of acquisition. The data provided should reflect only displacements and acquisitions occurring during the reporting period.

	a. Number	b. Cost				
1. Parcels Acquired	0	0				
2. Businesses Displaced	0	0				
3. Nonprofit Organizations Displaced	0	0				
4. Households Temporarily Relocated, not Displaced	0	0				
Households Displaced	a. Total	Minority Business Enterprises (MBE)				f. White Non-Hispanic
		b. Alaskan Native or American Indian	c. Asian or Pacific Islander	d. Black Non-Hispanic	e. Hispanic	
5. Households Displaced - Number	0	0	0	0	0	0
6. Households Displaced - Cost	0	0	0	0	0	0

Attachment D

Section 3 Summary Report

Economic Opportunities for Low – and Very Low-Income Persons

U.S. Department of Housing
and Urban Development
Office of Fair Housing
And Equal Opportunity

OMB Approval No: 2529-0043
(exp. 11/30/2010)

HUD Field Office:

Section back of page for Public Reporting Burden statement

1. Recipient Name & Address: (street, city, state, zip)	2. Federal Identification: (grant no.)	3. Total Amount of Award:
	4. Contact Person	5. Phone: (Include area code)
	6. Length of Grant:	7. Reporting Period:
8. Date Report Submitted:	9. Program Code: (Use separate sheet for each program code)	10. Program Name:

Part I: Employment and Training (** Columns B, C and F are mandatory fields. Include New Hires in E &F)

A Job Category	B Number of New Hires	C Number of New Hires that are Sec. 3 Residents	D % of Aggregate Number of Staff Hours of New Hires that are Sec. 3 Residents	E % of Total Staff Hours for Section 3 Employees and Trainees	F Number of Section 3 Trainees
Professionals					
Technicians					
Office/Clerical					
Construction by Trade (List Trade)					
Trade					
Trade					
Trade					
Trade					
Other (List)					
Total					

* Program Codes
1 = Flexible Subsidy
2 = Section 202/811

3 = Public/Indian Housing
A = Development,
B = Operation
C = Modernization

4 = Homeless Assistance
5 = HOME
6 = HOME State Administered
7 = CDBG Entitlement

8 = CDBG State Administered
9 = Other CD Programs
10 = Other Housing Programs

Part II: Contracts Awarded

1. Construction Contracts:

A. Total dollar amount of all contracts awarded on the project	\$
B. Total dollar amount of contracts awarded to Section 3 businesses	\$
C. Percentage of the total dollar amount that was awarded to Section 3 businesses	%
D. Total number of Section 3 businesses receiving contracts	

2. Non-Construction Contracts:

A. Total dollar amount all non-construction contracts awarded on the project/activity	\$
B. Total dollar amount of non-construction contracts awarded to Section 3 businesses	\$
C. Percentage of the total dollar amount that was awarded to Section 3 businesses	%
D. Total number of Section 3 businesses receiving non-construction contracts	

Part III: Summary

Indicate the efforts made to direct the employment and other economic opportunities generated by HUD financial assistance for housing and community development programs, to the greatest extent feasible, toward low- and very low-income persons, particularly those who are recipients of government assistance for housing. (Check all that apply.)

- ☐ Attempted to recruit low-income residents through: local advertising media, signs prominently displayed at the project site, contracts with the community organizations and public or private agencies operating within the metropolitan area (or nonmetropolitan county) in which the Section 3 covered program or project is located, or similar methods.
- ☐ Participated in a HUD program or other program which promotes the training or employment of Section 3 residents.
- ☐ Participated in a HUD program or other program which promotes the award of contracts to business concerns which meet the definition of Section 3 business concerns.
- ☐ Coordinated with Youthbuild Programs administered in the metropolitan area in which the Section 3 covered project is located.
- ☐ Other; describe below.

Public reporting for this collection of information is estimated to average 2 hours per response, including the time for reviewing instructions, searching existing data sources, gathering and maintaining the data needed, and completing and reviewing the collection of information. This agency may not collect this information, and you are not required to complete this form, unless it displays a currently valid OMB number.

Section 3 of the Housing and Urban Development Act of 1968, as amended, 12 U.S.C. 1701u, mandates that the Department ensures that employment and other economic opportunities generated by its housing and community development assistance programs are directed toward low- and very-low income persons, particularly those who are recipients of government assistance housing. The regulations are found at 24 CFR Part 135. The information will be used by the Department to monitor program recipients' compliance with Section 3, to assess the results of the Department's efforts to meet the statutory objectives of Section 3, to prepare reports to Congress, and by recipients as self-monitoring tool. The data is entered into a database and will be analyzed and distributed. The collection of information involves recipients receiving Federal financial assistance for housing and community development programs covered by Section 3. The information will be collected annually to assist HUD in meeting its reporting requirements under Section 808(e)(6) of the Fair Housing Act and Section 916 of the HCDA of 1992. An assurance of confidentiality is not applicable to this form. The Privacy Act of 1974 and OMB Circular A-108 are not applicable. The reporting requirements do not contain sensitive questions. Data is cumulative; personal identifying information is not included.

Form HUD-60002, **Section 3 Summary Report, Economic Opportunities for Low- and Very Low-Income Persons.**

Instructions: This form is to be used to report annual accomplishments regarding employment and other economic opportunities provided to low- and very low-income persons under Section 3 of the Housing and Urban Development Act of 1968. The Section 3 regulations apply to any **public and Indian housing programs** that receive: (1) development assistance pursuant to Section 5 of the U.S. Housing Act of 1937; (2) operating assistance pursuant to Section 9 of the U.S. Housing Act of 1937; or (3) modernization grants pursuant to Section 14 of the U.S. Housing Act of 1937 and to **recipients of housing and community development assistance in excess of \$200,000** expended for: (1) housing rehabilitation (including reduction and abatement of lead-based paint hazards); (2) housing construction; or (3) other public construction projects; and to **contracts and subcontracts in excess of \$100,000** awarded in connection with the Section-3-covered activity.

Form HUD-60002 has three parts, which are to be completed for all programs covered by Section 3. Part I relates to **employment and training**. The recipient has the option to determine numerical employment/training goals either on the basis of the number of hours worked by new hires (columns B, D, E and F). Part II of the form relates to **contracting**, and Part III summarizes recipients' **efforts** to comply with Section 3.

Recipients or contractors subject to Section 3 requirements must maintain appropriate documentation to establish that HUD financial assistance for housing and community development programs were directed toward low- and very low-income persons.* A recipient of Section 3 covered assistance shall submit one copy of this report to HUD Headquarters, Office of Fair Housing and Equal Opportunity. Where the program providing assistance requires an annual performance report, this Section 3 report is to be submitted at the same time the program performance report is submitted. Where an annual performance report is not required, this Section 3 report is to be submitted by January 10 and, if the project ends before December 31, within 10 days of project completion. **Only Prime Recipients are required to report to HUD. The report must include accomplishments of all recipients and their Section 3 covered contractors and subcontractors.**

HUD Field Office: Enter the Field Office name.

1. Recipient: Enter the name and address of the recipient submitting this report.
2. Federal Identification: Enter the number that appears on the award form (with dashes). The award may be a grant, cooperative agreement or contract.
3. Dollar Amount of Award: Enter the dollar amount, rounded to the nearest dollar, received by the recipient.
- 4 & 5. Contact Person/Phone: Enter the name and telephone number of the person with knowledge of the award and the recipient's implementation of Section 3.
6. Reporting Period: Indicate the time period (months and year) this report covers.
7. Date Report Submitted: Enter the appropriate date.

8. Program Code: Enter the appropriate program code as listed at the bottom of the page.
9. Program Name: Enter the name of HUD Program corresponding with the "Program Code" in number 8.

Part I: Employment and Training Opportunities

Column A: Contains various job categories. Professionals are defined as people who have special knowledge of an occupation (i.e. supervisors, architects, surveyors, planners, and computer programmers). For construction positions, list each trade and provide data in columns B through F for each trade where persons were employed. The category of "Other" includes occupations such as service workers.

Column B: (Mandatory Field) Enter the number of new hires for each category of workers identified in **Column A** in connection with this award. New hire refers to a person who is not on the contractor's or recipient's payroll for employment at the time of selection for the Section 3 covered award or at the time of receipt of Section 3 covered assistance.

Column C: (Mandatory Field) Enter the number of Section 3 new hires for each category of workers identified in **Column A** in connection with this award. Section 3 new hire refers to a Section 3 resident who is not on the contractor's or recipient's payroll for employment at the time of selection for the Section 3 covered award or at the time of receipt of Section 3 covered assistance.

Column D: Enter the percentage of all the staff hours of new hires (Section 3 residents) in connection with this award.

Column E: Enter the percentage of the total staff hours worked for Section 3 employees and trainees (including new hires) connected with this award. Include staff hours for part-time and full-time positions.

Column F: (Mandatory Field) Enter the number of Section 3 residents that were trained in connection with this award.

Part II: Contract Opportunities

Block 1: Construction Contracts

Item A: Enter the total dollar amount of all contracts awarded on the project/program.

Item B: Enter the total dollar amount of contracts connected with this project/program that were awarded to Section 3 businesses.

Item C: Enter the percentage of the total dollar amount of contracts connected with this project/program awarded to Section 3 businesses.

Item D: Enter the number of Section 3 businesses receiving awards.

Block 2: Non-Construction Contracts

Item A: Enter the total dollar amount of all contracts awarded on the project/program.

Item B: Enter the total dollar amount of contracts connected with this project awarded to Section 3 businesses.

Item C: Enter the percentage of the total dollar amount of contracts connected with this project/program awarded to Section 3 businesses.

Item D: Enter the number of Section 3 businesses receiving awards.

Part III: Summary of Efforts – Self -explanatory

Submit one (1) copy of this report to the HUD Headquarters Office of Fair Housing and Equal Opportunity, at the same time the performance report is submitted to the program office. The Section 3 report is submitted by January 10. Include only contracts executed during the period specified in item 8. PHAs/IHAs are to report all contracts/subcontracts.

* The terms "low-income persons" and very low-income persons" have the same meanings given the terms in section 3 (b) (2) of the United States Housing Act of 1937. **Low-income persons** mean families (including single persons) whose incomes do not exceed 80 percent of the median income for the area, as determined by the Secretary, with adjustments for smaller and larger families, except that

The Secretary may establish income ceilings higher or lower than 80 percent of the median for the area on the basis of the Secretary's findings such that variations are necessary because of prevailing levels of construction costs or unusually high- or low-income families. **Very low-income persons** mean low-income families (including single persons) whose incomes do not exceed 50 percent of the median family income area, as determined by the Secretary with adjustments or smaller and larger families, except that the Secretary may establish income ceilings higher or lower than 50 percent of the median for the area on the basis of the Secretary's findings that such variations are necessary because of unusually high or low family incomes.

Attachment E

Tampa Bay Times
Published Daily

STATE OF FLORIDA } ss
COUNTY OF Pinellas County

Before the undersigned authority personally appeared Virginia Marshall who on oath says that he/she is Legal Clerk of the Tampa Bay Times a daily newspaper printed in St. Petersburg, in Pinellas County, Florida; that the attached copy of advertisement, being a Legal Notice in the matter RE: CAPER was published in Tampa Bay Times: 12/12/15. in said newspaper in the issues of B Pinellas

Affiant further says the said Tampa Bay Times is a newspaper published in Pinellas County, Florida and that the said newspaper has heretofore been continuously published in said Pinellas County, Florida, each day and has been entered as a second class mail matter at the post office in said Pinellas County, Florida for a period of one year next preceding the first publication of the attached copy of advertisement, and affiant further says that he/she neither paid not promised any person, firm or corporation any discount, rebate, commission or refund for the purpose of securing this advertisement for publication in the said newspaper

Virginia M Marshall
Signature of Affiant

Sworn to and subscribed before me this 12/12/2015.

Joseph F. Fish
Signature of Notary Public

Personally known ✓ or produced identification

Type of identification produced _____



JOSEPH F. FISH
NOTARY PUBLIC
STATE OF FLORIDA
Comm# FF116052
Expires 6/23/2018

**NOTICE OF AVAILABILITY FOR VIEWING
PINELLAS COUNTY 2014-2015
CONSOLIDATED ANNUAL PERFORMANCE &
EVALUATION REPORT FOR THE COMMUNITY
DEVELOPMENT BLOCK GRANT, HOME INVESTMENT
PARTNERSHIP, EMERGENCY SOLUTIONS GRANT AND
NEIGHBORHOOD STABILIZATION PROGRAMS**

December 12, 2015

To All Citizens, Housing and Related Service Providers, Public Agencies and Other Interested Parties:

Pinellas County's Consolidated Annual Performance & Evaluation Report (CAPER) for the 2014-2015 Community Development Block Grant (CDBG), HOME Investment Partnership (HOME), and Emergency Solutions Grant (ESG) Programs is available for viewing and public comment beginning December 12 through December 27, 2015. The CAPER is available at the Pinellas County Community Development and Planning Division, 440 Court Street - 2nd Floor, Clearwater, FL 33756 or online at www.pinellascounty.org/community.

The CAPER is comprised of statistical and financial statements, narratives and maps regarding activities carried out during the 2014-2015 program year to meet previously identified goals and objectives. Approximately \$10,432,691 in Federal CDBG, HOME, and ESG grant funds and program income was available to carry out activities, all of which was committed and approximately \$5,834,653 of which was expended. Additionally, approximately \$2,545,241 in Federal Neighborhood Stabilization Program (NSP) grant funds and program income was available to carry out activities and approximately \$438,737 was expended. CDBG, ESG and NSP funded activities were located within the Urban County (unincorporated areas and 20 cooperating small cities). HOME funded activities were located within the Consortium (the Urban County and the City of Largo).

Comments on the CAPER may be made in writing to the Pinellas County Community Development and Planning Division at the above address through December 27, 2015, or by email to cdplanning@pinellascounty.org. The report, including a summary of public comments received, will be sent to the U. S. Department of Housing and Urban Development no later than December 29, 2015. The summary of comments will also be available at the Pinellas County Community Development Department after December 29, 2015.

12/12/15

230461-1

NOTICE OF AVAILABILITY FOR VIEWING
PINELLAS COUNTY 2014-2015
CONSOLIDATED ANNUAL PERFORMANCE
& EVALUATION REPORT
FOR THE COMMUNITY DEVELOPMENT BLOCK
GRANT, HOME INVESTMENT PARTNERSHIP, EMERGENCY
SOLUTIONS GRANT AND NEIGHBORHOOD
STABILIZATION PROGRAMS

December 12, 2015

To All Citizens, Housing and Related Service Providers, Public Agencies
and Other Interested Parties:

Pinellas County's Consolidated Annual Performance & Evaluation Report (CAPER) for the 2014-2015 Community Development Block Grant (CDBG), HOME Investment Partnership (HOME), and Emergency Solutions Grant (ESG) Programs is available for viewing and public comment beginning December 12 through December 27, 2015. The CAPER is available at the Pinellas County Community Development and Planning Division, 440 Court Street - 2nd Floor, Clearwater, FL 33756 or online at www.pinellascounty.org/community.

The CAPER is comprised of statistical and financial statements, narratives and maps regarding activities carried out during the 2014-2015 program year to meet previously identified goals and objectives. Approximately \$10,432,691 in Federal CDBG, HOME, and ESG grant funds and program income was available to carry out activities, all of which was committed and approximately \$5,834,653 of which was expended. Additionally, approximately \$2,545,241 in Federal Neighborhood Stabilization Program (NSP) grant funds and program income was available to carry out activities and approximately \$438,737 was expended. CDBG, ESG and NSP funded activities were located within the Urban County (unincorporated areas and 20 cooperating small cities). HOME funded activities were located within the Consortium (the Urban County and the City of Largo).

Comments on the CAPER may be made in writing to the Pinellas County Community Development and Planning Division at the above address through December 27, 2015, or by email to cdplanning@pinellascounty.org. The report, including a summary of public comments received, will be sent to the U. S. Department of Housing and Urban Development no later than December 29, 2015. The summary of comments will also be available at the Pinellas County Community Development Department after December 29, 2015.

U.S. DEPARTMENT OF HOUSING
AND URBAN DEVELOPMENT
OFFICE OF COMMUNITY
PLANNING AND DEVELOPMENT
PR01 - HUD Grants and Program
Income

DATE: 12/28/2015
TIME: 5:01:09 PM
PAGE: 1/2

IDIS

Program	Fund Type	Grantee Name	Grant Number	Authorized Amount	Suballocated Amount	Amount Committed to Activities	Net Drawn Amount	FY YTD Net Draw Amount	Available to Commit	Available to Draw	Recapture Amount
CDBG	EN	PINELLAS COUNTY	B89UC120005	\$2,635,000.00	\$0.00	\$2,635,000.00	\$2,635,000.00	\$0.00	\$0.00	\$0.00	\$0.00
			B90UC120005	\$2,515,000.00	\$0.00	\$2,515,000.00	\$2,515,000.00	\$0.00	\$0.00	\$0.00	\$0.00
			B91UC120005	\$2,850,000.00	\$0.00	\$2,850,000.00	\$2,850,000.00	\$0.00	\$0.00	\$0.00	\$0.00
			B92UC120005	\$3,058,000.00	\$0.00	\$3,058,000.00	\$3,058,000.00	\$0.00	\$0.00	\$0.00	\$0.00
			B93UC120005	\$3,625,000.00	\$0.00	\$3,625,000.00	\$3,625,000.00	\$0.00	\$0.00	\$0.00	\$0.00
			B94UC120005	\$3,860,000.00	\$0.00	\$3,860,000.00	\$3,860,000.00	\$0.00	\$0.00	\$0.00	\$0.00
			B95UC120005	\$3,826,000.00	\$0.00	\$3,826,000.00	\$3,826,000.00	\$0.00	\$0.00	\$0.00	\$0.00
			B96UC120005	\$3,717,000.00	\$0.00	\$3,717,000.00	\$3,717,000.00	\$0.00	\$0.00	\$0.00	\$0.00
			B97UC120005	\$3,454,000.00	\$0.00	\$3,454,000.00	\$3,454,000.00	\$0.00	\$0.00	\$0.00	\$0.00
			B98UC120005	\$3,354,000.00	\$0.00	\$3,354,000.00	\$3,354,000.00	\$0.00	\$0.00	\$0.00	\$0.00
			B99UC120005	\$3,438,000.00	\$0.00	\$3,438,000.00	\$3,438,000.00	\$0.00	\$0.00	\$0.00	\$0.00
			B00UC120005	\$3,621,000.00	\$0.00	\$3,621,000.00	\$3,621,000.00	\$0.00	\$0.00	\$0.00	\$0.00
			B01UC120005	\$3,743,000.00	\$0.00	\$3,743,000.00	\$3,743,000.00	\$0.00	\$0.00	\$0.00	\$0.00
			B02UC120005	\$3,682,000.00	\$0.00	\$3,682,000.00	\$3,682,000.00	\$0.00	\$0.00	\$0.00	\$0.00
			B03UC120005	\$3,818,000.00	\$0.00	\$3,818,000.00	\$3,818,000.00	\$0.00	\$0.00	\$0.00	\$0.00
			B04UC120005	\$3,701,000.00	\$0.00	\$3,701,000.00	\$3,701,000.00	\$0.00	\$0.00	\$0.00	\$0.00
			B05UC120005	\$3,493,162.00	\$0.00	\$3,493,162.00	\$3,493,162.00	\$0.00	\$0.00	\$0.00	\$0.00
			B06UC120005	\$3,129,703.00	\$0.00	\$3,129,703.00	\$3,129,703.00	\$0.00	\$0.00	\$0.00	\$0.00
			B07UC120005	\$3,103,668.00	\$0.00	\$3,103,668.00	\$3,103,668.00	\$0.00	\$0.00	\$0.00	\$0.00
			B08UC120005	\$2,979,575.00	\$0.00	\$2,979,575.00	\$2,979,575.00	\$0.00	\$0.00	\$0.00	\$0.00
			B09UC120005	\$2,997,508.00	\$418,328.76	\$2,579,179.24	\$2,579,179.24	\$0.00	\$0.00	\$0.00	\$0.00
			B10UC120005	\$3,221,625.00	\$0.00	\$3,221,625.00	\$3,221,625.00	\$0.00	\$0.00	\$0.00	\$0.00
			B11UC120005	\$2,676,384.00	\$0.00	\$2,676,384.00	\$2,676,384.00	\$0.00	\$0.00	\$0.00	\$0.00
			B12UC120005	\$2,389,721.00	\$0.00	\$2,389,721.00	\$2,389,721.00	\$0.00	\$0.00	\$0.00	\$0.00
			B13UC120005	\$2,517,880.00	\$0.00	\$2,517,880.00	\$2,007,685.18	\$174,015.13	\$0.00	\$510,194.82	\$0.00
			B14UC120005	\$2,422,408.00	\$0.00	\$219,401.91	\$0.00	\$0.00	\$2,203,006.09	\$2,422,408.00	\$0.00
			PINELLAS COUNTY Subtotal:	\$83,828,634.00	\$418,328.76	\$81,207,299.15	\$80,477,702.42	\$174,015.13	\$2,203,006.09	\$2,932,602.82	\$0.00
		EN Subtotal:		\$83,828,634.00	\$418,328.76	\$81,207,299.15	\$80,477,702.42	\$174,015.13	\$2,203,006.09	\$2,932,602.82	\$0.00
		PINELLAS COUNTY	B96UC120005	\$639,913.43	\$0.00	\$639,913.43	\$639,913.43	\$0.00	\$0.00	\$0.00	\$0.00
			B97UC120005	\$1,124,269.66	\$0.00	\$1,124,269.66	\$1,124,269.66	\$0.00	\$0.00	\$0.00	\$0.00
			B98UC120005	\$751,392.06	\$0.00	\$751,392.06	\$751,392.06	\$0.00	\$0.00	\$0.00	\$0.00
			B99UC120005	\$639,868.76	\$0.00	\$639,868.76	\$639,868.76	\$0.00	\$0.00	\$0.00	\$0.00
			B00UC120005	\$662,702.29	\$0.00	\$662,702.29	\$662,702.29	\$0.00	\$0.00	\$0.00	\$0.00
			B01UC120005	\$873,511.05	\$0.00	\$873,511.05	\$873,511.05	\$0.00	\$0.00	\$0.00	\$0.00
			B02UC120005	\$741,139.07	\$0.00	\$741,139.07	\$741,139.07	\$0.00	\$0.00	\$0.00	\$0.00
			B03UC120005	\$1,035,867.69	\$0.00	\$1,035,867.69	\$1,035,867.69	\$0.00	\$0.00	\$0.00	\$0.00
			B04UC120005	\$706,899.43	\$0.00	\$706,899.43	\$706,899.43	\$0.00	\$0.00	\$0.00	\$0.00
			B05UC120005	\$505,665.70	\$0.00	\$505,665.70	\$505,665.70	\$0.00	\$0.00	\$0.00	\$0.00
			B06UC120005	\$595,036.24	\$0.00	\$595,036.24	\$595,036.24	\$0.00	\$0.00	\$0.00	\$0.00
			B07UC120005	\$476,239.08	\$0.00	\$476,239.08	\$476,239.08	\$0.00	\$0.00	\$0.00	\$0.00
			B08UC120005	\$228,320.13	\$0.00	\$228,320.13	\$228,320.13	\$0.00	\$0.00	\$0.00	\$0.00
			B09UC120005	\$91,611.64	\$0.00	\$91,611.64	\$91,611.64	\$0.00	\$0.00	\$0.00	\$0.00
			B10UC120005	\$122,030.59	\$0.00	\$122,030.59	\$122,030.59	\$0.00	\$0.00	\$0.00	\$0.00
			B11UC120005	\$42,261.66	\$0.00	\$42,261.66	\$42,261.66	\$0.00	\$0.00	\$0.00	\$0.00
			B12UC120005	\$88,319.52	\$0.00	\$88,319.52	\$88,319.52	\$0.00	\$0.00	\$0.00	\$0.00
			B13UC120005	\$201,488.32	\$0.00	\$201,488.32	\$201,488.32	\$0.00	\$0.00	\$0.00	\$0.00
			B14UC120005	\$603,018.08	\$0.00	\$603,018.08	\$603,018.08	\$5,723.12	\$0.00	\$0.00	\$0.00
			PINELLAS COUNTY Subtotal:	\$10,129,544.40	\$0.00	\$10,129,544.40	\$10,129,544.40	\$5,723.12	\$0.00	\$0.00	\$0.00
		PI Subtotal:		\$10,129,544.40	\$0.00	\$10,129,544.40	\$10,129,544.40	\$5,723.12	\$0.00	\$0.00	\$0.00
		PINELLAS COUNTY	B06UC120005	\$0.00	\$0.00	\$0.00	\$0.00	\$0.00	\$0.00	\$0.00	\$0.00
			B08UC120005	\$0.00	\$0.00	\$0.00	\$0.00	\$0.00	\$0.00	\$0.00	\$0.00
			B09UC120005	\$418,328.76	\$0.00	\$418,328.76	\$418,328.76	\$0.00	\$0.00	\$0.00	\$0.00
			PINELLAS COUNTY Subtotal:	\$418,328.76	\$0.00	\$418,328.76	\$418,328.76	\$0.00	\$0.00	\$0.00	\$0.00
		AD Subtotal:		\$418,328.76	\$0.00	\$418,328.76	\$418,328.76	\$0.00	\$0.00	\$0.00	\$0.00
		PINELLAS COUNTY	B09UY120005	\$809,226.00	\$0.00	\$809,226.00	\$809,226.00	\$0.00	\$0.00	\$0.00	\$0.00
			PINELLAS COUNTY Subtotal:	\$809,226.00	\$0.00	\$809,226.00	\$809,226.00	\$0.00	\$0.00	\$0.00	\$0.00
		EN Subtotal:		\$809,226.00	\$0.00	\$809,226.00	\$809,226.00	\$0.00	\$0.00	\$0.00	\$0.00
		PINELLAS COUNTY	S89UC120018	\$42,000.00	\$0.00	\$42,000.00	\$42,000.00	\$0.00	\$0.00	\$0.00	\$0.00
			S90UC120018	\$66,000.00	\$0.00	\$66,000.00	\$66,000.00	\$0.00	\$0.00	\$0.00	\$0.00
			S91UC120018	\$65,000.00	\$0.00	\$65,000.00	\$65,000.00	\$0.00	\$0.00	\$0.00	\$0.00
			S92UC120018	\$65,000.00	\$0.00	\$65,000.00	\$65,000.00	\$0.00	\$0.00	\$0.00	\$0.00
			S93UC120018	\$45,000.00	\$0.00	\$45,000.00	\$45,000.00	\$0.00	\$0.00	\$0.00	\$0.00
			S94UC120018	\$106,000.00	\$0.00	\$106,000.00	\$106,000.00	\$0.00	\$0.00	\$0.00	\$0.00
			S95UC120018	\$139,000.00	\$0.00	\$139,000.00	\$139,000.00	\$0.00	\$0.00	\$0.00	\$0.00
			S96UC120018	\$97,000.00	\$0.00	\$97,000.00	\$97,000.00	\$0.00	\$0.00	\$0.00	\$0.00
			S97UC120018	\$97,000.00	\$0.00	\$97,000.00	\$97,000.00	\$0.00	\$0.00	\$0.00	\$0.00
			S98UC120018	\$132,000.00	\$0.00	\$132,000.00	\$132,000.00	\$0.00	\$0.00	\$0.00	\$0.00
			S99UC120018	\$120,000.00	\$0.00	\$120,000.00	\$120,000.00	\$0.00	\$0.00	\$0.00	\$0.00
			S00UC120018	\$122,000.00	\$0.00	\$122,000.00	\$122,000.00	\$0.00	\$0.00	\$0.00	\$0.00
			S01UC120018	\$128,000.00	\$0.00	\$128,000.00	\$128,000.00	\$0.00	\$0.00	\$0.00	\$0.00
			S02UC120018	\$127,000.00	\$0.00	\$127,000.00	\$127,000.00	\$0.00	\$0.00	\$0.00	\$0.00
			S03UC120018	\$126,000.00	\$0.00	\$126,000.00	\$126,000.00	\$0.00	\$0.00	\$0.00	\$0.00
			S04UC120018	\$139,661.00	\$0.00	\$139,661.00	\$139,661.00	\$0.00	\$0.00	\$0.00	\$0.00
			S05UC120018	\$135,371.00	\$0.00	\$135,371.00	\$135,371.00	\$0.00	\$0.00	\$0.00	\$0.00
			S06UC120018	\$134,355.00	\$0.00	\$134,355.00	\$134,355.00	\$0.00	\$0.00	\$0.00	\$0.00
			S07UC120018	\$134,978.00	\$0.00	\$134,978.00	\$134,978.00	\$0.00	\$0.00	\$0.00	\$0.00

U.S. DEPARTMENT OF HOUSING
AND URBAN DEVELOPMENT
OFFICE OF COMMUNITY
PLANNING AND DEVELOPMENT
PR01 - HUD Grants and Program
Income

DATE: 12/28/2015
TIME: 5:01:09 PM
PAGE: 2/2

IDIS

Program	Fund Type	Grantee Name	Grant Number	Authorized Amount	Suballocated Amount	Amount Committed to Activities	Net Drawn Amount	FY YTD Net Draw Amount	Available to Commit	Available to Draw	Recapture Amount
ESG	EN	PINELLAS COUNTY	S08UC120018	\$133,725.00	\$0.00	\$133,725.00	\$133,725.00	\$0.00	\$0.00	\$0.00	\$0.00
			S09UC120018	\$132,661.00	\$0.00	\$132,661.00	\$132,661.00	\$0.00	\$0.00	\$0.00	\$0.00
			S10UC120018	\$131,289.80	\$0.00	\$131,289.80	\$131,289.80	\$0.00	\$0.00	\$0.00	\$0.00
		PINELLAS COUNTY Subtotal:		\$2,419,040.80	\$0.00	\$2,419,040.80	\$2,419,040.80	\$0.00	\$0.00	\$0.00	\$0.00
		EN Subtotal:		\$2,419,040.80	\$0.00	\$2,419,040.80	\$2,419,040.80	\$0.00	\$0.00	\$0.00	\$0.00
HOME	EN	PINELLAS COUNTY	M92DC120217	\$1,953,000.00	\$292,950.00	\$1,660,050.00	\$1,660,050.00	\$0.00	\$0.00	\$0.00	\$0.00
			M93DC120217	\$1,284,000.00	\$633,950.17	\$650,049.83	\$650,049.83	\$0.00	\$0.00	\$0.00	\$0.00
			M94DC120217	\$1,629,000.00	\$788,926.71	\$840,073.29	\$840,073.29	\$0.00	\$0.00	\$0.00	\$0.00
			M95DC120217	\$1,759,000.00	\$265,000.00	\$1,494,000.00	\$1,494,000.00	\$0.00	\$0.00	\$0.00	\$0.00
			M96DC120217	\$1,768,000.00	\$1,108,822.23	\$659,157.77	\$659,157.77	\$0.00	\$0.00	\$0.00	\$0.00
			M97DC120217	\$1,261,000.00	\$341,650.00	\$919,350.00	\$919,350.00	\$0.00	\$0.00	\$0.00	\$0.00
			M98DC120217	\$1,336,000.00	\$885,891.00	\$450,109.00	\$450,109.00	\$0.00	\$0.00	\$0.00	\$0.00
			M99DC120217	\$1,466,000.00	\$982,704.10	\$483,295.90	\$483,295.90	\$0.00	\$0.00	\$0.00	\$0.00
			M00DC120217	\$1,541,000.00	\$632,386.62	\$908,613.38	\$908,613.38	\$0.00	\$0.00	\$0.00	\$0.00
			M01DC120217	\$1,709,000.00	\$516,463.43	\$1,192,536.57	\$1,192,536.57	\$0.00	\$0.00	\$0.00	\$0.00
			M02DC120217	\$1,702,000.00	\$1,429,661.26	\$272,338.74	\$272,338.74	\$0.00	\$0.00	\$0.00	\$0.00
			M03DC120217	\$1,862,562.00	\$602,533.56	\$1,259,838.44	\$1,259,838.44	\$0.00	\$0.00	\$0.00	\$0.00
			M04DC120217	\$2,084,691.00	\$915,438.18	\$1,169,252.82	\$1,169,252.82	\$0.00	\$0.00	\$0.00	\$0.00
			M05DC120217	\$1,888,356.00	\$654,379.96	\$1,233,976.04	\$1,233,976.04	\$0.00	\$0.00	\$0.00	\$0.00
			M06DC120217	\$1,748,124.00	\$584,414.47	\$1,163,709.53	\$1,163,709.53	\$0.00	\$0.00	\$0.00	\$0.00
			M07DC120217	\$1,726,809.00	\$1,636,971.91	\$89,837.09	\$89,837.09	\$0.00	\$0.00	\$0.00	\$0.00
			M08DC120217	\$1,650,889.00	\$408,995.25	\$1,241,893.75	\$1,241,893.75	\$0.00	\$0.00	\$0.00	\$0.00
			M09DC120217	\$1,852,011.00	\$492,132.38	\$1,359,878.62	\$1,359,878.62	\$0.00	\$0.00	\$0.00	\$0.00
			M10DC120217	\$1,782,367.00	\$510,272.22	\$1,272,094.74	\$1,272,094.74	\$0.00	\$0.00	\$1,750.00	\$0.00
			M11DC120217	\$1,577,773.00	\$405,498.46	\$1,172,274.54	\$934,475.74	\$0.00	\$0.00	\$237,798.80	\$0.00
			M12DC120217	\$1,069,063.00	\$106,906.30	\$962,156.70	\$0.00	\$0.00	\$0.00	\$962,156.70	\$0.00
			M13DC120217	\$1,057,756.00	\$700,667.64	\$357,088.36	\$0.00	\$0.00	\$0.00	\$357,088.36	\$0.00
			M14DC120217	\$1,072,975.00	\$268,243.75	\$184,044.67	\$0.00	\$0.00	\$620,686.58	\$804,731.25	\$0.00
		PINELLAS COUNTY Subtotal:		\$36,781,376.00	\$15,164,969.64	\$20,995,719.78	\$19,252,881.25	\$0.00	\$620,686.58	\$2,363,525.11	\$0.00
		EN Subtotal:		\$36,781,376.00	\$15,164,969.64	\$20,995,719.78	\$19,252,881.25	\$0.00	\$620,686.58	\$2,363,525.11	\$0.00
PI		PINELLAS COUNTY	M96DC120217	\$688,764.45	\$0.00	\$688,764.45	\$688,764.45	\$0.00	\$0.00	\$0.00	\$0.00
			M97DC120217	\$896,465.80	\$0.00	\$896,465.80	\$896,465.80	\$0.00	\$0.00	\$0.00	\$0.00
			M98DC120217	\$457,827.49	\$0.00	\$457,827.49	\$457,827.49	\$0.00	\$0.00	\$0.00	\$0.00
			M99DC120217	\$406,417.60	\$0.00	\$406,417.60	\$406,417.60	\$0.00	\$0.00	\$0.00	\$0.00
			M00DC120217	\$626,651.23	\$0.00	\$626,651.23	\$626,651.23	\$0.00	\$0.00	\$0.00	\$0.00
			M01DC120217	\$780,931.00	\$0.00	\$780,931.00	\$780,931.00	\$0.00	\$0.00	\$0.00	\$0.00
			M02DC120217	\$921,228.20	\$0.00	\$921,228.20	\$921,228.20	\$0.00	\$0.00	\$0.00	\$0.00
			M03DC120217	\$1,369,830.64	\$0.00	\$1,369,830.64	\$1,369,830.64	\$0.00	\$0.00	\$0.00	\$0.00
			M04DC120217	\$1,368,346.08	\$0.00	\$1,368,346.08	\$1,368,346.08	\$0.00	\$0.00	\$0.00	\$0.00
			M05DC120217	\$1,800,683.17	\$0.00	\$1,800,683.17	\$1,800,683.17	\$0.00	\$0.00	\$0.00	\$0.00
			M06DC120217	\$1,667,798.22	\$0.00	\$1,667,798.22	\$1,667,798.22	\$0.00	\$0.00	\$0.00	\$0.00
			M07DC120217	\$618,495.91	\$0.00	\$618,495.91	\$618,495.91	\$0.00	\$0.00	\$0.00	\$0.00
			M08DC120217	\$446,951.56	\$0.00	\$446,951.56	\$446,951.56	\$0.00	\$0.00	\$0.00	\$0.00
			M09DC120217	\$650,602.59	\$0.00	\$650,602.59	\$650,602.59	\$0.00	\$0.00	\$0.00	\$0.00
			M10DC120217	\$646,805.12	\$0.00	\$646,805.12	\$646,805.12	\$0.00	\$0.00	\$0.00	\$0.00
			M11DC120217	\$778,526.94	\$0.00	\$778,526.94	\$778,526.94	\$0.00	\$0.00	\$0.00	\$0.00
			M12DC120217	\$768,159.26	\$75,877.87	\$692,281.39	\$692,281.39	\$0.00	\$0.00	\$0.00	\$0.00
			M13DC120217	\$879,801.41	\$87,980.14	\$791,821.27	\$791,821.27	\$0.00	\$0.00	\$0.00	\$0.00
			M14DC120217	\$711,261.52	\$69,304.36	\$440,691.78	\$440,691.78	\$0.00	\$201,265.38	\$201,265.38	\$0.00
			M15DC120217	\$48,197.04	\$4,819.70	\$0.00	\$0.00	\$0.00	\$43,377.34	\$43,377.34	\$0.00
		PINELLAS COUNTY Subtotal:		\$16,533,745.23	\$237,982.07	\$16,051,120.44	\$16,051,120.44	\$0.00	\$244,642.72	\$244,642.72	\$0.00
		PI Subtotal:		\$16,533,745.23	\$237,982.07	\$16,051,120.44	\$16,051,120.44	\$0.00	\$244,642.72	\$244,642.72	\$0.00
PA		PINELLAS COUNTY	M12DC120217	\$75,877.87	\$0.00	\$75,877.87	\$75,877.87	\$0.00	\$0.00	\$0.00	\$0.00
			M13DC120217	\$87,980.14	\$0.00	\$87,980.14	\$87,980.14	\$0.00	\$0.00	\$0.00	\$0.00
			M14DC120217	\$69,304.36	\$0.00	\$64,484.65	\$47,021.31	\$0.00	\$4,819.71	\$22,283.05	\$0.00
			M15DC120217	\$4,819.70	\$0.00	\$0.00	\$0.00	\$0.00	\$4,819.70	\$4,819.70	\$0.00
		PINELLAS COUNTY Subtotal:		\$237,982.07	\$0.00	\$228,342.66	\$210,879.32	\$0.00	\$9,639.41	\$27,102.75	\$0.00
		PA Subtotal:		\$237,982.07	\$0.00	\$228,342.66	\$210,879.32	\$0.00	\$9,639.41	\$27,102.75	\$0.00
HPRP	EN	PINELLAS COUNTY	S09UY120018	\$1,237,464.00	\$0.00	\$1,237,464.00	\$1,237,464.00	\$0.00	\$0.00	\$0.00	\$0.00
		PINELLAS COUNTY Subtotal:		\$1,237,464.00	\$0.00	\$1,237,464.00	\$1,237,464.00	\$0.00	\$0.00	\$0.00	\$0.00
		EN Subtotal:		\$1,237,464.00	\$0.00	\$1,237,464.00	\$1,237,464.00	\$0.00	\$0.00	\$0.00	\$0.00
GRANTEE				\$151,739,030.43	\$15,821,280.47	\$133,496,085.99	\$131,006,187.39	\$179,738.25	\$3,077,974.80	\$5,567,873.40	\$0.00

U.S. Department of Housing and Urban Development
Office of Community Planning and Development
Integrated Disbursement and Information System
List of Activities By Program Year And Project
PINELLAS COUNTY,FL

DATE: 12-28-15
TIME: 17:02
PAGE: 1

REPORT FOR CPD PROGRAM ALL
PGM YR ALL

Plan Year	IDIS Project	Project	IDIS Activity ID	Activity Name	Activity Status	Program	Funded Amount	Draw Amount	Balance
1994	1	CONVERTED HOME ACTIVITIES	1	HOME COMMITTED FUNDS ADJUSTMENT	Open	HOME	\$0.00	\$0.00	\$0.00
			5	BOCC PINELLAS COUNTY	Completed	HOME	\$1,738.90	\$1,738.90	\$0.00
			6	BOCC PINELLAS COUNTY	Completed	HOME	\$14,000.00	\$14,000.00	\$0.00
			7	BOCC PINELLAS COUNTY	Completed	HOME	\$6,681.10	\$6,681.10	\$0.00
			8	BOCC PINELLAS COUNTY	Completed	HOME	\$15,000.00	\$15,000.00	\$0.00
			9	PINELLAS COUNTY-CNSRT	Completed	HOME	\$1,103,912.00	\$1,103,912.00	\$0.00
			10	BOCC PINELLAS COUNTY	Completed	HOME	\$16,972.25	\$16,972.25	\$0.00
			11	CNSRT-PINELLAS COUNTY	Completed	HOME	\$14,500.00	\$14,500.00	\$0.00
			12	BOCC PINELLAS COUNTY	Completed	HOME	\$6,043.55	\$6,043.55	\$0.00
			13	PINELLAS COUNTY-CNSRT	Completed	HOME	\$23,515.85	\$23,515.85	\$0.00
			14	BOCC PINELLAS COUNTY	Completed	HOME	\$8,717.98	\$8,717.98	\$0.00
			15	CNSRT-PINELLAS COUNTY	Completed	HOME	\$20,459.25	\$20,459.25	\$0.00
			16	HOME - ADMINISTRATION	Completed	HOME	\$131,589.21	\$131,589.21	\$0.00
			17	CNSRT-PINELLAS COUNTY	Completed	HOME	\$9,478.05	\$9,478.05	\$0.00
			18	PINELLAS COUNTY-CNSRT	Completed	HOME	\$7,416.75	\$7,416.75	\$0.00
			19	PINELLAS COUNTY-CNSRT	Completed	HOME	\$9,503.10	\$9,503.10	\$0.00
			20	PINELLAS COUNTY-CNSRT	Completed	HOME	\$27,354.95	\$27,354.95	\$0.00
			21	PINELLAS COUNTY-CNSRT	Completed	HOME	\$1,762.00	\$1,762.00	\$0.00
			22	PINELLAS COUNTY-CNSRT	Completed	HOME	\$1,650.00	\$1,650.00	\$0.00
			23	PINELLAS COUNTY-CNSRT	Completed	HOME	\$1,860.00	\$1,860.00	\$0.00
			24	PINELLAS COUNTY-CNSRT	Completed	HOME	\$1,890.00	\$1,890.00	\$0.00
			25	PINELLAS COUNTY-CNSRT	Completed	HOME	\$1,713.00	\$1,713.00	\$0.00
			26	PINELLAS COUNTY-CNSRT	Completed	HOME	\$1,000.00	\$1,000.00	\$0.00
			27	PINELLAS COUNTY-CNSRT	Completed	HOME	\$12,240.00	\$12,240.00	\$0.00
			28	PINELLAS COUNTY-CNSRT	Completed	HOME	\$10,410.00	\$10,410.00	\$0.00
			29	PINELLAS COUNTY-CNSRT	Completed	HOME	\$17,603.10	\$17,603.10	\$0.00
			30	PINELLAS COUNTY-CNSRT	Completed	HOME	\$1,890.00	\$1,890.00	\$0.00
			31	PINELLAS COUNTY-CNSRT	Completed	HOME	\$10,151.55	\$10,151.55	\$0.00
			32	PINELLAS COUNTY-CNSRT	Completed	HOME	\$1,887.00	\$1,887.00	\$0.00
			33	PINELLAS COUNTY-CNSRT	Completed	HOME	\$39,324.26	\$39,324.26	\$0.00
			34	PINELLAS COUNTY-CNSRT	Completed	HOME	\$7,250.00	\$7,250.00	\$0.00
			35	PINELLAS COUNTY-CNSRT	Completed	HOME	\$2,137.00	\$2,137.00	\$0.00
			36	PINELLAS COUNTY-CNSRT	Completed	HOME	\$1,437.00	\$1,437.00	\$0.00
			37	PINELLAS COUNTY-CNSRT	Completed	HOME	\$1,947.00	\$1,947.00	\$0.00
			38	PINELLAS COUNTY-CNSRT	Completed	HOME	\$1,497.00	\$1,497.00	\$0.00

U.S. Department of Housing and Urban Development
Office of Community Planning and Development
Integrated Disbursement and Information System
List of Activities By Program Year And Project
PINELLAS COUNTY,FL

DATE: 12-28-15
TIME: 17:02
PAGE: 2

Plan Year	IDIS Project	Project	IDIS Activity ID	Activity Name	Activity Status	Program	Funded Amount	Draw Amount	Balance
1994	1	CONVERTED HOME ACTIVITIES	39	PINELLAS COUNTY-CNSRT	Completed	HOME	\$602,000.00	\$602,000.00	\$0.00
			40	PINELLAS COUNTY-CNSRT	Completed	HOME	\$1,680.00	\$1,680.00	\$0.00
			41	PINELLAS COUNTY-CNSRT	Completed	HOME	\$1,860.00	\$1,860.00	\$0.00
			42	PINELLAS COUNTY-CNSRT	Completed	HOME	\$1,797.00	\$1,797.00	\$0.00
			43	PINELLAS COUNTY-CNSRT	Completed	HOME	\$2,097.00	\$2,097.00	\$0.00
			44	PINELLAS COUNTY-CNSRT	Completed	HOME	\$1,000.00	\$1,000.00	\$0.00
			45	PINELLAS COUNTY-CNSRT	Completed	HOME	\$28,779.30	\$28,779.30	\$0.00
			46	PINELLAS COUNTY-CNSRT	Completed	HOME	\$1,830.00	\$1,830.00	\$0.00
			47	PINELLAS COUNTY-CNSRT	Completed	HOME	\$1,497.00	\$1,497.00	\$0.00
			48	PINELLAS COUNTY-CNSRT	Completed	HOME	\$1,230.00	\$1,230.00	\$0.00
			49	PINELLAS COUNTY-CNSRT	Completed	HOME	\$2,100.00	\$2,100.00	\$0.00
			50	PINELLAS COUNTY-CNSRT	Completed	HOME	\$1,665.00	\$1,665.00	\$0.00
			51	PINELLAS COUNTY-CNSRT	Completed	HOME	\$1,695.00	\$1,695.00	\$0.00
			52	PINELLAS COUNTY-CNSRT	Completed	HOME	\$1,725.00	\$1,725.00	\$0.00
			53	PINELLAS COUNTY-CNSRT	Completed	HOME	\$1,197.00	\$1,197.00	\$0.00
			54	PINELLAS COUNTY-CNSRT	Completed	HOME	\$113,878.42	\$113,878.42	\$0.00
			55	PINELLAS COUNTY-CNSRT	Completed	HOME	\$1,440.00	\$1,440.00	\$0.00
			56	PINELLAS COUNTY-CNSRT	Completed	HOME	\$2,010.00	\$2,010.00	\$0.00
			57	PINELLAS COUNTY-CNSRT	Completed	HOME	\$1,380.00	\$1,380.00	\$0.00
			58	PINELLAS COUNTY-CNSRT	Completed	HOME	\$13,388.90	\$13,388.90	\$0.00
			59	PINELLAS COUNTY-CNSRT	Completed	HOME	\$1,545.00	\$1,545.00	\$0.00
			60	PINELLAS COUNTY-CNSRT	Completed	HOME	\$3,770.00	\$3,770.00	\$0.00
			61	PINELLAS COUNTY-CNSRT	Completed	HOME	\$30,941.10	\$30,941.10	\$0.00
			62	PINELLAS COUNTY-CNSRT	Completed	HOME	\$1,350.00	\$1,350.00	\$0.00
			63	PINELLAS COUNTY-CNSRT	Completed	HOME	\$1,197.00	\$1,197.00	\$0.00
			64	PINELLAS COUNTY-CNSRT	Completed	HOME	\$5,360.00	\$5,360.00	\$0.00
			65	PINELLAS COUNTY-CNSRT	Completed	HOME	\$1,440.00	\$1,440.00	\$0.00
			66	PINELLAS COUNTY-CNSRT	Completed	HOME	\$1,587.00	\$1,587.00	\$0.00
			67	PINELLAS COUNTY-CNSRT	Completed	HOME	\$1,305.00	\$1,305.00	\$0.00
			68	PINELLAS COUNTY-CNSRT	Completed	HOME	\$1,372.00	\$1,372.00	\$0.00
			69	PINELLAS COUNTY-CNSRT	Completed	HOME	\$32,818.15	\$32,818.15	\$0.00
			70	PINELLAS COUNTY-CNSRT	Completed	HOME	\$5,496.00	\$5,496.00	\$0.00
			71	PINELLAS COUNTY-CNSRT	Completed	HOME	\$1,545.00	\$1,545.00	\$0.00
			72	PINELLAS COUNTY-CNSRT	Completed	HOME	\$1,515.00	\$1,515.00	\$0.00
			73	PINELLAS COUNTY-CNSRT	Completed	HOME	\$5,100.00	\$5,100.00	\$0.00
			74	PINELLAS COUNTY-CNSRT	Completed	HOME	\$5,259.05	\$5,259.05	\$0.00
			75	PINELLAS COUNTY-CNSRT	Completed	HOME	\$27,174.90	\$27,174.90	\$0.00
			76	BORDA - BOOT RANCH	Completed	HOME	\$1,600,000.00	\$1,600,000.00	\$0.00
			77	PINELLAS COUNTY-CNSRT	Canceled	HOME	\$0.00	\$0.00	\$0.00

U.S. Department of Housing and Urban Development
Office of Community Planning and Development
Integrated Disbursement and Information System
List of Activities By Program Year And Project
PINELLAS COUNTY,FL

DATE: 12-28-15
TIME: 17:02
PAGE: 3

Plan Year	IDIS Project	Project	IDIS Activity ID	Activity Name	Activity Status	Program	Funded Amount	Draw Amount	Balance
1994	1	CONVERTED HOME ACTIVITIES	78	PINELLAS COUNTY-CNSRT	Canceled	HOME	\$0.00	\$0.00	\$0.00
			79	PINELLAS COUNTY-CNSRT	Canceled	HOME	\$0.00	\$0.00	\$0.00
			80	PINELLAS COUNTY-CNSRT	Canceled	HOME	\$0.00	\$0.00	\$0.00
			81	PINELLAS COUNTY-CNSRT	Canceled	HOME	\$0.00	\$0.00	\$0.00
			82	PINELLAS COUNTY-CNSRT	Canceled	HOME	\$0.00	\$0.00	\$0.00
			83	PINELLAS COUNTY-CNSRT	Canceled	HOME	\$0.00	\$0.00	\$0.00
			84	PINELLAS COUNTY-CNSRT	Canceled	HOME	\$0.00	\$0.00	\$0.00
			85	PINELLAS COUNTY-CNSRT	Canceled	HOME	\$0.00	\$0.00	\$0.00
			86	PINELLAS COUNTY-CNSRT	Canceled	HOME	\$0.00	\$0.00	\$0.00
			87	PINELLAS COUNTY-CNSRT	Completed	HOME	\$55,203.31	\$55,203.31	\$0.00
			88	PINELLAS COUNTY-CNSRT	Completed	HOME	\$57,353.16	\$57,353.16	\$0.00
			89	PINELLAS COUNTY-CNSRT	Completed	HOME	\$66,092.00	\$66,092.00	\$0.00
			90	PINELLAS COUNTY-CNSRT	Completed	HOME	\$65,700.00	\$65,700.00	\$0.00
			91	PINELLAS COUNTY-CNSRT	Completed	HOME	\$65,431.62	\$65,431.62	\$0.00
			92	PINELLAS COUNTY-CNSRT	Completed	HOME	\$56,000.00	\$56,000.00	\$0.00
			93	PINELLAS COUNTY-CNSRT	Completed	HOME	\$42,000.00	\$42,000.00	\$0.00
			94	PINELLAS COUNTY-CNSRT	Completed	HOME	\$66,357.84	\$66,357.84	\$0.00
			95	PINELLAS COUNTY-CNSRT	Completed	HOME	\$62,300.00	\$62,300.00	\$0.00
			96	PINELLAS COUNTY-CNSRT	Completed	HOME	\$52,119.00	\$52,119.00	\$0.00
			97	PINELLAS COUNTY-CNSRT	Completed	HOME	\$55,445.00	\$55,445.00	\$0.00
			98	PINELLAS COUNTY-CNSRT	Completed	HOME	\$77,371.02	\$77,371.02	\$0.00
			99	PINELLAS COUNTY-CNSRT	Completed	HOME	\$50,554.21	\$50,554.21	\$0.00
			100	PINELLAS COUNTY-CNSRT	Completed	HOME	\$68,100.00	\$68,100.00	\$0.00
			101	PINELLAS COUNTY-CNSRT	Completed	HOME	\$59,966.07	\$59,966.07	\$0.00
			102	PINELLAS COUNTY-CNSRT	Completed	HOME	\$65,500.00	\$65,500.00	\$0.00
			103	CNHS - WILLIAMS #2798	Completed	HOME	\$78,300.00	\$78,300.00	\$0.00
			104	CNHS - WILSON #2799	Completed	HOME	\$69,300.00	\$69,300.00	\$0.00
			105	CNHS - SIMMONS #2800	Completed	HOME	\$57,880.00	\$57,880.00	\$0.00
			106	CNHS - COLLINS #2898	Completed	HOME	\$64,569.00	\$64,569.00	\$0.00
			107	OAK TRACE	Completed	HOME	\$1,248,633.67	\$1,248,633.67	\$0.00
			108	PINELLAS COUNTY-CNSRT	Completed	HOME	\$435,000.00	\$435,000.00	\$0.00
		Project Total					\$6,966,732.57	\$6,966,732.57	\$0.00
	2	CONVERTED CDBG ACTIVITIES	2	CDBG COMMITTED FUNDS ADJUSTMENT	Open	CDBG	\$19,249,921.49	\$19,249,921.49	\$0.00
			109	WYATT ST. PHASE IIA AND IIB DESIGN	Completed	CDBG	\$10,113.00	\$10,113.00	\$0.00
			110	Unknown	Completed	CDBG	\$0.00	\$0.00	\$0.00
			111	Unknown	Completed	CDBG	\$0.00	\$0.00	\$0.00
			112	Unknown	Completed	CDBG	\$0.00	\$0.00	\$0.00
			113	Unknown	Completed	CDBG	\$0.00	\$0.00	\$0.00
			114	Unknown	Completed	CDBG	\$0.00	\$0.00	\$0.00

U.S. Department of Housing and Urban Development
Office of Community Planning and Development
Integrated Disbursement and Information System
List of Activities By Program Year And Project
PINELLAS COUNTY,FL

DATE: 12-28-15
TIME: 17:02
PAGE: 4

Plan Year	IDIS Project	Project	IDIS Activity ID	Activity Name	Activity Status	Program	Funded Amount	Draw Amount	Balance
1994	2	CONVERTED CDBG ACTIVITIES	115	Unknown	Completed	CDBG	\$0.00	\$0.00	\$0.00
			116	Unknown	Completed	CDBG	\$0.00	\$0.00	\$0.00
			117	Unknown	Completed	CDBG	\$0.00	\$0.00	\$0.00
			118	Unknown	Completed	CDBG	\$0.00	\$0.00	\$0.00
			119	COVENANT FOUNDATION SUPPORTIVE HOUSING	Completed	CDBG	\$0.00	\$0.00	\$0.00
			120	BRIDGEWORK COUNSELING CTR SUPPORTIVE HSG	Completed	CDBG	\$0.00	\$0.00	\$0.00
			121	ACQUISITION OF HOUSING LOTS - CHAF	Completed	CDBG	\$0.00	\$0.00	\$0.00
			122	Unknown	Completed	CDBG	\$0.00	\$0.00	\$0.00
			123	Unknown	Completed	CDBG	\$0.00	\$0.00	\$0.00
			124	SHORE BOULEVARD INFRASTRUCTURE	Completed	CDBG	\$0.00	\$0.00	\$0.00
			125	Unknown	Completed	CDBG	\$0.00	\$0.00	\$0.00
			126	Unknown	Completed	CDBG	\$0.00	\$0.00	\$0.00
			127	Unknown	Completed	CDBG	\$0.00	\$0.00	\$0.00
			128	Unknown	Completed	CDBG	\$0.00	\$0.00	\$0.00
			129	Unknown	Completed	CDBG	\$0.00	\$0.00	\$0.00
			130	PAR PARKING LOT	Completed	CDBG	\$0.00	\$0.00	\$0.00
			131	DANSVILLE CONSULTING & PRELIM DESIGN	Completed	CDBG	\$275,443.78	\$275,443.78	\$0.00
			132	Unknown	Completed	CDBG	\$0.00	\$0.00	\$0.00
			133	Unknown	Completed	CDBG	\$0.00	\$0.00	\$0.00
			134	SINGLE UNIT REHABILITATION	Canceled	CDBG	\$0.00	\$0.00	\$0.00
			135	Unknown	Completed	CDBG	\$0.00	\$0.00	\$0.00
			136	Unknown	Completed	CDBG	\$0.00	\$0.00	\$0.00
			137	COMMERCIAL FACADE PROGRAM	Completed	CDBG	\$0.00	\$0.00	\$0.00
			138	ACQUISITION OF LAND - DANSVILLE	Completed	CDBG	\$0.00	\$0.00	\$0.00
			139	TBCDC HOMEOWNERSHIP OPPORTUNITY	Completed	CDBG	\$0.00	\$0.00	\$0.00
			140	Unknown	Completed	CDBG	\$0.00	\$0.00	\$0.00
			141	Unknown	Completed	CDBG	\$0.00	\$0.00	\$0.00
			142	Unknown	Completed	CDBG	\$0.00	\$0.00	\$0.00
			143	PARKING AND RESTROOMS	Completed	CDBG	\$0.00	\$0.00	\$0.00
			144	WYATT ST. PHASE IIB RECONSTRUCTION	Completed	CDBG	\$779,529.87	\$779,529.87	\$0.00
			145	DANSVILLE ROW ACQUISITION	Canceled	CDBG	\$0.00	\$0.00	\$0.00
			146	DANSVILLE INFRASTRUCTURE DESIGN	Completed	CDBG	\$145,734.23	\$145,734.23	\$0.00
			147	Unknown	Completed	CDBG	\$0.00	\$0.00	\$0.00
			148	Unknown	Completed	CDBG	\$0.00	\$0.00	\$0.00
			149	ASAP WOMAN AND CHILD EMERGENCY SHELTER	Completed	CDBG	\$0.00	\$0.00	\$0.00
			150	Unknown	Completed	CDBG	\$0.00	\$0.00	\$0.00
			151	Unknown	Completed	CDBG	\$0.00	\$0.00	\$0.00
			152	Unknown	Completed	CDBG	\$0.00	\$0.00	\$0.00

U.S. Department of Housing and Urban Development
Office of Community Planning and Development
Integrated Disbursement and Information System
List of Activities By Program Year And Project
PINELLAS COUNTY,FL

Plan Year	IDIS Project	Project	IDIS Activity ID	Activity Name	Activity Status	Program	Funded Amount	Draw Amount	Balance
1994	2	CONVERTED CDBG ACTIVITIES	153	PINELLAS VILLAGE RANGE HOOD IN DAYCARE	Completed	CDBG	\$0.00	\$0.00	\$0.00
			154	YWCA FAMILY VILLAGE	Canceled	CDBG	\$0.00	\$0.00	\$0.00
			155	Unknown	Completed	CDBG	\$0.00	\$0.00	\$0.00
			156	HEP - DORM PROJECT	Completed	CDBG	\$0.00	\$0.00	\$0.00
			157	Unknown	Completed	CDBG	\$0.00	\$0.00	\$0.00
			158	Unknown	Completed	CDBG	\$0.00	\$0.00	\$0.00
			159	ADMINISTRATION	Completed	CDBG	\$0.00	\$0.00	\$0.00
			160	CONTINGENCIES	Canceled	CDBG	\$0.00	\$0.00	\$0.00
			161	HIGH POINT YMCA	Completed	CDBG	\$425,216.39	\$425,216.39	\$0.00
			162	Unknown	Completed	CDBG	\$0.00	\$0.00	\$0.00
			163	RPI PROGRAM -- R.A. WILHELM	Completed	CDBG	\$0.00	\$0.00	\$0.00
			164	RPI PROGRAM - ROSENKRANZ	Completed	CDBG	\$0.00	\$0.00	\$0.00
			165	SUP HSG PROGRAM - LUTHERAN RESIDENCES	Completed	CDBG	\$0.00	\$0.00	\$0.00
			166	Unknown	Completed	CDBG	\$0.00	\$0.00	\$0.00
			167	SUPPORTIVE HSG - ALMONY-SARITELLI	Completed	CDBG	\$0.00	\$0.00	\$0.00
			168	SUPPORTIVE HOUSING - GEORGE #2734	Completed	CDBG	\$0.00	\$0.00	\$0.00
			220	Unknown	Canceled	CDBG	\$0.00	\$0.00	\$0.00
				Project Total					\$20,885,958.76
	3	CONVERTED ESG ACTIVITIES	3	ESG COMMITTED FUNDS ADJUSTMENT	Open	ESG	\$537,906.44	\$537,906.44	\$0.00
							\$537,906.44	\$537,906.44	\$0.00
	4	CONVERTED HOPWA ACTIVITIES	4	HOPWA COMMITTED FUNDS ADJUSTMENT	Open	CDBG	\$0.00	\$0.00	\$0.00
							\$0.00	\$0.00	\$0.00
		Program Total				CDBG	\$20,885,958.76	\$20,885,958.76	\$0.00
						ESG	\$537,906.44	\$537,906.44	\$0.00
						HOME	\$6,966,732.57	\$6,966,732.57	\$0.00
		1994 Total						\$28,390,597.77	\$28,390,597.77
1995	1	Juvenile Welfare Board - Comprehensive Family Services	169	ERROR - NO ACTIVITY	Canceled	CDBG	\$0.00	\$0.00	\$0.00
			170	JWB - COMPREHENSIVE FAMILY SERVICES	Completed	CDBG	\$0.00	\$0.00	\$0.00
			Project Total					\$0.00	\$0.00
	2	Community Service Foundation - Central Housing Assistance	171	CENTRAL HOUSING ASSISTANCE PROGRAM	Completed	CDBG	\$0.00	\$0.00	\$0.00
							\$0.00	\$0.00	\$0.00
	3	Pinellas Opportunity Council - CHORE Services	172	CHORE SERVICES	Completed	CDBG	\$0.00	\$0.00	\$0.00
							\$0.00	\$0.00	\$0.00
	4	CONTINGENCY	173	CONTINGENCY	Canceled	CDBG	\$0.00	\$0.00	\$0.00
							\$0.00	\$0.00	\$0.00
	5	High Point Public Facilities - Acquisition	174	NEIGHBORHOOD IMPROVEMENT - YMCA	Canceled	CDBG	\$0.00	\$0.00	\$0.00
\$0.00							\$0.00	\$0.00	

U.S. Department of Housing and Urban Development
Office of Community Planning and Development
Integrated Disbursement and Information System
List of Activities By Program Year And Project
PINELLAS COUNTY,FL

DATE: 12-28-15
TIME: 17:02
PAGE: 6

Plan Year	IDIS Project	Project	IDIS Activity ID	Activity Name	Activity Status	Program	Funded Amount	Draw Amount	Balance
1995	6	AIDS Coalition of Pinellas County - Hope's Home	175	HOPE'S HOME PROJECT	Canceled	CDBG	\$0.00	\$0.00	\$0.00
		Project Total					\$0.00	\$0.00	\$0.00
	8	Religious Community Services - Emergency Housing	176	RCS EMERGENCY HOUSING	Completed	CDBG	\$0.00	\$0.00	\$0.00
		Project Total					\$0.00	\$0.00	\$0.00
	9	Religious Community Services - Transitional Housing	177	RCS SPOUSE ABUSE SHELTER ADDITION	Completed	CDBG	\$0.00	\$0.00	\$0.00
		Project Total					\$0.00	\$0.00	\$0.00
	10	Step Ahead - Transitional Housing	178	STEP AHEAD/SUNCOAST HOSPITAL ACQUISITION	Completed	CDBG	\$0.00	\$0.00	\$0.00
		Project Total					\$0.00	\$0.00	\$0.00
	11	Gulfcoast Legal Services - Homeless Outreach Project	222	GULFCOAST LEGAL SERV.- HOMELESS OUTREACH	Completed	ESG	\$0.00	\$0.00	\$0.00
		Project Total					\$0.00	\$0.00	\$0.00
	12	Acquisition of Real Property - Dansville Redevelopment Area	221	ACQUISITION FOR RIGHT OF WAY - DANSVILLE	Completed	CDBG	\$144,453.77	\$144,453.77	\$0.00
		Project Total					\$144,453.77	\$144,453.77	\$0.00
	13	Mustard Seed Foundation - Turning Point	179	TURNING POINT ACQUISITION AND REHAB.	Completed	CDBG	\$0.00	\$0.00	\$0.00
		Project Total					\$0.00	\$0.00	\$0.00
	14	Salvation Army - Homeless Intervention Program	180	HOMELESS INTERVENTION PROGRAM	Completed	ESG	\$1,901.07	\$1,901.07	\$0.00
		Project Total					\$1,901.07	\$1,901.07	\$0.00
	15	United Methodist Cooperative Ministries - Bus Token Program	223	UMCM - BUS TOKENS	Completed	ESG	\$0.00	\$0.00	\$0.00
		Project Total					\$0.00	\$0.00	\$0.00
	16	Homeless Emergency Project	224	HOMELESS EMERGENCY PROJECT - UTILITIES	Completed	ESG	\$0.00	\$0.00	\$0.00
		Project Total					\$0.00	\$0.00	\$0.00
	17	CASA - Domestic Abuse Shelter	225	CASA - SHELTER REHAB	Completed	ESG	\$0.00	\$0.00	\$0.00
		Project Total					\$0.00	\$0.00	\$0.00
	18	YWCA of Tampa Bay - Virginia H. Lazarra Emergency Shelter	226	YWCA - LAZZARA SHELTER OPERATIONS	Completed	ESG	\$0.00	\$0.00	\$0.00
		Project Total					\$0.00	\$0.00	\$0.00
	19	Religious Community Services - Food Pantry	227	RCS - FOOD PANTRY COOLER AND OPS	Completed	ESG	\$0.00	\$0.00	\$0.00
		Project Total					\$0.00	\$0.00	\$0.00
	20	Single-Family Residential Rehabilitation	228	SINGLE FAMILY RESIDENTIAL REHABILITATION	Completed	CDBG	\$0.00	\$0.00	\$0.00
		Project Total					\$0.00	\$0.00	\$0.00
	21	Single-Family Residential Rehabilitation	181	SINGLE FAMILY REHABILITATION	Completed	CDBG	\$0.00	\$0.00	\$0.00
		Project Total					\$0.00	\$0.00	\$0.00
	22	Multi-Family Residential - Rehabilitation	229	RPI - HERBERT #2469	Completed	CDBG	\$0.00	\$0.00	\$0.00
			230	RPI - FORD #2488	Completed	CDBG	\$0.00	\$0.00	\$0.00
			231	RPI - HILBERT #2547	Canceled	CDBG	\$0.00	\$0.00	\$0.00
			232	RPI - DUFKE #2546	Completed	CDBG	\$0.00	\$0.00	\$0.00
			233	RPI - JOHNSON #2707	Completed	CDBG	\$0.00	\$0.00	\$0.00

U.S. Department of Housing and Urban Development
Office of Community Planning and Development
Integrated Disbursement and Information System
List of Activities By Program Year And Project
PINELLAS COUNTY,FL

DATE: 12-28-15
TIME: 17:02
PAGE: 7

Plan Year	IDIS Project	Project	IDIS Activity ID	Activity Name	Activity Status	Program	Funded Amount	Draw Amount	Balance
1995	22	Multi-Family Residential - Rehabilitation	234	RPI - BLEVINS #2741	Completed	CDBG	\$0.00	\$0.00	\$0.00
			235	RPI - HILBERT #2704	Completed	CDBG	\$0.00	\$0.00	\$0.00
			236	RPI - HEBERT #2661	Completed	CDBG	\$0.00	\$0.00	\$0.00
		Project Total					\$0.00	\$0.00	\$0.00
	24	Tampa Bay Community Development Corp. - Homebuyer Assistance	182	DOWN PAYMENT ASSISTANCE	Completed	CDBG	\$0.00	\$0.00	\$0.00
							\$0.00	\$0.00	\$0.00
	25	Home Buyer's Club	183	HOME BUYERS CLUB	Completed	CDBG	\$0.00	\$0.00	\$0.00
							\$0.00	\$0.00	\$0.00
	27	Demolition	250	FY95-96 DEMOLITIONS	Completed	CDBG	\$0.00	\$0.00	\$0.00
			251	DUNEDIN BANK BUILDING DEMO	Completed	CDBG	\$0.00	\$0.00	\$0.00
			252	DEMO - DORA BLANCHARD	Completed	CDBG	\$0.00	\$0.00	\$0.00
			332	DEMOLITION OF RESIDENTIAL STRUCTURE	Completed	CDBG	\$1,806.35	\$1,806.35	\$0.00
			335	DANSVILLE CLEARING & CLEAN UP	Completed	CDBG	\$8,218.04	\$8,218.04	\$0.00
			374	TARPON SPRINGS CAP NEIGHBORHOOD	Completed	CDBG	\$19,852.50	\$19,852.50	\$0.00
			379	DEMO - MARY STEWART	Completed	CDBG	\$1,638.72	\$1,638.72	\$0.00
			380	DEMO - BOOKER MURRAY JR.	Completed	CDBG	\$5,864.70	\$5,864.70	\$0.00
			381	DEMO - MOTEL	Completed	CDBG	\$3,314.69	\$3,314.69	\$0.00
			382	DEMO - 12473 TREE STREET LARGO	Completed	CDBG	\$4,521.95	\$4,521.95	\$0.00
			383	DEMOLITION - STILLIS	Completed	CDBG	\$7,085.36	\$7,085.36	\$0.00
			384	DEMOLITION - BUSSEY	Completed	CDBG	\$1,044.50	\$1,044.50	\$0.00
			385	KERRY COURT CLEAN UP	Completed	CDBG	\$5,203.35	\$5,203.35	\$0.00
			386	DEMO - 725 WYATT ST	Completed	CDBG	\$2,464.53	\$2,464.53	\$0.00
			387	DEMOLITION - WRIGHT	Completed	CDBG	\$2,261.44	\$2,261.44	\$0.00
			408	DEMOLITION - YMCA - 5350 BAMBOO PLACE	Completed	CDBG	\$4,222.35	\$4,222.35	\$0.00
			409	DEMOLITION - RIDGECREST - 1449 BASKINS	Completed	CDBG	\$5,158.66	\$5,158.66	\$0.00
			451	DEMO - 938 HIGHLAND AVE	Completed	CDBG	\$2,612.91	\$2,612.91	\$0.00
			461	DEMO - 13364 HELM ST	Completed	CDBG	\$1,109.36	\$1,109.36	\$0.00
			463	CLEAR - TAYLOR LAKE SUBDIV	Completed	CDBG	\$3,450.00	\$3,450.00	\$0.00
			464	DEMO - 1727 CRAWFORD AVE	Completed	CDBG	\$1,408.16	\$1,408.16	\$0.00
			467	CLEAR- WYATT ST PALM TREE REMOVAL	Completed	CDBG	\$500.00	\$500.00	\$0.00
			476	DEMO - 715 PATTERSON ST	Completed	CDBG	\$5,000.00	\$5,000.00	\$0.00
			486	DEMO - 19221 GULF BLVD, IND SHR	Completed	CDBG	\$1,920.00	\$1,920.00	\$0.00
		Project Total					\$88,657.57	\$88,657.57	\$0.00
	28	ADA Program	184	DUNEDIN PLAYGROUND EQUIPMENT	Completed	CDBG	\$0.00	\$0.00	\$0.00
							\$0.00	\$0.00	\$0.00
	29	YWCA of Tampa Bay - Family Village	185	FAMILY VILLAGE PROJECT	Completed	CDBG	\$300,000.00	\$300,000.00	\$0.00
							\$300,000.00	\$300,000.00	\$0.00
	30	PEMHS- Construction	186	PEMHS SERVICES BUILDING	Canceled	CDBG	\$0.00	\$0.00	\$0.00

U.S. Department of Housing and Urban Development
Office of Community Planning and Development
Integrated Disbursement and Information System
List of Activities By Program Year And Project
PINELLAS COUNTY, FL

DATE: 12-28-15
TIME: 17:02
PAGE: 8

Plan Year	IDIS Project	Project	IDIS Activity ID	Activity Name	Activity Status	Program	Funded Amount	Draw Amount	Balance
1995	30	Project Total					\$0.00	\$0.00	\$0.00
	31	City of Gulfport - Streetscape	187	STREETSCAPE	Completed	CDBG	\$175,000.00	\$175,000.00	\$0.00
		Project Total					\$175,000.00	\$175,000.00	\$0.00
	32	City of Dunedin - Streetscape	188	DOWNTOWN STREETSCAPE	Completed	CDBG	\$0.00	\$0.00	\$0.00
		Project Total					\$0.00	\$0.00	\$0.00
	33	Villas in the Park Waterline	189	VILLAS IN THE PARK WATERLINE	Canceled	CDBG	\$0.00	\$0.00	\$0.00
		Project Total					\$0.00	\$0.00	\$0.00
	34	City of Safety Harbor - Streetscape	190	MAIN STREET STREETSCAPE	Completed	CDBG	\$0.00	\$0.00	\$0.00
		Project Total					\$0.00	\$0.00	\$0.00
	37	Program Administration - Community Development Block Grant	246	CDBG ADMIN	Completed	CDBG	\$0.00	\$0.00	\$0.00
		Project Total					\$0.00	\$0.00	\$0.00
		Program Total				CDBG	\$708,111.34	\$708,111.34	\$0.00
						ESG	\$1,901.07	\$1,901.07	\$0.00
		1995 Total					\$710,012.41	\$710,012.41	\$0.00
1996	1	MULTIFAMILY RESIDENTIAL - CONSTRUCTION OR REHABILITATION	321	SANDPEBBLE APARTMENTS	Completed	CDBG	\$0.00	\$0.00	\$0.00
						HOME	\$474,574.00	\$474,574.00	\$0.00
			357	CHAF - WTV - #3070	Completed	HOME	\$158,654.00	\$158,654.00	\$0.00
			358	CHAF - WTV - #3072	Completed	HOME	\$158,654.00	\$158,654.00	\$0.00
			359	CHAF - WTV - #3074	Completed	HOME	\$158,654.00	\$158,654.00	\$0.00
			360	CHAF - WTV - #3075	Completed	CDBG	\$78,284.10	\$78,284.10	\$0.00
						HOME	\$88,123.50	\$88,123.50	\$0.00
			361	CHAF - WTV - #3076	Completed	HOME	\$165,983.50	\$165,983.50	\$0.00
			362	CHAF - WTV - #3077	Completed	HOME	\$169,623.50	\$169,623.50	\$0.00
			363	CHAF - WTV - #3079	Completed	HOME	\$158,422.50	\$158,422.50	\$0.00
			364	CHAF - WTV - #3080	Completed	HOME	\$165,983.50	\$165,983.50	\$0.00
			365	CHAF - WTV - #3081	Completed	HOME	\$110,867.32	\$110,867.32	\$0.00
			366	CHAF - WTV - #3086	Completed	HOME	\$117,652.23	\$117,652.23	\$0.00
			367	CHAF - WTV - #3087	Completed	HOME	\$110,460.02	\$110,460.02	\$0.00
			368	CHAF - WTV - #4009	Completed	HOME	\$120,700.00	\$120,700.00	\$0.00
			369	CHAF - WTV - #4010	Completed	HOME	\$115,550.00	\$115,550.00	\$0.00
			370	CHAF - WTV - #4011	Completed	HOME	\$162,897.00	\$162,897.00	\$0.00
			371	CHAF - WTV - #4012	Completed	HOME	\$164,389.79	\$164,389.79	\$0.00
			372	CHAF - WTV - #4013	Completed	HOME	\$112,621.53	\$112,621.53	\$0.00
			373	CHAF - WTV - #4014	Completed	HOME	\$112,554.54	\$112,554.54	\$0.00
		Project Total					\$2,904,649.03	\$2,904,649.03	\$0.00
	2	SINGLE FAMILY - CONSTRUCTION OR ACQ/REHAB	324	HOMES FOR IND. - #2975	Completed	HOME	\$54,318.90	\$54,318.90	\$0.00
			325	HOMES FOR IND. #2976	Completed	HOME	\$31,787.00	\$31,787.00	\$0.00

U.S. Department of Housing and Urban Development
Office of Community Planning and Development
Integrated Disbursement and Information System
List of Activities By Program Year And Project
PINELLAS COUNTY,FL

DATE: 12-28-15
TIME: 17:02
PAGE: 9

Plan Year	IDIS Project	Project	IDIS Activity ID	Activity Name	Activity Status	Program	Funded Amount	Draw Amount	Balance
1996	2	SINGLE FAMILY - CONSTRUCTION OR ACQ/REHAB	340	HOMES FOR IND. - #2977	Completed	HOME	\$57,383.00	\$57,383.00	\$0.00
			341	HOMES FOR IND. - #2978	Completed	HOME	\$33,326.35	\$33,326.35	\$0.00
			344	CNHS - CAMPBELL - #4008	Completed	HOME	\$64,500.00	\$64,500.00	\$0.00
			345	CNHS COOPER #4007	Completed	HOME	\$76,600.00	\$76,600.00	\$0.00
			350	CNHS - ROBERTS/GLASS - #3094	Completed	HOME	\$74,500.00	\$74,500.00	\$0.00
			352	CNHS - DAVIS #4036	Completed	HOME	\$60,800.00	\$60,800.00	\$0.00
			353	CNHS - HAMM #4037	Completed	HOME	\$74,500.00	\$74,500.00	\$0.00
			354	CNHS - MCAFFEE #4038	Completed	HOME	\$71,300.00	\$71,300.00	\$0.00
			Project Total				\$599,015.25	\$599,015.25	\$0.00
	4	Clearwater Home Owner Rehabilitation	305	CLW - HUNTER - #2854	Completed	HOME	\$21,171.75	\$21,171.75	\$0.00
			308	CLW - FEROBEN - #2856	Completed	HOME	\$29,497.50	\$29,497.50	\$0.00
			309	CLW - CASSARA - #2866	Completed	HOME	\$30,000.00	\$30,000.00	\$0.00
			310	CLW - CRAIG - #2868	Completed	HOME	\$36,000.00	\$36,000.00	\$0.00
			311	CLW - STANINZESKI - #2859	Completed	HOME	\$7,433.25	\$7,433.25	\$0.00
			442	CLW - FEIDLER - #2865	Completed	HOME	\$14,445.00	\$14,445.00	\$0.00
			443	CLW - HUTCHINSON - #2863	Completed	HOME	\$19,742.13	\$19,742.13	\$0.00
			444	CLW - JELKS - #2869	Completed	HOME	\$26,394.25	\$26,394.25	\$0.00
			445	CLW - LONGWORTH - #2864	Completed	HOME	\$28,473.08	\$28,473.08	\$0.00
			446	CLW - MINNIEFIELD - #2870	Completed	HOME	\$25,000.00	\$25,000.00	\$0.00
			447	CLW - SCHWARTZ - #2871	Completed	HOME	\$27,500.00	\$27,500.00	\$0.00
			448	CLW - WAGGETT - #2867	Completed	HOME	\$20,000.00	\$20,000.00	\$0.00
			Project Total				\$285,656.96	\$285,656.96	\$0.00
	5	Largo Home Buyer Assistance	300	LARGO - BAILEY #2822	Completed	HOME	\$8,350.00	\$8,350.00	\$0.00
			301	LARGO - SNYDER #2823	Completed	HOME	\$4,959.13	\$4,959.13	\$0.00
			302	LARGO - HUNTER	Completed	HOME	\$9,352.00	\$9,352.00	\$0.00
			303	LARGO - LARSON	Completed	HOME	\$8,150.00	\$8,150.00	\$0.00
			307	LARGO - KALIVAS	Completed	HOME	\$10,000.00	\$10,000.00	\$0.00
			312	LARGO - SWEARINGEN	Completed	HOME	\$9,154.53	\$9,154.53	\$0.00
			313	LARGO - MASSELL	Completed	HOME	\$7,725.00	\$7,725.00	\$0.00
			314	LARGO - HALEY	Completed	HOME	\$3,900.00	\$3,900.00	\$0.00
			315	LARGO - SVEDA	Completed	HOME	\$10,000.00	\$10,000.00	\$0.00
			316	LARGO - CONTE	Completed	HOME	\$6,600.00	\$6,600.00	\$0.00
			317	LARGO - KELLY	Completed	HOME	\$7,000.00	\$7,000.00	\$0.00
			318	LARGO - CASTILLO	Completed	HOME	\$7,700.00	\$7,700.00	\$0.00
			319	LARGO - MAIN	Completed	HOME	\$8,325.00	\$8,325.00	\$0.00
			320	LARGO - HUNT	Completed	HOME	\$6,376.00	\$6,376.00	\$0.00
			326	LARGO - RICHARDS	Completed	HOME	\$5,200.00	\$5,200.00	\$0.00
			329	LARGO - DESJARDIN #3035	Completed	HOME	\$7,050.00	\$7,050.00	\$0.00
			330	LARGO - HALL - #3036	Completed	HOME	\$7,480.00	\$7,480.00	\$0.00

U.S. Department of Housing and Urban Development
Office of Community Planning and Development
Integrated Disbursement and Information System
List of Activities By Program Year And Project
PINELLAS COUNTY,FL

DATE: 12-28-15
TIME: 17:02
PAGE: 10

Plan Year	IDIS Project	Project	IDIS Activity ID	Activity Name	Activity Status	Program	Funded Amount	Draw Amount	Balance		
1996	5	Largo Home Buyer Assistance	346	LARGO - WILLETT #4026	Completed	HOME	\$8,590.00	\$8,590.00	\$0.00		
			347	LARGO - DEFORD #4027	Completed	HOME	\$6,655.00	\$6,655.00	\$0.00		
			348	LARGO - JOHNS #4022	Completed	HOME	\$8,713.41	\$8,713.41	\$0.00		
			349	LARGO - WOLFE #4023	Completed	HOME	\$5,190.00	\$5,190.00	\$0.00		
			351	LARGO MARSH #4041	Completed	HOME	\$8,875.00	\$8,875.00	\$0.00		
			1200	LHBA - MONROE - #5648	Completed	HOME	\$10,000.00	\$10,000.00	\$0.00		
			1201	LHBA - BOHMAN - #5649	Completed	HOME	\$7,815.00	\$7,815.00	\$0.00		
			Project Total						\$183,160.07	\$183,160.07	\$0.00
	6	Largo Citywide Housing Rehabilitation	304	LARGO - CORNETT #4115	Completed	HOME	\$58,784.91	\$58,784.91	\$0.00		
			306	LARGO - DIMARINO #4137	Completed	HOME	\$10,400.95	\$10,400.95	\$0.00		
			473	LARGO - JORDAN #4127	Completed	HOME	\$32,624.11	\$32,624.11	\$0.00		
			474	LARGO - KELLY #4138	Completed	HOME	\$48,506.03	\$48,506.03	\$0.00		
			1199	LHBA - ANTEPENKO - #5647	Completed	HOME	\$7,700.00	\$7,700.00	\$0.00		
			Project Total						\$158,016.00	\$158,016.00	\$0.00
	7	HOME Program administration	298	SUNTRUST LOAN SERVICING FEES	Completed	HOME	\$4,187.78	\$4,187.78	\$0.00		
			299	HOME GENERAL ADMIN	Completed	HOME	\$118,908.40	\$118,908.40	\$0.00		
			Project Total						\$123,096.18	\$123,096.18	\$0.00
	8	Affordable Housing Corporation Periodical	191	AFFORDABLE LIVING MAGAZINE	Completed	CDBG	\$8,921.85	\$8,921.85	\$0.00		
			Project Total						\$8,921.85	\$8,921.85	\$0.00
	9	Community Housing Development Organization (CHDO) Operations	249	CHDO OPERATIONS - CHAF	Completed	CDBG	\$24,664.57	\$24,664.57	\$0.00		
			Project Total						\$24,664.57	\$24,664.57	\$0.00
	10	Community Service Foundation Housing Assistance/Homebuyer Tr	192	CSF HOUSING ASSISTANCE & HOMEBUYER TRAIN	Completed	CDBG	\$41,598.00	\$41,598.00	\$0.00		
			Project Total						\$41,598.00	\$41,598.00	\$0.00
	11	Lealman Fire Hydrant/Water Line	193	LEALMAN FIRE HYDRANT AND WATER LINE	Completed	CDBG	\$73,628.00	\$73,628.00	\$0.00		
	12	Pinellas County Multifamily Rehabilitation	Project Total						\$73,628.00	\$73,628.00	\$0.00
			282	RPI - BLEVINS #2810	Completed	CDBG	\$0.00	\$0.00	\$0.00		
			283	RPI - TRESH #2828	Completed	CDBG	\$0.00	\$0.00	\$0.00		
			284	RPI - BELL	Completed	CDBG	\$0.00	\$0.00	\$0.00		
			285	RPI - KORRAT	Completed	CDBG	\$0.00	\$0.00	\$0.00		
			286	RPI - RATLIFF #2791	Completed	CDBG	\$3,800.00	\$3,800.00	\$0.00		
			287	RPI - STANG #2896	Completed	CDBG	\$0.00	\$0.00	\$0.00		
			288	RPI - MICKLE #2936	Completed	CDBG	\$14,000.00	\$14,000.00	\$0.00		
			289	RPI - CASSIDY #2886	Completed	CDBG	\$8,000.00	\$8,000.00	\$0.00		
			290	RPI - HO #2842	Completed	CDBG	\$9,200.00	\$9,200.00	\$0.00		
			291	RPI - GOO #2851	Completed	CDBG	\$8,250.00	\$8,250.00	\$0.00		
			292	SUP - COVENANT FOUNDATION #2392	Completed	CDBG	\$0.00	\$0.00	\$0.00		
	293	RPI - MICKLE #2781	Completed	CDBG	\$32,600.00	\$32,600.00	\$0.00				

U.S. Department of Housing and Urban Development
Office of Community Planning and Development
Integrated Disbursement and Information System
List of Activities By Program Year And Project
PINELLAS COUNTY,FL

DATE: 12-28-15
TIME: 17:02
PAGE: 11

Plan Year	IDIS Project	Project	IDIS Activity ID	Activity Name	Activity Status	Program	Funded Amount	Draw Amount	Balance
1996	12	Pinellas County Multifamily Rehabilitation	294	N/A	Canceled	CDBG	\$0.00	\$0.00	\$0.00
			295	RPI - POINDEXTER	Completed	CDBG	\$0.00	\$0.00	\$0.00
			296	RPI - HILBERT #2767	Completed	CDBG	\$0.00	\$0.00	\$0.00
			328	RPI - OLSEN - #2924	Completed	CDBG	\$18,000.00	\$18,000.00	\$0.00
			331	RPI - MITCHELL #2919	Completed	CDBG	\$22,997.00	\$22,997.00	\$0.00
			334	RPI - HILKERT - #3009	Completed	CDBG	\$15,500.00	\$15,500.00	\$0.00
			339	RPI - RATLIFF - #2998	Completed	CDBG	\$11,287.81	\$11,287.81	\$0.00
			342	RPI - FALZON #3088	Completed	CDBG	\$8,400.00	\$8,400.00	\$0.00
			377	RPI - JOHNSON - #2786	Completed	CDBG	\$0.00	\$0.00	\$0.00
			Project Total				\$152,034.81	\$152,034.81	\$0.00
	14	Pinellas County Single Family Rehabilitation	265	CONTRACT SVCS.-MISC SUN TRUST FEE	Completed	CDBG	\$12,653.85	\$12,653.85	\$0.00
			266	ILP - VAZQUEZ - #2967	Completed	CDBG	\$2,722.50	\$2,722.50	\$0.00
			267	LIL - YELVERTON - #2763	Completed	CDBG	\$0.00	\$0.00	\$0.00
			268	RPI - SORELLE - #2839	Completed	CDBG	\$0.00	\$0.00	\$0.00
			269	RPI - HILKERT - #2992	Completed	CDBG	\$9,000.00	\$9,000.00	\$0.00
			270	LIL - EPP - #2759	Completed	CDBG	\$0.00	\$0.00	\$0.00
			271	LIL - ROSKI - #2889	Completed	CDBG	\$19,651.45	\$19,651.45	\$0.00
			272	LIL - EVANS - #2722	Completed	CDBG	\$0.00	\$0.00	\$0.00
			273	LIL - DAVIS - #2731	Completed	CDBG	\$0.00	\$0.00	\$0.00
			274	ILP - AVERILL - #2961	Completed	CDBG	\$2,750.00	\$2,750.00	\$0.00
			275	ILP - BAYLOR - #2963	Completed	CDBG	\$2,675.00	\$2,675.00	\$0.00
			276	RPI - CAREW - #2795	Completed	CDBG	\$0.00	\$0.00	\$0.00
			277	LIL - GREEN - #1537	Completed	CDBG	\$8.45	\$8.45	\$0.00
			278	RPI - CAREW - #2794	Completed	CDBG	\$0.00	\$0.00	\$0.00
			279	LIL - WALKER - #2788	Completed	CDBG	\$0.00	\$0.00	\$0.00
			280	RPI - VALLONE - #2814	Completed	CDBG	\$0.00	\$0.00	\$0.00
			281	LIL - ZVOSECHZ - #2897	Completed	CDBG	\$0.00	\$0.00	\$0.00
			297	PORTFOLIO MANAGEMENT	Completed	CDBG	\$0.00	\$0.00	\$0.00
			322	LIL - LODGE - #4077	Completed	CDBG	\$19,410.00	\$19,410.00	\$0.00
			323	ILP - COVENANT FOUND. - #2778	Completed	CDBG	\$0.00	\$0.00	\$0.00
			327	RPI - CAREW - #2778	Completed	CDBG	\$3,000.00	\$3,000.00	\$0.00
			333	RPI - HEABERLIN - #3033	Completed	CDBG	\$9,000.00	\$9,000.00	\$0.00
			336	ILP - FUCHS - #2991	Completed	CDBG	\$2,750.00	\$2,750.00	\$0.00
			337	ILP - RYAN - #3046	Completed	CDBG	\$2,475.00	\$2,475.00	\$0.00
			338	ILP - WONG - #3055	Completed	CDBG	\$2,711.50	\$2,711.50	\$0.00
			343	RPI - SWANSON - #3041	Completed	CDBG	\$7,700.00	\$7,700.00	\$0.00
			397	ILP - BRYANT #4047	Completed	CDBG	\$776.45	\$776.45	\$0.00
			402	ILP - BERNDTSON - #4067	Completed	CDBG	\$776.54	\$776.54	\$0.00
			403	ILP - WELLS - #4069	Completed	CDBG	\$1,049.35	\$1,049.35	\$0.00

U.S. Department of Housing and Urban Development
Office of Community Planning and Development
Integrated Disbursement and Information System
List of Activities By Program Year And Project
PINELLAS COUNTY,FL

DATE: 12-28-15
TIME: 17:02
PAGE: 12

Plan Year	IDIS Project	Project	IDIS Activity ID	Activity Name	Activity Status	Program	Funded Amount	Draw Amount	Balance
1996	14	Pinellas County Single Family Rehabilitation	412	CONTRACT SVCS.-MISC SUNTRUST FEE FY97/98	Completed	CDBG	\$19,900.56	\$19,900.56	\$0.00
			413	PORTFOLIO MANAGEMENT	Completed	CDBG	\$76,447.46	\$76,447.46	\$0.00
			414	ILP - RYBACK - #4076	Completed	CDBG	\$2,736.80	\$2,736.80	\$0.00
			422	ILP - CAPLINGER - #4089	Completed	CDBG	\$2,750.00	\$2,750.00	\$0.00
			434	ILP - BLACK - #4124	Completed	CDBG	\$2,750.00	\$2,750.00	\$0.00
			436	ILP - BUCKLEY - #4143	Completed	CDBG	\$1,613.70	\$1,613.70	\$0.00
			456	ILP - O'BRIEN - #4156	Completed	CDBG	\$2,750.00	\$2,750.00	\$0.00
			462	ILP - STANGE - #4188	Completed	CDBG	\$2,502.50	\$2,502.50	\$0.00
			466	ILP - PASCO - #4195	Completed	CDBG	\$2,750.00	\$2,750.00	\$0.00
			468	LIL - CUSTEAD - #4154	Completed	CDBG	\$4,365.15	\$4,365.15	\$0.00
			488	ILP - SCALZO - #4275	Completed	CDBG	\$722.64	\$722.64	\$0.00
			489	LIL - CHEFAN - #4268	Completed	CDBG	\$2,750.00	\$2,750.00	\$0.00
			490	ILP - BEER - #4256	Completed	CDBG	\$722.64	\$722.64	\$0.00
			491	LIL - ZIMDARS - #4101	Completed	CDBG	\$9,299.05	\$9,299.05	\$0.00
			495	LIL - CLAUSE - #4276	Completed	CDBG	\$2,750.00	\$2,750.00	\$0.00
		Project Total					\$233,920.59	\$233,920.59	\$0.00
	16	Tampa Bay Community Development Corporation Homebuyer Assist	355	TBCDC - DIRECT ASSISTANCE LOANS	Completed	CDBG	\$88,315.00	\$88,315.00	\$0.00
							\$88,315.00	\$88,315.00	\$0.00
	17	Tampa Bay Community Development Corporation Homeownership Op	356	TBCDC - HOMEOWNERSHIP OPPORTUNITY	Completed	CDBG	\$105,778.49	\$105,778.49	\$0.00
							\$105,778.49	\$105,778.49	\$0.00
	18	Tarpon Springs Housing Authority Air Conditioning	194	HATS AIR CONDITIONING	Completed	CDBG	\$160,000.00	\$160,000.00	\$0.00
							\$160,000.00	\$160,000.00	\$0.00
	19	Dunedin Streetscape and Parking	195	DUNEDIN STREETSCAPE AND PARKING	Completed	CDBG	\$160,000.00	\$160,000.00	\$0.00
							\$160,000.00	\$160,000.00	\$0.00
	20	Gulfport Streetscape	196	GULFPORT STREETSCAPE	Completed	CDBG	\$210,000.00	\$210,000.00	\$0.00
							\$210,000.00	\$210,000.00	\$0.00
	21	Indian Rocks Beach Streetscape and Appurtenances	197	INDIAN ROCKS BEACH STREETSCAPE	Completed	CDBG	\$100,000.00	\$100,000.00	\$0.00
							\$100,000.00	\$100,000.00	\$0.00
	22	Juvenile Welfare Board Omni Center Comprehensive Family Serv	198	OMNI CENTER SERVICES	Completed	CDBG	\$84,999.64	\$84,999.64	\$0.00
							\$84,999.64	\$84,999.64	\$0.00
	23	Oldsmar Streetscape	199	OLDSMAR STREETSCAPE	Completed	CDBG	\$160,000.00	\$160,000.00	\$0.00
							\$160,000.00	\$160,000.00	\$0.00
	25	Pinellas County Historic Preservation	200	HARTLEY HOUSE	Completed	CDBG	\$194,040.31	\$194,040.31	\$0.00
			201	PATRONS INN	Completed	CDBG	\$482,135.74	\$482,135.74	\$0.00
			1188	PATRONS INN	Canceled	CDBG	\$0.00	\$0.00	\$0.00
			1249	OAK TRAIL BOOKS/BLUE COYOTE COFFEE SHOP	Completed	CDBG	\$5,525.00	\$5,525.00	\$0.00

U.S. Department of Housing and Urban Development
Office of Community Planning and Development
Integrated Disbursement and Information System
List of Activities By Program Year And Project
PINELLAS COUNTY,FL

DATE: 12-28-15
TIME: 17:02
PAGE: 13

Plan Year	IDIS Project	Project	IDIS Activity ID	Activity Name	Activity Status	Program	Funded Amount	Draw Amount	Balance
1996	25	Pinellas County Historic Preservation	1319	CD01HIST02 - PALM HARBOR HISTORIC DIST	Completed	CDBG	\$2,432.50	\$2,432.50	\$0.00
		Project Total					\$684,133.55	\$684,133.55	\$0.00
	26	Pinellas County Urban League Omni Center Improvements	202	OMNI CENTER IMPROVEMENTS	Completed	CDBG	\$57,738.85	\$57,738.85	\$0.00
		Project Total					\$57,738.85	\$57,738.85	\$0.00
	27	Safety Harbor 9th Lane Parking	203	SAFETY HARBOR 9TH LANE PARKING	Completed	CDBG	\$26,000.00	\$26,000.00	\$0.00
		Project Total					\$26,000.00	\$26,000.00	\$0.00
	28	Safety Harbor Streetscape, Phase II	204	SAFETY HARBOR STREETSCAPE, PHASE II	Completed	CDBG	\$23,200.00	\$23,200.00	\$0.00
		Project Total					\$23,200.00	\$23,200.00	\$0.00
	30	Center Against Spouse Abuse CASA Manors Construction	205	CASA MANORS	Completed	CDBG	\$97,500.00	\$97,500.00	\$0.00
			206	CASA ADMINISTRATION OFFICES REHAB	Completed	CDBG	\$17,980.00	\$17,980.00	\$0.00
		Project Total					\$115,480.00	\$115,480.00	\$0.00
	31	Center Against Spouse Abuse CASA Manors	207	CASA OPERATING COSTS	Completed	ESG	\$8,886.65	\$8,886.65	\$0.00
		Project Total					\$8,886.65	\$8,886.65	\$0.00
	32	Clearwater Housing Authority Clearwater Homeless Interventio	208	CHIP - CONSTRUCTION	Completed	CDBG	\$325,000.00	\$325,000.00	\$0.00
		Project Total					\$325,000.00	\$325,000.00	\$0.00
	33	Homeless Emergency Project Operations	209	HEP OPERATIONS	Completed	ESG	\$20,615.00	\$20,615.00	\$0.00
		Project Total					\$20,615.00	\$20,615.00	\$0.00
	34	Mustard Seed Turning Point Operations	210	MUSTARD SEED TURNING POINT OPERATIONS	Completed	CDBG	\$0.00	\$0.00	\$0.00
		Project Total					\$0.00	\$0.00	\$0.00
	35	Pinellas County ADA Program	219	ABILITIES RESTROOM MODIFICATION	Completed	CDBG	\$10,000.00	\$10,000.00	\$0.00
			237	GULFPORT CASINO	Completed	CDBG	\$10,000.00	\$10,000.00	\$0.00
			239	ADA-ABILITIES, INC. TRANSITIONS	Completed	CDBG	\$9,972.66	\$9,972.66	\$0.00
			240	MADIERA BEACH RESTROOMS AT MARINA	Completed	CDBG	\$0.00	\$0.00	\$0.00
			241	DEAF SERVICE CENTER - BAYOU COURTYARD	Completed	CDBG	\$10,000.00	\$10,000.00	\$0.00
			242	BOLEY - RESTROOMS	Completed	CDBG	\$6,085.00	\$6,085.00	\$0.00
			243	OLDSMAR FIRE DEPT. RESTROOMS	Completed	CDBG	\$10,000.00	\$10,000.00	\$0.00
			244	PCVI PLAYGROUND EQUIPMENT	Completed	CDBG	\$10,000.00	\$10,000.00	\$0.00
			245	PINELLAS PARK SENIOR CENTER	Completed	CDBG	\$3,990.00	\$3,990.00	\$0.00
			375	PINELLAS PARK JOINT USE FITNESS CENTER	Completed	CDBG	\$10,000.00	\$10,000.00	\$0.00
			376	DUNEDIN MULTIPLE SITES	Completed	CDBG	\$10,000.00	\$10,000.00	\$0.00
			378	ST PETE BEACH LIBRARY	Completed	CDBG	\$3,840.00	\$3,840.00	\$0.00
			398	ADA - SUNCOAST EPILEPSY ASSO. INC.	Completed	CDBG	\$9,994.19	\$9,994.19	\$0.00
			455	ADA - ABILITIES MAIN BUILD RESTROOM MOD	Completed	CDBG	\$9,630.00	\$9,630.00	\$0.00
			475	ADA - IND SHR E. HARPER PK RESTROOM	Completed	CDBG	\$9,923.19	\$9,923.19	\$0.00
			485	ADA - INDIAN SHORES CITY HALL	Completed	CDBG	\$8,532.00	\$8,532.00	\$0.00
			487	ADA - DUNEDIN LITTLE LEAGUE	Completed	CDBG	\$10,000.00	\$10,000.00	\$0.00

U.S. Department of Housing and Urban Development
Office of Community Planning and Development
Integrated Disbursement and Information System
List of Activities By Program Year And Project
PINELLAS COUNTY,FL

DATE: 12-28-15
TIME: 17:02
PAGE: 14

Plan Year	IDIS Project	Project	IDIS Activity ID	Activity Name	Activity Status	Program	Funded Amount	Draw Amount	Balance	
1996	35	Pinellas County ADA Program	626	ADA - OLDSMAR CIVIC CENTER	Completed	CDBG	\$10,000.00	\$10,000.00	\$0.00	
			683	ADA - GULFPORT CASINO	Completed	CDBG	\$10,000.00	\$10,000.00	\$0.00	
			684	ADA - GULFPORT MARINA	Completed	CDBG	\$10,000.00	\$10,000.00	\$0.00	
			686	ADA - YMCA VILLAGE CENTER	Completed	CDBG	\$8,651.80	\$8,651.80	\$0.00	
			735	ADA - INDIAN SHORES POLICE DEPT	Completed	CDBG	\$4,845.00	\$4,845.00	\$0.00	
			738	ADA - STERLING CENTER	Completed	CDBG	\$897.51	\$897.51	\$0.00	
			806	ADA - ABILITIES	Completed	CDBG	\$9,973.73	\$9,973.73	\$0.00	
			849	ADA - GCCC, 407 S ARCTURAS AVE	Completed	CDBG	\$4,987.50	\$4,987.50	\$0.00	
			850	ADA - GCCC, 14041 ICOT BLVD	Completed	CDBG	\$4,987.50	\$4,987.50	\$0.00	
			851	ADA - INDIAN SHORES TOWN HALL PA SYSTEM	Completed	CDBG	\$4,000.00	\$4,000.00	\$0.00	
			852	ADA - EGAN PARK	Completed	CDBG	\$10,000.00	\$10,000.00	\$0.00	
			860	ADA - YMCA POOL LIFT	Completed	CDBG	\$4,013.00	\$4,013.00	\$0.00	
			1076	ADA - DOUGLAS AND MAIN	Completed	CDBG	\$3,931.06	\$3,931.06	\$0.00	
			1134	ADA - BLEACHER RAMPS	Completed	CDBG	\$10,000.00	\$10,000.00	\$0.00	
			1152	CHRISTOPHER CENTER	Completed	CDBG	\$10,000.00	\$10,000.00	\$0.00	
			1191	ADA-HISTORICAL MUSEUM - CD96ADA24	Completed	CDBG	\$10,000.00	\$10,000.00	\$0.00	
			1231	ADA - BARDMOOR YMCA	Completed	CDBG	\$8,606.50	\$8,606.50	\$0.00	
			1299	ADA - UNION ACADEMY RESTROOMS	Completed	CDBG	\$10,000.00	\$10,000.00	\$0.00	
			1435	ADA - DAVIS FIELD PLAYGROUND - P.P.	Completed	CDBG	\$7,952.11	\$7,952.11	\$0.00	
			1446	ADA - REDINGTON SHORES FIRE DISTRICT	Completed	CDBG	\$10,000.00	\$10,000.00	\$0.00	
			1473	ADA - CARING & SHARING CENTER	Completed	CDBG	\$3,182.00	\$3,182.00	\$0.00	
			1506	ADA - DORSETT PARK, TARPON SPRINGS	Completed	CDBG	\$10,000.00	\$10,000.00	\$0.00	
			1534	ADA - HELEN HOWARTH PARK	Completed	CDBG	\$8,820.00	\$8,820.00	\$0.00	
			1594	ADA - REDINGTON SHORES PLAYGROUND	Completed	CDBG	\$10,000.00	\$10,000.00	\$0.00	
			1771	ADA - REDINGTON SHORES CITY HALL	Completed	CDBG	\$10,000.00	\$10,000.00	\$0.00	
			Project Total					\$336,814.75	\$336,814.75	\$0.00
	36	Pinellas Opportunity Council CHORE Services	211	CHORE SERVICES	Completed	CDBG		\$10,000.00	\$10,000.00	\$0.00
								\$10,000.00	\$10,000.00	\$0.00
	37	Pinellas Park Senior Center Annex	212	SENIOR CENTER ANNEX IMPROVEMENTS	Completed	CDBG		\$150,000.00	\$150,000.00	\$0.00
								\$150,000.00	\$150,000.00	\$0.00
	38	Religious Community Services Emergency Housing Operations	213	RCS OPERATIONS FOR EMERGENCY HOUSING	Completed	ESG		\$6,744.87	\$6,744.87	\$0.00
								\$6,744.87	\$6,744.87	\$0.00
	39	Salvation Army Homeless Intervention Program	214	SALVATION ARMY HOMELESS INTERVENTION	Completed	ESG		\$15,898.86	\$15,898.86	\$0.00
							215	HOMELESS INT.PROGRAM SALARY	Completed	ESG
				Project Total						\$29,047.63
	40	Salvation Army Tarpon Springs Transitional Living Program	216	TRANSITIONAL LIVING PROGRAM	Completed	CDBG		\$16,337.09	\$16,337.09	\$0.00
								\$16,337.09	\$16,337.09	\$0.00

U.S. Department of Housing and Urban Development
Office of Community Planning and Development
Integrated Disbursement and Information System
List of Activities By Program Year And Project
PINELLAS COUNTY,FL

DATE: 12-28-15
TIME: 17:02
PAGE: 15

Plan Year	IDIS Project	Project	IDIS Activity ID	Activity Name	Activity Status	Program	Funded Amount	Draw Amount	Balance
1996	41	YWCA Virginia Lazzara Emergency Shelter	248	YWCA VIRGINIA LAZZARA SHELTER	Completed	ESG	\$17,425.00	\$17,425.00	\$0.00
		Project Total					\$17,425.00	\$17,425.00	\$0.00
	42	Contingency	217	CDBG CONTINGENCY	Canceled	CDBG	\$0.00	\$0.00	\$0.00
		Project Total					\$0.00	\$0.00	\$0.00
	43	Emergency Shelter Grant Administration	218	ESG ADMINISTRATION	Completed	ESG	\$2,473.34	\$2,473.34	\$0.00
			238	ERROR -CANC	Canceled	CDBG	\$0.00	\$0.00	\$0.00
		Project Total					\$2,473.34	\$2,473.34	\$0.00
	44	Community Development Block Grant Administration	247	CDBG ADMIN	Completed	CDBG	\$445,923.68	\$445,923.68	\$0.00
			253	DTI CONSULTING FOR DANSVILLE	Completed	CDBG	\$47,391.40	\$47,391.40	\$0.00
			254	OLDSMAR HISTORIC SURVEY	Completed	CDBG	\$9,526.85	\$9,526.85	\$0.00
		Project Total					\$502,841.93	\$502,841.93	\$0.00
	45	COMMERCIAL FACADE PROGRAM	255	WEISS - 2 BLDGS SAFETY HARBOR	Completed	CDBG	\$0.00	\$0.00	\$0.00
			256	5600 BLOCK - PINELLAS PARK	Canceled	CDBG	\$0.00	\$0.00	\$0.00
			257	APACHE FURNITURE - BOGACKI - PIN. PARK	Canceled	CDBG	\$0.00	\$0.00	\$0.00
			258	ELLIS - PINELLAS PARK	Completed	CDBG	\$6,000.00	\$6,000.00	\$0.00
			259	L. CLARK - PINELLAS PARK	Completed	CDBG	\$0.00	\$0.00	\$0.00
			260	TOUCHTON - PINELLAS PARK	Canceled	CDBG	\$0.00	\$0.00	\$0.00
			261	FEASIBILITIES/MISC	Completed	CDBG	\$0.00	\$0.00	\$0.00
			262	DINO'S GRILL - ANTONIOU - PINELLAS PARK	Completed	CDBG	\$4,000.00	\$4,000.00	\$0.00
			263	BENDER'S LAWN SALES - PINELLAS PARK	Completed	CDBG	\$2,000.00	\$2,000.00	\$0.00
			264	BUSY BEE CAR WASH - BOGGS - PINELLAS PK	Completed	CDBG	\$2,377.50	\$2,377.50	\$0.00
			401	BLOCKBUSTER PLAZA - PINELLAS PARK	Completed	CDBG	\$2,000.00	\$2,000.00	\$0.00
			465	INDIAN SHORES AUDITORIUM DOOR	Completed	CDBG	\$7,018.00	\$7,018.00	\$0.00
		Project Total					\$23,395.50	\$23,395.50	\$0.00
						CDBG	\$3,953,086.72	\$3,953,086.72	\$0.00
						ESG	\$85,192.49	\$85,192.49	\$0.00
						HOME	\$4,175,309.39	\$4,175,309.39	\$0.00
		Program Total					\$8,213,588.60	\$8,213,588.60	\$0.00
		1996 Total					\$8,213,588.60	\$8,213,588.60	\$0.00
1997	1	Project Administration	389	CDBG ADMIN	Completed	CDBG	\$756,234.25	\$756,234.25	\$0.00
			390	HOME ADMIN	Completed	HOME	\$152,500.00	\$152,500.00	\$0.00
			392	SUNTRUST LOAN SERVICING FEES	Completed	HOME	\$8,810.79	\$8,810.79	\$0.00
			410	ESG ADMIN	Completed	ESG	\$4,850.00	\$4,850.00	\$0.00
			460	PLAN - INDIAN SHORES VILLAGE DESIGN	Completed	CDBG	\$1,388.00	\$1,388.00	\$0.00
		Project Total					\$923,783.04	\$923,783.04	\$0.00
	2	Shelter Operation and Services	400	TURNING POINT OPERATIONS - MUSTARD SEED	Completed	CDBG	\$80,000.00	\$80,000.00	\$0.00
			423	HOMELESS EMERGENCY PROJECT OPERATIONS	Completed	ESG	\$6,064.00	\$6,064.00	\$0.00
			424	QUEST INN OPERATIONS	Completed	ESG	\$11,500.00	\$11,500.00	\$0.00
			425	SALVATION ARMY OPERATIONS	Completed	ESG	\$26,879.22	\$26,879.22	\$0.00

U.S. Department of Housing and Urban Development
Office of Community Planning and Development
Integrated Disbursement and Information System
List of Activities By Program Year And Project
PINELLAS COUNTY,FL

DATE: 12-28-15

TIME: 17:02

PAGE: 16

Plan Year	IDIS Project	Project	IDIS Activity ID	Activity Name	Activity Status	Program	Funded Amount	Draw Amount	Balance
1997	2	Shelter Operation and Services	426	SALVATION ARMY SERVICES (HIP STAFF)	Completed	ESG	\$26,220.78	\$26,220.78	\$0.00
			427	YWCA OF TAMPA BAY OPERATIONS	Completed	ESG	\$12,100.00	\$12,100.00	\$0.00
			428	YWCA OF TAMPA BAY SERVICES (STAFFING)	Completed	ESG	\$9,386.00	\$9,386.00	\$0.00
		Project Total					\$172,150.00	\$172,150.00	\$0.00
	3	Public Facilities	399	SUNCOAST EPILEPSY FOUNDATION RENOVATION	Completed	CDBG	\$15,000.00	\$15,000.00	\$0.00
			407	GULFPORT COMMUNITY CENTER RENOVATION	Completed	CDBG	\$300,000.00	\$300,000.00	\$0.00
			429	SUNCOAST CENTER FOR MENTAL HEALTH	Completed	CDBG	\$100,000.00	\$100,000.00	\$0.00
			477	HEAD START AT RAINBOW	Completed	CDBG	\$6,675.94	\$6,675.94	\$0.00
		Project Total					\$421,675.94	\$421,675.94	\$0.00
	4	Public Improvements - Infrastructure	794	DANS NEIGH DEV CORP - DIR SAL AND OPER	Completed	CDBG	\$70,571.21	\$70,571.21	\$0.00
							\$70,571.21	\$70,571.21	\$0.00
	5	Dansville Neighborhood Revitalization Area	391	ACQUISITION - DANSVILLE	Completed	CDBG	\$2,156,648.10	\$2,156,648.10	\$0.00
			454	PAINT PROGRAM - DANSVILLE	Completed	CDBG	\$976.67	\$976.67	\$0.00
		Project Total					\$2,157,624.77	\$2,157,624.77	\$0.00
	6	High Point Neighborhood Revitalization Area	393	YMCA ACQUISITION - 5350 BAMBOO	Completed	CDBG	\$63,871.92	\$63,871.92	\$0.00
			394	YMCA ACQUISITION - 15117 WINDTREE	Completed	CDBG	\$81,914.76	\$81,914.76	\$0.00
			395	YMCA ACQUISITION - 15085 WINDTREE DR.	Completed	CDBG	\$114,906.88	\$114,906.88	\$0.00
			396	WINDTREE PAINT PROGRAM	Completed	CDBG	\$7,097.67	\$7,097.67	\$0.00
			421	WINDTREE CONSULTING	Completed	CDBG	\$10,220.00	\$10,220.00	\$0.00
			496	WTV YMCA IMPROVEMENTS	Completed	CDBG	\$496,508.00	\$496,508.00	\$0.00
		Project Total					\$774,519.23	\$774,519.23	\$0.00
	7	Public Services	404	COMPREHENSIVE FAMILY SERVICES PROGRAM	Completed	CDBG	\$120,054.37	\$120,054.37	\$0.00
			417	CSF HOUSING ASSIST & HOME BUYER TRAINING	Completed	CDBG	\$52,646.00	\$52,646.00	\$0.00
			452	FAMILY RESOURCES - COMMUNITY VOICE MAIL	Completed	CDBG	\$48,527.70	\$48,527.70	\$0.00
			453	POC - CHORE SERVICES	Completed	CDBG	\$14,947.00	\$14,947.00	\$0.00
		Project Total					\$236,175.07	\$236,175.07	\$0.00
	9	Direct Downpayment Assistance	438	LARGO - JONES - #4110	Completed	HOME	\$8,331.64	\$8,331.64	\$0.00
			439	LARGO - NICHOLS - #4109	Completed	HOME	\$8,410.79	\$8,410.79	\$0.00
			440	LARGO - PECORI - #4103	Completed	HOME	\$10,000.00	\$10,000.00	\$0.00
			441	LARGO - ROBBINS - #4111	Completed	HOME	\$7,454.00	\$7,454.00	\$0.00
			457	LARGO - BLAIR - #4128	Completed	HOME	\$6,847.00	\$6,847.00	\$0.00
			458	LARGO - FEASTER - #4135	Completed	HOME	\$8,411.00	\$8,411.00	\$0.00
			459	LARGO - FRIEDMAN - #4136	Completed	HOME	\$7,729.85	\$7,729.85	\$0.00
			478	LARGO - WILSON - #4229	Completed	HOME	\$7,468.00	\$7,468.00	\$0.00
			479	LARGO - HUNSICKER - #4230	Completed	HOME	\$9,227.00	\$9,227.00	\$0.00
			480	LARGO - BRAMWELL - #4231	Completed	HOME	\$9,856.61	\$9,856.61	\$0.00
			481	LARGO - MORTON - #4232	Completed	HOME	\$9,650.00	\$9,650.00	\$0.00
			482	LARGO - BRUNER - #4233	Completed	HOME	\$9,268.00	\$9,268.00	\$0.00

U.S. Department of Housing and Urban Development
Office of Community Planning and Development
Integrated Disbursement and Information System
List of Activities By Program Year And Project
PINELLAS COUNTY,FL

DATE: 12-28-15
TIME: 17:02
PAGE: 17

Plan Year	IDIS Project	Project	IDIS Activity ID	Activity Name	Activity Status	Program	Funded Amount	Draw Amount	Balance
1997	9	Direct Downpayment Assistance	483	LARGO - CAMFIELD - #4234	Completed	HOME	\$5,980.00	\$5,980.00	\$0.00
			484	LARGO - THURSTON - #4235	Completed	HOME	\$8,356.00	\$8,356.00	\$0.00
			492	TBCDC HOME BUYER ASSISTANCE	Completed	CDBG	\$289,778.04	\$289,778.04	\$0.00
			493	TBCDC HOME OWNERSHIP OPPORTUNITIES	Completed	CDBG	\$35,219.68	\$35,219.68	\$0.00
		Project Total					\$441,987.61	\$441,987.61	\$0.00
	10	Rehabilitation of Rental Properties	388	HOMES FOR IND. - #2979	Completed	HOME	\$36,388.00	\$36,388.00	\$0.00
			405	RPI - DE YAMPERT - #4004	Completed	CDBG	\$6,100.00	\$6,100.00	\$0.00
			406	RPI - DE YAMPERT - #4005	Completed	CDBG	\$6,734.97	\$6,734.97	\$0.00
			411	HOMES FOR IND. - #2980	Completed	HOME	\$41,337.60	\$41,337.60	\$0.00
			430	CHAF-WINDTREE VILLAGE-#3082	Completed	CDBG	\$52,687.60	\$52,687.60	\$0.00
			431	CHAF-WINDTREE VILLAGE-#3083	Completed	CDBG	\$52,687.60	\$52,687.60	\$0.00
			432	CHAF-WINDTREE VILLAGE-#3084	Completed	CDBG	\$52,687.60	\$52,687.60	\$0.00
			433	CHAF-WINDTREE VILLAGE-#3085	Completed	CDBG	\$57,203.35	\$57,203.35	\$0.00
			437	RPI - VOLPE - #4085	Completed	CDBG	\$100,000.00	\$100,000.00	\$0.00
			469	RPI - BRITNER - #4114	Completed	CDBG	\$2,200.00	\$2,200.00	\$0.00
			471	RPI - COMM SERV FOUND - #4061	Completed	CDBG	\$26,500.00	\$26,500.00	\$0.00
			472	RPI - LAWSON - #3068	Completed	CDBG	\$8,000.00	\$8,000.00	\$0.00
		Project Total					\$442,526.72	\$442,526.72	\$0.00
	11	Rehabilitation of Commercial Properties	415	FEASIBILITIES/MISC 97/98	Completed	CDBG	\$7,837.50	\$7,837.50	\$0.00
			416	CFP - FEED STORE 5775 PARK BLVD	Completed	CDBG	\$2,710.30	\$2,710.30	\$0.00
			418	CFP - PEDIATRIC DOCTORS - PIN PK	Completed	CDBG	\$3,322.50	\$3,322.50	\$0.00
			419	CFP - GIFTSHOP - GULFPORT	Completed	CDBG	\$5,000.00	\$5,000.00	\$0.00
			420	CFP - HARBOR PLAZA - SAFETY HARBOR	Completed	CDBG	\$12,000.00	\$12,000.00	\$0.00
			435	CFP - SAFETY HARBOR AUTOMOTIVE CENTER	Completed	CDBG	\$2,000.00	\$2,000.00	\$0.00
			450	CFP - TURKER'S BEACH SPORTS LOUNGE	Completed	CDBG	\$2,000.00	\$2,000.00	\$0.00
			470	CFP - BUSHIDO ACADEMY	Completed	CDBG	\$3,000.00	\$3,000.00	\$0.00
			508	CFP - J&M ALUMINUM	Completed	CDBG	\$2,000.00	\$2,000.00	\$0.00
			518	CFP - IRB BEACH COTTAGE FLORIST	Completed	CDBG	\$3,199.30	\$3,199.30	\$0.00
			536	CFP - SOUTHERN PAWN SHOP	Completed	CDBG	\$4,000.00	\$4,000.00	\$0.00
			538	CFP - GULFPORT STUDIO SEVEN	Completed	CDBG	\$5,000.00	\$5,000.00	\$0.00
			566	CFP - CUSO'S JEWELRY	Completed	CDBG	\$4,000.00	\$4,000.00	\$0.00
			590	CFP - SCHNELLER MANUFACTURING	Completed	CDBG	\$4,000.00	\$4,000.00	\$0.00
			654	CFP - STUFFED MUSHROOM	Completed	CDBG	\$3,000.00	\$3,000.00	\$0.00
			668	CFP - PRIVACY ELECTRONICS	Completed	CDBG	\$3,000.00	\$3,000.00	\$0.00
			734	CFP - CHIROPRACTIC OFFICE	Completed	CDBG	\$5,000.00	\$5,000.00	\$0.00
		Project Total					\$73,069.60	\$73,069.60	\$0.00
	12	Historic Preservation	581	HIS - ED C. LABREQUE CPA	Completed	CDBG	\$30,000.00	\$30,000.00	\$0.00
			804	HIS - MOORE - #5209	Completed	CDBG	\$40,000.00	\$40,000.00	\$0.00

U.S. Department of Housing and Urban Development
Office of Community Planning and Development
Integrated Disbursement and Information System
List of Activities By Program Year And Project
PINELLAS COUNTY,FL

DATE: 12-28-15
TIME: 17:02
PAGE: 18

Plan Year	IDIS Project	Project	IDIS Activity ID	Activity Name	Activity Status	Program	Funded Amount	Draw Amount	Balance
1997	12	Project Total					\$70,000.00	\$70,000.00	\$0.00
	13	RIDGECREST NEIGHBORHOOD REVITALIZATION AREA	449	RIDGECREST COMMUNITY CENTER	Completed	CDBG	\$356,531.10	\$356,531.10	\$0.00
		Project Total					\$356,531.10	\$356,531.10	\$0.00
		Program Total				CDBG	\$5,687,588.01	\$5,687,588.01	\$0.00
						ESG	\$97,000.00	\$97,000.00	\$0.00
						HOME	\$356,026.28	\$356,026.28	\$0.00
		1997 Total					\$6,140,614.29	\$6,140,614.29	\$0.00
1998	1	Administration	497	CDBG ADMINISTRATION	Completed	CDBG	\$806,990.17	\$806,990.17	\$0.00
			498	ESG ADMINISTRATION	Completed	ESG	\$6,600.00	\$6,600.00	\$0.00
			499	HOME ADMINISTRATION	Completed	HOME	\$124,654.21	\$124,654.21	\$0.00
		Project Total					\$938,244.38	\$938,244.38	\$0.00
	3	Dansville Neighborhood	809	DANSVILLE AREA INFRASTRUCTURE PH1	Completed	CDBG	\$303,218.86	\$303,218.86	\$0.00
			810	DANSVILLE AREA PH1 POND AND AMENITIES	Completed	CDBG	\$149,529.50	\$149,529.50	\$0.00
		Project Total					\$452,748.36	\$452,748.36	\$0.00
	4	Greater Ridgecrest Area Neighborhood	504	RIDGECREST STREET LIGHTING	Completed	CDBG	\$20,500.00	\$20,500.00	\$0.00
			599	RIDGECREST ENTRANCE ACQUISITION	Completed	CDBG	\$109,305.00	\$109,305.00	\$0.00
			665	PINELLAS URBAN YOUNG LIFE	Completed	CDBG	\$2,000.00	\$2,000.00	\$0.00
			696	RIDGECREST SUMMER RECREATION PROGRAM	Completed	CDBG	\$50,294.62	\$50,294.62	\$0.00
		Project Total					\$182,099.62	\$182,099.62	\$0.00
	5	Wind Tree Village Neighborhood	737	WIND TREE SUMMER RECREATION PROGRAM	Completed	CDBG	\$25,152.98	\$25,152.98	\$0.00
			746	CHAF - 150TH STREET WALL	Completed	CDBG	\$50,000.00	\$50,000.00	\$0.00
			843	WIND TREE VILLAGE INFRASTRUCTURE PH1	Completed	CDBG	\$351,476.38	\$351,476.38	\$0.00
			844	WIND TREE NORTH - DESIGN	Completed	CDBG	\$33,651.40	\$33,651.40	\$0.00
		Project Total					\$460,280.76	\$460,280.76	\$0.00
	6	Public Infrastructure	553	DUNEDIN STREETScape	Completed	CDBG	\$300,000.00	\$300,000.00	\$0.00
			554	INDIAN SHORES STREETScape	Completed	CDBG	\$350,000.00	\$350,000.00	\$0.00
			732	SAFETY HARBOR - STREETScape	Completed	CDBG	\$100,000.00	\$100,000.00	\$0.00
		Project Total					\$750,000.00	\$750,000.00	\$0.00
	7	Demolition and Clearance	534	DEMO - 4951 82ND AVE N, PPK	Completed	CDBG	\$5,000.00	\$5,000.00	\$0.00
			548	DEMO - 19111 WHISPERING PINES DR, IND SH	Completed	CDBG	\$5,000.00	\$5,000.00	\$0.00
			550	DEMO - 1722 THOMPSON AVE, CLW	Completed	CDBG	\$2,497.99	\$2,497.99	\$0.00
			555	DEMO - 6065 81ST AVE N, PPK	Completed	CDBG	\$2,475.69	\$2,475.69	\$0.00
			556	DEMO - 11685 ULMERTON RD, LARGO	Completed	CDBG	\$8,543.10	\$8,543.10	\$0.00
			572	DEMO - 15049 WINDTREE DR.	Completed	CDBG	\$4,157.14	\$4,157.14	\$0.00
			573	DEMO - 12541 WILCOX RD	Completed	CDBG	\$3,759.88	\$3,759.88	\$0.00
			597	DEMO - 3900 53RD AVE N	Completed	CDBG	\$3,070.72	\$3,070.72	\$0.00
			618	DEMO - 15133 WINDTREE DR	Completed	CDBG	\$7,486.49	\$7,486.49	\$0.00

U.S. Department of Housing and Urban Development
Office of Community Planning and Development
Integrated Disbursement and Information System
List of Activities By Program Year And Project
PINELLAS COUNTY,FL

DATE: 12-28-15
TIME: 17:02
PAGE: 19

Plan Year	IDIS Project	Project	IDIS Activity ID	Activity Name	Activity Status	Program	Funded Amount	Draw Amount	Balance
1998	7	Demolition and Clearance	619	DEMO - 727 WYATT ST	Completed	CDBG	\$2,391.16	\$2,391.16	\$0.00
			650	DEMO - 2311 WILLIAMS RD	Completed	CDBG	\$3,279.12	\$3,279.12	\$0.00
			651	DEMO - 1025 DOUGLAS AVE.	Completed	CDBG	\$2,067.81	\$2,067.81	\$0.00
			667	DEMO - MONROE PARK	Completed	CDBG	\$5,000.00	\$5,000.00	\$0.00
			685	DEMO - 12730 132ND AVE N	Completed	CDBG	\$1,172.56	\$1,172.56	\$0.00
			687	DEMO - 735-737 BROADWAY	Completed	CDBG	\$4,750.51	\$4,750.51	\$0.00
			688	DEMO - 733-735 BROADWAY	Completed	CDBG	\$4,752.11	\$4,752.11	\$0.00
			691	DEMO - 12910 CAMPBELL LANE	Completed	CDBG	\$2,783.02	\$2,783.02	\$0.00
			694	DEMO - 1593 BASKINS CROSSING RD	Completed	CDBG	\$3,009.76	\$3,009.76	\$0.00
			733	DEMO - 1029 BASS ST., DN	Completed	CDBG	\$2,622.74	\$2,622.74	\$0.00
		Project Total					\$73,819.80	\$73,819.80	\$0.00
	8	Public Services	511	MUSTARD SEED FND- TURNING PT. SERVICES	Completed	CDBG	\$100,000.00	\$100,000.00	\$0.00
			512	COMMUNITY SERVICE FOUND- CENTR HSNG SERV	Completed	CDBG	\$49,117.00	\$49,117.00	\$0.00
			535	OMNI CENTER RECREATION - PCUL	Completed	CDBG	\$117,704.88	\$117,704.88	\$0.00
			736	POC CHORE SERVICES	Completed	CDBG	\$14,950.00	\$14,950.00	\$0.00
		Project Total					\$281,771.88	\$281,771.88	\$0.00
	9	Shelter Operations and Services	510	CLW HMLESS INTERV PROJ - OPERATIONS	Completed	CDBG	\$74,956.93	\$74,956.93	\$0.00
			527	ADVOCATES FOR SHELTER ACTION POLICY	Completed	ESG	\$16,370.00	\$16,370.00	\$0.00
			582	QUEST INN - OPERATIONS	Completed	ESG	\$17,034.00	\$17,034.00	\$0.00
			583	RELIG COMM SERV - GRACE HOUSE	Completed	ESG	\$23,033.00	\$23,033.00	\$0.00
			584	ADV SHELTER ACT POLICY - OPERATIONS	Completed	ESG	\$2,200.00	\$2,200.00	\$0.00
			600	HOMELESS EMERGENCY PROJ - OPERATIONS	Completed	ESG	\$27,533.00	\$27,533.00	\$0.00
			645	YWCA FAMILY VILLAGE - SERVICES	Completed	ESG	\$23,230.00	\$23,230.00	\$0.00
			705	YWCA FAMILY VILLAGE - OPERATING	Completed	ESG	\$16,000.00	\$16,000.00	\$0.00
			751	FAMILY RESOURCES CENTER - REHAB	Completed	CDBG	\$19,876.00	\$19,876.00	\$0.00
		Project Total					\$220,232.93	\$220,232.93	\$0.00
	10	Public Facilities	513	PEOPLE OF COLOR AIDS COAL - ACQ/REHAB	Completed	CDBG	\$189,737.47	\$189,737.47	\$0.00
			526	ASAP - PURCHASE AND REHAB	Completed	CDBG	\$30,800.00	\$30,800.00	\$0.00
			598	MUSTARD SEED FND - TURNING PT REHAB	Completed	CDBG	\$80,041.15	\$80,041.15	\$0.00
			625	HIGH POINT NEIGHBORHOOD FAMILY CENTER	Completed	CDBG	\$69,367.56	\$69,367.56	\$0.00
			660	PINELLAS PARK - SENIOR CENTER RENOVATION	Completed	CDBG	\$150,000.00	\$150,000.00	\$0.00
			661	NEIGH SR SERV - ADULT DAY CARE ACQ	Completed	CDBG	\$230,625.00	\$230,625.00	\$0.00
			662	SAF HARB - NEIGH FAMILY CENTER	Completed	CDBG	\$298,927.41	\$298,927.41	\$0.00
			690	HOMELESS EMERGENCY PROJECT REHAB	Completed	CDBG	\$51,175.00	\$51,175.00	\$0.00
		Project Total					\$1,100,673.59	\$1,100,673.59	\$0.00
	11	Preservation of Affordable Housing	500	CONTRACT SVCS.- MISC.FEES FY98/99	Completed	CDBG	\$15,851.27	\$15,851.27	\$0.00
			502	PORTFOLIO MANAGEMENT	Completed	CDBG	\$388.00	\$388.00	\$0.00
			503	RPI - REEDER - #4265	Completed	CDBG	\$2,350.00	\$2,350.00	\$0.00
			505	RPI - DIXON - #4160	Completed	CDBG	\$27,000.00	\$27,000.00	\$0.00

U.S. Department of Housing and Urban Development
Office of Community Planning and Development
Integrated Disbursement and Information System
List of Activities By Program Year And Project
PINELLAS COUNTY,FL

DATE: 12-28-15
TIME: 17:02
PAGE: 20

Plan Year	IDIS Project	Project	IDIS Activity ID	Activity Name	Activity Status	Program	Funded Amount	Draw Amount	Balance
1998	11	Preservation of Affordable Housing	506	ILP - GREENLAW - #4306	Completed	CDBG	\$722.64	\$722.64	\$0.00
			507	ILP - JENKINS - #4305	Completed	CDBG	\$700.64	\$700.64	\$0.00
			509	ILP - MOKMA - #4320	Completed	CDBG	\$319.00	\$319.00	\$0.00
			521	RPI - CAREW - #4147	Completed	CDBG	\$4,050.00	\$4,050.00	\$0.00
			522	RPI - EDMISTEN - #4104	Completed	CDBG	\$6,600.00	\$6,600.00	\$0.00
			523	RPI - VERDUGO - #4221	Completed	CDBG	\$5,150.00	\$5,150.00	\$0.00
			524	RPI - VERDUGO - #4222	Completed	CDBG	\$4,350.00	\$4,350.00	\$0.00
			525	ILP - MEUNIER - #4328	Completed	CDBG	\$2,750.00	\$2,750.00	\$0.00
			540	ILP - FETTIS - #4346	Completed	CDBG	\$2,750.00	\$2,750.00	\$0.00
			541	ILP - JONES - #4345	Completed	CDBG	\$2,750.00	\$2,750.00	\$0.00
			542	ILP - QUINT - #4343	Completed	CDBG	\$2,750.00	\$2,750.00	\$0.00
			544	DAL - HARDING - #4341	Completed	CDBG	\$4,930.00	\$4,930.00	\$0.00
			549	ILP - FOLSOM - #4348	Completed	CDBG	\$2,750.00	\$2,750.00	\$0.00
			551	ILP - WECKERLY - #4349	Completed	CDBG	\$2,750.00	\$2,750.00	\$0.00
			552	ILP - RUSSELL - #4351	Completed	CDBG	\$2,750.00	\$2,750.00	\$0.00
			557	ILP - GUSTAFSON - #4369	Completed	CDBG	\$715.00	\$715.00	\$0.00
			558	ILP - MARQUEZ - #4373	Completed	CDBG	\$908.54	\$908.54	\$0.00
			559	ILP - PERRY - #4372	Completed	CDBG	\$908.54	\$908.54	\$0.00
			560	ILP - TAYLOR - #4371	Completed	CDBG	\$908.54	\$908.54	\$0.00
			561	LIL - BORKOWSKI - #1406	Completed	CDBG	\$3,333.50	\$3,333.50	\$0.00
			562	ILP - ALEXANDER - #4382	Completed	CDBG	\$908.54	\$908.54	\$0.00
			563	ILP - MCKINNEY - #4384	Completed	CDBG	\$132.00	\$132.00	\$0.00
			564	ILP - MOUNTS - #4380	Completed	CDBG	\$722.64	\$722.64	\$0.00
			565	ILP - RYDER - #4381	Completed	CDBG	\$2,475.00	\$2,475.00	\$0.00
			567	LIL - NOTRO - #1724	Completed	CDBG	\$13,723.95	\$13,723.95	\$0.00
			571	ILP - SMITH - #4387	Completed	CDBG	\$95.70	\$95.70	\$0.00
			574	LIL - BELLAN - #4239	Completed	CDBG	\$14,230.70	\$14,230.70	\$0.00
			575	RPI - BRASTED - #4243	Completed	CDBG	\$4,346.48	\$4,346.48	\$0.00
			576	RPI - GRAHAM - #4060	Completed	CDBG	\$2,770.00	\$2,770.00	\$0.00
			577	LIL - HIBDON-SWEETLAND - #4262	Completed	CDBG	\$22,260.55	\$22,260.55	\$0.00
			578	RPI - LUMSDEN - #3089	Completed	CDBG	\$10,100.00	\$10,100.00	\$0.00
			579	RPI - SAPOURN - #4148	Completed	CDBG	\$21,891.32	\$21,891.32	\$0.00
			580	RPI - WANG - #4134	Completed	CDBG	\$44,400.00	\$44,400.00	\$0.00
			585	LIL - TARGAKIS - #1872	Completed	CDBG	\$2,916.50	\$2,916.50	\$0.00
			588	FEASIBILITIES/MISC 98/99	Completed	CDBG	\$10,013.75	\$10,013.75	\$0.00
			589	ILP - RICHARDSON - #4393	Completed	CDBG	\$2,750.00	\$2,750.00	\$0.00
			601	LARGO - ADAMS - #4344	Completed	HOME	\$39,247.20	\$39,247.20	\$0.00
			604	RPI - DLUHY - #4283	Completed	CDBG	\$4,700.00	\$4,700.00	\$0.00
			605	RPI - DUFEEK - #4244	Completed	CDBG	\$9,000.00	\$9,000.00	\$0.00

U.S. Department of Housing and Urban Development
Office of Community Planning and Development
Integrated Disbursement and Information System
List of Activities By Program Year And Project
PINELLAS COUNTY,FL

DATE: 12-28-15
TIME: 17:02
PAGE: 21

Plan Year	IDIS Project	Project	IDIS Activity ID	Activity Name	Activity Status	Program	Funded Amount	Draw Amount	Balance
1998	11	Preservation of Affordable Housing	606	RPI - YOUNG - #4259	Completed	CDBG	\$4,800.00	\$4,800.00	\$0.00
			607	RPI - YOUNG - #4260	Completed	CDBG	\$3,650.00	\$3,650.00	\$0.00
			608	ILP - SOUTHERNLAND - #4928	Completed	CDBG	\$635.74	\$635.74	\$0.00
			609	ILP - ALDER - #4929	Completed	CDBG	\$908.54	\$908.54	\$0.00
			610	ILP - OLIVEROS - #4930	Completed	CDBG	\$908.54	\$908.54	\$0.00
			612	ILP - DUNSFORD - #4921	Completed	CDBG	\$2,750.00	\$2,750.00	\$0.00
			613	ILP - DYKMAN - #4923	Completed	CDBG	\$908.54	\$908.54	\$0.00
			614	ILP - PYLES - #4925	Completed	CDBG	\$191.40	\$191.40	\$0.00
			620	LIL - BOATWRIGHT - #4926	Canceled	CDBG	\$0.00	\$0.00	\$0.00
			621	LIL - BEAL - #4919	Completed	CDBG	\$34,720.45	\$34,720.45	\$0.00
			622	ILP - DIEHL - #4947	Completed	CDBG	\$1,100.93	\$1,100.93	\$0.00
			623	ILP - KAISER - #4946	Completed	CDBG	\$2,684.00	\$2,684.00	\$0.00
			627	LIL - BURKE - #4938	Completed	CDBG	\$7,500.00	\$7,500.00	\$0.00
			632	ILP - CANTON - #4964	Completed	CDBG	\$722.64	\$722.64	\$0.00
			633	ILP - KARN - #4965	Completed	CDBG	\$908.54	\$908.54	\$0.00
			634	ILP - KENNEDY - #4963	Completed	CDBG	\$2,750.00	\$2,750.00	\$0.00
			635	ILP - NEWSOME - #4962	Completed	CDBG	\$908.54	\$908.54	\$0.00
			636	RPI - KRAUSE - #4081	Completed	CDBG	\$6,518.24	\$6,518.24	\$0.00
			637	DIS - KLEIN - #4977	Completed	CDBG	\$37,000.00	\$37,000.00	\$0.00
			638	RPI - YOUNG - #4983	Completed	CDBG	\$4,250.00	\$4,250.00	\$0.00
			639	DIS - HUSCHER - #4968	Completed	CDBG	\$32,000.00	\$32,000.00	\$0.00
			641	RPI - BUGBEE - #4916	Completed	CDBG	\$7,000.00	\$7,000.00	\$0.00
			642	RPI - YOUNG - #4982	Completed	CDBG	\$4,250.00	\$4,250.00	\$0.00
			643	RPI - CHIANG - #5073	Completed	CDBG	\$18,000.00	\$18,000.00	\$0.00
			644	LIL - PRATT - #4971	Completed	CDBG	\$9,937.31	\$9,937.31	\$0.00
			652	RPI - LENTRICCHIA - #4055	Completed	CDBG	\$32,500.00	\$32,500.00	\$0.00
			653	LIL - STEVENS - #4144	Completed	CDBG	\$30,553.26	\$30,553.26	\$0.00
			655	ILP - SPAULDING - #4969	Completed	CDBG	\$2,744.50	\$2,744.50	\$0.00
			680	LARGO - MCGRADY - #4905	Completed	HOME	\$16,844.53	\$16,844.53	\$0.00
			681	LARGO - CLAYTON - #4915	Completed	HOME	\$22,522.92	\$22,522.92	\$0.00
			682	LARGO - YORK - #4942	Completed	HOME	\$16,790.67	\$16,790.67	\$0.00
			692	LIL - BALNICKY - #2252	Completed	CDBG	\$3,222.55	\$3,222.55	\$0.00
			693	RPI - DIXON - #5010	Completed	CDBG	\$18,000.00	\$18,000.00	\$0.00
			695	RPI - O'CONNOR - #5013	Completed	CDBG	\$9,000.00	\$9,000.00	\$0.00
			697	RPI - GALLOWAY - #4976	Completed	CDBG	\$21,800.00	\$21,800.00	\$0.00
			698	RPI - KESTER - #5014	Completed	CDBG	\$2,000.00	\$2,000.00	\$0.00
			699	RPI - SAPOURN - #5040	Completed	CDBG	\$9,105.85	\$9,105.85	\$0.00
			700	ILP - ROSS - #5049	Completed	CDBG	\$689.64	\$689.64	\$0.00
			701	LIL - HAVORSEN - #4960	Completed	CDBG	\$21,433.70	\$21,433.70	\$0.00

U.S. Department of Housing and Urban Development
Office of Community Planning and Development
Integrated Disbursement and Information System
List of Activities By Program Year And Project
PINELLAS COUNTY,FL

DATE: 12-28-15
TIME: 17:02
PAGE: 22

Plan Year	IDIS Project	Project	IDIS Activity ID	Activity Name	Activity Status	Program	Funded Amount	Draw Amount	Balance
1998	11	Preservation of Affordable Housing	702	RPI - ADAMOSKY - #4352	Completed	CDBG	\$5,450.00	\$5,450.00	\$0.00
			703	RPI - STEVENS - #4355	Completed	CDBG	\$9,000.00	\$9,000.00	\$0.00
			704	LIL - MARSHALL - #4909	Completed	CDBG	\$26,044.30	\$26,044.30	\$0.00
			706	LIL - ROETEMEYER - #4956	Completed	CDBG	\$21,873.05	\$21,873.05	\$0.00
			707	LIL - STEWART - #4970	Completed	CDBG	\$34,500.78	\$34,500.78	\$0.00
			708	ILP - TODD - #5052	Completed	CDBG	\$2,145.00	\$2,145.00	\$0.00
			709	RPI - TOBIN - #4358	Completed	CDBG	\$25,500.00	\$25,500.00	\$0.00
			710	RPI - CAREW - #5018	Completed	CDBG	\$5,000.00	\$5,000.00	\$0.00
			711	ILP - DENSON - #5068	Completed	CDBG	\$722.64	\$722.64	\$0.00
			712	ILP - MOORE - #5072	Completed	CDBG	\$722.64	\$722.64	\$0.00
			713	ILP - NEWMAN - #5069	Completed	CDBG	\$722.64	\$722.64	\$0.00
			721	LARGO - STOCK - #5036	Completed	HOME	\$5,735.45	\$5,735.45	\$0.00
			726	ILP - MRUK - #5087	Completed	CDBG	\$2,178.00	\$2,178.00	\$0.00
			727	ILP - HERTZBERG - #5086	Completed	CDBG	\$722.64	\$722.64	\$0.00
			728	ILP - JONES - #5084	Completed	CDBG	\$818.34	\$818.34	\$0.00
			729	ILP - MOORE - #5085	Completed	CDBG	\$2,750.00	\$2,750.00	\$0.00
			730	ILP - SWARTZIE - #5083	Completed	CDBG	\$722.64	\$722.64	\$0.00
			1196	PORTFOLIO MANAGEMENT	Completed	CDBG	\$2,857.50	\$2,857.50	\$0.00
		Project Total					\$844,796.65	\$844,796.65	\$0.00
	12	Provision of Affordable Housing	494	CHAF - WINDTREE VILLAGE - #4294	Completed	CDBG	\$0.00	\$0.00	\$0.00
						HOME	\$919,675.10	\$919,675.10	\$0.00
			501	CONTRACT SVCS.- MISC.FEES FY98/99	Completed	HOME	\$5,795.93	\$5,795.93	\$0.00
			539	BOLEY - SHADY PINES - #4336	Completed	HOME	\$16,000.00	\$16,000.00	\$0.00
			586	LIL - DEAN - #4187	Completed	HOME	\$29,997.85	\$29,997.85	\$0.00
			603	LAHDC - 25 BELLEMEADE - #4914	Completed	HOME	\$12,500.00	\$12,500.00	\$0.00
			646	RHD - TUSCANY APTS - #4927	Completed	HOME	\$276,625.00	\$276,625.00	\$0.00
		Project Total					\$1,260,593.88	\$1,260,593.88	\$0.00
1998	13	Home Ownership Opportunities	514	DAL - GEIGER - #4313	Completed	CDBG	\$6,100.00	\$6,100.00	\$0.00
			515	DAL - LISS - #4325	Completed	CDBG	\$5,700.00	\$5,700.00	\$0.00
			516	DAL - LOPEZ - #4314	Completed	CDBG	\$6,950.00	\$6,950.00	\$0.00
			517	DAL - SILVA - #4315	Completed	CDBG	\$5,900.00	\$5,900.00	\$0.00
			519	DAL - PEACE - #4324	Completed	CDBG	\$6,000.00	\$6,000.00	\$0.00
			520	DAL - RYNEARSON - #4312	Completed	CDBG	\$3,460.00	\$3,460.00	\$0.00
			528	LARGO - PIXTON - #4281	Completed	HOME	\$5,500.00	\$5,500.00	\$0.00
			529	LARGO - BRULL - #4278	Completed	HOME	\$5,470.00	\$5,470.00	\$0.00
			530	LARGO - DIAZ - #4280	Completed	HOME	\$6,800.00	\$6,800.00	\$0.00
			531	LARGO - FRYE - #4282	Completed	HOME	\$8,300.00	\$8,300.00	\$0.00
			532	LARGO - GOURLAY - #4277	Completed	HOME	\$9,624.00	\$9,624.00	\$0.00
			533	LARGO - HALL - #4279	Completed	HOME	\$7,258.00	\$7,258.00	\$0.00

U.S. Department of Housing and Urban Development
Office of Community Planning and Development
Integrated Disbursement and Information System
List of Activities By Program Year And Project
PINELLAS COUNTY,FL

DATE: 12-28-15
TIME: 17:02
PAGE: 23

Plan Year	IDIS Project	Project	IDIS Activity ID	Activity Name	Activity Status	Program	Funded Amount	Draw Amount	Balance
1998	13	Home Ownership Opportunities	537	DAL - ROUNDTREE - #4333	Completed	CDBG	\$6,950.00	\$6,950.00	\$0.00
			543	DAL - RAMOS - #4340	Completed	CDBG	\$5,950.00	\$5,950.00	\$0.00
			545	DAL - RANCK - #4339	Completed	CDBG	\$2,177.00	\$2,177.00	\$0.00
			546	DAL - THURSTON - #4342	Completed	CDBG	\$6,300.00	\$6,300.00	\$0.00
			547	DAL - TILLOTSON - #4338	Completed	CDBG	\$15,640.00	\$15,640.00	\$0.00
			568	DAL - CAMPBELL - #4368	Completed	CDBG	\$7,200.00	\$7,200.00	\$0.00
			569	DAL - JOHNSON - #4370	Completed	CDBG	\$7,650.00	\$7,650.00	\$0.00
			570	DAL - TREVINO - #4377	Completed	CDBG	\$3,300.00	\$3,300.00	\$0.00
			587	LARGO - RYAN - #4357	Completed	HOME	\$10,000.00	\$10,000.00	\$0.00
			591	DAL - GARBUTT - #4900	Completed	CDBG	\$8,257.00	\$8,257.00	\$0.00
			592	DAL - MARTIN - #4901	Completed	CDBG	\$9,200.00	\$9,200.00	\$0.00
			593	DAL - VELAZQUEZ - #4899	Completed	CDBG	\$8,450.00	\$8,450.00	\$0.00
			594	DAL - FOCAKOVIC - #4903	Completed	CDBG	\$3,000.00	\$3,000.00	\$0.00
			595	DAL - WEBB - #4902	Completed	CDBG	\$8,850.00	\$8,850.00	\$0.00
			596	DAL - BARRETT - #4908	Completed	CDBG	\$8,200.00	\$8,200.00	\$0.00
			602	LARGO - LEACH - #4910	Completed	HOME	\$8,290.00	\$8,290.00	\$0.00
			611	DAL - LYTTLE - #4939	Completed	CDBG	\$10,050.00	\$10,050.00	\$0.00
			615	DAL - CORNILLAUD - #4922	Completed	CDBG	\$6,900.00	\$6,900.00	\$0.00
			616	DAL - MCKINNIE - #4935	Completed	CDBG	\$10,000.00	\$10,000.00	\$0.00
			617	DAL - SMITH - #4920	Completed	CDBG	\$9,500.00	\$9,500.00	\$0.00
			624	DAL - ERWIN - #4949	Completed	CDBG	\$8,950.00	\$8,950.00	\$0.00
			628	DAL - KNIGHTON - #4953	Completed	CDBG	\$11,900.00	\$11,900.00	\$0.00
			629	DAL - WARRANT - #4957	Completed	CDBG	\$9,280.00	\$9,280.00	\$0.00
			630	DAL - WARREN - #4954	Completed	CDBG	\$2,500.00	\$2,500.00	\$0.00
			631	DAL - SLOCUMB - #4959	Completed	CDBG	\$6,600.00	\$6,600.00	\$0.00
			640	DIS - HEISEY - #4973	Completed	CDBG	\$37,500.00	\$37,500.00	\$0.00
			647	LARGO - LIMLE - #4936	Completed	HOME	\$7,117.00	\$7,117.00	\$0.00
			648	LARGO - TAYLOR - #4918	Completed	HOME	\$9,401.00	\$9,401.00	\$0.00
			649	DAL - LECLERC - #4937	Completed	HOME	\$8,017.00	\$8,017.00	\$0.00
			656	DAL - JARAMILLO - #4986	Completed	CDBG	\$11,600.00	\$11,600.00	\$0.00
			657	DAL - KING - #4979	Completed	CDBG	\$9,700.00	\$9,700.00	\$0.00
			658	DAL - MICHAEL - #4978	Completed	CDBG	\$7,550.00	\$7,550.00	\$0.00
			659	DAL - RAGLAND - #4985	Completed	CDBG	\$8,450.00	\$8,450.00	\$0.00
			663	DAL - STEWART - #4987	Completed	CDBG	\$7,200.00	\$7,200.00	\$0.00
			664	DAL - VIGER - #4988	Completed	CDBG	\$3,000.00	\$3,000.00	\$0.00
			666	DAL - PRETCHARD - #4955	Completed	CDBG	\$9,400.00	\$9,400.00	\$0.00
			669	DAL - ECKLEY - #4995	Completed	CDBG	\$10,070.00	\$10,070.00	\$0.00
			670	DAL - FISHER - #5000	Completed	CDBG	\$7,200.00	\$7,200.00	\$0.00
			671	DAL - MORGAN - #4999	Completed	CDBG	\$8,165.00	\$8,165.00	\$0.00

U.S. Department of Housing and Urban Development
Office of Community Planning and Development
Integrated Disbursement and Information System
List of Activities By Program Year And Project
PINELLAS COUNTY,FL

Plan Year	IDIS Project	Project	IDIS Activity ID	Activity Name	Activity Status	Program	Funded Amount	Draw Amount	Balance			
1998	13	Home Ownership Opportunities	672	DAL - RAMIREZ - #4997	Completed	CDBG	\$4,200.00	\$4,200.00	\$0.00			
			673	DAL - ROBERTSON - #4998	Completed	CDBG	\$9,611.00	\$9,611.00	\$0.00			
			674	DAL - CONCEICAO - #5002	Completed	CDBG	\$6,450.00	\$6,450.00	\$0.00			
			675	DAL - GREEN - #5008	Completed	CDBG	\$11,650.00	\$11,650.00	\$0.00			
			676	DAL - RAPHIAL - #4996	Completed	CDBG	\$9,150.00	\$9,150.00	\$0.00			
			677	DAL - VANDYKE - #5003	Completed	CDBG	\$7,900.00	\$7,900.00	\$0.00			
			678	DAL - BRADY - #5011	Completed	CDBG	\$9,400.00	\$9,400.00	\$0.00			
			679	DAL - WINTERS - #5009	Completed	CDBG	\$8,190.00	\$8,190.00	\$0.00			
			689	DAL - SKINNER - #5015	Completed	CDBG	\$7,880.00	\$7,880.00	\$0.00			
			714	DAL - NOBLE - #5070	Completed	CDBG	\$10,080.00	\$10,080.00	\$0.00			
			715	DAL - RICKERSON - #5065	Completed	CDBG	\$8,360.00	\$8,360.00	\$0.00			
			716	LARGO - BLIER - #5022	Completed	HOME	\$9,394.00	\$9,394.00	\$0.00			
			717	LARGO - FINCHAM - #5021	Completed	HOME	\$6,883.00	\$6,883.00	\$0.00			
			718	LARGO - KENNEDY - #5023	Completed	HOME	\$10,000.00	\$10,000.00	\$0.00			
			719	LARGO - SMITH - #5019	Completed	HOME	\$8,830.00	\$8,830.00	\$0.00			
			720	LARGO - TRAIN - #5020	Completed	HOME	\$7,950.00	\$7,950.00	\$0.00			
			722	LARGO - PARKER - #5062	Completed	HOME	\$10,000.00	\$10,000.00	\$0.00			
			723	LARGO - WARZEN - #5061	Completed	HOME	\$8,177.00	\$8,177.00	\$0.00			
			724	LARGO - WOODS - #5060	Completed	HOME	\$7,998.00	\$7,998.00	\$0.00			
			725	DAL - KING - #5074	Completed	CDBG	\$3,300.00	\$3,300.00	\$0.00			
			731	DAL - NINESTADT - #5075	Completed	CDBG	\$5,700.00	\$5,700.00	\$0.00			
			740	DAL - SCHNEIDER - #5074	Completed	CDBG	\$6,300.00	\$6,300.00	\$0.00			
			741	DAL - TELLIS - #5075	Completed	CDBG	\$7,390.00	\$7,390.00	\$0.00			
			742	DAL - SMITH - #5076	Completed	CDBG	\$11,150.00	\$11,150.00	\$0.00			
			743	DAL - ALEXANDER - #5081	Completed	CDBG	\$5,500.00	\$5,500.00	\$0.00			
			Project Total							\$617,969.00	\$617,969.00	\$0.00
									CDBG	\$5,409,832.99	\$5,409,832.99	\$0.00
			Program Total						ESG	\$132,000.00	\$132,000.00	\$0.00
								HOME	\$1,641,397.86	\$1,641,397.86	\$0.00	
		1998 Total							\$7,183,230.85	\$7,183,230.85	\$0.00	
1999	1	Preservation of Affordable Housing	744	RPI - LEPORE - #5051	Completed	CDBG	\$8,000.00	\$8,000.00	\$0.00			
			749	ILP - MEYERS - #5117	Completed	CDBG	\$2,750.00	\$2,750.00	\$0.00			
			754	RPI - WITHERINGTON STEVENS - #4378	Completed	CDBG	\$23,000.00	\$23,000.00	\$0.00			
			755	RPI - BRITNER - #5119	Completed	CDBG	\$7,000.00	\$7,000.00	\$0.00			
			756	RPI - SAROFF - #5118	Completed	CDBG	\$5,500.00	\$5,500.00	\$0.00			
			758	ILP - ST.PIERRE - #5163	Completed	CDBG	\$722.64	\$722.64	\$0.00			
			761	RPI - ENWRIGHT - #5160	Completed	CDBG	\$10,800.00	\$10,800.00	\$0.00			
			762	ILP - RODGERS - #5167	Completed	CDBG	\$722.64	\$722.64	\$0.00			

U.S. Department of Housing and Urban Development
Office of Community Planning and Development
Integrated Disbursement and Information System
List of Activities By Program Year And Project
PINELLAS COUNTY,FL

DATE: 12-28-15
TIME: 17:02
PAGE: 25

Plan Year	IDIS Project	Project	IDIS Activity ID	Activity Name	Activity Status	Program	Funded Amount	Draw Amount	Balance
1999	1	Preservation of Affordable Housing	764	ILP - ORR - #5177	Completed	CDBG	\$725.00	\$725.00	\$0.00
			765	ILP - ALEXANDER - #5178	Completed	CDBG	\$875.00	\$875.00	\$0.00
			789	CONTRACT SVCS / MISC FEES 99/00	Completed	CDBG	\$14,464.51	\$14,464.51	\$0.00
			791	ILP - AKERS - #5185	Completed	CDBG	\$1,980.00	\$1,980.00	\$0.00
			792	ILP - BURMBELOW - #5186	Completed	CDBG	\$1,881.00	\$1,881.00	\$0.00
			793	ILP - WILSON - #5184	Completed	CDBG	\$2,062.50	\$2,062.50	\$0.00
			796	ILP - KOWALSKI - #5193	Completed	CDBG	\$2,744.50	\$2,744.50	\$0.00
			797	ILP - CIPOTH - #5200	Completed	CDBG	\$1,425.00	\$1,425.00	\$0.00
			798	ILP - DICKEY - #5199	Completed	CDBG	\$900.00	\$900.00	\$0.00
			803	ILP - ZUKERMAN - #5213	Completed	CDBG	\$2,744.50	\$2,744.50	\$0.00
			813	ILP - HALSTED - #5238	Completed	CDBG	\$2,392.50	\$2,392.50	\$0.00
			822	LARGO - KENNEDY - #5158	Completed	HOME	\$19,269.85	\$19,269.85	\$0.00
			823	LARGO - ROSELLO - #4943	Completed	HOME	\$42,577.70	\$42,577.70	\$0.00
			834	ILP - JOHNSON - #5248	Completed	CDBG	\$2,750.00	\$2,750.00	\$0.00
			837	LARGO - SIMONI - #5197	Completed	HOME	\$28,180.15	\$28,180.15	\$0.00
			841	ILP - EBERTS - #5251	Completed	CDBG	\$475.00	\$475.00	\$0.00
			842	ILP - JACOBS - #5247	Completed	CDBG	\$700.00	\$700.00	\$0.00
			845	ILP - METTBERG - #5261	Completed	CDBG	\$672.95	\$672.95	\$0.00
			846	ILP - DYE - #5262	Completed	CDBG	\$672.95	\$672.95	\$0.00
			847	ILP - SPRINKLE - #5263	Completed	CDBG	\$672.95	\$672.95	\$0.00
			854	ILP - TWIBLE - #5269	Completed	CDBG	\$672.95	\$672.95	\$0.00
			855	LIL - JENSEN - 5215	Completed	CDBG	\$3,899.10	\$3,899.10	\$0.00
			856	RPI - LOWE - #5237	Completed	CDBG	\$1,750.00	\$1,750.00	\$0.00
			862	ILP - COWENS - #5287	Completed	CDBG	\$672.95	\$672.95	\$0.00
			863	ILP - COLLIER - #5289	Completed	CDBG	\$672.95	\$672.95	\$0.00
			865	RPI - WINDON - #5296	Completed	CDBG	\$4,450.00	\$4,450.00	\$0.00
			866	RPI - HESS - #4981	Completed	CDBG	\$35,000.00	\$35,000.00	\$0.00
			867	RPI - RELOCATION EXEC, INC - #5268	Completed	CDBG	\$18,000.00	\$18,000.00	\$0.00
			868	ILP - MCZELL - #5275	Completed	CDBG	\$2,084.50	\$2,084.50	\$0.00
			878	ILP - HUDSON - #5302	Completed	CDBG	\$1,525.00	\$1,525.00	\$0.00
			879	RPI - EVANS - #5255	Completed	CDBG	\$7,000.00	\$7,000.00	\$0.00
			880	ILP - BROWNING - #5311	Completed	CDBG	\$1,600.00	\$1,600.00	\$0.00
			883	LARGO - HAMAOU - #5159	Completed	HOME	\$10,607.65	\$10,607.65	\$0.00
			884	LARGO - JONES - #5103	Completed	HOME	\$24,701.30	\$24,701.30	\$0.00
			885	LIL - HAGAN - #5256	Completed	HOME	\$35,260.80	\$35,260.80	\$0.00
			888	LARGO - CRESPO - #5198	Completed	HOME	\$14,163.71	\$14,163.71	\$0.00
			903	LARGO - GOURLAY - #5227	Completed	HOME	\$9,473.14	\$9,473.14	\$0.00
			910	RPI - HOLSTEIN - #5310	Completed	CDBG	\$2,000.00	\$2,000.00	\$0.00
			911	ILP - BRYSON - #5320	Completed	CDBG	\$750.00	\$750.00	\$0.00

U.S. Department of Housing and Urban Development
Office of Community Planning and Development
Integrated Disbursement and Information System
List of Activities By Program Year And Project
PINELLAS COUNTY,FL

DATE: 12-28-15
TIME: 17:02
PAGE: 26

Plan Year	IDIS Project	Project	IDIS Activity ID	Activity Name	Activity Status	Program	Funded Amount	Draw Amount	Balance
1999	1	Preservation of Affordable Housing	912	ILP - DOWNIE - #5315	Completed	CDBG	\$2,420.00	\$2,420.00	\$0.00
			913	ILP - WEBB - #5316	Completed	CDBG	\$1,035.00	\$1,035.00	\$0.00
			914	ILP - MAGYAR - #5329	Completed	CDBG	\$2,750.00	\$2,750.00	\$0.00
			915	ILP - ROBERTSON - 5322	Completed	CDBG	\$672.95	\$672.95	\$0.00
			917	LARGO - KESSING - #5290	Completed	HOME	\$8,050.00	\$8,050.00	\$0.00
			918	<Name Required>	Canceled	HOME	\$0.00	\$0.00	\$0.00
			919	<Name Required>	Canceled	HOME	\$0.00	\$0.00	\$0.00
			922	SINGLE FAMILY HOUSING DELIVERY COSTS	Completed	CDBG	\$50,868.05	\$50,868.05	\$0.00
			925	ILP - DYKE - #5327	Completed	CDBG	\$777.50	\$777.50	\$0.00
			926	LIL - REYES - #5297	Completed	CDBG	\$3,891.10	\$3,891.10	\$0.00
			927	LIL - CLARK - #5298	Completed	CDBG	\$3,891.10	\$3,891.10	\$0.00
			928	LIL - GREEN - #5299	Completed	CDBG	\$3,891.10	\$3,891.10	\$0.00
			929	LIL - MATTHEWS - #5277	Completed	CDBG	\$3,895.60	\$3,895.60	\$0.00
			930	LIL - MILLER - #5300	Completed	CDBG	\$3,891.10	\$3,891.10	\$0.00
			931	ILP - BURBANK - #5350	Completed	CDBG	\$2,750.00	\$2,750.00	\$0.00
			932	ILP - HEATHER - #5348	Completed	CDBG	\$672.95	\$672.95	\$0.00
			933	ILP - JONES - #5349	Completed	CDBG	\$2,704.90	\$2,704.90	\$0.00
			934	LIL - GASCA - #5335	Completed	CDBG	\$13,343.75	\$13,343.75	\$0.00
			935	ILP - KOMINSKI - #5358	Completed	CDBG	\$642.92	\$642.92	\$0.00
			942	ILP - FORD - #5372	Completed	CDBG	\$2,695.10	\$2,695.10	\$0.00
			943	ILP - MILLER - #5369	Completed	CDBG	\$2,748.90	\$2,748.90	\$0.00
			944	ILP - STEIN - #5371	Completed	CDBG	\$642.92	\$642.92	\$0.00
			945	LIL - CLINTON - #5361	Completed	CDBG	\$3,850.00	\$3,850.00	\$0.00
			946	RPI - ENRIGHT - #5201	Canceled	CDBG	\$0.00	\$0.00	\$0.00
			947	RPI - SAPOURN - #5214	Completed	CDBG	\$8,400.00	\$8,400.00	\$0.00
			948	LARGO - BRAY - #5292	Completed	HOME	\$17,690.00	\$17,690.00	\$0.00
			949	LARGO - CLARKE - #5337	Completed	HOME	\$13,699.02	\$13,699.02	\$0.00
			983	RPI - COPPOLA - #5334	Completed	CDBG	\$2,757.30	\$2,757.30	\$0.00
			984	LIL - DAYS - #5336	Completed	CDBG	\$25,014.95	\$25,014.95	\$0.00
			985	RPI - ENRIGHT - #5201	Completed	CDBG	\$11,500.00	\$11,500.00	\$0.00
			986	LARGO - WALKER - #5317	Completed	HOME	\$77,666.64	\$77,666.64	\$0.00
			1027	ILP - ALLISON - #5424	Completed	CDBG	\$925.00	\$925.00	\$0.00
			1028	ILP - CONNORS - #5416	Completed	CDBG	\$2,750.00	\$2,750.00	\$0.00
			1029	ILP - SHEARER - #5425	Completed	CDBG	\$925.00	\$925.00	\$0.00
			1030	ILP - TUDOR - #5423	Completed	CDBG	\$925.00	\$925.00	\$0.00
			1031	ILP - TORRES - 5437	Completed	CDBG	\$925.00	\$925.00	\$0.00
			1032	ILP - VOK - 5446	Completed	CDBG	\$925.00	\$925.00	\$0.00
			1033	LIL - BOGLAR - 5347	Completed	CDBG	\$35,303.14	\$35,303.14	\$0.00
			1038	ILP - BATTLES - #5439	Completed	CDBG	\$1,732.50	\$1,732.50	\$0.00

U.S. Department of Housing and Urban Development
Office of Community Planning and Development
Integrated Disbursement and Information System
List of Activities By Program Year And Project
PINELLAS COUNTY,FL

DATE: 12-28-15
TIME: 17:02
PAGE: 27

Plan Year	IDIS Project	Project	IDIS Activity ID	Activity Name	Activity Status	Program	Funded Amount	Draw Amount	Balance
1999	1	Preservation of Affordable Housing	1039	ILP - CLARK - #5441	Completed	CDBG	\$925.00	\$925.00	\$0.00
			1040	ILP - CRENSHAW - #5442	Completed	CDBG	\$925.00	\$925.00	\$0.00
			1041	ILP - DAVIS - #5438	Completed	CDBG	\$1,732.50	\$1,732.50	\$0.00
			1042	ILP - MUDRICK - #5443	Completed	CDBG	\$925.00	\$925.00	\$0.00
			1043	ILP - RITCH - #5444	Completed	CDBG	\$925.00	\$925.00	\$0.00
			1044	ILP - SCOON - #5440	Completed	CDBG	\$925.00	\$925.00	\$0.00
			1045	ILP - SHEARER - #5445	Completed	CDBG	\$925.00	\$925.00	\$0.00
			1048	LIL - BROWN - #5397	Completed	CDBG	\$23,745.75	\$23,745.75	\$0.00
			1049	RPI - DAY - #5054	Completed	CDBG	\$9,000.00	\$9,000.00	\$0.00
			1050	LIL - FERNANDEZ - #5366	Completed	CDBG	\$25,251.95	\$25,251.95	\$0.00
			1051	LIL - MONTI - #5376	Completed	CDBG	\$29,965.80	\$29,965.80	\$0.00
			1052	LIL - MOODY - #5346	Completed	CDBG	\$28,094.61	\$28,094.61	\$0.00
			1053	LIL - RIVERA - #5367	Completed	CDBG	\$32,685.27	\$32,685.27	\$0.00
			1054	RPI - STANG - #5331	Completed	CDBG	\$24,000.00	\$24,000.00	\$0.00
			1119	RPI - CHIANG - #5283	Completed	CDBG	\$16,000.00	\$16,000.00	\$0.00
			1120	RPI - E&H, LC - #5383	Completed	CDBG	\$17,800.00	\$17,800.00	\$0.00
			1121	RPI - E&H, LC - #5384	Completed	CDBG	\$14,500.00	\$14,500.00	\$0.00
			1346	RPI - WALLACE - #5357	Completed	CDBG	\$56,000.00	\$56,000.00	\$0.00
			1347	RPI - AFFORDABLE HOUSING - #5340	Completed	CDBG	\$63,473.00	\$63,473.00	\$0.00
		Project Total					\$1,025,967.76	\$1,025,967.76	\$0.00
	2	Provision of Affordable Housing	790	CONTRACT SVCS / MISC. FEES 99/00	Completed	HOME	\$12,653.19	\$12,653.19	\$0.00
			1070	MANGO COURT	Completed	CDBG	\$1,800.00	\$1,800.00	\$0.00
		Project Total					\$14,453.19	\$14,453.19	\$0.00
3	3	Home Ownership Opportunities	745	DAL - SUNSERI - #5089	Completed	CDBG	\$11,100.00	\$11,100.00	\$0.00
			748	DAL - MCHENRY - #5104	Completed	CDBG	\$9,320.00	\$9,320.00	\$0.00
			753	DAL - HAYES - #5106	Completed	CDBG	\$6,050.00	\$6,050.00	\$0.00
			769	LARGO - WATTS - #5102	Completed	HOME	\$9,375.00	\$9,375.00	\$0.00
			770	LARGO - ANDERSON - 5105	Completed	HOME	\$9,700.00	\$9,700.00	\$0.00
			771	LARGO - VOYTAS - #5166	Completed	HOME	\$9,170.00	\$9,170.00	\$0.00
			772	DAL - CATO - #5111	Completed	HOME	\$6,900.00	\$6,900.00	\$0.00
			773	DAL - GREEN - #5161	Completed	HOME	\$21,600.00	\$21,600.00	\$0.00
			774	DAL - BRUM - #5183	Completed	HOME	\$7,500.00	\$7,500.00	\$0.00
			775	DAL - CLOKEY - #5112	Completed	HOME	\$4,075.00	\$4,075.00	\$0.00
			776	DAL - HAGEN - #5110	Completed	HOME	\$8,590.00	\$8,590.00	\$0.00
			777	DAL - RODRIQUES - #5154	Completed	HOME	\$12,583.00	\$12,583.00	\$0.00
			778	DAL - KELLY - #5153	Completed	HOME	\$10,298.86	\$10,298.86	\$0.00
			779	DAL - SPANNKNEBEL - #5155	Completed	HOME	\$12,500.00	\$12,500.00	\$0.00
			780	DAL - BLAIR - #5164	Completed	HOME	\$11,190.00	\$11,190.00	\$0.00
			781	DAL - GOMEZ - #5172	Completed	HOME	\$10,170.00	\$10,170.00	\$0.00

U.S. Department of Housing and Urban Development
Office of Community Planning and Development
Integrated Disbursement and Information System
List of Activities By Program Year And Project
PINELLAS COUNTY,FL

DATE: 12-28-15
TIME: 17:02
PAGE: 28

Plan Year	IDIS Project	Project	IDIS Activity ID	Activity Name	Activity Status	Program	Funded Amount	Draw Amount	Balance
1999	3	Home Ownership Opportunities	782	DAL - HAMILTON - #5171	Completed	HOME	\$13,490.00	\$13,490.00	\$0.00
			783	DAL - MARKOWICZ - #5173	Completed	HOME	\$9,370.00	\$9,370.00	\$0.00
			784	DAL - HIJAZI - #5181	Completed	HOME	\$3,000.00	\$3,000.00	\$0.00
			785	DAL - ROCHETTE - #5182	Completed	HOME	\$10,070.00	\$10,070.00	\$0.00
			817	DAL - CONNERS - #5190	Completed	HOME	\$9,760.00	\$9,760.00	\$0.00
			818	DAL - KORAJKIC - #5188	Completed	HOME	\$6,865.00	\$6,865.00	\$0.00
			819	DAL - NIEVES - #5187	Completed	HOME	\$4,185.50	\$4,185.50	\$0.00
			820	DAL - PEMBERTON - #5191	Completed	HOME	\$2,975.00	\$2,975.00	\$0.00
			821	DAL - SANNE - #5189	Completed	HOME	\$7,450.00	\$7,450.00	\$0.00
			824	PRP - WEIR - #5260	Completed	HOME	\$41,350.00	\$41,350.00	\$0.00
			825	DAL - KARST - #5195	Completed	HOME	\$10,500.00	\$10,500.00	\$0.00
			826	LARGO - BATAKU - #5192	Completed	HOME	\$10,000.00	\$10,000.00	\$0.00
			827	DAL - SALIBA - #5202	Completed	HOME	\$7,700.00	\$7,700.00	\$0.00
			828	DAL - BOLLINGER - #5222	Completed	HOME	\$5,280.00	\$5,280.00	\$0.00
			829	DAL - VERGARA - #5223	Completed	HOME	\$5,807.00	\$5,807.00	\$0.00
			830	DAL - CORBELL - #5229	Completed	HOME	\$7,125.00	\$7,125.00	\$0.00
			831	DAL - QUINN - #5224	Completed	HOME	\$7,700.00	\$7,700.00	\$0.00
			832	DAL - KLOS - #5244	Completed	HOME	\$7,700.00	\$7,700.00	\$0.00
			833	DAL - LOUVIERE - #5243	Completed	HOME	\$10,600.00	\$10,600.00	\$0.00
			838	LARGO - FARKAS - #5239	Completed	HOME	\$2,450.00	\$2,450.00	\$0.00
			839	LARGO - LOGAN - #5241	Completed	HOME	\$8,800.00	\$8,800.00	\$0.00
			840	LARGO - WILLIAMS - #5240	Completed	HOME	\$9,333.00	\$9,333.00	\$0.00
			886	DAL - HUGHES - #5253	Completed	HOME	\$7,700.00	\$7,700.00	\$0.00
			887	DAL - KOWALSKI - #5254	Completed	HOME	\$7,057.00	\$7,057.00	\$0.00
			889	DAL - GRANT - #5258	Completed	HOME	\$7,700.00	\$7,700.00	\$0.00
			890	DAL - CONNOLLY - #5265	Completed	HOME	\$6,450.00	\$6,450.00	\$0.00
			891	DAL - TEABOUT - #5257	Completed	HOME	\$7,700.00	\$7,700.00	\$0.00
			892	DAL - WATSON - #5259	Completed	HOME	\$6,840.00	\$6,840.00	\$0.00
			893	DAL - MAAS - #5273	Completed	HOME	\$7,700.00	\$7,700.00	\$0.00
			894	DAL - MCKINLEY - #5272	Completed	HOME	\$2,300.00	\$2,300.00	\$0.00
			895	DAL - NICAJEVSKY - #5270	Completed	HOME	\$4,670.00	\$4,670.00	\$0.00
			896	DAL - SLY - #5271	Completed	HOME	\$7,200.00	\$7,200.00	\$0.00
			897	DAL - SHEARER - #5267	Completed	HOME	\$10,000.00	\$10,000.00	\$0.00
			898	DAL - ANDRE - #5278	Completed	HOME	\$3,560.00	\$3,560.00	\$0.00
			899	DAL - BEAM - #5282	Completed	HOME	\$7,700.00	\$7,700.00	\$0.00
			900	DAL - FAIRCHILD - #5280	Completed	HOME	\$7,700.00	\$7,700.00	\$0.00
			901	DAL - GALE - #5279	Completed	HOME	\$6,716.00	\$6,716.00	\$0.00
			902	DAL - VOUVALIS/RUSSO - #5281	Completed	HOME	\$7,700.00	\$7,700.00	\$0.00
			904	DAL - ELLIOTT - #5309	Completed	HOME	\$7,700.00	\$7,700.00	\$0.00

U.S. Department of Housing and Urban Development
Office of Community Planning and Development
Integrated Disbursement and Information System
List of Activities By Program Year And Project
PINELLAS COUNTY,FL

DATE: 12-28-15
TIME: 17:02
PAGE: 29

Plan Year	IDIS Project	Project	IDIS Activity ID	Activity Name	Activity Status	Program	Funded Amount	Draw Amount	Balance
1999	3	Home Ownership Opportunities	905	DAL - GOULD - #5303	Completed	HOME	\$7,700.00	\$7,700.00	\$0.00
			906	DAL - LITTLE - #5301	Completed	HOME	\$7,700.00	\$7,700.00	\$0.00
			907	DAL - SCHRAMEK - #5304	Completed	HOME	\$7,700.00	\$7,700.00	\$0.00
			908	DAL - DAVIS - #5312	Completed	HOME	\$7,700.00	\$7,700.00	\$0.00
			909	DAL - MARTINEZ - #5313	Completed	HOME	\$7,500.00	\$7,500.00	\$0.00
			920	DAL - HOLMES - #5324	Completed	HOME	\$8,700.00	\$8,700.00	\$0.00
			921	DAL - BARANY - #5325	Completed	HOME	\$7,700.00	\$7,700.00	\$0.00
			950	DAL - CARINI - #5339	Completed	HOME	\$3,700.00	\$3,700.00	\$0.00
			951	LARGO - DUBE - #5341	Completed	HOME	\$4,975.00	\$4,975.00	\$0.00
			952	LARGO - KAY - #5342	Completed	HOME	\$7,500.00	\$7,500.00	\$0.00
			953	LARGO - AUSTIN - #5343	Completed	HOME	\$7,700.00	\$7,700.00	\$0.00
			954	LARGO - REID - #5344	Completed	HOME	\$7,350.00	\$7,350.00	\$0.00
			955	DAL - CUNNINGHAM - #5352	Completed	HOME	\$7,700.00	\$7,700.00	\$0.00
			956	DAL - RYAN - #5353	Completed	HOME	\$7,285.00	\$7,285.00	\$0.00
			957	DAL - ZBOROVSKI - #5354	Completed	HOME	\$7,700.00	\$7,700.00	\$0.00
			958	DAL - BONAWITZ - #5355	Completed	HOME	\$7,700.00	\$7,700.00	\$0.00
			959	DAL - EARLEY - #5356	Completed	HOME	\$7,700.00	\$7,700.00	\$0.00
			960	DAL - FERRAND - #5365	Completed	HOME	\$7,700.00	\$7,700.00	\$0.00
			961	DAL - BURGMAIER - #5368	Completed	HOME	\$7,700.00	\$7,700.00	\$0.00
			962	DAL - HOUZE - #5370	Completed	HOME	\$7,550.00	\$7,550.00	\$0.00
			963	DAL - HOOKER - #5374	Completed	HOME	\$7,700.00	\$7,700.00	\$0.00
			964	LARGO - FEDUCCIA - #5378	Completed	HOME	\$7,700.00	\$7,700.00	\$0.00
			965	DAL - JOHNS - #5381	Completed	HOME	\$7,700.00	\$7,700.00	\$0.00
			966	DAL - NEAL - #5382	Completed	HOME	\$7,700.00	\$7,700.00	\$0.00
			967	DAL - FILMON - #5389	Completed	HOME	\$7,700.00	\$7,700.00	\$0.00
			975	DAL - MOORE - #5395	Completed	HOME	\$7,700.00	\$7,700.00	\$0.00
			976	LARGO - FARBO - #5386	Completed	HOME	\$7,700.00	\$7,700.00	\$0.00
			977	LARGO - VAN OSTENBRIDGE - #5387	Completed	HOME	\$6,400.00	\$6,400.00	\$0.00
			978	LARGO - CONNER - #5388	Completed	HOME	\$7,390.00	\$7,390.00	\$0.00
			979	DAL - MURRAY - #5394	Completed	HOME	\$4,380.00	\$4,380.00	\$0.00
			980	DAL - RIVERA - #5401	Completed	HOME	\$7,700.00	\$7,700.00	\$0.00
			981	DAL - JACKSON - #5398	Completed	HOME	\$7,700.00	\$7,700.00	\$0.00
			982	DAL - O'CONNOR - #5402	Completed	HOME	\$7,700.00	\$7,700.00	\$0.00
		Project Total					\$720,155.36	\$720,155.36	\$0.00
4		Demolition and Clearance	750	DEMO - 2234 BASKINS CROSSING RD	Completed	CDBG	\$2,058.81	\$2,058.81	\$0.00
			757	DEMO - 12960 125TH ST N	Completed	CDBG	\$4,799.24	\$4,799.24	\$0.00
			807	DEMO - 355 MANN CT, DN	Completed	CDBG	\$3,854.77	\$3,854.77	\$0.00
			853	DEMO - 128TH AVE N (DANSVILLE)	Completed	CDBG	\$4,448.70	\$4,448.70	\$0.00
			858	DEMO - WIND TREE AREA CLEANUP	Completed	CDBG	\$2,057.24	\$2,057.24	\$0.00

U.S. Department of Housing and Urban Development
Office of Community Planning and Development
Integrated Disbursement and Information System
List of Activities By Program Year And Project
PINELLAS COUNTY,FL

DATE: 12-28-15
TIME: 17:02
PAGE: 30

Plan Year	IDIS Project	Project	IDIS Activity ID	Activity Name	Activity Status	Program	Funded Amount	Draw Amount	Balance
1999	4	Demolition and Clearance	871	DEMO - 115 E. LIME ST	Completed	CDBG	\$3,270.74	\$3,270.74	\$0.00
			872	DEMO - 433 EAST BOYER	Completed	CDBG	\$1,215.20	\$1,215.20	\$0.00
			873	DEMO - 633 LEVIS AVE, TS	Completed	CDBG	\$4,019.07	\$4,019.07	\$0.00
			874	DEMO - BLOCK OF GROSSE, TS	Completed	CDBG	\$1,248.42	\$1,248.42	\$0.00
			875	DEMO - 635 LEVIS AVE	Completed	CDBG	\$2,790.10	\$2,790.10	\$0.00
			876	DEMO - LIVE OAK AND HIBISCUS,TS	Completed	CDBG	\$2,338.87	\$2,338.87	\$0.00
			877	DEMO - NE CORNER OF GROSSE AND HARRISON	Completed	CDBG	\$3,598.07	\$3,598.07	\$0.00
			923	DEMO - 209 E ORANGE ST	Completed	CDBG	\$9,517.33	\$9,517.33	\$0.00
			937	DEMO - 256 SCOTLAND ST, DN	Completed	CDBG	\$5,000.00	\$5,000.00	\$0.00
			938	DANSVILLE/RIDGECREST AREA CLEANUP	Completed	CDBG	\$6,124.00	\$6,124.00	\$0.00
			968	DEMO - 19201 GULF BLVD, IS	Completed	CDBG	\$5,000.00	\$5,000.00	\$0.00
			969	DEMO - 371 MAIN ST, DN	Completed	CDBG	\$4,000.00	\$4,000.00	\$0.00
			1020	DEMO - 5140 69TH AV. N., PPK	Completed	CDBG	\$3,926.42	\$3,926.42	\$0.00
			1021	DEMO - 612 LINCOLN AV., TS	Completed	CDBG	\$2,841.45	\$2,841.45	\$0.00
			1022	DEMO - 718 NORTH AV., TS	Completed	CDBG	\$4,984.98	\$4,984.98	\$0.00
			1023	DEMO - 13071 119TH ST. N.	Completed	CDBG	\$4,999.94	\$4,999.94	\$0.00
			1055	DEMO - 111 CHESTNUT CIR, SH	Completed	CDBG	\$4,999.63	\$4,999.63	\$0.00
			1077	HIGHPOINT STORAGE BUILDINGS	Completed	CDBG	\$2,614.70	\$2,614.70	\$0.00
			1097	DEMO - 13273 OAK ST. DANSVILLE	Completed	CDBG	\$4,639.56	\$4,639.56	\$0.00
			1098	DEMO - 13302 OAK ST. DANSVILLE	Completed	CDBG	\$5,451.18	\$5,451.18	\$0.00
			1103	CLEARANCE FOR'S LOT	Completed	CDBG	\$4,999.72	\$4,999.72	\$0.00
			1163	DEMO - 19119 2ND STR, IS	Completed	CDBG	\$5,000.00	\$5,000.00	\$0.00
			1172	DEMO/226 S. GROSSE, TS	Completed	CDBG	\$2,764.48	\$2,764.48	\$0.00
			1173	DEMO/128 E LIME ST, TS	Completed	CDBG	\$3,724.59	\$3,724.59	\$0.00
			1184	DEMO - 12717 132ND AV.	Completed	CDBG	\$2,361.46	\$2,361.46	\$0.00
			1194	E L TREVENA, INC - #CD99DEM26	Completed	CDBG	\$4,997.44	\$4,997.44	\$0.00
			1198	DEMO - 520/520.5 SKINNER BLVD	Completed	CDBG	\$4,955.41	\$4,955.41	\$0.00
			1206	DEMO - 12717-132 AVE N	Completed	CDBG	\$4,999.92	\$4,999.92	\$0.00
			1227	CD99DEM27 - TREVENA	Completed	CDBG	\$3,773.23	\$3,773.23	\$0.00
			1242	DEMO - 607 VIRGINIA ST	Completed	CDBG	\$3,297.98	\$3,297.98	\$0.00
			1348	DEMO - 434, 434 1/2 & 440 SKINNER BLVD	Completed	CDBG	\$4,999.88	\$4,999.88	\$0.00
			1425	DEMO - 526 SOUTH LINCOLN AVENUE	Completed	CDBG	\$1,076.89	\$1,076.89	\$0.00
			1696	CFP 809 MAIN ST	Completed	CDBG	\$4,000.00	\$4,000.00	\$0.00
		Project Total					\$150,749.42	\$150,749.42	\$0.00
5		Greater Ridgcrest Area Neighborhood	836	RIDGECREST - STR S OF ULMERTON	Completed	CDBG	\$388,804.47	\$388,804.47	\$0.00
			848	GRA NEWS LETTER DISTRIBUTION	Completed	CDBG	\$2,000.00	\$2,000.00	\$0.00
			864	RIDGECREST STREET LIGHTING	Completed	CDBG	\$10,376.00	\$10,376.00	\$0.00
			936	YMCA/OMNI DESIGN FOR FIELDS	Completed	CDBG	\$169,972.74	\$169,972.74	\$0.00
		Project Total					\$571,153.21	\$571,153.21	\$0.00

U.S. Department of Housing and Urban Development
Office of Community Planning and Development
Integrated Disbursement and Information System
List of Activities By Program Year And Project
PINELLAS COUNTY,FL

DATE: 12-28-15
TIME: 17:02
PAGE: 31

Plan Year	IDIS Project	Project	IDIS Activity ID	Activity Name	Activity Status	Program	Funded Amount	Draw Amount	Balance
1999	6	Public Infrastructure	869	CITY OF DUNEDIN STREETSCAPE	Completed	CDBG	\$200,000.00	\$200,000.00	\$0.00
			941	INDIAN ROCKS BEACH - STREETSCAPE	Completed	CDBG	\$200,000.00	\$200,000.00	\$0.00
			1092	MADIERA BEACH STREETSCAPE	Completed	CDBG	\$300,000.00	\$300,000.00	\$0.00
		Project Total					\$700,000.00	\$700,000.00	\$0.00
1999	7	Rehabilitation of Commercial Properties	763	CFP - CAFE/RESTURANT 680 MAIN ST	Completed	CDBG	\$2,860.00	\$2,860.00	\$0.00
			800	CFP - DRAKE APTS UNIT B	Completed	CDBG	\$2,000.00	\$2,000.00	\$0.00
			801	CFP - DRAKE APTS UNIT A	Completed	CDBG	\$2,000.00	\$2,000.00	\$0.00
			802	CFP - DRAKE APTS UNIT C	Completed	CDBG	\$3,000.00	\$3,000.00	\$0.00
			808	CFP - TAYLOR ARCADE	Completed	CDBG	\$1,016.20	\$1,016.20	\$0.00
			811	CFP - BOX CAR	Completed	CDBG	\$1,540.00	\$1,540.00	\$0.00
			812	CFP - RETAIL/OFFICE SH	Completed	CDBG	\$3,000.00	\$3,000.00	\$0.00
			857	CFP - RESTURANT/RETAIL	Completed	CDBG	\$4,000.00	\$4,000.00	\$0.00
			861	CFP - CAFE ALFRESCO	Completed	CDBG	\$2,700.00	\$2,700.00	\$0.00
			870	CFP - INSIDE OUT GRP, INC.	Completed	CDBG	\$3,000.00	\$3,000.00	\$0.00
			916	CFP - GRAPHIC DESIGN STUDIO	Completed	CDBG	\$4,000.00	\$4,000.00	\$0.00
			939	CFP - AUTO REPR GAR	Completed	CDBG	\$4,000.00	\$4,000.00	\$0.00
			940	CFP - KELLY'S RESTURANT	Completed	CDBG	\$2,000.00	\$2,000.00	\$0.00
			970	CFP - BIBA BAR & GRILL	Completed	CDBG	\$4,000.00	\$4,000.00	\$0.00
			973	CFP - LEARNING ZONE	Completed	CDBG	\$5,000.00	\$5,000.00	\$0.00
			1034	CFP - WEISS	Completed	CDBG	\$5,000.00	\$5,000.00	\$0.00
			1035	CFP - ART GALLERY	Completed	CDBG	\$5,000.00	\$5,000.00	\$0.00
			1036	CFP - MEDICAL SERVICES	Completed	CDBG	\$3,000.00	\$3,000.00	\$0.00
			1037	CFP - HAIR SALON	Completed	CDBG	\$3,000.00	\$3,000.00	\$0.00
			1072	CFP - WELLNESS CENTER	Completed	CDBG	\$4,000.00	\$4,000.00	\$0.00
			1111	CFP - FOREVER FLORIDA	Completed	CDBG	\$4,000.00	\$4,000.00	\$0.00
			1112	CFP - BLUENOSE MOTEL	Completed	CDBG	\$2,000.00	\$2,000.00	\$0.00
			1131	CFP - CREATIVE THOUGHTS	Completed	CDBG	\$3,000.00	\$3,000.00	\$0.00
			1132	CFP - ON THE AVENUE	Completed	CDBG	\$3,000.00	\$3,000.00	\$0.00
			1133	CFP - RETAIL SHOPS 715-737 BROADWAY	Completed	CDBG	\$1,467.50	\$1,467.50	\$0.00
			1151	CFP - GREGORY'S SALON	Completed	CDBG	\$3,520.18	\$3,520.18	\$0.00
			1157	CFP - BLACK PEARL	Completed	CDBG	\$725.00	\$725.00	\$0.00
			1160	CFP - 360 SCOTLAND	Completed	CDBG	\$3,920.00	\$3,920.00	\$0.00
			1161	CFP - RETAIL 362 SCOTLAND	Completed	CDBG	\$3,000.00	\$3,000.00	\$0.00
			1162	CFP - RETAIL 364 SCOTLAND	Completed	CDBG	\$2,000.00	\$2,000.00	\$0.00
			1185	CFP-DICUS BUILDING	Completed	CDBG	\$746.50	\$746.50	\$0.00
			1186	CFP - ESPEY PROPERTIES	Completed	CDBG	\$466.25	\$466.25	\$0.00
			1193	CFP - PHILLIPPI	Completed	CDBG	\$2,998.50	\$2,998.50	\$0.00
			1197	CFP -JEFF MOORE	Completed	CDBG	\$3,000.00	\$3,000.00	\$0.00
			1202	CD99CFP24 - GAYTON	Completed	CDBG	\$2,084.07	\$2,084.07	\$0.00

U.S. Department of Housing and Urban Development
Office of Community Planning and Development
Integrated Disbursement and Information System
List of Activities By Program Year And Project
PINELLAS COUNTY,FL

DATE: 12-28-15
TIME: 17:02
PAGE: 32

Plan Year	IDIS Project	Project	IDIS Activity ID	Activity Name	Activity Status	Program	Funded Amount	Draw Amount	Balance
1999	7	Rehabilitation of Commercial Properties	1207	CD99CFP25 - DOUGLAS WALLACE	Completed	CDBG	\$2,680.75	\$2,680.75	\$0.00
			1215	CD99CFP26 - KLONARIS	Canceled	CDBG	\$0.00	\$0.00	\$0.00
			1216	CD99CFP30 - SHAPIRO	Completed	CDBG	\$2,000.00	\$2,000.00	\$0.00
			1220	CD99CFP36 - CFP - STINNETTE	Completed	CDBG	\$4,000.00	\$4,000.00	\$0.00
			1241	CD99CFP35 - BENJAMIN BOKAY'S	Completed	CDBG	\$3,801.85	\$3,801.85	\$0.00
			1262	CD99CFP27 - TZEKAS, 915 MAIN ST	Completed	CDBG	\$2,000.00	\$2,000.00	\$0.00
			1275	CD99CFP34 - 10699 GULF BLVD	Completed	CDBG	\$1,445.00	\$1,445.00	\$0.00
			1315	CD99CFP19 - 737 MAIN STREET	Completed	CDBG	\$5,000.00	\$5,000.00	\$0.00
			1351	CD99CFP27 - 636 SKINNER BLVD	Completed	CDBG	\$3,000.00	\$3,000.00	\$0.00
			1455	CD99CFP28 - IRIS AND IVY INC.	Completed	CDBG	\$1,512.50	\$1,512.50	\$0.00
		Project Total					\$125,484.30	\$125,484.30	\$0.00
	8	Public Facilities	799	ALPHA "A BEGINNING" INC. REHABILITATION	Completed	CDBG	\$32,800.00	\$32,800.00	\$0.00
			859	PCVI- PIN CTR VISUALLY IMPAIRED REHAB	Completed	CDBG	\$82,343.69	\$82,343.69	\$0.00
			881	SAFETY HARBOR - ADA RESTROOMS	Completed	CDBG	\$80,000.00	\$80,000.00	\$0.00
			1014	PEHMS REHABILITATION	Completed	CDBG	\$22,590.00	\$22,590.00	\$0.00
			1026	RCS - THE HAVEN	Completed	ESG	\$13,573.00	\$13,573.00	\$0.00
			1113	HEP COMMUNITY BUILDING	Completed	CDBG	\$75,000.00	\$75,000.00	\$0.00
			1183	CITY OF PINELLAS PARK - #CD99PPK	Completed	CDBG	\$50,000.00	\$50,000.00	\$0.00
			1314	CD99HPPK - SUNCOAST FAMILY YMCA'S	Completed	CDBG	\$108,658.52	\$108,658.52	\$0.00
		Project Total					\$464,965.21	\$464,965.21	\$0.00
	9	Shelter Operations and Services	760	MUSTARD SEED - SALARIES	Completed	CDBG	\$92,357.88	\$92,357.88	\$0.00
			767	CLW HOMELESS INTERV PROJ - OPERATING	Completed	ESG	\$17,822.74	\$17,822.74	\$0.00
			768	CLW HOMELESS INTERV PROJ - SERVICES	Completed	ESG	\$17,105.00	\$17,105.00	\$0.00
			814	HOMELESS EMERG PROJ - OPERATIONS	Completed	ESG	\$25,000.00	\$25,000.00	\$0.00
			815	YWCA FAMILY VILLAGE - OPERATIONS	Completed	ESG	\$5,983.28	\$5,983.28	\$0.00
			816	YWCA FAMILY VILLAGE - SERVICES	Completed	ESG	\$18,609.00	\$18,609.00	\$0.00
			882	QUEST INN - OPERATING COST	Completed	ESG	\$15,000.00	\$15,000.00	\$0.00
		Project Total					\$191,877.90	\$191,877.90	\$0.00
	10	Public Services	747	HIGH POINT NEIGHBORS - OPERATIONS	Completed	CDBG	\$12,000.00	\$12,000.00	\$0.00
			752	RIDGECREST OMNI CTR RECREATION PROG	Completed	CDBG	\$19,889.16	\$19,889.16	\$0.00
			759	COMM SERV FOUND - CENT HSNG SERV	Completed	CDBG	\$41,951.00	\$41,951.00	\$0.00
			766	PINELLAS CARES - VOICE MAIL	Completed	CDBG	\$35,239.00	\$35,239.00	\$0.00
			795	HOME BUYER'S CLUB	Completed	CDBG	\$43,000.00	\$43,000.00	\$0.00
			805	WORKING CAPITAL FLORIDA	Completed	CDBG	\$44,200.00	\$44,200.00	\$0.00
			835	HELP FOR THE HARVEST - INSUL BLANKETS	Completed	CDBG	\$4,998.15	\$4,998.15	\$0.00
			924	PINELLAS HOMESTEAD PROJ LOAN PROCESSOR	Completed	CDBG	\$35,431.39	\$35,431.39	\$0.00
			971	STARS PROGRAM	Completed	CDBG	\$51,000.00	\$51,000.00	\$0.00
			972	YMCA RAINBOW VILLAGE AFTER SCHOOL CARE	Completed	CDBG	\$80,800.48	\$80,800.48	\$0.00
			974	CHORE SERVICES BY PIN. OPPORT COUNCIL	Completed	CDBG	\$15,000.00	\$15,000.00	\$0.00

U.S. Department of Housing and Urban Development
Office of Community Planning and Development
Integrated Disbursement and Information System
List of Activities By Program Year And Project
PINELLAS COUNTY,FL

DATE: 12-28-15
TIME: 17:02
PAGE: 33

Plan Year	IDIS Project	Project	IDIS Activity ID	Activity Name	Activity Status	Program	Funded Amount	Draw Amount	Balance
1999	10	Public Services	1175	N/A	Canceled	CDBG	\$0.00	\$0.00	\$0.00
		Project Total					\$383,509.18	\$383,509.18	\$0.00
	12	Administration	786	CDBG ADMINISTRATION 99/00	Completed	CDBG	\$805,470.20	\$805,470.20	\$0.00
			787	ESG ADMINISTRATION 99/00	Completed	ESG	\$6,000.00	\$6,000.00	\$0.00
			788	HOME ADMINISTRATION 99/00	Completed	HOME	\$95,888.43	\$95,888.43	\$0.00
		Project Total					\$907,358.63	\$907,358.63	\$0.00
						CDBG	\$4,033,014.20	\$4,033,014.20	\$0.00
						ESG	\$119,093.02	\$119,093.02	\$0.00
						HOME	\$1,103,566.94	\$1,103,566.94	\$0.00
		Program Total					\$5,255,674.16	\$5,255,674.16	\$0.00
	1999 Total								
2000	45	Administration	987	CDBG ADMINISTRATION - 00/01	Completed	CDBG	\$831,039.66	\$831,039.66	\$0.00
			988	ESG - ADMINISTRATION	Completed	ESG	\$6,100.00	\$6,100.00	\$0.00
			989	HOME - ADMINISTRATION	Completed	HOME	\$193,259.64	\$193,259.64	\$0.00
			1046	CDBG - PORTFOLIO ADMIN AND MISC FEES	Completed	CDBG	\$19,805.75	\$19,805.75	\$0.00
			1047	HOME - PORTFOLIO ADMIN AND MISC FEES	Completed	HOME	\$5,383.67	\$5,383.67	\$0.00
			1208	HOME - LARGO AMMINISTRATION - 00/01	Completed	HOME	\$6,800.76	\$6,800.76	\$0.00
		Project Total					\$1,062,389.48	\$1,062,389.48	\$0.00
	46	Greater Ridgecrest Area Neighborhood	1012	RIDGECREST PAINT PROGRAM	Completed	CDBG	\$10,399.28	\$10,399.28	\$0.00
			1013	GREATER RIDGECREST AREA MISCELLANEOUS	Completed	CDBG	\$2,115.89	\$2,115.89	\$0.00
			1019	GRA NEWSLETTER	Completed	CDBG	\$2,800.00	\$2,800.00	\$0.00
			1192	GRA UNDERGROUND STREET LIGHTS	Completed	CDBG	\$5,673.00	\$5,673.00	\$0.00
			1255	PRIVACY FENCE - 119TH STREET	Completed	CDBG	\$16,348.00	\$16,348.00	\$0.00
			1320	119TH STREET HIGHWAY LAND FILL	Completed	CDBG	\$17,472.41	\$17,472.41	\$0.00
			1382	CD01GRATPI - GRA TRIANGLE PROPERTY IMP.	Completed	CDBG	\$23,160.56	\$23,160.56	\$0.00
		Project Total					\$77,969.14	\$77,969.14	\$0.00
	48	Dansville	1015	DANSVILLE NDC OPERATIONS	Completed	CDBG	\$79,754.65	\$79,754.65	\$0.00
		Project Total					\$79,754.65	\$79,754.65	\$0.00
	49	Public Infrastructure	1130	TARPON SPRINGS SAFFORD/MLK DESIGN	Completed	CDBG	\$83,925.76	\$83,925.76	\$0.00
			1155	SAFETY HARBOR GAZEBO	Completed	CDBG	\$100,000.00	\$100,000.00	\$0.00
			1156	TREASURE ISLAND - STREETSCAPE	Completed	CDBG	\$300,000.00	\$300,000.00	\$0.00
			1189	CD00PPK - PINELLAS PARK - STREETSCAPE	Completed	CDBG	\$174,829.00	\$174,829.00	\$0.00
		Project Total					\$658,754.76	\$658,754.76	\$0.00
	50	Public Facilities	1114	OLDSMAR SENIOR CENTER	Completed	CDBG	\$166,525.23	\$166,525.23	\$0.00
			1159	OMNI GROUNDS	Completed	CDBG	\$2,411,060.45	\$2,411,060.45	\$0.00
		Project Total					\$2,577,585.68	\$2,577,585.68	\$0.00
	51	Shelter Operations and Services	1017	TURNING POINT OPERATIONS	Completed	CDBG	\$100,000.00	\$100,000.00	\$0.00
			1024	CHIP OPERATIONS	Completed	ESG	\$19,948.00	\$19,948.00	\$0.00
			1025	MUSTARD SEED CRIMINAL JUSTICE OUTREACH	Completed	ESG	\$13,400.00	\$13,400.00	\$0.00

U.S. Department of Housing and Urban Development
Office of Community Planning and Development
Integrated Disbursement and Information System
List of Activities By Program Year And Project
PINELLAS COUNTY,FL

DATE: 12-28-15
TIME: 17:02
PAGE: 34

Plan Year	IDIS Project	Project	IDIS Activity ID	Activity Name	Activity Status	Program	Funded Amount	Draw Amount	Balance
2000	51	Shelter Operations and Services	1056	PINELLAS CARES - VOICE MAIL SALARY	Completed	ESG	\$11,808.00	\$11,808.00	\$0.00
			1057	RCS - GRACE HOUSE OPERATIONS	Completed	CDBG	\$0.00	\$0.00	\$0.00
						ESG	\$19,500.00	\$19,500.00	\$0.00
			1115	HEP UTILITIES	Completed	ESG	\$20,406.98	\$20,406.98	\$0.00
			1135	QUEST INN OPERATIONS	Completed	ESG	\$15,000.00	\$15,000.00	\$0.00
			1158	RCS - THE HAVEN	Completed	CDBG	\$200,000.00	\$200,000.00	\$0.00
			1177	RCS - THE HAVEN	Canceled	CDBG	\$0.00	\$0.00	\$0.00
			1195	FAMILY RESOURCES -	Completed	ESG	\$16,744.00	\$16,744.00	\$0.00
						HOME	\$0.00	\$0.00	\$0.00
			Project Total				\$416,806.98	\$416,806.98	\$0.00
	52	Public Services	1016	COMMUNITY SERVICE FOUNDATION	Completed	CDBG	\$31,632.00	\$31,632.00	\$0.00
			1078	POC - CHORE SERVICES	Completed	CDBG	\$15,000.00	\$15,000.00	\$0.00
			1093	PEER TO PEER LENDING PROGRAM	Completed	CDBG	\$30,600.00	\$30,600.00	\$0.00
			Project Total				\$77,232.00	\$77,232.00	\$0.00
	54	RENTAL PROPERTY IMPROVEMENT	1071	PORTFOLIO MANAGEMENT	Completed	CDBG	\$450.68	\$450.68	\$0.00
			1094	RPI - SPENCER - #5359	Completed	CDBG	\$27,000.00	\$27,000.00	\$0.00
			1095	RPI - BRAND - #5391	Completed	CDBG	\$6,600.00	\$6,600.00	\$0.00
			1099	RPI - TENDEIRO - #5413	Completed	CDBG	\$10,600.00	\$10,600.00	\$0.00
			1100	RPI - WINDON - #5482	Completed	CDBG	\$5,850.00	\$5,850.00	\$0.00
			1117	RPI - AFFORDABLE HSG, INC - #5340	Completed	CDBG	\$62,740.33	\$62,740.33	\$0.00
			1118	RPI - WINE - #5475	Completed	CDBG	\$9,000.00	\$9,000.00	\$0.00
			1122	RPI - WALLACE - #5357	Completed	CDBG	\$56,000.00	\$56,000.00	\$0.00
			1123	RPI - CRAVEN - #5250	Completed	CDBG	\$8,500.00	\$8,500.00	\$0.00
			1139	RPI - HOLSTEIN - #5310	Canceled	CDBG	\$0.00	\$0.00	\$0.00
			1182	RPI - CHEATTLE - #5573	Completed	CDBG	\$4,600.00	\$4,600.00	\$0.00
			1203	RPI - ROBERTSON, TRE - #5642	Completed	CDBG	\$4,921.16	\$4,921.16	\$0.00
			1204	RPI - TOTH - #5570	Completed	CDBG	\$9,287.15	\$9,287.15	\$0.00
			1205	RPI - GLISSON - #5569	Completed	CDBG	\$6,200.00	\$6,200.00	\$0.00
			1276	RPI - DIXON - #5624	Completed	CDBG	\$18,000.00	\$18,000.00	\$0.00
			1313	RPI - RATLIFF - #5747	Completed	CDBG	\$17,000.00	\$17,000.00	\$0.00
			Project Total				\$246,749.32	\$246,749.32	\$0.00
	55	DIRECT HOMEBUYER ASSISTANCE / TBCDC	990	TBCDC - CONLEY - 5405	Completed	HOME	\$7,700.00	\$7,700.00	\$0.00
			991	TBCDC - MAHONEY - #5410	Completed	HOME	\$7,050.00	\$7,050.00	\$0.00
			992	TBCDC - HAYES - 5415	Completed	HOME	\$7,700.00	\$7,700.00	\$0.00
			993	TBCDC - WEDDERBURN - #5429	Completed	HOME	\$3,240.00	\$3,240.00	\$0.00
			994	TBCDC - BANFIELD - #5430	Completed	HOME	\$7,400.00	\$7,400.00	\$0.00
			995	TBCDC - GRACHECK - 5432	Completed	HOME	\$7,700.00	\$7,700.00	\$0.00
			996	TBCDC - MEAGHER - #5434	Completed	HOME	\$11,416.90	\$11,416.90	\$0.00
			997	TBCDC - PEACOE - #5451	Completed	HOME	\$4,200.00	\$4,200.00	\$0.00

U.S. Department of Housing and Urban Development
Office of Community Planning and Development
Integrated Disbursement and Information System
List of Activities By Program Year And Project
PINELLAS COUNTY,FL

DATE: 12-28-15
TIME: 17:02
PAGE: 35

Plan Year	IDIS Project	Project	IDIS Activity ID	Activity Name	Activity Status	Program	Funded Amount	Draw Amount	Balance
2000	55	DIRECT HOMEBUYER ASSISTANCE / TBCDC	998	TBCDC - BONILLA - #5452	Completed	HOME	\$4,720.00	\$4,720.00	\$0.00
			999	TBCDC - PEREZ - #5453	Completed	HOME	\$7,700.00	\$7,700.00	\$0.00
			1000	TBCDC - PAPADOPOULOS - #5454	Completed	HOME	\$7,700.00	\$7,700.00	\$0.00
			1001	TBCDC - WHOOLERY - #5455	Completed	HOME	\$3,250.00	\$3,250.00	\$0.00
			1002	TBCDC - WILES - #5456	Completed	HOME	\$4,570.00	\$4,570.00	\$0.00
			1003	TBCDC - BEATTIE - #5457	Completed	HOME	\$7,100.00	\$7,100.00	\$0.00
			1004	TBCDC - MARROCCO - #5459	Completed	HOME	\$7,700.00	\$7,700.00	\$0.00
			1005	TBCDC - RUSH - #5460	Completed	HOME	\$7,700.00	\$7,700.00	\$0.00
			1006	TBCDC - BLISS - #5463	Completed	HOME	\$6,850.00	\$6,850.00	\$0.00
			1007	TBCDC - GRAF - #5467	Completed	HOME	\$7,700.00	\$7,700.00	\$0.00
			1008	TBCDC - LARKIN - #5469	Completed	HOME	\$6,800.00	\$6,800.00	\$0.00
			1009	TBCDC - PYTLARZ - #5470	Completed	HOME	\$7,700.00	\$7,700.00	\$0.00
			1010	TBCDC - MCMULLEN - #5471	Completed	HOME	\$7,700.00	\$7,700.00	\$0.00
			1011	TBCDC - BROOKS - #5472	Completed	HOME	\$7,700.00	\$7,700.00	\$0.00
			1059	TBCDC - BARTLETT - #5476	Completed	HOME	\$7,700.00	\$7,700.00	\$0.00
			1060	TBCDC - VILLEGAS - #5480	Completed	HOME	\$6,700.00	\$6,700.00	\$0.00
			1061	TBCDC - DUPEIRE - #5477	Completed	HOME	\$7,250.00	\$7,250.00	\$0.00
			1062	TBCDC - KADNER - #5478	Completed	HOME	\$3,325.00	\$3,325.00	\$0.00
			1063	TBCDC - TAYLOR - #5479	Completed	HOME	\$7,700.00	\$7,700.00	\$0.00
			1079	TBCDC - POUNTNEY - #5520	Completed	HOME	\$7,700.00	\$7,700.00	\$0.00
			1082	TBCDC - NEWTON - #5515	Completed	HOME	\$7,700.00	\$7,700.00	\$0.00
			1083	TBCDC - WILSON - #5514	Completed	HOME	\$5,100.00	\$5,100.00	\$0.00
			1084	TBCDC - PHYTHIAN - #5509	Completed	HOME	\$7,110.00	\$7,110.00	\$0.00
			1085	TBCDC - NADEAU - #5513	Completed	HOME	\$7,700.00	\$7,700.00	\$0.00
			1086	TBCDC - GLUCK - #5512	Completed	HOME	\$7,700.00	\$7,700.00	\$0.00
			1087	TBCDC - MILLER - #5511	Completed	HOME	\$7,700.00	\$7,700.00	\$0.00
			1088	TBCDC - HURDLE - #5510	Completed	HOME	\$3,220.00	\$3,220.00	\$0.00
			1090	TBCDC - DUKE - #5529	Completed	HOME	\$7,700.00	\$7,700.00	\$0.00
			1096	TBCDC - BELL - #5524	Completed	HOME	\$7,700.00	\$7,700.00	\$0.00
			1101	TBCDC - SAUTER - #5554	Completed	HOME	\$7,700.00	\$7,700.00	\$0.00
			1102	TBCDC - ZUFALL - #5533	Completed	HOME	\$7,700.00	\$7,700.00	\$0.00
			1104	TBCDC - HUNTINGTON - #5548	Completed	HOME	\$7,700.00	\$7,700.00	\$0.00
			1105	TBCDC - SLANEY - #5550	Completed	HOME	\$5,700.00	\$5,700.00	\$0.00
			1106	TBCDC - DUFFY - #5543	Completed	HOME	\$7,612.00	\$7,612.00	\$0.00
			1108	TBCDC - CONRAD - #5534	Completed	HOME	\$7,700.00	\$7,700.00	\$0.00
			1110	TBCDC - BRUNER - #5549	Completed	HOME	\$7,700.00	\$7,700.00	\$0.00
			1125	TBCDC - CAMPO - 5559	Completed	CDBG	\$0.00	\$0.00	\$0.00
						HOME	\$7,700.00	\$7,700.00	\$0.00
			1126	TBCDC - BEYNON - #5558	Completed	HOME	\$7,700.00	\$7,700.00	\$0.00

U.S. Department of Housing and Urban Development
Office of Community Planning and Development
Integrated Disbursement and Information System
List of Activities By Program Year And Project
PINELLAS COUNTY,FL

DATE: 12-28-15
TIME: 17:02
PAGE: 36

Plan Year	IDIS Project	Project	IDIS Activity ID	Activity Name	Activity Status	Program	Funded Amount	Draw Amount	Balance
2000	55	DIRECT HOMEBUYER ASSISTANCE / TBCDC	1127	TBCDC - JONES - #5560	Completed	HOME	\$7,700.00	\$7,700.00	\$0.00
			1128	TBCDC - JOHNSON - #5561	Completed	HOME	\$7,700.00	\$7,700.00	\$0.00
			1129	TBCDC - KROEKER - #5564	Completed	HOME	\$4,630.00	\$4,630.00	\$0.00
			1137	TBCDC - SCHOTT - #5566	Completed	HOME	\$7,700.00	\$7,700.00	\$0.00
			1140	TBCDC - GIBBUD - #5572	Completed	HOME	\$7,700.00	\$7,700.00	\$0.00
			1141	TBCDC - MAHON - #5207	Completed	HOME	\$3,940.00	\$3,940.00	\$0.00
			1142	TBCDC - ANDERSON - #5576	Completed	HOME	\$7,700.00	\$7,700.00	\$0.00
			1143	TBCDC - CLARKE - #5575	Completed	HOME	\$7,300.00	\$7,300.00	\$0.00
			1144	TBCDC - DI PAOLO - #5581	Completed	HOME	\$7,400.00	\$7,400.00	\$0.00
			1145	TBCDC - MARRILLIA - #5585	Completed	HOME	\$7,700.00	\$7,700.00	\$0.00
			1146	TBCDC - RIVAS - #5580	Completed	HOME	\$7,700.00	\$7,700.00	\$0.00
			1147	TBCDC - GREEN - #5591	Completed	HOME	\$7,700.00	\$7,700.00	\$0.00
			1148	TBCDC - MARYCH - #5593	Completed	HOME	\$7,700.00	\$7,700.00	\$0.00
			1153	TBCDC - MCFARLAND - #5595	Completed	HOME	\$7,700.00	\$7,700.00	\$0.00
			1154	TBCDC - DAVIS - #5596	Completed	HOME	\$7,700.00	\$7,700.00	\$0.00
			1164	TBCDC - BROUCINEK - #5599	Completed	HOME	\$7,700.00	\$7,700.00	\$0.00
			1165	TBCDC - AYOTTE - #5600	Completed	HOME	\$7,700.00	\$7,700.00	\$0.00
			1166	TBCDC - COLSTON - #5601	Completed	HOME	\$7,700.00	\$7,700.00	\$0.00
			1167	TBCDC - DUFF - #5602	Completed	HOME	\$3,670.00	\$3,670.00	\$0.00
			1168	TBCDC - POWELL - #5603	Completed	HOME	\$7,700.00	\$7,700.00	\$0.00
			1169	TBCDC - HOSTETLER - #5604	Completed	HOME	\$7,700.00	\$7,700.00	\$0.00
			1170	TBCDC - OLSEN - #5605	Completed	HOME	\$7,700.00	\$7,700.00	\$0.00
			1171	TBCDC - CHAJJADI - #5607	Completed	HOME	\$7,700.00	\$7,700.00	\$0.00
			1176	TBCDC - VIEGO - #5613	Completed	CDBG	\$4,050.00	\$4,050.00	\$0.00
			1178	TBCDC - JONES - #5614	Completed	CDBG	\$7,700.00	\$7,700.00	\$0.00
			1179	TBCDC - DALENA - #5615	Completed	CDBG	\$7,600.00	\$7,600.00	\$0.00
			1180	TBCDC - RAMIREZ - #5618	Completed	CDBG	\$5,645.00	\$5,645.00	\$0.00
			1181	TBCDC - BENSON - #5619	Completed	CDBG	\$7,700.00	\$7,700.00	\$0.00
		Project Total					\$518,748.90	\$518,748.90	\$0.00
	56	HOME BUYER CLUB	1018	HOMEBUYERS CLUB	Completed	CDBG	\$55,900.00	\$55,900.00	\$0.00
		Project Total					\$55,900.00	\$55,900.00	\$0.00
	58	DISABLED HOME BUYER PROGRAM - HOUSING FOR INDEPENDANCE	1064	HFI - MORIN - #5421	Completed	HOME	\$42,500.00	\$42,500.00	\$0.00
			1066	HFI - WILHELMI - #5422	Completed	HOME	\$42,500.00	\$42,500.00	\$0.00
			1069	HFI - DERUCHIE - #5461	Completed	HOME	\$34,750.00	\$34,750.00	\$0.00
			1074	HFI - CAPUANO - #4329	Completed	HOME	\$1,400.00	\$1,400.00	\$0.00
			1089	HFI - SCOTT - #5506	Completed	HOME	\$27,500.00	\$27,500.00	\$0.00
			1091	HFI - ROBESY - #5507	Completed	HOME	\$42,500.00	\$42,500.00	\$0.00
			1107	HFI - REILLY - #5542	Completed	HOME	\$37,000.00	\$37,000.00	\$0.00

U.S. Department of Housing and Urban Development
Office of Community Planning and Development
Integrated Disbursement and Information System
List of Activities By Program Year And Project
PINELLAS COUNTY,FL

DATE: 12-28-15
TIME: 17:02
PAGE: 37

Plan Year	IDIS Project	Project	IDIS Activity ID	Activity Name	Activity Status	Program	Funded Amount	Draw Amount	Balance
2000	58	DISABLED HOME BUYER PROGRAM - HOUSING FOR INDEPENDANCE	1124	HFI - SWANN - #5556	Completed	HOME	\$40,500.00	\$40,500.00	\$0.00
			1136	HFI - COOPER - #5571	Completed	HOME	\$38,500.00	\$38,500.00	\$0.00
		Project Total					\$307,150.00	\$307,150.00	\$0.00
	59	DISABLED HOME BUYER PROGRAM - PAL	1065	PAL - RYE - #5448	Completed	HOME	\$40,000.00	\$40,000.00	\$0.00
			1067	PAL - BENTON - #5449	Completed	HOME	\$40,000.00	\$40,000.00	\$0.00
			1068	PAL - JASSMANN - #5450	Completed	HOME	\$21,600.00	\$21,600.00	\$0.00
			1109	PAL - OVERMILLER - #5547	Completed	HOME	\$34,940.00	\$34,940.00	\$0.00
			1150	PAL - JAYCOX - #5592	Completed	HOME	\$40,500.00	\$40,500.00	\$0.00
			1174	PAL - GEIGER - #5612	Completed	HOME	\$40,000.00	\$40,000.00	\$0.00
			1190	PAL - HYDE - #5632	Completed	HOME	\$35,750.00	\$35,750.00	\$0.00
		Project Total					\$252,790.00	\$252,790.00	\$0.00
	60	SINGLE FAMILY REHAB - LARGO	1075	LARGO - BARNARD - #5413	Completed	HOME	\$14,810.72	\$14,810.72	\$0.00
			1149	LARGO - TIPPIT - #5562	Completed	HOME	\$8,512.50	\$8,512.50	\$0.00
			1187	LARGO - JOHNSON - #5586	Completed	HOME	\$19,562.80	\$19,562.80	\$0.00
		Project Total					\$42,886.02	\$42,886.02	\$0.00
	61	DOWN PAYMENT ASSISTANCE / LARGO	1058	LARGO - JONES - #5466	Completed	HOME	\$7,994.00	\$7,994.00	\$0.00
			1073	LARGO - KAUL - #5485	Completed	HOME	\$10,000.00	\$10,000.00	\$0.00
			1080	LARGO - FOUNTAIN - #5500	Completed	HOME	\$7,700.00	\$7,700.00	\$0.00
			1081	LARGO - SCHMITT - #5501	Completed	HOME	\$9,468.00	\$9,468.00	\$0.00
			1116	LARGO - SHOOK - #5526	Completed	HOME	\$7,700.00	\$7,700.00	\$0.00
			1138	LARGO - BARIC - #5568	Completed	HOME	\$7,700.00	\$7,700.00	\$0.00
			1209	LARGO - KING - #5659	Completed	HOME	\$7,340.00	\$7,340.00	\$0.00
			1210	LARGO - GLENNON - #5658	Completed	HOME	\$7,700.00	\$7,700.00	\$0.00
			1211	LARGO - WALSH - #5657	Completed	HOME	\$7,425.00	\$7,425.00	\$0.00
		Project Total					\$73,027.00	\$73,027.00	\$0.00
	Program Total					CDBG	\$4,957,485.96	\$4,957,485.96	\$0.00
						ESG	\$122,906.98	\$122,906.98	\$0.00
						HOME	\$1,367,350.99	\$1,367,350.99	\$0.00
	2000 Total						\$6,447,743.93	\$6,447,743.93	\$0.00
2001	57	DANSVILLE	1233	DANSVILLE NEIGHBOR DEV CORP INC.	Completed	CDBG	\$49,803.62	\$49,803.62	\$0.00
			1424	DANSVILLE - PHASE 2 UTILITIES	Completed	CDBG	\$178,353.16	\$178,353.16	\$0.00
			1436	DANSVILLE - PHASE 2 CONSTRUCTION	Completed	CDBG	\$400.00	\$400.00	\$0.00
		Project Total					\$228,556.78	\$228,556.78	\$0.00
	58	Rental Property Improvement	1218	CDBG - REHAB DELIVERY/PORTFOLIO MGMT	Completed	CDBG	\$6,825.15	\$6,825.15	\$0.00
			1237	CD01RPI - GRANESE - HOUSING PRESERVATION	Completed	CDBG	\$5,500.00	\$5,500.00	\$0.00
			1259	CD01RPI - GARCO - HOUSING PRESERVATION	Completed	CDBG	\$9,000.00	\$9,000.00	\$0.00
			1260	CD01RPI - GARCO - HOUSING PRESERVATION	Completed	CDBG	\$9,000.00	\$9,000.00	\$0.00
			1261	CD01RPI - CHIANG - HOUSING PRESERVATION	Completed	CDBG	\$9,000.00	\$9,000.00	\$0.00

U.S. Department of Housing and Urban Development
Office of Community Planning and Development
Integrated Disbursement and Information System
List of Activities By Program Year And Project
PINELLAS COUNTY,FL

DATE: 12-28-15
TIME: 17:02
PAGE: 38

Plan Year	IDIS Project	Project	IDIS Activity ID	Activity Name	Activity Status	Program	Funded Amount	Draw Amount	Balance
2001	58	Rental Property Improvement	1291	CD01RPI - DIXON - HOUSING PRESERVATION	Completed	CDBG	\$26,000.00	\$26,000.00	\$0.00
			1350	CD01RPI - BILLIAS - HOUSING PRESERVATION	Completed	CDBG	\$16,500.00	\$16,500.00	\$0.00
			1353	CD01RPI - DAY - HOUSING PRESERVATION	Completed	CDBG	\$9,000.00	\$9,000.00	\$0.00
			1369	CD01RPI - SHOOTING STAR - HOUSING PRES	Completed	CDBG	\$41,000.00	\$41,000.00	\$0.00
			1370	CD01RPI - POMPEO - HOUSING PRESERVATION	Completed	CDBG	\$9,000.00	\$9,000.00	\$0.00
			1403	CD01RPI - REEDER - HOUSING PRESERVATION	Completed	CDBG	\$4,500.00	\$4,500.00	\$0.00
			1407	CD01RPI - ENRIGHT - HOUSING PRESERVATION	Completed	CDBG	\$18,000.00	\$18,000.00	\$0.00
			1408	CD01RPI - NORLANDER - HOUSING PRESERVATI	Completed	CDBG	\$5,300.00	\$5,300.00	\$0.00
			1409	CD01RPI - SOMOGYI - HOUSING PRESERVATION	Completed	CDBG	\$32,000.00	\$32,000.00	\$0.00
			1410	CD01RPI - MCCABE - HOUSING PRESERVATION	Completed	CDBG	\$8,800.00	\$8,800.00	\$0.00
			1411	CD01RPI - NELSON - HOUSING PRESERVATION	Completed	CDBG	\$15,000.00	\$15,000.00	\$0.00
			1412	CD01RPI - ENRIGHT - HOUSING PRESERVATION	Completed	CDBG	\$6,500.00	\$6,500.00	\$0.00
		Project Total					\$230,925.15	\$230,925.15	\$0.00
	59	Downpayment Assistance Loans- TBCDC	1223	TBCDC - MORRIS - #5671	Completed	HOME	\$4,909.00	\$4,909.00	\$0.00
			1224	TBCDC - HOOVER - #5672	Completed	HOME	\$7,800.00	\$7,800.00	\$0.00
			1225	TBCDC - HOLDERBAUM - #5673	Completed	HOME	\$7,800.00	\$7,800.00	\$0.00
			1226	TBCDC - HOWELL - #5675	Completed	HOME	\$6,275.00	\$6,275.00	\$0.00
			1234	TBCDC - KELLEY - #5680	Completed	HOME	\$5,800.00	\$5,800.00	\$0.00
			1235	TBCDC - LANDAVERDE - #5679	Completed	HOME	\$7,800.00	\$7,800.00	\$0.00
			1239	TBCDC - SMITH - #5691	Completed	HOME	\$7,800.00	\$7,800.00	\$0.00
			1245	TBCDC - PATZELT - #5699	Completed	HOME	\$7,800.00	\$7,800.00	\$0.00
			1246	TBCDC - COCKLIN - #5701	Completed	HOME	\$5,800.00	\$5,800.00	\$0.00
			1247	TBCDC - CARDONA - #5702	Completed	HOME	\$7,800.00	\$7,800.00	\$0.00
			1277	TBCDC - RAMOS - #5710	Completed	HOME	\$7,800.00	\$7,800.00	\$0.00
			1278	TBCDC - CONNORS - #5711	Completed	HOME	\$5,500.00	\$5,500.00	\$0.00
			1279	TBCDC - BROOKS - #5712	Completed	HOME	\$7,800.00	\$7,800.00	\$0.00
			1281	TBCDC - LUZZI - #5715	Completed	HOME	\$7,800.00	\$7,800.00	\$0.00
			1282	TBCDC - GIBERSON - #5724	Completed	HOME	\$6,380.00	\$6,380.00	\$0.00
			1294	TBCDC - ZUECH - #5731	Completed	HOME	\$7,800.00	\$7,800.00	\$0.00
			1295	TBCDC - FAWLEY - #5732	Completed	HOME	\$7,800.00	\$7,800.00	\$0.00
			1296	TBCDC - DAILY - #5733	Completed	HOME	\$6,950.00	\$6,950.00	\$0.00
			1297	TBCDC - RASHTI - #5735	Completed	HOME	\$7,800.00	\$7,800.00	\$0.00
			1298	TBCDC - CAMERY - #5734	Completed	HOME	\$7,800.00	\$7,800.00	\$0.00
			1301	TBCDC - ROGERS - #5746	Completed	HOME	\$7,800.00	\$7,800.00	\$0.00
			1302	TBCDC - KANDOV - #5745	Completed	HOME	\$7,800.00	\$7,800.00	\$0.00
			1303	TBCDC - BRANNON - #5749	Completed	HOME	\$7,800.00	\$7,800.00	\$0.00
			1304	TBCDC - RAMOS - #5751	Completed	HOME	\$7,550.00	\$7,550.00	\$0.00
			1305	TBCDC - HERNANDEZ - #5752	Completed	HOME	\$7,000.00	\$7,000.00	\$0.00
			1306	TBCDC - CROWE - #5748	Completed	HOME	\$7,800.00	\$7,800.00	\$0.00

U.S. Department of Housing and Urban Development
Office of Community Planning and Development
Integrated Disbursement and Information System
List of Activities By Program Year And Project
PINELLAS COUNTY,FL

DATE: 12-28-15
TIME: 17:02
PAGE: 39

Plan Year	IDIS Project	Project	IDIS Activity ID	Activity Name	Activity Status	Program	Funded Amount	Draw Amount	Balance
2001	59	Downpayment Assistance Loans- TBCDC	1317	TBCDC - SIURU - #5780	Completed	HOME	\$6,350.00	\$6,350.00	\$0.00
			1318	TBCDC - TROTT - #5782	Completed	HOME	\$7,800.00	\$7,800.00	\$0.00
			1321	HM01PSDAL - KRENTZ - #5767	Completed	HOME	\$7,000.00	\$7,000.00	\$0.00
			1322	HM01PSDAL - SALANTINO - #5764	Completed	HOME	\$7,000.00	\$7,000.00	\$0.00
			1323	HM01PSDAL - DANIEL - #5766	Completed	HOME	\$7,000.00	\$7,000.00	\$0.00
			1324	HM01PSDAL - BUCKHANNON - #5765	Completed	HOME	\$7,000.00	\$7,000.00	\$0.00
			1325	HM01PSDAL - BROWN - #5760	Completed	HOME	\$7,000.00	\$7,000.00	\$0.00
			1326	HM01PSDAL - THOMAS - #5759	Completed	HOME	\$7,000.00	\$7,000.00	\$0.00
			1327	HM01PSDAL - GAYNOR - #5778	Completed	HOME	\$7,000.00	\$7,000.00	\$0.00
			1328	HM01PSDAL - LONAKER - #5777	Completed	HOME	\$7,000.00	\$7,000.00	\$0.00
			1329	HM01PSDAL - BROOKS - #5776	Completed	HOME	\$7,000.00	\$7,000.00	\$0.00
			1330	HM01PSDAL - YURISH - #5769	Completed	HOME	\$7,000.00	\$7,000.00	\$0.00
			1331	HM01PSDAL - DIFEO - #5772	Completed	HOME	\$7,000.00	\$7,000.00	\$0.00
			1332	HM01PSDAL - BOWEN - #5773	Completed	HOME	\$7,000.00	\$7,000.00	\$0.00
			1333	HM01PSDAL - SCHNABEL - #5757	Completed	HOME	\$7,000.00	\$7,000.00	\$0.00
			1334	HM01PSDAL - BRIDGEMAN - #5758	Completed	HOME	\$7,000.00	\$7,000.00	\$0.00
			1335	HM01PSDAL - CORNACCHIONE - #5728	Completed	HOME	\$7,000.00	\$7,000.00	\$0.00
			1336	HM01PSDAL - WEST - #5783	Completed	HOME	\$7,000.00	\$7,000.00	\$0.00
			1337	HM01PSDAL - SHUR - #5770	Completed	HOME	\$7,000.00	\$7,000.00	\$0.00
			1338	HM01PSDAL - STEINER - #5771	Completed	HOME	\$7,000.00	\$7,000.00	\$0.00
			1354	TBCDC - GRICE - #5796	Completed	HOME	\$7,800.00	\$7,800.00	\$0.00
			1355	TBCDC - BENJAMIN - #5797	Completed	HOME	\$7,800.00	\$7,800.00	\$0.00
			1356	TBCDC - BELANGER - #5798	Completed	HOME	\$7,800.00	\$7,800.00	\$0.00
			1357	TBCDC - MARKORIC - #5799	Completed	HOME	\$6,900.00	\$6,900.00	\$0.00
			1358	TBCDC - HARPER - #5800	Completed	HOME	\$7,800.00	\$7,800.00	\$0.00
			1359	TBCDC - MOSCO - #5801	Completed	HOME	\$5,525.00	\$5,525.00	\$0.00
			1360	TBCDC - SHERMAN - #5802	Completed	HOME	\$7,800.00	\$7,800.00	\$0.00
			1361	TBCDC - SUSSMAN - #5803	Completed	HOME	\$4,450.00	\$4,450.00	\$0.00
			1362	TBCDC - KLEMME - #5804	Completed	HOME	\$5,400.00	\$5,400.00	\$0.00
			1363	TBCDC - PROCTOR - #5805	Completed	HOME	\$3,500.00	\$3,500.00	\$0.00
			1364	TBCDC - MYERS - #5806	Completed	HOME	\$7,800.00	\$7,800.00	\$0.00
			1365	TBCDC - RISEN - #5812	Completed	HOME	\$7,000.00	\$7,000.00	\$0.00
			1366	TBCDC - HALILOVIC - #5813	Completed	HOME	\$7,800.00	\$7,800.00	\$0.00
			1367	TBCDC - WARREN - #5818	Completed	HOME	\$7,800.00	\$7,800.00	\$0.00
			1368	TBCDC - IKAZATO - #5819	Completed	HOME	\$7,800.00	\$7,800.00	\$0.00
			1373	TBCDC - MATHIS - #5827	Completed	HOME	\$7,800.00	\$7,800.00	\$0.00
			1374	TBCDC - MORALES-OJEDA - #5828	Completed	HOME	\$7,800.00	\$7,800.00	\$0.00
			1375	TBCDC - LAWRENCE - #5829	Completed	HOME	\$6,350.00	\$6,350.00	\$0.00
			1376	TBCDC - DIENNO - #5832	Completed	HOME	\$7,800.00	\$7,800.00	\$0.00

U.S. Department of Housing and Urban Development
Office of Community Planning and Development
Integrated Disbursement and Information System
List of Activities By Program Year And Project
PINELLAS COUNTY,FL

DATE: 12-28-15
TIME: 17:02
PAGE: 40

Plan Year	IDIS Project	Project	IDIS Activity ID	Activity Name	Activity Status	Program	Funded Amount	Draw Amount	Balance
2001	59	Downpayment Assistance Loans- TBCDC	1377	TBCDC - GOMEZ - #5833	Completed	HOME	\$7,800.00	\$7,800.00	\$0.00
			1378	TBCDC - HERNANDEZ - #5824	Completed	HOME	\$7,650.00	\$7,650.00	\$0.00
			1385	TBCDC - HOWK - #5830	Completed	HOME	\$7,800.00	\$7,800.00	\$0.00
			1386	TBCDC - JONES - #5831	Completed	HOME	\$7,800.00	\$7,800.00	\$0.00
			1387	TBCDC - WILLIAMS - #5837	Completed	HOME	\$7,200.00	\$7,200.00	\$0.00
			1388	TBCDC - SMITH - #5838	Completed	HOME	\$7,800.00	\$7,800.00	\$0.00
			1389	TBCDC - RODRIGUEZ - #5842	Completed	HOME	\$7,800.00	\$7,800.00	\$0.00
			1390	TBCDC - DERUVO - #5840	Completed	HOME	\$7,800.00	\$7,800.00	\$0.00
			1391	TBCDC - SYERS - #5841	Completed	HOME	\$6,900.00	\$6,900.00	\$0.00
			Project Total				\$530,189.00	\$530,189.00	\$0.00
	62	Lealman Central	1343	CD01LMCU - LEALMAN CENTRAL CLEAN UP	Completed	CDBG	\$2,241.47	\$2,241.47	\$0.00
			1568	LEALMAN CENTRAL STREET LIGHTS	Completed	CDBG	\$17,567.99	\$17,567.99	\$0.00
			Project Total				\$19,809.46	\$19,809.46	\$0.00
	63	City Facilities and Improvements	1232	CD01CFIPP - PINELLAS PARK - STREETSCAPE	Completed	CDBG	\$100,000.00	\$100,000.00	\$0.00
			1286	CD01CFIGP - GULFPORT COMMUNITY CENTER	Canceled	CDBG	\$0.00	\$0.00	\$0.00
			1287	CD01CFIMB - MADERA BEACH - STREETSCAPE	Completed	CDBG	\$100,000.00	\$100,000.00	\$0.00
			1288	CD01CFIMLK - TARPON SPRINGS -STREETSCAPE	Completed	CDBG	\$400,000.00	\$400,000.00	\$0.00
			1289	CD01CFISH - SAFETY HARBOR - STREETSCAPE	Completed	CDBG	\$50,000.00	\$50,000.00	\$0.00
			1383	CD01PEMHS - 11254 58TH ST NORTH	Completed	CDBG	\$25,000.00	\$25,000.00	\$0.00
			Project Total				\$675,000.00	\$675,000.00	\$0.00
	64	Demolitin and Clearance	1228	DEMO - 451 EAST OAKWOOD	Completed	CDBG	\$3,679.90	\$3,679.90	\$0.00
			1229	DEMO - 438 EAST OAKWOOD	Completed	CDBG	\$2,727.92	\$2,727.92	\$0.00
			1243	DEMO - 518 E OAKWOOD	Completed	CDBG	\$6,869.70	\$6,869.70	\$0.00
			1250	DEMO - 315 S. SAFFORD	Completed	CDBG	\$5,000.00	\$5,000.00	\$0.00
			1256	DEMO - 15349 WINDTREE DRIVE	Completed	CDBG	\$4,724.02	\$4,724.02	\$0.00
			1257	DEMO - 440 LINCOLN AVENUE	Completed	CDBG	\$4,815.19	\$4,815.19	\$0.00
			1258	DEMO - 409 EAST OAKWOOD STREET	Completed	CDBG	\$5,000.00	\$5,000.00	\$0.00
			1263	DEMO - 17750 GULF BOULEVARD	Completed	CDBG	\$5,000.00	\$5,000.00	\$0.00
			1264	DEMO - 108 178TH AVE #A & B	Completed	CDBG	\$5,000.00	\$5,000.00	\$0.00
			1265	DEMO - 3105 54TH AVE. NO.	Completed	CDBG	\$4,561.81	\$4,561.81	\$0.00
			1266	DEMO - 15023 WILLOW WAY	Completed	CDBG	\$5,000.00	\$5,000.00	\$0.00
			1267	DEMO - 400 SOUTH LEVIS AVENUE	Completed	CDBG	\$4,953.00	\$4,953.00	\$0.00
			1268	DEMO - 424 LINCOLN AVENUE	Completed	CDBG	\$2,948.00	\$2,948.00	\$0.00
			1269	DEMO - 500 E. HARRISON STREET	Completed	CDBG	\$4,245.85	\$4,245.85	\$0.00
			1270	DEMO - 5838 31ST STREET NORTH	Completed	CDBG	\$2,352.57	\$2,352.57	\$0.00
			1271	DEMO - 111 W. LIME STREET	Completed	CDBG	\$4,964.00	\$4,964.00	\$0.00
			1272	DEMO - OAKWOOD ST./SAFFORD AVENUE	Completed	CDBG	\$3,840.00	\$3,840.00	\$0.00
			1273	DEMO - MLK BLVD/GROSSE AVE	Completed	CDBG	\$4,455.00	\$4,455.00	\$0.00
			1307	DEMO - 512 E. MARTIN LUTHER KING	Completed	CDBG	\$2,900.00	\$2,900.00	\$0.00

U.S. Department of Housing and Urban Development
Office of Community Planning and Development
Integrated Disbursement and Information System
List of Activities By Program Year And Project
PINELLAS COUNTY,FL

DATE: 12-28-15
TIME: 17:02
PAGE: 41

Plan Year	IDIS Project	Project	IDIS Activity ID	Activity Name	Activity Status	Program	Funded Amount	Draw Amount	Balance
2001	64	Demolitin and Clearance	1308	DEMO - 519 E. MARTIN LUTHER KING	Completed	CDBG	\$4,454.59	\$4,454.59	\$0.00
			1309	DEMO - 611 E. MARTIN LUTHER KING	Completed	CDBG	\$2,800.00	\$2,800.00	\$0.00
			1310	DEMO - 500 E. MARTIN LUTHER KING	Completed	CDBG	\$2,300.00	\$2,300.00	\$0.00
			1311	DEMO - LIME, SAFFORD, OAKWOOD LOTS	Completed	CDBG	\$9,330.00	\$9,330.00	\$0.00
			1316	DEMO - 3418 58TH AVENUE NORTH	Completed	CDBG	\$4,209.28	\$4,209.28	\$0.00
			1342	DEMO - 501 FRANCES STREET	Completed	CDBG	\$3,245.26	\$3,245.26	\$0.00
			1345	DEMO - 3921 41ST AVENUE NORTH	Completed	CDBG	\$1,975.96	\$1,975.96	\$0.00
			1349	DEMO - 12588 132ND AVE N	Completed	CDBG	\$6,853.82	\$6,853.82	\$0.00
			1372	DEMO - 12924 JACKSON STREET	Completed	CDBG	\$8,503.96	\$8,503.96	\$0.00
			1380	DEMO - 5 LOTS - UNION ACADEMY	Completed	CDBG	\$5,776.00	\$5,776.00	\$0.00
			1384	DEMO - 19305 GULF BLVD	Completed	CDBG	\$3,107.34	\$3,107.34	\$0.00
			1402	DEMO - 5851 PARK BLVD	Completed	CDBG	\$5,000.00	\$5,000.00	\$0.00
			1416	DEMO - 425 S SAFFORD AVENUE	Completed	CDBG	\$4,852.78	\$4,852.78	\$0.00
			1417	DEMO - 415 EAST MORGAN STREET	Completed	CDBG	\$5,511.75	\$5,511.75	\$0.00
			1418	DEMO - 525 E MARTIN LUTHER KING DR	Completed	CDBG	\$5,573.68	\$5,573.68	\$0.00
			1419	DEMO - 15297 WIND TREE	Completed	CDBG	\$4,999.95	\$4,999.95	\$0.00
			1420	DEMO - 5909 & 5915 PARK BLVD	Completed	CDBG	\$4,999.80	\$4,999.80	\$0.00
			1421	DEMO - 5755/45 75TH TERRACE	Completed	CDBG	\$2,330.03	\$2,330.03	\$0.00
			1422	DEMO - 409 EAST BOYER STREET	Completed	CDBG	\$5,560.04	\$5,560.04	\$0.00
			1423	DEMO - 17 LOCATIONS IN UNION ACADEMY	Completed	CDBG	\$14,365.00	\$14,365.00	\$0.00
			1426	DEMO - 4501 40TH STREET NORTH	Completed	CDBG	\$2,336.14	\$2,336.14	\$0.00
			1427	DEMO - 524 SOUTH GROSSE	Completed	CDBG	\$4,999.91	\$4,999.91	\$0.00
			1428	DEMO - 520 S GROSSE AVENUE	Completed	CDBG	\$4,999.82	\$4,999.82	\$0.00
			1448	DEMO - 528 E OAKWOOD STREET	Completed	CDBG	\$4,409.51	\$4,409.51	\$0.00
			1449	DEMO - 805 MAIN STREET	Completed	CDBG	\$4,629.76	\$4,629.76	\$0.00
			1450	DEMO - 423 E LEMON STREET	Completed	CDBG	\$4,633.63	\$4,633.63	\$0.00
			1451	DEMO - 115 RING AVENUE	Completed	CDBG	\$3,882.00	\$3,882.00	\$0.00
		Project Total					\$218,676.97	\$218,676.97	\$0.00
	65	Commercial Rehabilitation	1248	CD01CFP01 - 545 MAIN ST	Completed	CDBG	\$1,691.00	\$1,691.00	\$0.00
			1352	CD01CFP02 - 301 MAIN STREET	Completed	CDBG	\$1,002.49	\$1,002.49	\$0.00
			1371	CD01CFP05 - 6263 PARK BLVD	Completed	CDBG	\$3,000.00	\$3,000.00	\$0.00
			1399	CD01CFP04 - 413 SKINNER BLVD	Completed	CDBG	\$5,000.00	\$5,000.00	\$0.00
			1401	CD01CFP08 - 1409 PALM HARBOR MAIN ST	Completed	CDBG	\$3,582.50	\$3,582.50	\$0.00
			1415	CD01CFP10 - OAK TRAIL BOOKS	Completed	CDBG	\$7,000.00	\$7,000.00	\$0.00
			1445	CD01CFP06 - BONAPPETIT	Completed	CDBG	\$681.10	\$681.10	\$0.00
			1454	CD01CFP07 - MEASE MANOR	Completed	CDBG	\$2,000.00	\$2,000.00	\$0.00
			1571	CD01CFP09 - OLIVIA'S DUNEDIN CAFE	Completed	CDBG	\$4,850.00	\$4,850.00	\$0.00
		Project Total					\$28,807.09	\$28,807.09	\$0.00
	66	Public Services	1230	COMMUNITY SERVICE FOUNDATION	Completed	CDBG	\$25,000.00	\$25,000.00	\$0.00

U.S. Department of Housing and Urban Development
Office of Community Planning and Development
Integrated Disbursement and Information System
List of Activities By Program Year And Project
PINELLAS COUNTY,FL

DATE: 12-28-15
TIME: 17:02
PAGE: 42

Plan Year	IDIS Project	Project	IDIS Activity ID	Activity Name	Activity Status	Program	Funded Amount	Draw Amount	Balance
2001	66	Public Services	1274	POC - CHORE SERVICES	Completed	CDBG	\$20,000.00	\$20,000.00	\$0.00
			1414	SENIOR RESOURCE DIRECTORY	Completed	CDBG	\$7,000.00	\$7,000.00	\$0.00
		Project Total					\$52,000.00	\$52,000.00	\$0.00
	67	KIMBERLY HOME SHELTER - 01	1253	KIMBERLY HOME, INC	Completed	ESG	\$6,000.00	\$6,000.00	\$0.00
		Project Total					\$6,000.00	\$6,000.00	\$0.00
	69	ADMINISTRATION	1212	CDBG ADMINISTRATION - 01/02	Completed	CDBG	\$784,511.97	\$784,511.97	\$0.00
			1213	ESG ADMINISTRATION - 01/02	Completed	ESG	\$6,400.00	\$6,400.00	\$0.00
			1214	HOME ADMINISTRATION - 01/02	Completed	HOME	\$185,449.14	\$185,449.14	\$0.00
			1217	CDBG-CONTRACT SVC-MISC PORTFOLIO SVC FEE	Completed	CDBG	\$10,163.62	\$10,163.62	\$0.00
			1221	HMPFEE	Completed	HOME	\$21,127.57	\$21,127.57	\$0.00
			1244	HOME - LARGO ADMINISTRATION - 01/02	Completed	HOME	\$2,640.21	\$2,640.21	\$0.00
			1292	CD01LMNL - LEALMAN FAMILY CENTER	Canceled	CDBG	\$0.00	\$0.00	\$0.00
			1293	CD01CONSUL - LEALMAN FIRE STATION	Canceled	CDBG	\$0.00	\$0.00	\$0.00
		Project Total					\$1,010,292.51	\$1,010,292.51	\$0.00
	70	Rental Housing Development	1339	HM01RHD - CHAF - #5786	Completed	HOME	\$83,358.94	\$83,358.94	\$0.00
			1405	HM01RHD - CHAF - #5866	Completed	HOME	\$189,315.64	\$189,315.64	\$0.00
			1413	HM01RHD - HERITAGE PRESBYTERIAN APTS	Completed	HOME	\$618,400.00	\$618,400.00	\$0.00
		Project Total					\$891,074.58	\$891,074.58	\$0.00
	71	Disabled Home Buyer Program- Abilities	1222	HM01ABIL - JORDA - #2966	Completed	HOME	\$12,925.00	\$12,925.00	\$0.00
			1290	HM01ABIL - MILLAN - #5729	Completed	HOME	\$34,950.00	\$34,950.00	\$0.00
			1300	HM01ABIL - ROSENTHAL - #5744	Completed	HOME	\$40,000.00	\$40,000.00	\$0.00
			1312	HM01ABIL - TAGGART - #5763	Completed	HOME	\$42,500.00	\$42,500.00	\$0.00
			1379	HM01ABIL02 - URBAN - #5825	Completed	HOME	\$24,747.05	\$24,747.05	\$0.00
			1400	HFI - WOLFF - #5852	Completed	HOME	\$26,034.05	\$26,034.05	\$0.00
			1437	HFI - SORENSON - #5918	Completed	HOME	\$28,259.30	\$28,259.30	\$0.00
			1465	HFI - WALTERS - #5941	Completed	HOME	\$28,769.80	\$28,769.80	\$0.00
			1562	HFI - PEACOCK - #6058	Completed	HOME	\$27,236.91	\$27,236.91	\$0.00
			1572	HFI - TALBERT - #6128	Completed	HOME	\$33,333.15	\$33,333.15	\$0.00
		Project Total					\$298,755.26	\$298,755.26	\$0.00
	72	Disabled Home Buyer Progem- Boley	1280	HM01BOLEY- ADAMS - #5704	Completed	HOME	\$40,000.00	\$40,000.00	\$0.00
		Project Total					\$40,000.00	\$40,000.00	\$0.00
	73	Largo Single Family Rehab	1344	LARGO - BOLICK - #5720	Completed	HOME	\$17,703.30	\$17,703.30	\$0.00
			1406	LARGO - MCWHORTER - #5781	Completed	HOME	\$60,498.03	\$60,498.03	\$0.00
		Project Total					\$78,201.33	\$78,201.33	\$0.00
	74	Largo Home Buyer Assistance	1236	LARGO - PFEIFFER - #5686	Completed	HOME	\$7,800.00	\$7,800.00	\$0.00
			1283	LARGO - HOLLEY - #5721	Completed	HOME	\$10,490.00	\$10,490.00	\$0.00
			1284	LARGO - ANDERSON - #5722	Completed	HOME	\$10,525.00	\$10,525.00	\$0.00
			1285	LARGO - CORONA-FLORES - #5723	Completed	HOME	\$10,000.00	\$10,000.00	\$0.00

U.S. Department of Housing and Urban Development
Office of Community Planning and Development
Integrated Disbursement and Information System
List of Activities By Program Year And Project
PINELLAS COUNTY,FL

DATE: 12-28-15
TIME: 17:02
PAGE: 43

Plan Year	IDIS Project	Project	IDIS Activity ID	Activity Name	Activity Status	Program	Funded Amount	Draw Amount	Balance
2001	74	Largo Home Buyer Assistance	1340	LARGO - INFINGER - #5774	Completed	HOME	\$10,800.00	\$10,800.00	\$0.00
			1341	LARGO - MCBRIDE - #5775	Completed	HOME	\$10,800.00	\$10,800.00	\$0.00
			1392	LARGO - QUINN - #5843	Completed	HOME	\$10,800.00	\$10,800.00	\$0.00
			1393	LARGO - MCBRIDE - #5844	Completed	HOME	\$10,800.00	\$10,800.00	\$0.00
			1394	LARGO - RYLAND - #5845	Completed	HOME	\$7,800.00	\$7,800.00	\$0.00
			1395	LARGO - O'CONNOR - #5846	Completed	HOME	\$10,800.00	\$10,800.00	\$0.00
			1396	LARGO - ECKERMAN-ST. TROIX - #5847	Completed	HOME	\$7,800.00	\$7,800.00	\$0.00
			1397	LARGO - STAGGS/CABRERA - #5848	Completed	HOME	\$10,300.00	\$10,300.00	\$0.00
			1429	LARGO - DENEYCHUK - #5898	Completed	HOME	\$14,800.00	\$14,800.00	\$0.00
			1430	LARGO - WATERS - #5899	Completed	HOME	\$10,800.00	\$10,800.00	\$0.00
			1431	LARGO - SCHUMAKER - #5900	Completed	HOME	\$10,800.00	\$10,800.00	\$0.00
			1432	LARGO - CROSS - #5901	Completed	HOME	\$8,764.00	\$8,764.00	\$0.00
			1433	LARGO - RIDEOUT/DEWITT - #5902	Completed	HOME	\$10,000.00	\$10,000.00	\$0.00
			1434	LARGO - PUSATERI - #5903	Completed	HOME	\$7,568.00	\$7,568.00	\$0.00
		Project Total					\$181,447.00	\$181,447.00	\$0.00
	75	MENTAL HEALTH SCREENING - 01	1252	SUNCOAST CENTER FOR COMM MENTAL HEALTH	Completed	ESG	\$19,200.00	\$19,200.00	\$0.00
		Project Total					\$19,200.00	\$19,200.00	\$0.00
	76	RCS GRACE HOUSE - 01	1254	RELIGIOUS COMMUNITY SERVICES, INC.	Completed	ESG	\$32,380.00	\$32,380.00	\$0.00
		Project Total					\$32,380.00	\$32,380.00	\$0.00
	77	TURNING POINT	1240	TURNING POINT	Completed	CDBG	\$50,000.00	\$50,000.00	\$0.00
		Project Total					\$50,000.00	\$50,000.00	\$0.00
	78	CRIMINAL JUSTICE OUTREACH - 01	1251	MUSTARD SEED CRIMINAL JUSTICE OUTREACH	Completed	ESG	\$19,200.00	\$19,200.00	\$0.00
		Project Total					\$19,200.00	\$19,200.00	\$0.00
	79	FAMILY RESOURCES YOUTH SHELTER - 01	1238	FAMILY RESOURCES, INC	Completed	ESG	\$19,820.00	\$19,820.00	\$0.00
		Project Total					\$19,820.00	\$19,820.00	\$0.00
	81	INDEPENDENT LIVING PROGRAM	1219	ILP CASIL - CARING AND SHARING	Completed	CDBG	\$10,441.55	\$10,441.55	\$0.00
			1381	ILP CASIL - FITIPALDI - #5823	Completed	CDBG	\$2,550.00	\$2,550.00	\$0.00
			1398	ILP CASIL - ZEBRICK - #5836	Completed	CDBG	\$2,700.00	\$2,700.00	\$0.00
			1404	ILPCASIL - GAMACHE - #5865	Completed	CDBG	\$2,550.85	\$2,550.85	\$0.00
		Project Total					\$18,242.40	\$18,242.40	\$0.00
	Program Total					CDBG	\$2,316,693.44	\$2,316,693.44	\$0.00
						ESG	\$103,000.00	\$103,000.00	\$0.00
						HOME	\$2,228,884.09	\$2,228,884.09	\$0.00
	2001 Total						\$4,648,577.53	\$4,648,577.53	\$0.00
2002	1	Multi-Family Rehabilitation	1441	HM02RHD - CONTEMPORARY HOUSING DEVELOPMT	Completed	HOME	\$1,178,062.78	\$1,178,062.78	\$0.00
			1461	HM02RHD - TRINITY HOUSE	Completed	HOME	\$21,418.55	\$21,418.55	\$0.00
			1573	HM02RHD - FRIENDS OF THE DEAF SVC CENTER	Completed	HOME	\$90,000.00	\$90,000.00	\$0.00

U.S. Department of Housing and Urban Development
Office of Community Planning and Development
Integrated Disbursement and Information System
List of Activities By Program Year And Project
PINELLAS COUNTY,FL

DATE: 12-28-15
TIME: 17:02
PAGE: 44

Plan Year	IDIS Project	Project	IDIS Activity ID	Activity Name	Activity Status	Program	Funded Amount	Draw Amount	Balance
2002	1	Multi-Family Rehabilitation	1578	ILP - TABERY - #6084	Canceled	HOME	\$0.00	\$0.00	\$0.00
			1595	RPI - HABER - #5994	Completed	CDBG	\$45,500.00	\$45,500.00	\$0.00
			1596	RPI - CURLEY - #6011	Completed	CDBG	\$9,000.00	\$9,000.00	\$0.00
		Project Total					\$1,343,981.33	\$1,343,981.33	\$0.00
	2	Single Family Rehabilitation	1509	ILP - KOPACKI - #5995	Completed	HOME	\$2,750.00	\$2,750.00	\$0.00
			1558	ILP - SLUSSER - #6021	Completed	HOME	\$2,750.00	\$2,750.00	\$0.00
			1563	ILP - JOHNSON - #6055	Completed	HOME	\$2,750.00	\$2,750.00	\$0.00
			1570	ILP - TUCKER - #6065	Completed	HOME	\$2,750.00	\$2,750.00	\$0.00
			1579	ILP - TABERY	Completed	HOME	\$2,750.00	\$2,750.00	\$0.00
			1586	ILP - ROVAZZI - 5967	Completed	CDBG	\$2,750.00	\$2,750.00	\$0.00
			1607	HM02SFR	Completed	HOME	\$2,750.00	\$2,750.00	\$0.00
			1611	HM02SFR	Completed	HOME	\$2,750.00	\$2,750.00	\$0.00
			1612	HM02SFR	Completed	HOME	\$2,750.00	\$2,750.00	\$0.00
			1623	SINGLE FAMILY REHAB	Completed	HOME	\$21,817.90	\$21,817.90	\$0.00
			1635	LHBA - PRECOURT - #6034	Completed	HOME	\$31,635.08	\$31,635.08	\$0.00
		Project Total					\$78,202.98	\$78,202.98	\$0.00
	3	Housing Opportunities	1462	TBCDC - FALCONER - #5937	Completed	HOME	\$5,300.00	\$5,300.00	\$0.00
			1463	TBCDC - RODRIGUEZ - #5938	Completed	HOME	\$7,800.00	\$7,800.00	\$0.00
			1464	TBCDC - JOHNSON - #5945	Completed	HOME	\$7,800.00	\$7,800.00	\$0.00
			1466	HM02PSDA - LEWIS - #5939	Completed	HOME	\$7,071.00	\$7,071.00	\$0.00
			1486	TBCDC - BARRIOS - #5950	Completed	HOME	\$4,600.00	\$4,600.00	\$0.00
			1487	TBCDC - GOGINSKY - #5951	Completed	HOME	\$7,800.00	\$7,800.00	\$0.00
			1488	TBCDC - KROL - #5952	Completed	HOME	\$5,590.00	\$5,590.00	\$0.00
			1489	TBCDC - WILSON - #5953	Completed	HOME	\$7,250.00	\$7,250.00	\$0.00
			1490	TBCDC - CRUZ - #5954	Completed	HOME	\$7,800.00	\$7,800.00	\$0.00
			1491	TBCDC - GUERRERO - #5955	Completed	HOME	\$7,800.00	\$7,800.00	\$0.00
			1492	TBCDC - RUSSELL - #5956	Completed	HOME	\$7,400.00	\$7,400.00	\$0.00
			1493	TBCDC = RAMCHARITAR - #5957	Completed	HOME	\$7,800.00	\$7,800.00	\$0.00
			1494	TBCDC - BROWN - #5970	Completed	HOME	\$6,480.00	\$6,480.00	\$0.00
			1495	TBCDC - PITZ/PUPO - #5971	Completed	HOME	\$7,800.00	\$7,800.00	\$0.00
			1496	TBCDC - COLON - #5972	Completed	HOME	\$7,800.00	\$7,800.00	\$0.00
			1497	TBCDC - BELL - #5978	Completed	HOME	\$7,800.00	\$7,800.00	\$0.00
			1498	TBCDC - STEPHENS - #5979	Completed	HOME	\$7,800.00	\$7,800.00	\$0.00
			1499	TBCDC - CRUZ - #5980	Completed	HOME	\$7,800.00	\$7,800.00	\$0.00
			1500	TBCDC - CHESIS - #5981	Completed	HOME	\$7,800.00	\$7,800.00	\$0.00
			1501	TBCDC - TIMMONS - #5982	Completed	HOME	\$7,800.00	\$7,800.00	\$0.00
			1515	LARGO - BIDLOW - #5991	Completed	HOME	\$10,000.00	\$10,000.00	\$0.00
			1516	TBCDC - HUTCHINSON - #5997	Completed	HOME	\$7,380.00	\$7,380.00	\$0.00
			1517	TBCDC - TAYLOR - #5998	Completed	HOME	\$7,800.00	\$7,800.00	\$0.00

U.S. Department of Housing and Urban Development
Office of Community Planning and Development
Integrated Disbursement and Information System
List of Activities By Program Year And Project
PINELLAS COUNTY,FL

DATE: 12-28-15
TIME: 17:02
PAGE: 45

Plan Year	IDIS Project	Project	IDIS Activity ID	Activity Name	Activity Status	Program	Funded Amount	Draw Amount	Balance
2002	3	Housing Opportunities	1518	TBCDC - SPALLER - #6012	Completed	HOME	\$7,800.00	\$7,800.00	\$0.00
			1519	TBCDC - ROQUEMORE - #6013	Completed	HOME	\$7,800.00	\$7,800.00	\$0.00
			1520	TBCDC - PAPPAS - #6014	Completed	HOME	\$6,500.00	\$6,500.00	\$0.00
			1521	TBCDC - RUSSO - #6015	Completed	HOME	\$7,800.00	\$7,800.00	\$0.00
			1522	TBCDC - ALONSO - #6016	Completed	HOME	\$7,800.00	\$7,800.00	\$0.00
			1523	LARGO - NOVOTNY - #5985	Completed	HOME	\$9,100.00	\$9,100.00	\$0.00
			1524	LARGO - MCCAFFERY - #5986	Completed	HOME	\$7,800.00	\$7,800.00	\$0.00
			1525	LARGO - MCBRIDE - #5987	Completed	HOME	\$10,000.00	\$10,000.00	\$0.00
			1526	LARGO - PRICE - #5988	Completed	HOME	\$9,537.00	\$9,537.00	\$0.00
			1527	LARGO - CRIBBS - #5989	Completed	HOME	\$10,000.00	\$10,000.00	\$0.00
			1528	LARGO - MESSINA - #5990	Completed	HOME	\$6,795.00	\$6,795.00	\$0.00
			1536	TBCDC - REYNOLDS - #6027	Completed	HOME	\$7,800.00	\$7,800.00	\$0.00
			1537	TBCDC - JOHNSON - #6028	Completed	HOME	\$6,060.00	\$6,060.00	\$0.00
			1538	TBCDC - STIDHAM - #6036	Completed	HOME	\$6,110.00	\$6,110.00	\$0.00
			1539	TBCDC - SLOAN - #6038	Completed	HOME	\$4,995.00	\$4,995.00	\$0.00
			1540	TBCDC - NAUE - #6039	Completed	HOME	\$7,480.00	\$7,480.00	\$0.00
			1541	TBCDC - BOATEMAH-BONSU - #6040	Completed	HOME	\$7,100.00	\$7,100.00	\$0.00
			1542	LARGO - HAVRON - #5963	Completed	HOME	\$27,699.86	\$27,699.86	\$0.00
			1543	TBCDC - SLOCUM - #6050	Completed	HOME	\$7,800.00	\$7,800.00	\$0.00
			1544	TBCDC - PITZ - #6051	Completed	HOME	\$7,800.00	\$7,800.00	\$0.00
			1545	TBCDC - HOUCK - #6052	Completed	HOME	\$7,800.00	\$7,800.00	\$0.00
			1546	TBCDC - FERRELL - #6053	Completed	HOME	\$7,800.00	\$7,800.00	\$0.00
			1559	LARGO - SPRINGER - #5943	Completed	HOME	\$62,503.70	\$62,503.70	\$0.00
			1560	LARGO - SOMKOVIC - #5944	Completed	HOME	\$60,355.65	\$60,355.65	\$0.00
			1561	TBCDC - OSORIO - #6059	Completed	HOME	\$7,800.00	\$7,800.00	\$0.00
			1575	TBCDC - GANN - #6062	Completed	HOME	\$7,375.00	\$7,375.00	\$0.00
			1576	TBCDC - ATKINSON - #6054	Completed	HOME	\$7,800.00	\$7,800.00	\$0.00
			1577	TBCDC - SEXTON - #6085	Completed	HOME	\$7,490.00	\$7,490.00	\$0.00
			1600	HM02LHBA	Completed	HOME	\$10,800.00	\$10,800.00	\$0.00
			1601	HM02LHBA	Completed	HOME	\$6,210.00	\$6,210.00	\$0.00
			1602	HM02DAL	Completed	HOME	\$7,800.00	\$7,800.00	\$0.00
			1603	HM02DAL	Completed	HOME	\$7,570.00	\$7,570.00	\$0.00
			1604	HM02DAL #6096	Completed	HOME	\$7,800.00	\$7,800.00	\$0.00
			1605	HM02DAL	Completed	HOME	\$7,800.00	\$7,800.00	\$0.00
			1606	HM02LSFR	Completed	HOME	\$53,738.00	\$53,738.00	\$0.00
			1608	HM02DAL	Completed	HOME	\$7,800.00	\$7,800.00	\$0.00
			1609	HM02DAL	Completed	HOME	\$7,800.00	\$7,800.00	\$0.00
			1610	HM02DAL	Completed	HOME	\$6,575.00	\$6,575.00	\$0.00
			1613	DOWN PAYMENT ASSISTANCE	Completed	HOME	\$7,800.00	\$7,800.00	\$0.00

U.S. Department of Housing and Urban Development
Office of Community Planning and Development
Integrated Disbursement and Information System
List of Activities By Program Year And Project
PINELLAS COUNTY,FL

DATE: 12-28-15
TIME: 17:02
PAGE: 46

Plan Year	IDIS Project	Project	IDIS Activity ID	Activity Name	Activity Status	Program	Funded Amount	Draw Amount	Balance
2002	3	Housing Opportunities	1624	TBCDC - WRONA - #6068	Completed	HOME	\$6,100.00	\$6,100.00	\$0.00
			1625	DAL - BANVILLE - #5999	Completed	HOME	\$6,420.00	\$6,420.00	\$0.00
			1626	DAL - JIRAN - #6117	Completed	HOME	\$7,800.00	\$7,800.00	\$0.00
			1627	DAL - CRABTREE - #6111	Completed	HOME	\$6,735.00	\$6,735.00	\$0.00
			1628	DAL - HIAS - #6123	Completed	HOME	\$7,800.00	\$7,800.00	\$0.00
			1629	DAL - REARDON - #6121	Completed	HOME	\$7,800.00	\$7,800.00	\$0.00
			1630	DAL - RIVERA - #6124	Completed	HOME	\$7,800.00	\$7,800.00	\$0.00
			1631	DAL - SANFORD - #6122	Completed	HOME	\$7,800.00	\$7,800.00	\$0.00
			1632	DAL - WATSON - #6112	Completed	HOME	\$7,800.00	\$7,800.00	\$0.00
			1633	DAL - HINKLE - #6118	Completed	HOME	\$10,000.00	\$10,000.00	\$0.00
			1634	LDAL - MCCLOUD - #6119	Completed	HOME	\$10,800.00	\$10,800.00	\$0.00
			1636	DAL - CUBBAGE - #6129	Completed	HOME	\$7,800.00	\$7,800.00	\$0.00
			1637	DAL - AMATO - #6136	Completed	HOME	\$7,800.00	\$7,800.00	\$0.00
			1638	DAL - CHAMBERLIN - #6133	Completed	HOME	\$4,200.00	\$4,200.00	\$0.00
			1639	DAL - MERLINO - #6141	Completed	HOME	\$7,800.00	\$7,800.00	\$0.00
			1640	DAL - RUFFNER - #6140	Completed	HOME	\$2,380.00	\$2,380.00	\$0.00
			1773	FC-01	Completed	HOME	\$68,734.47	\$68,734.47	\$0.00
			1786	FC-02	Completed	HOME	\$1,959.33	\$1,959.33	\$0.00
		Project Total					\$832,194.01	\$832,194.01	\$0.00
	4	Housing Provision	1442	CD02RPI - LEAMAN - HOUSING PRESERVATION	Completed	CDBG	\$4,400.00	\$4,400.00	\$0.00
			1458	CD02RPI - VAUGHAN - HOUSING PRESERVATION	Completed	CDBG	\$8,400.00	\$8,400.00	\$0.00
			1459	CD02RPI - MCCABE - HOUSING PRESERVATION	Completed	CDBG	\$6,200.00	\$6,200.00	\$0.00
			1471	CD02RPI - GANTT - HOUSING PRESERVATION	Completed	CDBG	\$4,000.00	\$4,000.00	\$0.00
			1472	CD02RPI - BRAZEN - HOUSING PRESERVATION	Completed	CDBG	\$9,500.00	\$9,500.00	\$0.00
			1479	CD02RPI - PAVENT - HOUSING PRESERVATION	Completed	CDBG	\$15,213.30	\$15,213.30	\$0.00
			1502	CD02RPI - BRAZEN - HOUSING PRESERVATION	Completed	CDBG	\$11,000.00	\$11,000.00	\$0.00
			1503	CD02RPI - DIXON - HOUSING PRESERVATION	Completed	CDBG	\$18,000.00	\$18,000.00	\$0.00
			1504	CD02RPI - NUYTEN - HOUSING PRESERVATION	Completed	CDBG	\$4,600.00	\$4,600.00	\$0.00
			1505	CD02RPI - NUYTEN - HOUSING PRESERVATION	Completed	CDBG	\$4,600.00	\$4,600.00	\$0.00
			1533	CD02RPI - GALLOWAY -HOUSING PRESERVATION	Completed	CDBG	\$20,000.00	\$20,000.00	\$0.00
			1547	CD02RPI - NUYTEN - HOUSING PRESERVATION	Completed	CDBG	\$5,900.00	\$5,900.00	\$0.00
			1548	CD02RPI - NUYTEN - HOUSING PRESERVATION	Completed	CDBG	\$4,400.00	\$4,400.00	\$0.00
			1549	CD02RPI - NUYTEN - HOUSING PRESERVATION	Completed	CDBG	\$6,000.00	\$6,000.00	\$0.00
			1550	CD02RPI - DIXON - HOUSING PRESERVATION	Completed	CDBG	\$18,000.00	\$18,000.00	\$0.00
			1551	CD02RPI - PETERSON- HOUSING PRESERVATION	Completed	CDBG	\$18,000.00	\$18,000.00	\$0.00
			1552	CD02RPI - PETERSON- HOUSING PRESERVATION	Completed	CDBG	\$18,000.00	\$18,000.00	\$0.00
			1553	CD02RPI - HAZLITT - HOUSING PRESERVATION	Completed	CDBG	\$24,500.00	\$24,500.00	\$0.00
			1564	CD02RPI - BRAZEN - HOUSING PRESERVATION	Completed	CDBG	\$8,950.00	\$8,950.00	\$0.00
			1565	CD02RPI - NUYTEN - HOUSING PRESERVATION	Completed	CDBG	\$9,000.00	\$9,000.00	\$0.00

U.S. Department of Housing and Urban Development
Office of Community Planning and Development
Integrated Disbursement and Information System
List of Activities By Program Year And Project
PINELLAS COUNTY,FL

DATE: 12-28-15
TIME: 17:02
PAGE: 47

Plan Year	IDIS Project	Project	IDIS Activity ID	Activity Name	Activity Status	Program	Funded Amount	Draw Amount	Balance
2002	4	Housing Provision	1566	CD02RPI - PALMA - HOUSING PRESERVATION	Completed	CDBG	\$6,900.00	\$6,900.00	\$0.00
		Project Total					\$225,563.30	\$225,563.30	\$0.00
	5	Greater Ridgecrest Area	1447	YMCA OPERATIONS	Completed	CDBG	\$270,000.00	\$270,000.00	\$0.00
			1474	GREATER RIDGECREST	Completed	CDBG	\$11,768.37	\$11,768.37	\$0.00
		Project Total					\$281,768.37	\$281,768.37	\$0.00
	7	Wind Tree Village	1513	ACQUISITION - HIGH POINT (NFC)	Completed	CDBG	\$74,763.47	\$74,763.47	\$0.00
			1695	WINDTREE VILLAGE LANDSCAPING (HUD843)	Completed	CDBG	\$40,340.00	\$40,340.00	\$0.00
		Project Total					\$115,103.47	\$115,103.47	\$0.00
	8	Dansville Redevelopment	1453	DANSVILLE NEIGHBORHOOD REVITALIZATION	Completed	CDBG	\$431.06	\$431.06	\$0.00
			1475	DANSVILLE NEIGHBORHOOD DEV CORP	Completed	CDBG	\$46,714.08	\$46,714.08	\$0.00
			1569	DANSVILLE PH2 INFRASTRUCTURE (HUD 1436)	Completed	CDBG	\$451,979.59	\$451,979.59	\$0.00
		Project Total					\$499,124.73	\$499,124.73	\$0.00
	9	Public Facilities and Improvements	1514	HIGHPOINT YMCA SHOWERS	Completed	CDBG	\$85,500.94	\$85,500.94	\$0.00
			1700	YOUNG LIFE BUILDING REHAB	Completed	CDBG	\$71,000.00	\$71,000.00	\$0.00
			1738	DUNEDIN STREETScape	Completed	CDBG	\$210,938.00	\$210,938.00	\$0.00
		Project Total					\$367,438.94	\$367,438.94	\$0.00
	10	Demolition and Clearance	1452	DEMO - UNION ACADEMY NEIGHBORHOOD LOTS	Completed	CDBG	\$17,146.00	\$17,146.00	\$0.00
			1456	DEMO - 517 LINCOLN AVENUE	Completed	CDBG	\$4,999.36	\$4,999.36	\$0.00
			1457	DEMO - MLK & NORTH AVENUE	Completed	CDBG	\$6,758.00	\$6,758.00	\$0.00
			1469	DEMO - 438 GRANT STREET	Completed	CDBG	\$4,930.55	\$4,930.55	\$0.00
			1470	DEMO - 531 LINCOLN AVENUE	Completed	CDBG	\$4,999.50	\$4,999.50	\$0.00
			1476	DEMO - 400 SOUTH LEVIS	Completed	CDBG	\$4,996.66	\$4,996.66	\$0.00
			1477	DEMO - 3711 50TH AVENUE NORTH	Completed	CDBG	\$406.88	\$406.88	\$0.00
			1478	DEMO - 5384 A LAUREL PLACE	Completed	CDBG	\$5,725.00	\$5,725.00	\$0.00
			1508	DEMO - 3246 55TH AVENUE N	Completed	CDBG	\$4,183.14	\$4,183.14	\$0.00
			1511	DEMO - 512 E. OAKWOOD STREET	Completed	CDBG	\$6,848.65	\$6,848.65	\$0.00
			1512	DEMO - 330 HIBISCUS ST.	Completed	CDBG	\$7,847.78	\$7,847.78	\$0.00
			1529	DEMO - 7211 43RD STREET NORTH	Completed	CDBG	\$4,789.14	\$4,789.14	\$0.00
			1530	DEMO - 220 HIBISCUS STREET	Completed	CDBG	\$3,951.17	\$3,951.17	\$0.00
			1531	DEMO - 3108 58TH AVE NORTH	Completed	CDBG	\$2,492.60	\$2,492.60	\$0.00
			1532	DEMO - 2825 BEACH BOULEVARD	Completed	CDBG	\$2,997.91	\$2,997.91	\$0.00
			1557	DEMO - 1005 49TH STREET SOUTH	Completed	CDBG	\$3,161.52	\$3,161.52	\$0.00
			1574	DEMO - 1829 YORK STREET S	Completed	CDBG	\$3,870.51	\$3,870.51	\$0.00
			1580	DEMO - 12722 126TH ST	Completed	CDBG	\$4,039.34	\$4,039.34	\$0.00
			1582	DEMO - UNION ACADEMY CLEANUP	Completed	CDBG	\$18,278.00	\$18,278.00	\$0.00
			1583	DEMO - 3930 58TH AV	Completed	CDBG	\$2,751.45	\$2,751.45	\$0.00
			1584	DEMO - 500 S WALTON	Completed	CDBG	\$5,908.00	\$5,908.00	\$0.00
			1585	DEMO - 501 LINCOLN AV	Completed	CDBG	\$4,980.00	\$4,980.00	\$0.00

U.S. Department of Housing and Urban Development
Office of Community Planning and Development
Integrated Disbursement and Information System
List of Activities By Program Year And Project
PINELLAS COUNTY,FL

DATE: 12-28-15
TIME: 17:02
PAGE: 48

Plan Year	IDIS Project	Project	IDIS Activity ID	Activity Name	Activity Status	Program	Funded Amount	Draw Amount	Balance
2002	10	Demolition and Clearance	1589	DEMO - 326 S. GROSS	Completed	CDBG	\$6,675.33	\$6,675.33	\$0.00
			1592	DEMO - 1246 N PINELLAS AV	Completed	CDBG	\$6,736.44	\$6,736.44	\$0.00
			1593	DEMO - 63 W. PARK ST.	Completed	CDBG	\$2,155.23	\$2,155.23	\$0.00
			1597	DEMO - 137 E. ORANGE	Completed	CDBG	\$727.00	\$727.00	\$0.00
			1598	DEMO - 237 E. LIME	Completed	CDBG	\$679.00	\$679.00	\$0.00
			1599	DEMO - 426 E. OAK	Completed	CDBG	\$695.00	\$695.00	\$0.00
			1615	DEMOLITION AND CLEARANCE - 4350 58TH AVE	Completed	CDBG	\$3,159.25	\$3,159.25	\$0.00
			1616	DEMOLITION AND CLEARANCE	Completed	CDBG	\$2,156.00	\$2,156.00	\$0.00
			1617	DEMO - 615 N PINELLAS AVE	Completed	CDBG	\$861.00	\$861.00	\$0.00
			1618	DEMOLITION AND CLEARANCE	Completed	CDBG	\$1,214.80	\$1,214.80	\$0.00
			1620	DEMOLITION AND CLEARANCE	Completed	CDBG	\$5,775.10	\$5,775.10	\$0.00
			1621	DEMOLITION AND CLEARANCE	Completed	CDBG	\$4,085.88	\$4,085.88	\$0.00
			1622	DEMOLITION AND CLEARANCE	Completed	CDBG	\$743.00	\$743.00	\$0.00
		Project Total					\$161,724.19	\$161,724.19	\$0.00
	11	Commercial Rehabilitation	1467	CD02CFP01 - 700 - 51ST STREET SOUTH	Completed	CDBG	\$3,000.00	\$3,000.00	\$0.00
			1468	CD02CFP04 - 941 HUNTLEY AVENUE	Completed	CDBG	\$7,000.00	\$7,000.00	\$0.00
			1507	CD02CFP02 - CASUAL FURNITURE	Completed	CDBG	\$7,000.00	\$7,000.00	\$0.00
			1555	CD02CFP08 - HANCOCK MOTEL	Completed	CDBG	\$2,775.00	\$2,775.00	\$0.00
			1556	CD02CFP12 - DONUT SHOP/COFFEE HOUSE	Completed	CDBG	\$6,000.00	\$6,000.00	\$0.00
			1581	CF - 2902 BEACH BLVD	Completed	CDBG	\$7,000.00	\$7,000.00	\$0.00
			1587	CF - SWEENEY	Completed	CDBG	\$1,702.45	\$1,702.45	\$0.00
			1588	CF - 5805 PARK BLVD	Completed	CDBG	\$3,845.69	\$3,845.69	\$0.00
			1590	CF - GULFPORT TIRE STORE	Completed	CDBG	\$6,000.00	\$6,000.00	\$0.00
			1614	FACADE PROGRAM - 434 VIRGINIA LANE	Completed	CDBG	\$2,237.57	\$2,237.57	\$0.00
			1697	CFP 226 MAIN ST	Completed	CDBG	\$1,240.00	\$1,240.00	\$0.00
			1708	CFP - 638 SKINNER BLVD.	Completed	CDBG	\$4,000.00	\$4,000.00	\$0.00
			1709	CFP - 818 HIGHLAND	Completed	CDBG	\$6,000.00	\$6,000.00	\$0.00
		Project Total					\$57,800.71	\$57,800.71	\$0.00
	12	Historic Preservation	1554	TAGARELLI CONSTRUCTION OFFICE	Completed	CDBG	\$39,991.50	\$39,991.50	\$0.00
		Project Total					\$39,991.50	\$39,991.50	\$0.00
	13	Public Services	1480	PINELLAS OPPORTUNITY COUNCIL - CHORE SVC	Completed	CDBG	\$20,000.00	\$20,000.00	\$0.00
		Project Total					\$20,000.00	\$20,000.00	\$0.00
	14	Mustard Seed	1482	MUSTARD SEED FOUND - CRIMINAL JUSTICE	Completed	ESG	\$19,050.00	\$19,050.00	\$0.00
			1484	MUSTARD SEED FOUNDATION - INN	Canceled	ESG	\$0.00	\$0.00	\$0.00
			1698	ESG MSF 2510 CENTRAL AVE	Completed	ESG	\$18,385.54	\$18,385.54	\$0.00
		Project Total					\$37,435.54	\$37,435.54	\$0.00
	15	Homeless Emergency Project	1481	HOMELESS EMERGENCY PROJECT	Completed	ESG	\$50,000.00	\$50,000.00	\$0.00
		Project Total					\$50,000.00	\$50,000.00	\$0.00

U.S. Department of Housing and Urban Development
Office of Community Planning and Development
Integrated Disbursement and Information System
List of Activities By Program Year And Project
PINELLAS COUNTY,FL

DATE: 12-28-15
TIME: 17:02
PAGE: 49

Plan Year	IDIS Project	Project	IDIS Activity ID	Activity Name	Activity Status	Program	Funded Amount	Draw Amount	Balance
2002	16	The Haven	1485	RCS - THE HAVEN	Completed	ESG	\$39,164.46	\$39,164.46	\$0.00
		Project Total					\$39,164.46	\$39,164.46	\$0.00
	17	Suncoast Center	1483	SUNCOAST CENTER MOBILE VAN COUNSELOR	Completed	ESG	\$19,050.00	\$19,050.00	\$0.00
		Project Total					\$19,050.00	\$19,050.00	\$0.00
	18	Administration	1438	CDBG ADMINISTRATION - 02/03	Completed	CDBG	\$864,180.04	\$864,180.04	\$0.00
			1439	ESG ADMINISTRATION - 02/03	Completed	ESG	\$6,350.00	\$6,350.00	\$0.00
			1440	HOME ADMINISTRATION - 02/03	Completed	HOME	\$197,050.55	\$197,050.55	\$0.00
			1443	CDBG - REHAB DELIVERY/PORTFOLIO MGMT	Completed	CDBG	\$8,303.26	\$8,303.26	\$0.00
			1444	CDBG-CONTRACT SVC-MISC PORTFOLIO SVC FEE	Completed	CDBG	\$12,144.70	\$12,144.70	\$0.00
			1460	HMPFEE	Completed	HOME	\$42,760.94	\$42,760.94	\$0.00
			1535	HM02ADML - LARGO ADMINISTRATION - 02/03	Completed	HOME	\$12,145.77	\$12,145.77	\$0.00
		Project Total					\$1,142,935.26	\$1,142,935.26	\$0.00
	19	LEALMAN TARGET AREA	1510	CD02LMNFC - LEALMAN FAMILY CENTER	Completed	CDBG	\$6,379.37	\$6,379.37	\$0.00
			1567	LEALMAN TARGET AREA	Completed	CDBG	\$4,590.00	\$4,590.00	\$0.00
			1591	NEIGHBORHOOD SIGNAGE	Completed	CDBG	\$158.98	\$158.98	\$0.00
			1619	LEALMAN	Completed	CDBG	\$25,987.50	\$25,987.50	\$0.00
		Project Total					\$37,115.85	\$37,115.85	\$0.00
						CDBG	\$2,747,509.06	\$2,747,509.06	\$0.00
						ESG	\$152,000.00	\$152,000.00	\$0.00
						HOME	\$2,449,085.58	\$2,449,085.58	\$0.00
	Program Total						\$5,348,594.64	\$5,348,594.64	\$0.00
	2002 Total						\$61,370.48	\$61,370.48	\$0.00
2003	1	DANSVILLE PHASE 3 UTILITIES	1668	DANSVILLE PHASE 3 UTILITIES	Completed	CDBG	\$61,370.48	\$61,370.48	\$0.00
		Project Total					\$61,370.48	\$61,370.48	\$0.00
	2	DNDC OPERATIONS	1678	DNDC OPERATIONS	Completed	CDBG	\$57,858.71	\$57,858.71	\$0.00
		Project Total					\$57,858.71	\$57,858.71	\$0.00
	3	RAINBOW VILLAGE STREETScape AND LANDSCAPE	1790	RAINBOW VILLAGE IMPROVEMENTS	Completed	CDBG	\$439,000.00	\$439,000.00	\$0.00
		Project Total					\$439,000.00	\$439,000.00	\$0.00
	4	RIDGECREST CLEAN UP	1720	RIDGECREST NEIGHBORHOOD CLEANUP	Completed	CDBG	\$9,439.73	\$9,439.73	\$0.00
		Project Total					\$9,439.73	\$9,439.73	\$0.00
	5	GRA 119TH STREET ENHANCEMENTS	1890	119TH STREET/GOODEN ENHANCEMENTS	Completed	CDBG	\$368,444.00	\$368,444.00	\$0.00
		Project Total					\$368,444.00	\$368,444.00	\$0.00
	6	RIDGECREST BRANCH YMCA OPERATIONS	1667	YMCA OPERATIONS	Completed	CDBG	\$283,500.00	\$283,500.00	\$0.00
		Project Total					\$283,500.00	\$283,500.00	\$0.00
	7	LEALMAN NEWSLETTER	1687	LEALMAN FAMILY CENTER NEWSLETTER	Completed	CDBG	\$8,714.94	\$8,714.94	\$0.00
		Project Total					\$8,714.94	\$8,714.94	\$0.00
	8	LEALMAN STREET LIGHTS	1764	LEALMAN STREET LIGHTS	Completed	CDBG	\$10,591.18	\$10,591.18	\$0.00
		Project Total					\$10,591.18	\$10,591.18	\$0.00

U.S. Department of Housing and Urban Development
Office of Community Planning and Development
Integrated Disbursement and Information System
List of Activities By Program Year And Project
PINELLAS COUNTY,FL

DATE: 12-28-15
TIME: 17:02
PAGE: 50

Plan Year	IDIS Project	Project	IDIS Activity ID	Activity Name	Activity Status	Program	Funded Amount	Draw Amount	Balance
2003	9	LEALMAN NEIGHBORHOOD CLEAN-UP	1721	CENTRAL LEALMAN NEIGHBORHOOD CLEANUP	Completed	CDBG	\$23,005.12	\$23,005.12	\$0.00
		Project Total					\$23,005.12	\$23,005.12	\$0.00
	10	LEALMAN PARK DEVELOPMENT	1892	JOES CREEK GREENWAY FENCE	Completed	CDBG	\$125,974.87	\$125,974.87	\$0.00
			1999	JOE'S CREEK GREENWAY IMPROVEMENTS	Completed	CDBG	\$334,410.86	\$334,410.86	\$0.00
			2040	JOE'S CREEK GREENWAY PLANTS	Completed	CDBG	\$19,703.00	\$19,703.00	\$0.00
		Project Total					\$480,088.73	\$480,088.73	\$0.00
	11	LEALMAN FAMILY CENTER CONSTRUCTION	1671	LEALMAN FAMILY CENTER CONSTRUCTION	Completed	CDBG	\$524,881.05	\$524,881.05	\$0.00
		Project Total					\$524,881.05	\$524,881.05	\$0.00
	14	PINELLAS PARK STREETScape	1765	PINELLAS PARK BELL TOWER & STREETScape	Completed	CDBG	\$300,000.00	\$300,000.00	\$0.00
		Project Total					\$300,000.00	\$300,000.00	\$0.00
	15	SAFETY HARBOR BRICK STREETS	1850	SAFETY HARBOR BRICK STREETS	Completed	CDBG	\$101,159.00	\$101,159.00	\$0.00
		Project Total					\$101,159.00	\$101,159.00	\$0.00
	16	REDINGTON SHORES UTILITIES	1796	REDINGTON SHORES UNDERGROUND UTILITIES	Completed	CDBG	\$300,000.00	\$300,000.00	\$0.00
		Project Total					\$300,000.00	\$300,000.00	\$0.00
	17	TARPON SPRINGS SAFFORD IMPROVEMENTS	1812	TARPON SPRINGS SAFFORD IMPROVEMENTS	Completed	CDBG	\$493,705.98	\$493,705.98	\$0.00
		Project Total					\$493,705.98	\$493,705.98	\$0.00
	18	GULFPORT MULTI-USE COMMUNITY FACILITY	1762	GULFPORT MULTI-USE COMMUNITY FACILITY	Completed	CDBG	\$400,000.00	\$400,000.00	\$0.00
		Project Total					\$400,000.00	\$400,000.00	\$0.00
	19	DEMOLITION AND CLEARANCE	1663	DEMO-703 ORAGNE AVENUE	Completed	CDBG	\$5,597.98	\$5,597.98	\$0.00
			1664	DEMO-631 VIRGINIA ST.	Completed	CDBG	\$3,880.85	\$3,880.85	\$0.00
			1665	DEMO-4255 56TH AVE N	Completed	CDBG	\$8,030.79	\$8,030.79	\$0.00
			1666	DEMO-503 S SAFFORD AVE	Completed	CDBG	\$7,000.00	\$7,000.00	\$0.00
			1672	DEMO-LINCOLN AVE	Completed	CDBG	\$6,961.00	\$6,961.00	\$0.00
			1673	DEMO-19109 WHISPERING PINES DR	Completed	CDBG	\$5,784.99	\$5,784.99	\$0.00
			1674	DEMO-3778 41ST AVE N	Completed	CDBG	\$3,354.99	\$3,354.99	\$0.00
			1675	DEMO-615 PINELLAS AVE	Completed	CDBG	\$5,324.28	\$5,324.28	\$0.00
			1676	DEMO-426 E OAKWOOD ST	Completed	CDBG	\$5,688.38	\$5,688.38	\$0.00
			1677	DEMO-137 E ORANGE ST	Completed	CDBG	\$4,859.83	\$4,859.83	\$0.00
			1679	DEMO-13/27/15/64170/000/0030	Completed	CDBG	\$5,580.00	\$5,580.00	\$0.00
			1680	DEMO-13/27/15/64170/000/0020	Completed	CDBG	\$5,200.00	\$5,200.00	\$0.00
			1681	DEMO-13/27/15/64170/000/0050	Completed	CDBG	\$6,060.50	\$6,060.50	\$0.00
			1682	DEMO-13/27/15/64170/000/0090	Completed	CDBG	\$5,020.00	\$5,020.00	\$0.00
			1683	DEMO-13/27/15/64170/000/0110	Completed	CDBG	\$4,140.00	\$4,140.00	\$0.00
			1684	DEMO-13/27/15/64170/000/0100	Completed	CDBG	\$5,020.00	\$5,020.00	\$0.00
			1685	DEMO-1618 51ST ST S	Completed	CDBG	\$5,373.45	\$5,373.45	\$0.00
			1686	DEMO-129 E ORANGE ST	Completed	CDBG	\$4,938.32	\$4,938.32	\$0.00
			1688	DEMO-5844 150TH AVE N	Completed	CDBG	\$8,809.81	\$8,809.81	\$0.00
			1689	DEMO-12717 132ND AVE N	Completed	CDBG	\$8,726.75	\$8,726.75	\$0.00

U.S. Department of Housing and Urban Development
Office of Community Planning and Development
Integrated Disbursement and Information System
List of Activities By Program Year And Project
PINELLAS COUNTY,FL

DATE: 12-28-15
TIME: 17:02
PAGE: 51

Plan Year	IDIS Project	Project	IDIS Activity ID	Activity Name	Activity Status	Program	Funded Amount	Draw Amount	Balance
2003	19	DEMOLITION AND CLEARANCE	1702	DEMO - 4225 43RD AVE N	Completed	CDBG	\$3,539.21	\$3,539.21	\$0.00
			1707	DEMO - 4080 40TH STREET	Completed	CDBG	\$4,460.00	\$4,460.00	\$0.00
			1716	DEMO - 3891 52ND AVE	Completed	CDBG	\$4,344.47	\$4,344.47	\$0.00
			1742	DEMO - 424 LINCOLN AVE	Completed	CDBG	\$5,847.43	\$5,847.43	\$0.00
			1769	DEMO-214 E LIME	Completed	CDBG	\$4,423.00	\$4,423.00	\$0.00
			1791	DEMO - 2401 51ST AVE N	Completed	CDBG	\$4,272.00	\$4,272.00	\$0.00
			1792	DEMO - 3301 & 3297 64TH AVE	Completed	CDBG	\$6,692.70	\$6,692.70	\$0.00
			1793	DEMO - 220 E ORANGE ST.	Completed	CDBG	\$585.00	\$585.00	\$0.00
			1795	DEMO - 520 E LIME ST	Completed	CDBG	\$3,738.00	\$3,738.00	\$0.00
			1814	DEMO - 1478 GOODEN CROSSING	Completed	CDBG	\$3,681.87	\$3,681.87	\$0.00
			1828	DEMO - 13301 126TH	Canceled	CDBG	\$0.00	\$0.00	\$0.00
			1832	DEMO - 13301 126TH ST N	Completed	CDBG	\$2,520.00	\$2,520.00	\$0.00
		Project Total					\$159,455.60	\$159,455.60	\$0.00
	20	COMMERCIAL FACADE PROGRAM	1715	CFP - 108 4TH AVE	Completed	CDBG	\$3,000.00	\$3,000.00	\$0.00
			1722	CFP - 731-737 BROADWAY	Completed	CDBG	\$2,310.00	\$2,310.00	\$0.00
			1743	CFP - 100 E TARPON	Completed	CDBG	\$6,000.00	\$6,000.00	\$0.00
			1744	CFP - 7500 62ND WAY N	Completed	CDBG	\$1,901.50	\$1,901.50	\$0.00
			1794	CFP 101 8TH AVE N	Completed	CDBG	\$2,648.25	\$2,648.25	\$0.00
			1801	CFP - 201/203 N PINELLAS AVE	Completed	CDBG	\$6,000.00	\$6,000.00	\$0.00
		Project Total					\$21,859.75	\$21,859.75	\$0.00
	21	WIND TREE VILLAGE WALL PHASE 2	1800	WIND TREE WALL PHASE 2	Completed	CDBG	\$41,928.00	\$41,928.00	\$0.00
		Project Total					\$41,928.00	\$41,928.00	\$0.00
	22	POC CHORE SERVICES	1701	PINELLAS OPPORTUNITY COUNCIL-CHORE SVCS.	Completed	CDBG	\$20,000.00	\$20,000.00	\$0.00
		Project Total					\$20,000.00	\$20,000.00	\$0.00
	23	FAMILY RESOURCES YOUTH CRISIS CENTER	1670	FAMILY RESOURCES, INC. YOUTH SHELTER	Completed	CDBG	\$300,000.00	\$300,000.00	\$0.00
		Project Total					\$300,000.00	\$300,000.00	\$0.00
	24	MAJESTIC PARK WATERLINES	1767	MAJESTIC PARK WATERLINES & HYDRANTS	Completed	CDBG	\$44,919.50	\$44,919.50	\$0.00
		Project Total					\$44,919.50	\$44,919.50	\$0.00
	25	HIGH POINT YMCA ROOF	1789	HIGHPOINT YMCA FREE STANDING ROOF	Completed	CDBG	\$164,919.00	\$164,919.00	\$0.00
		Project Total					\$164,919.00	\$164,919.00	\$0.00
	26	RENTAL PROPERTY IMPROVEMENT PROGRAM	1691	RPI QUATTLEBAUM #6174	Completed	CDBG	\$15,000.00	\$15,000.00	\$0.00
			1692	RPI NEWMAN #6049	Completed	CDBG	\$3,850.00	\$3,850.00	\$0.00
			1693	RPI NEWMAN E. #6048	Completed	CDBG	\$4,650.00	\$4,650.00	\$0.00
			1694	RPI FRANKS #6165	Completed	CDBG	\$9,000.00	\$9,000.00	\$0.00
			1714	RPI - SHONEFELT - 6201	Completed	CDBG	\$22,000.00	\$22,000.00	\$0.00
			1723	RPI - POLIN - 6204	Completed	CDBG	\$3,200.00	\$3,200.00	\$0.00
			1763	RPI - SOMOGYI - #5869	Completed	CDBG	\$55,911.00	\$55,911.00	\$0.00
			1766	RPI - MCCABE - #6235	Completed	CDBG	\$7,800.00	\$7,800.00	\$0.00

U.S. Department of Housing and Urban Development
Office of Community Planning and Development
Integrated Disbursement and Information System
List of Activities By Program Year And Project
PINELLAS COUNTY,FL

DATE: 12-28-15
TIME: 17:02
PAGE: 52

Plan Year	IDIS Project	Project	IDIS Activity ID	Activity Name	Activity Status	Program	Funded Amount	Draw Amount	Balance
2003	26	RENTAL PROPERTY IMPROVEMENT PROGRAM	1770	RPI - CHIANG - #6253	Completed	CDBG	\$23,000.00	\$23,000.00	\$0.00
			1802	RPI - NUYTEN - #6272	Completed	CDBG	\$6,800.00	\$6,800.00	\$0.00
			1803	RPI - SHIU, HUA - #6263	Completed	CDBG	\$27,500.00	\$27,500.00	\$0.00
		Project Total					\$178,711.00	\$178,711.00	\$0.00
	27	GRA PAINT PROGRAM	1669	PAINT PROGRAMS	Completed	CDBG	\$26,035.07	\$26,035.07	\$0.00
							\$26,035.07	\$26,035.07	\$0.00
	28	GRA HOUSE NUMBERS	1662	GRA HOUSE NUMBER	Completed	CDBG	\$26,988.94	\$26,988.94	\$0.00
							\$26,988.94	\$26,988.94	\$0.00
	29	RENTAL HOUSING DEVELOPMENT	1772	RHD - ALTA LARGO #6238	Completed	HOME	\$1,000,000.00	\$1,000,000.00	\$0.00
			1898	RHD - CHAF - #6370	Completed	HOME	\$256,000.00	\$256,000.00	\$0.00
							\$1,256,000.00	\$1,256,000.00	\$0.00
	30	LARGO SINGLE FAMILY REHABILITATION PROGRAM	1641	LARGO LEER #6031	Completed	HOME	\$72,366.56	\$72,366.56	\$0.00
			1724	LARGO - PRICE - #6185	Completed	HOME	\$10,835.85	\$10,835.85	\$0.00
			1731	LARGO - PADULA - #6209	Completed	HOME	\$29,636.20	\$29,636.20	\$0.00
			1782	LARGO - SNIPES - #6254	Completed	HOME	\$58,683.63	\$58,683.63	\$0.00
			1788	LARGO - CRUZ - #6288	Completed	HOME	\$36,386.15	\$36,386.15	\$0.00
							\$207,908.39	\$207,908.39	\$0.00
	32	CASIL INDEPENDENT LIVING PROGRAM	1644	J. COMEY	Completed	HOME	\$2,750.00	\$2,750.00	\$0.00
			1660	TARPON PINES VILLAGE, LLC/DICANDILO	Completed	HOME	\$2,550.00	\$2,550.00	\$0.00
			1737	ILP - CRAWFORD - #6210	Completed	HOME	\$2,750.00	\$2,750.00	\$0.00
			1752	ILP - SNYDER - #6230	Completed	HOME	\$1,950.00	\$1,950.00	\$0.00
			1776	ILP - SCOTT - #6282	Completed	HOME	\$2,750.00	\$2,750.00	\$0.00
							\$12,750.00	\$12,750.00	\$0.00
	33	LARGO DOWN PAYMENT ASSISTANCE PROGRAM	1729	LARGO DAL - WEIGAND - #6208	Completed	HOME	\$8,800.00	\$8,800.00	\$0.00
			1730	LARGO DAL - TRAN - #6154	Completed	HOME	\$10,000.00	\$10,000.00	\$0.00
			1734	LARGO DAL - POWELL - #6157	Completed	HOME	\$10,800.00	\$10,800.00	\$0.00
			1735	LARGO DAL - JADUS - #6156	Completed	HOME	\$10,800.00	\$10,800.00	\$0.00
			1736	LARGO DAL - MARKHAM - #6202	Completed	HOME	\$7,800.00	\$7,800.00	\$0.00
			1741	LARGO DAL - ADAMI - #6203	Completed	HOME	\$9,725.00	\$9,725.00	\$0.00
			1746	LARGO DAL - SANPHY - #6241	Completed	HOME	\$10,800.00	\$10,800.00	\$0.00
			1747	LARGO DAL - MARTIN - #6158	Completed	HOME	\$7,800.00	\$7,800.00	\$0.00
			1748	LARGO DAL - BABA-ALIQ - #6228	Completed	HOME	\$7,925.00	\$7,925.00	\$0.00
			1783	LARGO DAL - RIVERA - #6267	Completed	HOME	\$10,800.00	\$10,800.00	\$0.00
			1784	LARGO DAL - VARNEY - #6266	Completed	HOME	\$10,800.00	\$10,800.00	\$0.00
			1817	LAR DPA - HAAS - #6312	Completed	HOME	\$10,800.00	\$10,800.00	\$0.00
			1847	LAR DPA - HOOLSEMA - #6343	Completed	HOME	\$10,800.00	\$10,800.00	\$0.00
							\$127,650.00	\$127,650.00	\$0.00
	34	HOMELESS EMERGENCY PROJECT OPERATIONS	1710	HOMELESS EMERGENCY PROJECT OPERATIONS	Completed	ESG	\$28,500.00	\$28,500.00	\$0.00

U.S. Department of Housing and Urban Development
Office of Community Planning and Development
Integrated Disbursement and Information System
List of Activities By Program Year And Project
PINELLAS COUNTY,FL

DATE: 12-28-15
TIME: 17:02
PAGE: 53

Plan Year	IDIS Project	Project	IDIS Activity ID	Activity Name	Activity Status	Program	Funded Amount	Draw Amount	Balance
2003	34	Project Total					\$28,500.00	\$28,500.00	\$0.00
	35	FAMILY RESOURCES TRANSITIONAL LIVING FACILITY	1712	FAM. RESOURCES RUNAWAY SHELTER OPERATION	Completed	ESG	\$15,000.00	\$15,000.00	\$0.00
		Project Total					\$15,000.00	\$15,000.00	\$0.00
	36	DAYCARE SCHOLARSHIPS FOR HOMELESS CHILDREN	1711	COMMUNITY PRIDE CHILD CARE CENTER	Completed	ESG	\$4,995.00	\$4,995.00	\$0.00
		Project Total					\$4,995.00	\$4,995.00	\$0.00
	37	MENTAL HEALTH SERVICES TO SHELTERED HOMELESS	1704	MOBILE MEDICAL TEAM	Completed	ESG	\$6,433.49	\$6,433.49	\$0.00
		Project Total					\$6,433.49	\$6,433.49	\$0.00
	38	RCS THE HAVEN	1706	RELIGIOUS COMMUNITY SERVICES - THE HAVEN	Completed	ESG	\$30,900.00	\$30,900.00	\$0.00
		Project Total					\$30,900.00	\$30,900.00	\$0.00
	39	CRIMINAL JUSTICE OUTREACH WORKER	1705	CRIMINAL JUSTICE OUTREACH WORKER	Completed	ESG	\$18,800.00	\$18,800.00	\$0.00
		Project Total					\$18,800.00	\$18,800.00	\$0.00
	40	CHIP SALARY AND OPERATIONS	1798	CHIP SALARY AND OPERATIONS	Completed	ESG	\$7,000.00	\$7,000.00	\$0.00
			1799	CHIP SALARY AND OPERATIONS	Completed	ESG	\$3,000.00	\$3,000.00	\$0.00
		Project Total					\$10,000.00	\$10,000.00	\$0.00
	41	ESG ADMINISTRATION	1717	ESG ADMINISTRATION	Completed	ESG	\$6,300.00	\$6,300.00	\$0.00
		Project Total					\$6,300.00	\$6,300.00	\$0.00
	42	HOME ADMINISTRATION	1643	ADMINISTRATION	Completed	HOME	\$290,456.06	\$290,456.06	\$0.00
		Project Total					\$290,456.06	\$290,456.06	\$0.00
	43	CDBG ADMINISTRATION	1642	CDBG ADMINISTRATION	Completed	CDBG	\$970,773.54	\$970,773.54	\$0.00
		Project Total					\$970,773.54	\$970,773.54	\$0.00
	44	TBCDC DOWN PAYMENT	1645	DAWN BARCLAY	Completed	HOME	\$6,600.00	\$6,600.00	\$0.00
			1646	CELESTE DUMONT	Completed	HOME	\$7,500.00	\$7,500.00	\$0.00
			1647	ELSA M. REYES	Completed	HOME	\$7,325.00	\$7,325.00	\$0.00
			1648	VARELA/AVANDA JORGE/LUZ	Completed	HOME	\$6,800.00	\$6,800.00	\$0.00
			1649	MARIANNE NIEVES	Completed	HOME	\$5,925.00	\$5,925.00	\$0.00
			1650	LISA SMITH	Completed	HOME	\$7,700.00	\$7,700.00	\$0.00
			1651	FELIX AND MIRIAM PEREZ	Completed	HOME	\$7,800.00	\$7,800.00	\$0.00
			1652	BARBARA WESTBROOK	Completed	HOME	\$7,275.00	\$7,275.00	\$0.00
			1653	OBRAD DJURIC	Completed	HOME	\$7,700.00	\$7,700.00	\$0.00
			1654	WILLIAM THOMAS	Completed	HOME	\$7,700.00	\$7,700.00	\$0.00
			1655	PAUL RAVEN	Completed	HOME	\$7,700.00	\$7,700.00	\$0.00
			1656	DANIEL T. HUNTER	Completed	HOME	\$7,700.00	\$7,700.00	\$0.00
			1657	DOMINICK CRITELLI	Completed	HOME	\$7,700.00	\$7,700.00	\$0.00
			1658	ANGELINE DELLER	Completed	HOME	\$7,700.00	\$7,700.00	\$0.00
			1659	MARIN/RADOSTINA TODOROV/PAVLOVA	Completed	HOME	\$6,825.00	\$6,825.00	\$0.00
			1661	JAVIER PEREZ	Completed	HOME	\$6,900.00	\$6,900.00	\$0.00

U.S. Department of Housing and Urban Development
Office of Community Planning and Development
Integrated Disbursement and Information System
List of Activities By Program Year And Project
PINELLAS COUNTY,FL

DATE: 12-28-15
TIME: 17:02
PAGE: 54

Plan Year	IDIS Project	Project	IDIS Activity ID	Activity Name	Activity Status	Program	Funded Amount	Draw Amount	Balance
2003	44	TBCDC DOWN PAYMENT	1690	ARBEN & SELVIE BERBERI	Completed	HOME	\$7,800.00	\$7,800.00	\$0.00
			1699	JANINE CORRIGAN #6200	Completed	HOME	\$7,700.00	\$7,700.00	\$0.00
			1719	DAL - VUJICIC - #6213	Completed	HOME	\$7,425.00	\$7,425.00	\$0.00
			1725	DAL - BOLEY - #6215	Completed	HOME	\$7,125.00	\$7,125.00	\$0.00
			1726	DAL - GARCIA - #6212	Completed	HOME	\$7,700.00	\$7,700.00	\$0.00
			1727	DAL - TALNER - #6217	Completed	HOME	\$7,700.00	\$7,700.00	\$0.00
			1728	DAL - MORRIS - #6214	Completed	HOME	\$7,700.00	\$7,700.00	\$0.00
			1732	DAL - TURNER - #6218	Completed	HOME	\$7,700.00	\$7,700.00	\$0.00
			1733	DAL - CATINO - #6218	Completed	HOME	\$7,700.00	\$7,700.00	\$0.00
			1739	DAL - GLAVONJIC - #6224	Completed	HOME	\$7,700.00	\$7,700.00	\$0.00
			1740	DAL - BARNES - #6279	Completed	HOME	\$7,380.00	\$7,380.00	\$0.00
			1745	DAL - SMALLING - #6232	Completed	HOME	\$7,700.00	\$7,700.00	\$0.00
			1749	DAL - MILOSEVIC - #6234	Completed	HOME	\$7,700.00	\$7,700.00	\$0.00
			1750	DAL - HARRIS - #6231	Completed	HOME	\$7,575.00	\$7,575.00	\$0.00
			1751	DAL - POLJAC - #6220	Completed	HOME	\$7,560.00	\$7,560.00	\$0.00
			1754	DAL - WATSON - #6243	Completed	HOME	\$5,050.00	\$5,050.00	\$0.00
			1755	DAL - MORALES - #6244	Completed	HOME	\$7,700.00	\$7,700.00	\$0.00
			1756	DAL - TIZNADO - #6247	Completed	HOME	\$7,700.00	\$7,700.00	\$0.00
			1757	DAL - RUIZ - #6248	Completed	HOME	\$6,900.00	\$6,900.00	\$0.00
			1758	DAL - SANDY - #6249	Completed	HOME	\$7,800.00	\$7,800.00	\$0.00
			1759	DAL - GEARY - #6250	Completed	HOME	\$7,700.00	\$7,700.00	\$0.00
			1760	DAL - HESSE - #6251	Completed	HOME	\$7,700.00	\$7,700.00	\$0.00
			1761	DAL - JORDAN - #6252	Completed	HOME	\$6,575.00	\$6,575.00	\$0.00
			1768	DAL - QUEZON - #6259	Completed	HOME	\$6,809.73	\$6,809.73	\$0.00
			1774	DAL-KOCSES-#6242	Completed	HOME	\$7,800.00	\$7,800.00	\$0.00
			1775	DAL - FLORES - #6278	Completed	HOME	\$7,700.00	\$7,700.00	\$0.00
			1777	DAL - MCMILLEN/BATES - #6273	Completed	HOME	\$7,700.00	\$7,700.00	\$0.00
			1778	DAL - BENJAMIN - #6261	Completed	HOME	\$7,700.00	\$7,700.00	\$0.00
			1779	DAL - WILSON - #6268	Completed	HOME	\$7,250.00	\$7,250.00	\$0.00
			1780	DAL - GALLEGO - #6271	Completed	HOME	\$5,975.00	\$5,975.00	\$0.00
			1781	DAL - RAMIREZ - #6274	Completed	HOME	\$6,325.00	\$6,325.00	\$0.00
			1785	DAL - SARMIENTO - #6281	Completed	HOME	\$7,700.00	\$7,700.00	\$0.00
			1787	DAL - LINDO - #6286	Completed	HOME	\$5,900.00	\$5,900.00	\$0.00
			1804	DAL - GAETZ - #6302	Completed	HOME	\$7,700.00	\$7,700.00	\$0.00
			1805	DAL - NIKOLOV - #6304	Completed	HOME	\$7,700.00	\$7,700.00	\$0.00
			1806	DAL - ROGERS - #6291	Completed	HOME	\$7,700.00	\$7,700.00	\$0.00
			1807	DAL - NIEVES - #6289	Completed	HOME	\$7,200.00	\$7,200.00	\$0.00
			1808	DAL - LOYND - #6290	Completed	HOME	\$7,700.00	\$7,700.00	\$0.00
Project Total							\$396,999.73	\$396,999.73	\$0.00

U.S. Department of Housing and Urban Development
Office of Community Planning and Development
Integrated Disbursement and Information System
List of Activities By Program Year And Project
PINELLAS COUNTY,FL

DATE: 12-28-15
TIME: 17:02
PAGE: 56

Plan Year	IDIS Project	Project	IDIS Activity ID	Activity Name	Activity Status	Program	Funded Amount	Draw Amount	Balance
2004	12	Project Total					\$60,252.67	\$60,252.67	\$0.00
	13	HEP KITCHEN AND DINING FACILITY CONSTRUCTION	1985	HEP KITCHEN & DINING FACILITY	Completed	CDBG	\$450,000.00	\$450,000.00	\$0.00
		Project Total					\$450,000.00	\$450,000.00	\$0.00
	14	VAN GOGH'S PALLETTE - VINCENT HOUSE ACQUISITION	1813	VINCENT HOUSE ACQUISITION	Completed	CDBG	\$300,000.00	\$300,000.00	\$0.00
		Project Total					\$300,000.00	\$300,000.00	\$0.00
	15	WATSON CENTER BUILDING REHABILITATION	1833	WATSON CENTER REHAB	Completed	CDBG	\$33,251.00	\$33,251.00	\$0.00
		Project Total					\$33,251.00	\$33,251.00	\$0.00
	16	RCS FOOD PANTRY RENOVATION	1903	RCS FOOD PANTRY RENOVATIONS	Completed	CDBG	\$250,000.00	\$250,000.00	\$0.00
		Project Total					\$250,000.00	\$250,000.00	\$0.00
	17	OZONA VILLAGE IMPROVEMENT SOCIETY - HALL RESTORATION	1818	OZONA VILLAGE HALL RESTORATION	Completed	CDBG	\$141,989.00	\$141,989.00	\$0.00
		Project Total					\$141,989.00	\$141,989.00	\$0.00
	18	POC - CHORE SERVICES	1823	POC - CHORE SERVICES	Completed	CDBG	\$30,000.00	\$30,000.00	\$0.00
		Project Total					\$30,000.00	\$30,000.00	\$0.00
	19	TSHA - COPS AND KIDS PROGRAM	1904	TSHA COPS AND KIDS PROGRAM	Completed	CDBG	\$38,691.00	\$38,691.00	\$0.00
		Project Total					\$38,691.00	\$38,691.00	\$0.00
	20	CLEARANCE AND DEMOLITION	1821	DEMO - 4365 54TH AVE N	Completed	CDBG	\$6,335.50	\$6,335.50	\$0.00
			1825	DEMO - CD HIGHPOINT LOT	Completed	CDBG	\$2,240.00	\$2,240.00	\$0.00
			1830	DEMO - 645 E TARPON AVE	Completed	CDBG	\$4,352.50	\$4,352.50	\$0.00
			1831	DEMO - 637 E TARPON AVE	Completed	CDBG	\$3,892.25	\$3,892.25	\$0.00
			1835	DEMO - 15048 VERONA AVE	Completed	CDBG	\$575.00	\$575.00	\$0.00
			1836	DEMO - 949 R HIGHLAND	Completed	CDBG	\$5,189.63	\$5,189.63	\$0.00
			1846	DEMO - 3931 54TH AVE N	Completed	CDBG	\$3,512.25	\$3,512.25	\$0.00
			1870	DEMO - 12867 126TH ST	Completed	CDBG	\$4,556.25	\$4,556.25	\$0.00
			1889	DEMO - 418 E OAKWOOD	Completed	CDBG	\$4,465.42	\$4,465.42	\$0.00
			1917	DEMO - 523 E OAKWOOD	Completed	CDBG	\$3,529.12	\$3,529.12	\$0.00
			1921	DEMO - 219 RING AVE	Completed	CDBG	\$4,183.90	\$4,183.90	\$0.00
			1925	DEMO - 2517 48TH AVE	Completed	CDBG	\$5,320.95	\$5,320.95	\$0.00
			1926	DEMO - 4832 38TH ST N	Completed	CDBG	\$3,961.88	\$3,961.88	\$0.00
			1930	DEMO - 4908 37 ST	Completed	CDBG	\$6,872.52	\$6,872.52	\$0.00
		Project Total					\$58,987.17	\$58,987.17	\$0.00
	21	RENTAL HOUSING DEVELOPMENT	1902	RHD - PALMETTO PARK - 36383	Completed	HOME	\$900,000.00	\$900,000.00	\$0.00
		Project Total					\$900,000.00	\$900,000.00	\$0.00
	24	LARGO SINGLE FAMILY REHAB	1840	LSFR - TIPPIT - #6334	Completed	HOME	\$42,660.06	\$42,660.06	\$0.00
			1841	LSFR - MCROBERTS - #6333	Completed	HOME	\$61,136.63	\$61,136.63	\$0.00
			1848	LSFR - ERIKSON - #6341	Completed	HOME	\$62,723.61	\$62,723.61	\$0.00
			1857	LSFR - MCPHERSON - #6353	Completed	HOME	\$49,330.95	\$49,330.95	\$0.00

U.S. Department of Housing and Urban Development
Office of Community Planning and Development
Integrated Disbursement and Information System
List of Activities By Program Year And Project
PINELLAS COUNTY,FL

DATE: 12-28-15
TIME: 17:02
PAGE: 57

Plan Year	IDIS Project	Project	IDIS Activity ID	Activity Name	Activity Status	Program	Funded Amount	Draw Amount	Balance
2004	24	LARGO SINGLE FAMILY REHAB	1866	LSFR - THIBODEAU - #6368	Completed	HOME	\$15,171.55	\$15,171.55	\$0.00
			1867	LSFR - JACKSON - #6369	Completed	HOME	\$37,281.63	\$37,281.63	\$0.00
			1868	LSFR - NELSON - #6376	Completed	HOME	\$49,353.30	\$49,353.30	\$0.00
			1869	LSFR - MARVEL - #6375	Completed	HOME	\$55,905.23	\$55,905.23	\$0.00
			1897	LSFR - NELLIS - #6412	Completed	HOME	\$103,265.59	\$103,265.59	\$0.00
			1900	LSFR - MAVRAKOS - #6414	Completed	HOME	\$29,429.58	\$29,429.58	\$0.00
			1956	LSFR - HICKS - #6429	Completed	HOME	\$11,762.37	\$11,762.37	\$0.00
			1959	LSFR - COFFIN - #6466	Completed	HOME	\$65,541.20	\$65,541.20	\$0.00
			1961	LSFR - TAYLOR - #6469	Completed	HOME	\$18,925.15	\$18,925.15	\$0.00
			1963	LSFR - GAUTHIER - #6479	Completed	HOME	\$54,631.13	\$54,631.13	\$0.00
			1964	LSFR - ADEMA - #6478	Completed	HOME	\$22,091.78	\$22,091.78	\$0.00
			1967	LSFR - MOELLER - #6499	Completed	HOME	\$48,236.63	\$48,236.63	\$0.00
		Project Total					\$727,446.39	\$727,446.39	\$0.00
	25	RENTAL PROPERTY IMPROVEMENT	1820	RPI - PKC PROP INVEST - #6284	Completed	CDBG	\$6,250.00	\$6,250.00	\$0.00
			1822	RPI - STANG - #6283	Completed	CDBG	\$18,000.00	\$18,000.00	\$0.00
			1829	RPI - QUATTLEBAUM - #6306	Completed	CDBG	\$16,500.00	\$16,500.00	\$0.00
			1852	RPI - LANCIOTTI - #6345	Completed	CDBG	\$13,113.00	\$13,113.00	\$0.00
			1861	RPI - LORRLIS - #6349	Completed	CDBG	\$16,000.00	\$16,000.00	\$0.00
			1874	RPI - SAUER - #6360	Completed	CDBG	\$25,500.00	\$25,500.00	\$0.00
			1877	RPI - GOMEZ - #6307	Completed	CDBG	\$8,800.00	\$8,800.00	\$0.00
			1878	RPI - GOMEZ - #6308	Completed	CDBG	\$11,200.00	\$11,200.00	\$0.00
			1885	RPI - CRAVEN - #6386	Completed	CDBG	\$3,500.00	\$3,500.00	\$0.00
			1905	RPI - HEABERLIN - #6402	Completed	CDBG	\$24,000.00	\$24,000.00	\$0.00
			1906	RPI - HEABERLIN - #6401	Completed	CDBG	\$24,000.00	\$24,000.00	\$0.00
		Project Total					\$166,863.00	\$166,863.00	\$0.00
	26	DOWN PAYMENT ASSISTANCE	1842	DAL - TORRES - #6311	Completed	HOME	\$7,800.00	\$7,800.00	\$0.00
			1843	DAL - WATERSON - #6335	Completed	HOME	\$7,800.00	\$7,800.00	\$0.00
			1844	DAL - MARTINEZ - #6326	Completed	HOME	\$10,800.00	\$10,800.00	\$0.00
			1845	DAL - BRIANNE - #6331	Completed	HOME	\$10,800.00	\$10,800.00	\$0.00
			1849	DAL - WHITEHORSE - #6342	Completed	HOME	\$10,135.00	\$10,135.00	\$0.00
			1854	CNHS DAL - MCDERMITT - #6350	Completed	HOME	\$10,800.00	\$10,800.00	\$0.00
			1855	DAL - SARMIENTO - #6355	Completed	HOME	\$10,800.00	\$10,800.00	\$0.00
			1856	DAL - OBSTACULO - #6361	Completed	HOME	\$10,800.00	\$10,800.00	\$0.00
			1859	DAL - ZAHIROVIC	Completed	HOME	\$8,675.00	\$8,675.00	\$0.00
			1860	DAL - PEDERSEN - #6364	Completed	HOME	\$10,800.00	\$10,800.00	\$0.00
			1863	CNHS DAL - MENYHERT - #6367	Completed	HOME	\$10,000.00	\$10,000.00	\$0.00
			1864	CNHS DAL - BURK - #6379	Completed	HOME	\$10,800.00	\$10,800.00	\$0.00
			1865	DAL - ORE - #6380	Completed	HOME	\$10,800.00	\$10,800.00	\$0.00
			1872	DAL - FRANGIPANE - #6384	Completed	HOME	\$10,575.00	\$10,575.00	\$0.00

U.S. Department of Housing and Urban Development
Office of Community Planning and Development
Integrated Disbursement and Information System
List of Activities By Program Year And Project
PINELLAS COUNTY,FL

DATE: 12-28-15
TIME: 17:02
PAGE: 58

Plan Year	IDIS Project	Project	IDIS Activity ID	Activity Name	Activity Status	Program	Funded Amount	Draw Amount	Balance
2004	26	DOWN PAYMENT ASSISTANCE	1873	DAL - JOYNER - #6390	Completed	HOME	\$10,000.00	\$10,000.00	\$0.00
			1881	DAL - HRVACEVIC - #6398	Completed	HOME	\$10,000.00	\$10,000.00	\$0.00
			1887	CNHS DAL - BROWN - #6411	Completed	HOME	\$10,800.00	\$10,800.00	\$0.00
			1888	CNHS DAL - CABRERA - #6410	Completed	HOME	\$10,800.00	\$10,800.00	\$0.00
			1893	DAL - WILLIS - #6416	Completed	HOME	\$10,000.00	\$10,000.00	\$0.00
			1894	DAL PS - MOLA - #6421	Completed	HOME	\$10,000.00	\$10,000.00	\$0.00
			1895	DAL PS - BROWN - #6428	Completed	HOME	\$10,000.00	\$10,000.00	\$0.00
			1896	TBCDC DAL - BUSH - #6417	Completed	HOME	\$10,800.00	\$10,800.00	\$0.00
			1907	DAL PS - JOHNSON - #6432	Completed	HOME	\$10,000.00	\$10,000.00	\$0.00
			1908	DAL PS - KREPINEVICH - #6430	Completed	HOME	\$10,000.00	\$10,000.00	\$0.00
			1909	DAL PS - TRIMBLE - #64348	Completed	HOME	\$10,000.00	\$10,000.00	\$0.00
			1910	DAL PS - RICE - #6434	Completed	HOME	\$10,000.00	\$10,000.00	\$0.00
			1911	DAL PS - SUTLIFF - #6437	Completed	HOME	\$10,000.00	\$10,000.00	\$0.00
			1912	DAL PS - SADIENZA - #6436	Completed	HOME	\$10,000.00	\$10,000.00	\$0.00
			1913	DAL PS - STUMPF - #6441	Completed	HOME	\$10,000.00	\$10,000.00	\$0.00
			1914	DAL PS - ALLEN - #6439	Completed	HOME	\$10,000.00	\$10,000.00	\$0.00
			1915	DAL PS - RODGERS - #6431	Completed	HOME	\$10,000.00	\$10,000.00	\$0.00
			1916	Unknown	Canceled	CDBG	\$0.00	\$0.00	\$0.00
			1945	DAL PS - GAILEY - #6440	Completed	HOME	\$10,000.00	\$10,000.00	\$0.00
			1946	DAL PS - JENKINS - #6435	Completed	HOME	\$10,000.00	\$10,000.00	\$0.00
			1947	DAL PS - PEDERSEN - #6427	Completed	HOME	\$10,000.00	\$10,000.00	\$0.00
			1948	DAL PS - EICH - #6445	Completed	HOME	\$10,000.00	\$10,000.00	\$0.00
			1949	DAL PS - JALLAND - #6444	Completed	HOME	\$10,000.00	\$10,000.00	\$0.00
			1950	CNHS DAL - TAYLOR - #6446	Completed	HOME	\$10,800.00	\$10,800.00	\$0.00
			1951	CNHS DAL - MYERS - #6423	Completed	HOME	\$10,800.00	\$10,800.00	\$0.00
			1952	TBCDC DAL - GIVENS - #6397	Completed	HOME	\$9,440.00	\$9,440.00	\$0.00
			1953	TBCDC DAL - FOLBERTH - #6443	Completed	HOME	\$10,350.00	\$10,350.00	\$0.00
			1954	TBCDC DAL - PARKER - #6448	Completed	HOME	\$10,800.00	\$10,800.00	\$0.00
		Project Total					\$415,975.00	\$415,975.00	\$0.00
	27	LARGO DOWN PAYMENT ASSISTANCE	1899	LARGO DAL - SMITH - #6413	Completed	HOME	\$10,800.00	\$10,800.00	\$0.00
			1968	LDAL - D'ARISTOTILE - #6495	Completed	HOME	\$10,000.00	\$10,000.00	\$0.00
			1969	LDAL - MOORE - #6496	Completed	HOME	\$25,800.00	\$25,800.00	\$0.00
		Project Total					\$46,600.00	\$46,600.00	\$0.00
	29	RELIGIOUS COMMUNITY SERVICES - THE HAVEN OPERATING	1837	RCS - THE HAVEN OPERATIONS	Completed	ESG	\$30,678.51	\$30,678.51	\$0.00
							\$30,678.51	\$30,678.51	\$0.00
	30	CLEARWATER HOMELESS INTERVENTION PROJECT - OPERATIONS	1838	CHIP OPERATING FUNDS	Completed	ESG	\$25,000.00	\$25,000.00	\$0.00
							\$25,000.00	\$25,000.00	\$0.00

U.S. Department of Housing and Urban Development
Office of Community Planning and Development
Integrated Disbursement and Information System
List of Activities By Program Year And Project
PINELLAS COUNTY,FL

DATE: 12-28-15
TIME: 17:02
PAGE: 59

Plan Year	IDIS Project	Project	IDIS Activity ID	Activity Name	Activity Status	Program	Funded Amount	Draw Amount	Balance	
2004	31	SUNCOAST CENTER FOR COMMUNITY MENTAL HEALTH - SERVICES	1853	SCCMH SERVICES	Completed	ESG	\$14,524.00	\$14,524.00	\$0.00	
		Project Total					\$14,524.00	\$14,524.00	\$0.00	
	32	FAMILY RESOURCES YOUTH CRISIS SHELTER - OPERATIONS	1862	FAMILY RESOURCES YOUTH CRISIS CENTER OPS	Completed	ESG	\$25,000.00	\$25,000.00	\$0.00	
		Project Total					\$25,000.00	\$25,000.00	\$0.00	
	33	HOMELESS EMERGENCY PROJECT - OPERATIONS	1839	HOMELESS EMERGENCY PROJECT OPERATIONS	Completed	ESG	\$37,254.00	\$37,254.00	\$0.00	
		Project Total					\$37,254.00	\$37,254.00	\$0.00	
	34	CDBG ADMINISTRATION	1809	CDBG ADMINISTRATION	Completed	CDBG	\$881,576.52	\$881,576.52	\$0.00	
		Project Total					\$881,576.52	\$881,576.52	\$0.00	
	35	HOME ADMINISTRATION	1811	HOME ADMINISTRATION	Completed	HOME	\$269,000.78	\$269,000.78	\$0.00	
		Project Total					\$269,000.78	\$269,000.78	\$0.00	
	36	ESG ADMINISTRATION	1816	ESG PROGRAM ADMINISTRATION	Completed	ESG	\$6,983.00	\$6,983.00	\$0.00	
		Project Total					\$6,983.00	\$6,983.00	\$0.00	
	37	CASIL INDEPENDENT LIVING PROGRAM	1826	ILP - CICH - #6323	Completed	HOME	\$3,800.00	\$3,800.00	\$0.00	
			1827	ILP - ATKINSON - #6315	Completed	HOME	\$3,800.00	\$3,800.00	\$0.00	
			1858	ILP - NOONAN - #6365	Completed	HOME	\$3,800.00	\$3,800.00	\$0.00	
			1880	ILP - D'AMBROSIO - #6388	Completed	HOME	\$3,800.00	\$3,800.00	\$0.00	
			1882	ILP - TURNER - #6399	Completed	HOME	\$3,800.00	\$3,800.00	\$0.00	
			1901	ILP - JUDY - #6419	Completed	HOME	\$3,800.00	\$3,800.00	\$0.00	
		Project Total					\$22,800.00	\$22,800.00	\$0.00	
	38	HISTORIC PRESERVATION PROJECTS	1851	HISTORIC PRESERVATION PROJECTS	Completed	CDBG	\$10,000.00	\$10,000.00	\$0.00	
		Project Total					\$10,000.00	\$10,000.00	\$0.00	
	39	FRIENDS OF RIDGECREST ROOF REPAIR	1871	FRIENDS OF RIDGECREST ROOF REPAIR	Completed	CDBG	\$850.00	\$850.00	\$0.00	
			1891	FRIENDS OF RIDGECREST ROOF REPAIR	Completed	CDBG	\$1,999.00	\$1,999.00	\$0.00	
				Project Total				\$2,849.00	\$2,849.00	\$0.00
	42	CATHOLIC CHARITIES HURRICANE KATRINA	1919	CATHOLIC CHARITIES HURRICANE KATRINA	Completed	CDBG	\$100,000.00	\$100,000.00	\$0.00	
		Project Total					\$100,000.00	\$100,000.00	\$0.00	
	43	HOMELESS EMERGENCY PROJECT HURRICANE KATRINA	1939	HEP HURRICANE KATRINA ASSISTANCE	Completed	CDBG	\$2,635.00	\$2,635.00	\$0.00	
			1984	HEP HURRICANE KATRINA	Completed	CDBG	\$19,138.79	\$19,138.79	\$0.00	
				Project Total				\$21,773.79	\$21,773.79	\$0.00
	44	HIGH POINT FAMILY CENTER DESIGN	1932	HIGH POINT FAMILY CENTER DESIGN	Completed	CDBG	\$48,685.00	\$48,685.00	\$0.00	
				Project Total				\$48,685.00	\$48,685.00	\$0.00
						CDBG	\$4,102,248.43	\$4,102,248.43	\$0.00	
	Program Total						ESG	\$139,439.51	\$139,439.51	\$0.00
							HOME	\$2,381,822.17	\$2,381,822.17	\$0.00
	2004 Total							\$6,623,510.11	\$6,623,510.11	\$0.00

U.S. Department of Housing and Urban Development
Office of Community Planning and Development
Integrated Disbursement and Information System
List of Activities By Program Year And Project
PINELLAS COUNTY,FL

DATE: 12-28-15
TIME: 17:02
PAGE: 60

Plan Year	IDIS Project	Project	IDIS Activity ID	Activity Name	Activity Status	Program	Funded Amount	Draw Amount	Balance
2005	2	GREATER RIDGECREST AREA NEIGHBORHOOD CLEANUP	1974	GREATER RIDGECREST NEIGHBORHOOD CLEANUP	Completed	CDBG	\$10,414.97	\$10,414.97	\$0.00
		Project Total					\$10,414.97	\$10,414.97	\$0.00
	3	GREATER RIDGECREST AREA PAINT PROGRAM	1927	GRA PAINT PROGRAM	Completed	CDBG	\$4,644.81	\$4,644.81	\$0.00
		Project Total					\$4,644.81	\$4,644.81	\$0.00
	4	YMCA OPERATIONS GREATER RIDGECREST BRANCH	1928	YMCA OPERATIONS GRA BRANCH	Completed	CDBG	\$318,512.00	\$318,512.00	\$0.00
		Project Total					\$318,512.00	\$318,512.00	\$0.00
	5	LEALMAN CLEAN-UP	1972	LEALMAN NEIGHBORHOOD CLEANUP	Completed	CDBG	\$29,804.85	\$29,804.85	\$0.00
		Project Total					\$29,804.85	\$29,804.85	\$0.00
	6	LEALMAN FAMILY CENTER NEWSLETTER	1938	LEALMAN FAMILY CENTER NEWSLETTER	Completed	CDBG	\$9,692.09	\$9,692.09	\$0.00
		Project Total					\$9,692.09	\$9,692.09	\$0.00
	7	LEALMAN PARK IMPROVEMENTS	1975	LEALMAN PARK IMPROVEMENTS	Completed	CDBG	\$579,000.00	\$579,000.00	\$0.00
		Project Total					\$579,000.00	\$579,000.00	\$0.00
	8	HIGH POINT COMMUNITY PRIDE FENCE	1940	HIGH POINT COMMUNITY PRIDE FENCE	Completed	CDBG	\$7,192.00	\$7,192.00	\$0.00
		Project Total					\$7,192.00	\$7,192.00	\$0.00
	9	YMCA HIGH POINT BRANCH REHABILITATION	1937	YMCA HIGH POINT BRANCH REHABILITATION	Completed	CDBG	\$99,250.00	\$99,250.00	\$0.00
		Project Total					\$99,250.00	\$99,250.00	\$0.00
	10	CITY OF DUNEDIN STREETSCAPE	2085	CITY OF DUNEDIN STREETSCAPE	Completed	CDBG	\$72,060.68	\$72,060.68	\$0.00
		Project Total					\$72,060.68	\$72,060.68	\$0.00
	11	GULFPORT 49TH STREET STREETSCAPE	2074	GULFPORT 49TH STREET STREETSCAPE	Completed	CDBG	\$300,000.00	\$300,000.00	\$0.00
		Project Total					\$300,000.00	\$300,000.00	\$0.00
	12	OLDSMAR STREETSCAPE	2079	OLDSMAR STREETSCAPE	Completed	CDBG	\$200,000.00	\$200,000.00	\$0.00
		Project Total					\$200,000.00	\$200,000.00	\$0.00
	13	CITY OF PINELLAS PARK STREETSCAPE	2011	CITY OF PINELLAS PARK STREETSCAPE	Completed	CDBG	\$79,237.53	\$79,237.53	\$0.00
		Project Total					\$79,237.53	\$79,237.53	\$0.00
	14	CITY OF SAFETY HARBOR STREETSCAPE	1995	CITY OF SAFETY HARBOR STREETSCAPE	Completed	CDBG	\$75,000.00	\$75,000.00	\$0.00
		Project Total					\$75,000.00	\$75,000.00	\$0.00
	16	PEMHS REHABILITATION	1983	PEMHS REHABILITATION	Completed	CDBG	\$17,135.00	\$17,135.00	\$0.00
		Project Total					\$17,135.00	\$17,135.00	\$0.00
	17	HOMELESS EMERGENCY PROJECT REHABILITATION	1934	HOMELESS EMERGENCY PROJECT REHAB	Completed	ESG	\$75,000.00	\$75,000.00	\$0.00
		Project Total					\$75,000.00	\$75,000.00	\$0.00
	19	DEMOLITION AND CLEARANCE	1936	DEMO - 12518 ORANGE STREET	Completed	CDBG	\$4,794.50	\$4,794.50	\$0.00
			1943	DEMO - 19125 WHISPERING PINES DR	Completed	CDBG	\$700.00	\$700.00	\$0.00
			1944	DEMO - 520 LINCOLN AVE	Completed	CDBG	\$7,000.00	\$7,000.00	\$0.00
			1970	DEMO - 1249 22ND TERR	Completed	CDBG	\$2,982.00	\$2,982.00	\$0.00
			1971	DEMO - 414 GRANT	Completed	CDBG	\$5,380.73	\$5,380.73	\$0.00

U.S. Department of Housing and Urban Development
Office of Community Planning and Development
Integrated Disbursement and Information System
List of Activities By Program Year And Project
PINELLAS COUNTY,FL

DATE: 12-28-15
TIME: 17:02
PAGE: 61

Plan Year	IDIS Project	Project	IDIS Activity ID	Activity Name	Activity Status	Program	Funded Amount	Draw Amount	Balance
2005	19	DEMOLITION AND CLEARANCE	1973	DEMO - 4455 46TH ST	Completed	CDBG	\$4,737.08	\$4,737.08	\$0.00
			1978	DEMO - 1317 GOODEN CROSSING	Completed	CDBG	\$7,230.20	\$7,230.20	\$0.00
			1979	DEMO - 4317 57TH AVE	Completed	CDBG	\$3,970.05	\$3,970.05	\$0.00
			1986	DEMO - 7064 33RD ST N	Completed	CDBG	\$4,120.20	\$4,120.20	\$0.00
			1987	DEMO - 3837 44TH AVE N	Completed	CDBG	\$2,409.75	\$2,409.75	\$0.00
			1993	DEMO - 12599 128TH AVE	Completed	CDBG	\$3,806.59	\$3,806.59	\$0.00
			1994	DEMO - 5995 72ND AVE N	Completed	CDBG	\$7,077.00	\$7,077.00	\$0.00
			2003	DEMO - 7102 52ND WAY N	Completed	CDBG	\$5,143.76	\$5,143.76	\$0.00
			2013	DEMO - 5609 35TH WAY N	Completed	CDBG	\$5,802.68	\$5,802.68	\$0.00
		Project Total					\$65,154.54	\$65,154.54	\$0.00
	20	POC - CHORE SERVICES	1935	POC - CHORE SERVICES	Completed	CDBG	\$30,000.00	\$30,000.00	\$0.00
							\$30,000.00	\$30,000.00	\$0.00
	21	HOMELESS EMERGENCY PROJECT OPERATIONS	1977	HOMELESS EMERGENCY PROJECT OPERATIONS	Completed	ESG	\$33,572.00	\$33,572.00	\$0.00
							\$33,572.00	\$33,572.00	\$0.00
	22	CLEARWATER HOMLEESS INTERVENTION PROJECT OPERATIONS	1976	CHIP OPERATING	Completed	ESG	\$25,000.00	\$25,000.00	\$0.00
							\$25,000.00	\$25,000.00	\$0.00
	23	RENTAL PROPERTY IMPROVEMENT	1920	RPI - VALE - #6433	Completed	CDBG	\$3,000.00	\$3,000.00	\$0.00
			1924	RPI - FRIEDEL - #6453	Completed	CDBG	\$8,800.00	\$8,800.00	\$0.00
			1929	RPI - PADGITT - #6465	Completed	CDBG	\$13,000.00	\$13,000.00	\$0.00
			1941	RPI - FEDERAL HOMES - #6491	Completed	CDBG	\$24,000.00	\$24,000.00	\$0.00
			1942	RPI - FEDERAL HOMES - #6488	Completed	CDBG	\$24,000.00	\$24,000.00	\$0.00
		Project Total					\$72,800.00	\$72,800.00	\$0.00
	24	LARGO SINGLE FAMILY REHAB	1989	LSFR - ACKER - #6502	Completed	HOME	\$20,502.51	\$20,502.51	\$0.00
			2010	LSFR - SWIFT - 6583	Completed	HOME	\$146,828.64	\$146,828.64	\$0.00
			2025	LSFR - JOHNSON - #6610	Completed	HOME	\$132,588.63	\$132,588.63	\$0.00
			2029	LSFR - DAYS - #6634	Completed	HOME	\$43,971.96	\$43,971.96	\$0.00
			2030	LSFR - CLARK - #6636	Completed	HOME	\$19,495.81	\$19,495.81	\$0.00
			2036	LSFR - CRITCHLOW - #6635	Completed	HOME	\$60,884.58	\$60,884.58	\$0.00
		Project Total					\$424,272.13	\$424,272.13	\$0.00
	25	RENTAL HOUSING DEVELOPMENT	1966	RHD - GROVE PARK - #6381	Completed	HOME	\$686,848.42	\$686,848.42	\$0.00
			1980	RHD-HIGHLANDER VILLAGE/SHADY GROVE #6510	Completed	CDBG	\$350,000.00	\$350,000.00	\$0.00
						HOME	\$0.00	\$0.00	\$0.00
			1981	RHD - UPARC - #6509	Completed	CDBG	\$450,000.00	\$450,000.00	\$0.00
			1991	BOLEY CENTER - SAFE HAVEN	Completed	HOME	\$325,000.00	\$325,000.00	\$0.00
			2037	RHD - BOLEY SAFE HAVEN - #	Completed	HOME	\$2,135,880.00	\$2,135,880.00	\$0.00
			2370	OHD - Shady Grove	Completed	HOME	\$643,860.41	\$643,860.41	\$0.00
		Project Total					\$4,591,588.83	\$4,591,588.83	\$0.00

U.S. Department of Housing and Urban Development
Office of Community Planning and Development
Integrated Disbursement and Information System
List of Activities By Program Year And Project
PINELLAS COUNTY,FL

DATE: 12-28-15
TIME: 17:02
PAGE: 62

Plan Year	IDIS Project	Project	IDIS Activity ID	Activity Name	Activity Status	Program	Funded Amount	Draw Amount	Balance
2005	26	HOMEOWNER REHABILITATION	1957	LIL - RODRIGUEZ - #6461	Completed	HOME	\$18,812.49	\$18,812.49	\$0.00
			1962	ILP - MCGRATH - 36484	Completed	HOME	\$3,800.00	\$3,800.00	\$0.00
			1990	FORECLOSURE ACTIVITY - RALLS #6206	Open	HOME	\$62,320.89	\$60,448.86	\$1,872.03
			1997	ILP - IACONO - #653	Completed	HOME	\$3,800.00	\$3,800.00	\$0.00
		Project Total					\$88,733.38	\$86,861.35	\$1,872.03
	28	HOMELESS EMERGENCY PROJECT SUPPORTIVE HOUSING CONSTRUCTION	1982	HEP SUPPORTIVE HOUSING CONSTRUCTION	Completed	CDBG	\$100,000.00	\$100,000.00	\$0.00
							\$100,000.00	\$100,000.00	\$0.00
	29	UPARC ACQUISITION	1933	UPARC ACQUISITION - CDBG	Completed	CDBG	\$124,263.00	\$124,263.00	\$0.00
			1960	UPARC ACQUISITION - HOME	Completed	HOME	\$192,320.00	\$192,320.00	\$0.00
		Project Total					\$316,583.00	\$316,583.00	\$0.00
	30	LARGO DOWN PAYMENT ASSISTANCE	1996	LDAL - RIVERA - #6530	Completed	HOME	\$25,800.00	\$25,800.00	\$0.00
			2008	LARGO DAL - WINCHELL - #6567	Completed	HOME	\$25,800.00	\$25,800.00	\$0.00
			2009	LARGO DAL - SCROFFINS - #6566	Completed	HOME	\$24,950.00	\$24,950.00	\$0.00
			2012	LARGO DAL - OTALORA - #6587	Completed	HOME	\$25,800.00	\$25,800.00	\$0.00
			2027	LARGO DAL - TOSHA - #6589	Completed	HOME	\$25,800.00	\$25,800.00	\$0.00
			2028	LARGO DAL - REYES - #6588	Completed	HOME	\$25,800.00	\$25,800.00	\$0.00
			2031	LARGO DAL - GALLANT - #6655	Completed	HOME	\$25,800.00	\$25,800.00	\$0.00
			2032	LARGO DAL - MORENO - #6657	Completed	HOME	\$25,800.00	\$25,800.00	\$0.00
			2033	LARGO DAL - BOAZ - #6653	Completed	HOME	\$25,800.00	\$25,800.00	\$0.00
			2034	LARGO DAL - RAY - #6656	Completed	HOME	\$25,800.00	\$25,800.00	\$0.00
			2035	LARGO DAL - SALMAN - #6654	Completed	HOME	\$25,800.00	\$25,800.00	\$0.00
		Project Total					\$282,950.00	\$282,950.00	\$0.00
	31	DOWN PAYMENT ASSISTANCE	1955	CNHS DAL - JOYCE - #6458	Completed	HOME	\$10,800.00	\$10,800.00	\$0.00
			1958	DAL - SMITH - #6462	Completed	HOME	\$10,000.00	\$10,000.00	\$0.00
			1965	DAL-PS - MARTS - #6489	Completed	HOME	\$10,000.00	\$10,000.00	\$0.00
			1988	DAL-PS - TIPPIT - #6505	Completed	HOME	\$10,000.00	\$10,000.00	\$0.00
			1992	DAL - MARTINEZ - #6516	Completed	HOME	\$8,350.00	\$8,350.00	\$0.00
		Project Total					\$49,150.00	\$49,150.00	\$0.00
	33	PINELLAS COUNTY ADMINISTRATION	1918	CDBG ADMINISTRATION	Completed	CDBG	\$799,765.54	\$799,765.54	\$0.00
			1922	ESG ADMINISTRATION	Completed	ESG	\$6,768.99	\$6,768.99	\$0.00
			1923	HOME ADMINISTRATION	Completed	HOME	\$336,318.73	\$336,318.73	\$0.00
		Project Total					\$1,142,853.26	\$1,142,853.26	\$0.00
	34	FRIENDS OF RIDGECREST ROOF REPLACEMENT	1998	FRIENDS OF RIDGECREST ROOF REPLACEMENT	Completed	CDBG	\$20,000.00	\$20,000.00	\$0.00
		Project Total					\$20,000.00	\$20,000.00	\$0.00
	35	PINELLAS VILLAGE REHABILITATION	2005	PINELLAS VILLAGE REHAB	Completed	CDBG	\$57,826.02	\$57,826.02	\$0.00
			2111	PINELLAS VILLAGE REHAB	Completed	CDBG	\$25,000.00	\$25,000.00	\$0.00
		Project Total					\$82,826.02	\$82,826.02	\$0.00

U.S. Department of Housing and Urban Development
Office of Community Planning and Development
Integrated Disbursement and Information System
List of Activities By Program Year And Project
PINELLAS COUNTY,FL

DATE: 12-28-15
TIME: 17:02
PAGE: 63

Plan Year	IDIS Project	Project	IDIS Activity ID	Activity Name	Activity Status	Program	Funded Amount	Draw Amount	Balance
2005	36	ACQUISITION OF HOUSING SITES	2067	KORKIS ACQUISITION	Completed	CDBG	\$70,264.47	\$70,264.47	\$0.00
			2112	ACQUISITION OF HOUSING SITES - MCCREA	Completed	CDBG	\$107,044.05	\$107,044.05	\$0.00
		Project Total					\$177,308.52	\$177,308.52	\$0.00
						CDBG	\$4,074,061.55	\$4,074,061.55	\$0.00
		Program Total				ESG	\$140,340.99	\$140,340.99	\$0.00
						HOME	\$5,165,333.07	\$5,163,461.04	\$1,872.03
		2005 Total					\$9,379,735.61	\$9,377,863.58	\$1,872.03
2006	6	PINELLAS COUNTY ADMINISTRATION	2000	PINELLAS COUNTY CDBG ADMINISTRATION	Completed	CDBG	\$744,915.08	\$744,915.08	\$0.00
			2001	PINELLAS CO/LARGO HOME ADMINISTRATION	Completed	HOME	\$334,297.98	\$334,297.98	\$0.00
			2002	PINELLAS COUNTY ESG ADMINISTRATION	Completed	ESG	\$6,717.75	\$6,717.75	\$0.00
		Project Total					\$1,085,930.81	\$1,085,930.81	\$0.00
	10	Housing Opportunities - Largo Down Payment Assistance	2058	LARGO DAL - CURRY - #6735	Completed	HOME	\$25,800.00	\$25,800.00	\$0.00
			2059	LARGO DAL - PEDICONE - #6736	Completed	HOME	\$25,800.00	\$25,800.00	\$0.00
			2060	LARGO DAL - CHIPMAN - #6737	Completed	HOME	\$25,800.00	\$25,800.00	\$0.00
			2061	LARGO DAL - CONTOIS - #6734	Completed	HOME	\$25,800.00	\$25,800.00	\$0.00
			2062	LARGO DAL - ROGERS - #6733	Completed	HOME	\$25,800.00	\$25,800.00	\$0.00
			2078	LARGO DAL - HARTWELL - #6844	Completed	HOME	\$25,800.00	\$25,800.00	\$0.00
			2087	LARGO DAL - ANDREA - #6918	Completed	HOME	\$25,800.00	\$25,800.00	\$0.00
		Project Total					\$180,600.00	\$180,600.00	\$0.00
	11	Housing Opportunities (for Ownership)	2045	DAL - FAUST - #6669	Completed	HOME	\$10,000.00	\$10,000.00	\$0.00
			2050	PS DAL - COOK - #6668	Completed	HOME	\$10,000.00	\$10,000.00	\$0.00
			2051	PS DAL - BALDWIN - #6670	Completed	HOME	\$10,000.00	\$10,000.00	\$0.00
			2052	PS DAL - PINELLI - #6667	Completed	HOME	\$10,000.00	\$10,000.00	\$0.00
		Project Total					\$40,000.00	\$40,000.00	\$0.00
	12	Housing Production - Rental	2006	GROVE PARK RELOCATION: WARREN CAIN	Completed	HOME	\$48,279.90	\$48,279.90	\$0.00
			2007	GROVE PARK RELOCATION: OLIVER DECKER	Completed	HOME	\$42,540.62	\$42,540.62	\$0.00
			2024	GROVE PARK RELO - ROBERT HOAGLAND	Completed	HOME	\$6,839.09	\$6,839.09	\$0.00
			2026	GROVE PARK RELO - RAMONA MAGLONE	Completed	HOME	\$48,023.00	\$48,023.00	\$0.00
			2046	RHD - CHAF 31st St. - #6696	Completed	CDBG	\$351,833.75	\$351,833.75	\$0.00
						HOME	\$1,003,173.19	\$1,003,173.19	\$0.00
			2047	GROVE PARK RELO - BRISCOE	Completed	HOME	\$65,571.00	\$65,571.00	\$0.00
			2048	GROVE PARK RELO - WITHLOW	Completed	HOME	\$48,395.11	\$48,395.11	\$0.00
			2049	GROVE PARK RELO - WALCK	Completed	HOME	\$34,265.10	\$34,265.10	\$0.00
			2105	RHD - UPARC CURLEW SRO - #7005	Completed	HOME	\$375,599.50	\$375,599.50	\$0.00
		Project Total					\$2,024,520.26	\$2,024,520.26	\$0.00
	14	HOUSING PRESERVATION - CITY OF LARGO S/F REHAB	2063	LARGO SFR - CASAVANT - #6774	Completed	HOME	\$8,571.70	\$8,571.70	\$0.00
			2066	LSFR - MONARCH - #6753	Completed	HOME	\$143,683.16	\$143,683.16	\$0.00
			2088	LARGO SFR - PITTS - #6946	Completed	HOME	\$25,840.38	\$25,840.38	\$0.00

U.S. Department of Housing and Urban Development
Office of Community Planning and Development
Integrated Disbursement and Information System
List of Activities By Program Year And Project
PINELLAS COUNTY,FL

DATE: 12-28-15
TIME: 17:02
PAGE: 64

Plan Year	IDIS Project	Project	IDIS Activity ID	Activity Name	Activity Status	Program	Funded Amount	Draw Amount	Balance
2006	14	Project Total					\$178,095.24	\$178,095.24	\$0.00
	15	Housing Preservation - Rental	2039	TARPON SPRINGS HOUSING AUTHORITY DUPLEX	Completed	CDBG	\$271,359.80	\$271,359.80	\$0.00
			2054	RPI - FRIEDEL - 6582	Completed	CDBG	\$12,000.00	\$12,000.00	\$0.00
			2055	RPI - LAU - 6611	Completed	CDBG	\$9,000.00	\$9,000.00	\$0.00
			2056	RPI - KARROT - 6620	Completed	CDBG	\$4,064.51	\$4,064.51	\$0.00
			2064	RHD - CSF LEO LANE - #6771	Completed	HOME	\$814,704.00	\$814,704.00	\$0.00
		Project Total					\$1,111,128.31	\$1,111,128.31	\$0.00
	17	Homeless Emergency Project, Inc. - Utilities	2042	HOMELESS EMERGENCY PROJECT OPERATIONS	Completed	ESG	\$31,468.98	\$31,468.98	\$0.00
		Project Total					\$31,468.98	\$31,468.98	\$0.00
	18	Religious Community Services, Inc. Haven and Grace House	2043	RCS - GRACE HOUSE/HAVEN MAINT & OPS	Completed	ESG	\$55,195.37	\$55,195.37	\$0.00
			2044	RCS GRACE HOUSE/HAVEN ESSENTIAL SVCS	Completed	ESG	\$26,805.93	\$26,805.93	\$0.00
			2083	RCS GRACE HOUSE/HAVEN ESSENTIAL SVCS	Completed	ESG	\$13,194.06	\$13,194.06	\$0.00
		Project Total					\$95,195.36	\$95,195.36	\$0.00
	20	Family Resources, Inc. - Rehab of Turner Street Facility	2023	FAMILY RESOURCES TURNER ST REHAB	Completed	CDBG	\$463,506.78	\$463,506.78	\$0.00
		Project Total					\$463,506.78	\$463,506.78	\$0.00
	21	Security/Utility Deposit Program	2057	ST PETERSBURG FREE CLINIC	Completed	CDBG	\$15,849.92	\$15,849.92	\$0.00
		Project Total					\$15,849.92	\$15,849.92	\$0.00
	23	Clearance and Demolition	2014	DEMO - 4351 56TH ST. N.	Completed	CDBG	\$3,711.44	\$3,711.44	\$0.00
			2015	DEMO - 2782 52ND AVE N	Completed	CDBG	\$3,914.06	\$3,914.06	\$0.00
			2018	DEMO - 3770 44TH AVE N	Completed	CDBG	\$3,868.24	\$3,868.24	\$0.00
			2019	DEMO - 1431 OAK STREET	Completed	CDBG	\$6,982.29	\$6,982.29	\$0.00
			2020	DEMO - 19125 WHISPERING PINES	Completed	CDBG	\$6,300.00	\$6,300.00	\$0.00
			2041	DEMO - 4343 57TH AVE	Completed	CDBG	\$6,777.15	\$6,777.15	\$0.00
			2053	DEMO - 12810 CAMPBELL LANE	Completed	CDBG	\$7,417.66	\$7,417.66	\$0.00
			2065	DEMO - 12810 CAMPBELL LN	Canceled	CDBG	\$0.00	\$0.00	\$0.00
		Project Total					\$38,970.84	\$38,970.84	\$0.00
	24	Pinellas Opportunity Council - Chore Services	2016	POC - CHORE SERVICES	Completed	CDBG	\$30,000.00	\$30,000.00	\$0.00
		Project Total					\$30,000.00	\$30,000.00	\$0.00
	25	GRA YMCA Operations	2021	GRA YMCA OPERATIONS	Completed	CDBG	\$340,000.00	\$340,000.00	\$0.00
		Project Total					\$340,000.00	\$340,000.00	\$0.00
	26	Lealman Family Center Newsletter	2017	LEALMAN FAMILY CENTER NEWS	Completed	CDBG	\$11,081.13	\$11,081.13	\$0.00
		Project Total					\$11,081.13	\$11,081.13	\$0.00
	28	City of Pinellas Park Sidewalks	2072	CITY OF PINELLAS PARK SIDEWALKS	Completed	CDBG	\$188,458.50	\$188,458.50	\$0.00
		Project Total					\$188,458.50	\$188,458.50	\$0.00
	30	High Point Family Center	2004	HIGH POINT FAMILY CENTER CONSTRUCTION	Completed	CDBG	\$1,270,000.00	\$1,270,000.00	\$0.00
		Project Total					\$1,270,000.00	\$1,270,000.00	\$0.00
	31	Greater Ridgecrest Area Gooden Crossing Sidewalks	2022	GOODEN CROSSING SIDEWALKS	Completed	CDBG	\$203,955.55	\$203,955.55	\$0.00
			2198	Gooden Crossing Sidewalk Acquisition of Right-of-Way	Completed	CDBG	\$2,400.00	\$2,400.00	\$0.00

U.S. Department of Housing and Urban Development
Office of Community Planning and Development
Integrated Disbursement and Information System
List of Activities By Program Year And Project
PINELLAS COUNTY,FL

Plan Year	IDIS Project	Project	IDIS Activity ID	Activity Name	Activity Status	Program	Funded Amount	Draw Amount	Balance
2006	31	Project Total					\$206,355.55	\$206,355.55	\$0.00
	32	Dansville Phase III	2115	DANSVILLE PHASE III	Completed	CDBG	\$1,565,984.54	\$1,565,984.54	\$0.00
		Project Total					\$1,565,984.54	\$1,565,984.54	\$0.00
						CDBG	\$5,523,380.40	\$5,523,380.40	\$0.00
		Program Total				ESG	\$133,382.09	\$133,382.09	\$0.00
						HOME	\$3,220,383.73	\$3,220,383.73	\$0.00
		2006 Total					\$8,877,146.22	\$8,877,146.22	\$0.00
2007	1	PINELLAS COUNTY ADMINISTRATION	2069	CDBG ADMINISTRATION	Completed	CDBG	\$715,980.27	\$715,980.27	\$0.00
			2070	ESG ADMINISTRATION	Completed	ESG	\$6,748.90	\$6,748.90	\$0.00
			2071	HOME ADMINISTRATION	Completed	HOME	\$228,143.99	\$228,143.99	\$0.00
		Project Total					\$950,873.16	\$950,873.16	\$0.00
	2	GREATER RIDGECREST AREA NEIGHBORHOOD CLEANUP	2084	GRA NEIGHBORHOOD CLEANUP	Completed	CDBG	\$14,657.14	\$14,657.14	\$0.00
		Project Total					\$14,657.14	\$14,657.14	\$0.00
	3	YMCA GRA BRANCH ROOF REPAIR	2086	YMCA GREATER RIDGECREST ROOF REHAB	Completed	CDBG	\$47,579.75	\$47,579.75	\$0.00
		Project Total					\$47,579.75	\$47,579.75	\$0.00
	5	GRA YMCA OPERATIONS	2082	GRA YMCA OPERATIONS	Completed	CDBG	\$321,880.00	\$321,880.00	\$0.00
		Project Total					\$321,880.00	\$321,880.00	\$0.00
	6	LEALMAN FAMILY CENTER NEWSLETTER	2080	LEALMAN FAMILY CENTER NEWSLETTER	Completed	CDBG	\$7,497.90	\$7,497.90	\$0.00
		Project Total					\$7,497.90	\$7,497.90	\$0.00
	7	CITY OF GULFPORT STREETSCAPE	2260	Gulfport 49th Streetscape Project	Completed	CDBG	\$152,640.07	\$152,640.07	\$0.00
		Project Total					\$152,640.07	\$152,640.07	\$0.00
	8	SUNCOAST CENTER FOR COMMUNITY MENTAL HEALTH- HOMELESS SVCS.	2068	SCCMH HOMELESS SERVICES	Canceled	CDBG	\$0.00	\$0.00	\$0.00
			2075	SUNCOAST CTR FOR COMMUNITY MENTAL HEALTH	Completed	CDBG	\$141,274.57	\$141,274.57	\$0.00
		Project Total					\$141,274.57	\$141,274.57	\$0.00
	9	CITY OF PINELLAS PARK SIDEWALKS	2118	PINELLAS PARK SIDEWALK	Completed	CDBG	\$149,928.70	\$149,928.70	\$0.00
		Project Total					\$149,928.70	\$149,928.70	\$0.00
	10	CITY OF SAFETY HARBOR STREETSCAPE	2116	CITY OF SAFETY HARBOR STREETSCAPE	Completed	CDBG	\$50,000.00	\$50,000.00	\$0.00
		Project Total					\$50,000.00	\$50,000.00	\$0.00
	12	PINELLAS OPPORTUNITY COUNCIL - CHORE SERVICES	2076	POC - CHORE SERVICES	Completed	CDBG	\$30,480.00	\$30,480.00	\$0.00
		Project Total					\$30,480.00	\$30,480.00	\$0.00
	13	LIGHTHOUSE OF PINELLAS AIR CONDITIONING	2081	LIGHTHOUSE OF PINELLAS AIR CONDITIONING	Completed	CDBG	\$77,569.00	\$77,569.00	\$0.00
		Project Total					\$77,569.00	\$77,569.00	\$0.00
	14	PEMHS FACILITY CONSTRUCTION	2126	PEMHS FACILITY CONSTRUCTION	Completed	CDBG	\$400,000.00	\$400,000.00	\$0.00
		Project Total					\$400,000.00	\$400,000.00	\$0.00

U.S. Department of Housing and Urban Development
Office of Community Planning and Development
Integrated Disbursement and Information System
List of Activities By Program Year And Project
PINELLAS COUNTY,FL

DATE: 12-28-15
TIME: 17:02
PAGE: 66

Plan Year	IDIS Project	Project	IDIS Activity ID	Activity Name	Activity Status	Program	Funded Amount	Draw Amount	Balance
2007	15	WESTCARE GULF COAST MUSTARD SEED/TURNING POINT REHAB	2097	WESTCARE TURNING POINT REHAB	Completed	CDBG	\$35,700.00	\$35,700.00	\$0.00
			2100	WESTCARE - MUSTARD SEED REHAB	Completed	CDBG	\$107,130.00	\$107,130.00	\$0.00
		Project Total					\$142,830.00	\$142,830.00	\$0.00
	16	WESTCARE GULF COAST TURNING POINT SHELTER	2077	WESTCARE GULFCOAST TURNING POINT SHELTER	Completed	ESG	\$128,229.00	\$128,229.00	\$0.00
		Project Total					\$128,229.00	\$128,229.00	\$0.00
	17	HOUSING PRESERVATION - OWNER OCCUPIED	2098	PM - BROWN - CASE #5397	Canceled	CDBG	\$0.00	\$0.00	\$0.00
		Project Total					\$0.00	\$0.00	\$0.00
	19	HOUSING PRESERVATION - CITY OF LARGO	2101	LARGO SFR - URBANEC - #6976	Completed	HOME	\$69,276.50	\$69,276.50	\$0.00
			2109	LSFR - BOTTA - #6988	Completed	HOME	\$27,199.85	\$27,199.85	\$0.00
			2152	LARGO DAL - VOGEL - #7085	Completed	HOME	\$37,591.30	\$37,591.30	\$0.00
		Project Total					\$134,067.65	\$134,067.65	\$0.00
	20	HOUSING PRODUCTION - OWNER OCCUPIED	2106	OHD - STEVENS CREEK - #6913H	Completed	HOME	\$1,427,085.53	\$1,427,085.53	\$0.00
		Project Total					\$1,427,085.53	\$1,427,085.53	\$0.00
	21	HOUSING OPPORTUNITIES - OWNERSHIP	2091	DAL - FAIRBANKS - #6987	Completed	HOME	\$10,887.50	\$10,887.50	\$0.00
			2092	DAL - MOORE - #6991	Completed	HOME	\$11,302.50	\$11,302.50	\$0.00
			2093	DAL - ROBERT - #6989	Completed	HOME	\$11,311.00	\$11,311.00	\$0.00
			2094	DAL - SALADIN - #6990	Completed	HOME	\$21,302.50	\$21,302.50	\$0.00
			2095	DAL - FURTIVO - #6993	Completed	HOME	\$11,250.00	\$11,250.00	\$0.00
			2096	DAL - WILKINS - #6995	Completed	HOME	\$8,287.50	\$8,287.50	\$0.00
			2102	DAL - CHURCH - #7008	Completed	HOME	\$11,237.50	\$11,237.50	\$0.00
			2103	DAL - BROYLES - #7007	Completed	HOME	\$11,387.50	\$11,387.50	\$0.00
			2104	DAL - CARSTENSEN - #7009	Completed	HOME	\$19,422.50	\$19,422.50	\$0.00
			2107	DAL - HANNA - #7014	Completed	HOME	\$10,887.50	\$10,887.50	\$0.00
			2108	DAL - DIFRENNNA - #7019	Completed	HOME	\$7,502.50	\$7,502.50	\$0.00
			2110	DAL - CURRIER - #7020	Completed	HOME	\$11,202.50	\$11,202.50	\$0.00
		Project Total					\$145,981.00	\$145,981.00	\$0.00
	22	HOUSING OPPORTUNITIES - LARGO DOWN PAYMENT ASSISTANCE	2089	LARGO DAL - DISALVO - #6937	Completed	HOME	\$25,800.00	\$25,800.00	\$0.00
			2090	LARGO DAL - YAUCH - #6978	Completed	HOME	\$25,800.00	\$25,800.00	\$0.00
			2147	LARGO DAL - DAUGHERTY - #7064	Completed	HOME	\$25,800.00	\$25,800.00	\$0.00
			2155	LDAL - FIGUEROA - #7088	Completed	HOME	\$25,075.00	\$25,075.00	\$0.00
			2156	LARGO DAL - ROWELL - #7089	Completed	HOME	\$25,500.00	\$25,500.00	\$0.00
		Project Total					\$127,975.00	\$127,975.00	\$0.00
	23	HOUSING PRODUCTION - RENTAL	2073	ASHLEY PLACE APARTMENTS	Completed	HOME	\$1,550,210.98	\$1,550,210.98	\$0.00
			2099	RHD - VERONA AVENUE ELEVEN - #6959-H	Completed	HOME	\$500,000.00	\$500,000.00	\$0.00
			2376	Magnolia Court	Completed	CDBG	\$362,527.26	\$362,527.26	\$0.00
			2382	CHAF-Magnolia Court	Completed	HOME	\$1,546,115.75	\$1,546,115.75	\$0.00
		Project Total					\$3,958,853.99	\$3,958,853.99	\$0.00

U.S. Department of Housing and Urban Development
Office of Community Planning and Development
Integrated Disbursement and Information System
List of Activities By Program Year And Project
PINELLAS COUNTY,FL

DATE: 12-28-15
TIME: 17:02
PAGE: 67

Plan Year	IDIS Project	Project	IDIS Activity ID	Activity Name	Activity Status	Program	Funded Amount	Draw Amount	Balance
2007						CDBG	\$2,614,844.66	\$2,614,844.66	\$0.00
		Program Total				ESG	\$134,977.90	\$134,977.90	\$0.00
						HOME	\$5,659,579.90	\$5,659,579.90	\$0.00
		2007 Total					\$8,409,402.46	\$8,409,402.46	\$0.00
2008	1	DANSVILLE NEIGHBORHOOD REVITALIZATION AREA ACQUISITIONS	2124	DANSVILLE ACQUISITIONS	Completed	CDBG	\$45,328.18	\$45,328.18	\$0.00
		Project Total					\$45,328.18	\$45,328.18	\$0.00
	2	HIGH POINT BRANCH YMCA ROOF FLOOR REHABILITATION	2165	HIGH POINT BRANCH YMCA FLOOR REPLACEMENT	Completed	CDBG	\$28,747.42	\$28,747.42	\$0.00
		Project Total					\$28,747.42	\$28,747.42	\$0.00
	4	GRA YMCA OPERATIONS	2119	GRA YMCA OPERATIONS	Completed	CDBG	\$293,760.00	\$293,760.00	\$0.00
		Project Total					\$293,760.00	\$293,760.00	\$0.00
	5	LEALMAN FAMILY CENTER NEWSLETTER	2125	LEALMAN FAMILY CENTER NEWSLETTER	Completed	CDBG	\$10,000.00	\$10,000.00	\$0.00
		Project Total					\$10,000.00	\$10,000.00	\$0.00
	6	JOE'S CREEK GREENWAY PARK	2129	JOES CREEK GREENWAY PARK	Completed	CDBG	\$477,791.56	\$477,791.56	\$0.00
		Project Total					\$477,791.56	\$477,791.56	\$0.00
	7	CITY OF PINELLAS PARK STREETScape	2163	CITY OF PINELLAS PARK STREETScape	Completed	CDBG	\$150,000.00	\$150,000.00	\$0.00
		Project Total					\$150,000.00	\$150,000.00	\$0.00
	8	PINELLAS OPPORTUNITY COUNCIL CHORE SERVICES	2113	POC CHORE SERVICES	Completed	CDBG	\$30,590.02	\$30,590.02	\$0.00
		Project Total					\$30,590.02	\$30,590.02	\$0.00
	9	CLEARANCE AND DEMOLITION	2127	DEMO - 13225 HELM STREET	Completed	CDBG	\$9,601.61	\$9,601.61	\$0.00
			2128	DEMO - 1263 GOODEN CROSSING	Completed	CDBG	\$21,720.18	\$21,720.18	\$0.00
		Project Total					\$31,321.79	\$31,321.79	\$0.00
	10	PINELLAS VILLAGE FENCE/PARKING LOT PROJECT	2122	PINELLAS VILLAGE FENCE/PARKING LOT	Completed	CDBG	\$28,106.00	\$28,106.00	\$0.00
		Project Total					\$28,106.00	\$28,106.00	\$0.00
	11	GULF COAST COMMUNITY CARE REHABILITATION	2173	Gulf Coast Community Care Rehabilitation	Completed	CDBG	\$30,000.00	\$30,000.00	\$0.00
		Project Total					\$30,000.00	\$30,000.00	\$0.00
	12	PEMHS PARKING LOT IMPROVEMENTS	2123	PEMHS PARKING LOT IMPROVEMENTS	Completed	CDBG	\$95,700.00	\$95,700.00	\$0.00
		Project Total					\$95,700.00	\$95,700.00	\$0.00
	13	VAN GOGH'S PALETTE VINCENT HOUSE EXPANSION	2197	Van Gogh's Palette Vincent House Expansion	Completed	CDBG	\$603,264.98	\$603,264.98	\$0.00
		Project Total					\$603,264.98	\$603,264.98	\$0.00
	14	HOMELESS EMERGENCY PROJECT CUSTOMER SERVICE CENTER	2154	HEP COMMUNITY SERVICE CTR CONSTRUCTION	Completed	CDBG	\$303,992.43	\$303,992.43	\$0.00
		Project Total					\$303,992.43	\$303,992.43	\$0.00

U.S. Department of Housing and Urban Development
Office of Community Planning and Development
Integrated Disbursement and Information System
List of Activities By Program Year And Project
PINELLAS COUNTY,FL

DATE: 12-28-15
TIME: 17:02
PAGE: 68

Plan Year	IDIS Project	Project	IDIS Activity ID	Activity Name	Activity Status	Program	Funded Amount	Draw Amount	Balance
2008	15	WESTCARE GULFCOAST-FLORIDA MUSTARD SEED/TURNING POINT REHAB	2201	WestCare Turning Point Rehab	Completed	CDBG	\$44,167.49	\$44,167.49	\$0.00
			2272	WestCare Mustard Seed Rehab	Completed	CDBG	\$8,000.00	\$8,000.00	\$0.00
		Project Total					\$52,167.49	\$52,167.49	\$0.00
	16	RCS GRACE HOUSE REHABILITATION	2164	RCS GRACE HOUSE REHABILITATION	Completed	CDBG	\$74,061.16	\$74,061.16	\$0.00
							\$74,061.16	\$74,061.16	\$0.00
	17	SUNCOAST CENTER FOR COMMUNITY MENTAL HEALTH HOMELESS SVCS	2117	SUNCOAST CENTER COMM MENTAL HEALTH OPS	Completed	CDBG	\$150,000.00	\$150,000.00	\$0.00
							\$150,000.00	\$150,000.00	\$0.00
	18	WESTCARE GULFCOAST-FLORIDA TURNING POINT SHELTER OPERATIONS	2120	WESTCARE GULFCOAST TURNING POINT SHELTER	Completed	ESG	\$127,039.00	\$127,039.00	\$0.00
							\$127,039.00	\$127,039.00	\$0.00
	19	HOUSING OPPORTUNITIES - LARGO DOWN PAYMENT ASSISTANCE	2174	Largo DAL - Sovocool - #7115	Completed	HOME	\$26,000.00	\$26,000.00	\$0.00
			2175	Largo DAL - Williams - #7114	Completed	HOME	\$25,250.00	\$25,250.00	\$0.00
			2177	Largo DAL - White - #7119	Completed	HOME	\$26,000.00	\$26,000.00	\$0.00
	20	HOUSING OPPORTUNITIES (OWNERSHIP)	Project Total				\$77,250.00	\$77,250.00	\$0.00
			2132	DAL - MIDGETT - #7030	Completed	HOME	\$21,173.46	\$21,173.46	\$0.00
			2133	DAL - JENSEN - #7036	Completed	HOME	\$9,935.00	\$9,935.00	\$0.00
			2134	DAL - BURCH - #7037	Completed	HOME	\$11,150.00	\$11,150.00	\$0.00
			2135	DAL - PACE - #7035	Completed	HOME	\$11,335.00	\$11,335.00	\$0.00
			2136	DAL - ROBERT - #7038	Completed	HOME	\$11,335.00	\$11,335.00	\$0.00
			2137	DAL - FARLEY - #7054	Completed	HOME	\$11,335.00	\$11,335.00	\$0.00
			2138	DAL- FORBES - #7042	Completed	HOME	\$11,335.00	\$11,335.00	\$0.00
			2139	DAL - GOSE - #7039	Completed	HOME	\$11,335.00	\$11,335.00	\$0.00
			2140	DAL - BURLESON - #7044	Completed	HOME	\$11,335.00	\$11,335.00	\$0.00
			2141	DAL - FIORENTIONO	Completed	HOME	\$11,420.00	\$11,420.00	\$0.00
			2142	DAL - NEWHAM - #7045	Completed	HOME	\$11,335.00	\$11,335.00	\$0.00
			2143	DAL - WINSLOW - #7047	Completed	HOME	\$11,335.00	\$11,335.00	\$0.00
			2144	DAL - BARNES - #7055	Completed	HOME	\$11,335.00	\$11,335.00	\$0.00
			2145	DAL - KUKULYA - #7060	Completed	HOME	\$11,335.00	\$11,335.00	\$0.00
			2146	DAL - DYER - #7062	Completed	HOME	\$21,250.00	\$21,250.00	\$0.00
			2148	DAL - ROBINSON - #7073	Completed	HOME	\$21,351.23	\$21,351.23	\$0.00
			2149	DAL - THOMPSON - #7071	Completed	HOME	\$10,370.00	\$10,370.00	\$0.00
			2150	DAL - RAISCH - #7082	Completed	HOME	\$11,250.00	\$11,250.00	\$0.00
			2151	DAL - WOODWARD - #7075	Completed	HOME	\$11,435.00	\$11,435.00	\$0.00
			2153	DAL - MCKELLAR - #7087	Completed	HOME	\$11,335.00	\$11,335.00	\$0.00
			2157	DAL - KNIGHT - #7103	Completed	HOME	\$9,550.00	\$9,550.00	\$0.00
			2158	DAL - AVILA - #7109	Completed	HOME	\$11,250.00	\$11,250.00	\$0.00
			2159	DAL - BRETTTHAUER - #7104	Completed	HOME	\$9,575.00	\$9,575.00	\$0.00
			2160	DAL - EHRLICH - #7108	Completed	HOME	\$11,335.00	\$11,335.00	\$0.00

U.S. Department of Housing and Urban Development
Office of Community Planning and Development
Integrated Disbursement and Information System
List of Activities By Program Year And Project
PINELLAS COUNTY,FL

DATE: 12-28-15
TIME: 17:02
PAGE: 69

Plan Year	IDIS Project	Project	IDIS Activity ID	Activity Name	Activity Status	Program	Funded Amount	Draw Amount	Balance
2008	20	HOUSING OPPORTUNITIES (OWNERSHIP)	2161	DAL - LONDONO - #7112	Completed	HOME	\$11,335.00	\$11,335.00	\$0.00
			2162	DAL - MCCASKILL - #7116	Completed	HOME	\$19,964.18	\$19,964.18	\$0.00
			2166	DAL - SOUTHAM - #7135	Completed	HOME	\$11,505.00	\$11,505.00	\$0.00
			2167	DAL - VALENTIN-RODRIGUEZ	Completed	HOME	\$11,435.00	\$11,435.00	\$0.00
			2168	DAL - ACEBO - #7136	Completed	HOME	\$11,335.00	\$11,335.00	\$0.00
			2169	DAL - CAETANO - 7139	Completed	HOME	\$11,335.00	\$11,335.00	\$0.00
			2170	DAL - MUNSON - #7138	Completed	HOME	\$11,335.00	\$11,335.00	\$0.00
			2171	DAL - KIMBALL - #7137	Completed	HOME	\$11,335.00	\$11,335.00	\$0.00
			2178	DAL - Kukacka - #7188	Completed	HOME	\$11,441.03	\$11,441.03	\$0.00
			2179	DAL - Cox - #7175	Completed	HOME	\$11,356.03	\$11,356.03	\$0.00
			2180	DAL - Malo - #7174	Completed	HOME	\$11,335.00	\$11,335.00	\$0.00
			2181	DAL - Soodak - #7168	Completed	HOME	\$11,235.00	\$11,235.00	\$0.00
			2182	DAL - Prescott - #7184	Completed	HOME	\$11,245.82	\$11,245.82	\$0.00
			2183	DAL - Garcia - #7185	Completed	HOME	\$11,271.03	\$11,271.03	\$0.00
			2184	DAL - Cornelius - #7177	Completed	HOME	\$11,240.04	\$11,240.04	\$0.00
			2185	DAL - Cirello - #7187	Completed	HOME	\$11,340.41	\$11,340.41	\$0.00
			2186	DAL - Aguirre-Gutierrez - #7167	Completed	HOME	\$21,420.00	\$21,420.00	\$0.00
			2187	DAL - Cyr - #7157	Completed	HOME	\$9,460.41	\$9,460.41	\$0.00
			2188	DAL - Joseph - #7158	Completed	HOME	\$11,335.00	\$11,335.00	\$0.00
			2189	DAL - Baba - #7159	Completed	HOME	\$11,335.00	\$11,335.00	\$0.00
			2190	DAL - Sims - #7161	Completed	HOME	\$10,770.82	\$10,770.82	\$0.00
			2191	DAL - Pavlick - #7165	Completed	HOME	\$11,266.85	\$11,266.85	\$0.00
			2192	DAL - Harness - #7166	Completed	HOME	\$11,256.03	\$11,256.03	\$0.00
			2199	DAL - Deacon - #7202	Completed	HOME	\$18,835.00	\$18,835.00	\$0.00
			2200	DAL - Raisch - #7198	Completed	HOME	\$21,185.00	\$21,185.00	\$0.00
			2248	DAL-Gainey-#7209	Completed	HOME	\$11,372.85	\$11,372.85	\$0.00
			2290	DAL - Rae - #7354	Completed	HOME	\$10,797.37	\$10,797.37	\$0.00
		Project Total					\$634,807.56	\$634,807.56	\$0.00
	21	HOUSING PRODUCTION RENTAL	2305	RHD - Laurel Trace Apartments - #7368	Completed	HOME	\$141,739.47	\$141,739.47	\$0.00
		Project Total					\$141,739.47	\$141,739.47	\$0.00
	24	HOUSING PRESERVATION CITY OF LARGO	2131	LARGO SFR - DOAK - #7012	Completed	HOME	\$18,572.51	\$18,572.51	\$0.00
			2176	LSFR - Kavallierakis - #7123	Completed	HOME	\$16,613.70	\$16,613.70	\$0.00
			2205	Largo SFR - Rech - #7124	Completed	HOME	\$64,675.99	\$64,675.99	\$0.00
			2262	LSFR - Kaiser - #7274	Completed	HOME	\$36,894.59	\$36,894.59	\$0.00
			2280	LSFR - Myers - #7307	Completed	HOME	\$48,013.48	\$48,013.48	\$0.00
		Project Total					\$184,770.27	\$184,770.27	\$0.00
	25	HOUSING PRESERVATION RENTAL	2172	RHD - UPARC Waterfall - #7183	Completed	HOME	\$1,137,702.84	\$1,137,702.84	\$0.00
			2202	PARC - Curry Villa Rehab	Completed	CDBG	\$66,948.84	\$66,948.84	\$0.00
			2206	Largo SFR - Rowe - #7125	Completed	HOME	\$14,391.35	\$14,391.35	\$0.00

U.S. Department of Housing and Urban Development
Office of Community Planning and Development
Integrated Disbursement and Information System
List of Activities By Program Year And Project
PINELLAS COUNTY,FL

Plan Year	IDIS Project	Project	IDIS Activity ID	Activity Name	Activity Status	Program	Funded Amount	Draw Amount	Balance
2008	25	HOUSING PRESERVATION RENTAL	2244	PARC Burkett Villa Group Home Rehab	Completed	CDBG	\$16,950.00	\$16,950.00	\$0.00
		Project Total					\$1,235,993.03	\$1,235,993.03	\$0.00
	27	PINELLAS COUNTY ADMINISTRATION	2114	ESG ADMINISTRATION	Completed	ESG	\$6,686.00	\$6,686.00	\$0.00
			2121	CDBG ADMINISTRATION	Completed	CDBG	\$641,579.03	\$641,579.03	\$0.00
			2130	HOME PLANNING/ADMINISTRATION	Completed	HOME	\$204,855.57	\$204,855.57	\$0.00
				Project Total			\$853,120.60	\$853,120.60	\$0.00
	28	Greater Ridgecrest Area Neighborhood Clean Up	2204	GRA CleanUp	Completed	CDBG	\$14,591.00	\$14,591.00	\$0.00
							\$14,591.00	\$14,591.00	\$0.00
							\$3,144,899.90	\$3,144,899.90	\$0.00
							\$133,725.00	\$133,725.00	\$0.00
	Program Total					CDBG	\$2,395,517.06	\$2,395,517.06	\$0.00
						ESG	\$5,674,141.96	\$5,674,141.96	\$0.00
						HOME	\$764,303.00	\$764,303.00	\$0.00
	2008 Total						\$44,923.00	\$44,923.00	\$0.00
2009	1	CDBG-R Community Development Block Grant Recovery Act	2193	HEP Community Service Center Construction	Completed	CDBG-R	\$764,303.00	\$764,303.00	\$0.00
			2196	CDBG-R Administration	Completed	CDBG-R	\$44,923.00	\$44,923.00	\$0.00
				Project Total			\$809,226.00	\$809,226.00	\$0.00
	2	Homelessness Prevention and Rapid Re-Housing Program	2194	HRP Program	Completed	HRP	\$1,175,590.80	\$1,175,590.80	\$0.00
			2195	HRP Administration	Completed	HRP	\$61,873.20	\$61,873.20	\$0.00
		Project Total					\$1,237,464.00	\$1,237,464.00	\$0.00
	5	Joe's Creek Greenway Park	2306	Joe's Creek Greenway Park	Completed	CDBG	\$97,701.79	\$97,701.79	\$0.00
							\$97,701.79	\$97,701.79	\$0.00
	6	Gooden Crossing Infrastructure	2426	Gooden Crossing Construction	Completed	CDBG	\$587,160.87	\$587,160.87	\$0.00
							\$587,160.87	\$587,160.87	\$0.00
	7	Greater Ridgecrest Branch YMCA Rehabilitation	2207	GRA YMCA Rehabilitation	Completed	CDBG	\$126,336.97	\$126,336.97	\$0.00
							\$126,336.97	\$126,336.97	\$0.00
	8	GRA YMCA Operations	2208	Greater Ridgecres YMCA Operations	Completed	CDBG	\$294,000.00	\$294,000.00	\$0.00
							\$294,000.00	\$294,000.00	\$0.00
	9	Pinellas Opportunity Council- Chore Services	2209	POC-Chore Services	Completed	CDBG	\$30,000.00	\$30,000.00	\$0.00
							\$30,000.00	\$30,000.00	\$0.00
	10	Continuum of Care Homeless Assistance Services Match	2210	Homeless Services Match - Directions for Mental Health Ops	Completed	CDBG	\$121,857.88	\$121,857.88	\$0.00
							\$121,857.88	\$121,857.88	\$0.00
	11	Clearance and Demolition	2304	Demo - Helms - 1598 Gooden Crossing	Completed	CDBG	\$20,384.78	\$20,384.78	\$0.00
							\$20,384.78	\$20,384.78	\$0.00
	12	Family Service Centers Facility Rehabilitation	2211	Family Service Center Rehabilitation	Completed	CDBG	\$74,742.59	\$74,742.59	\$0.00
							\$74,742.59	\$74,742.59	\$0.00
	13	Boys & Girls Clubs Facilty Rehabilitation	2212	Boys and Girls Club Rehab	Canceled	CDBG	\$0.00	\$0.00	\$0.00
			2271	Boys and Girls Club Facility Rehab	Completed	CDBG	\$574,793.47	\$574,793.47	\$0.00

U.S. Department of Housing and Urban Development
Office of Community Planning and Development
Integrated Disbursement and Information System
List of Activities By Program Year And Project
PINELLAS COUNTY,FL

DATE: 12-28-15
TIME: 17:02
PAGE: 71

Plan Year	IDIS Project	Project	IDIS Activity ID	Activity Name	Activity Status	Program	Funded Amount	Draw Amount	Balance
2009	13	Project Total					\$574,793.47	\$574,793.47	\$0.00
	14	R'Club Child Care, Inc. Center Rehab	2213	R'Club Child Care Center Rehab	Completed	CDBG	\$26,534.72	\$26,534.72	\$0.00
		Project Total					\$26,534.72	\$26,534.72	\$0.00
	15	RCSGH Energy Efficiency Upgrades	2214	RCSGH Energy Efficiency Upgrades	Completed	CDBG	\$24,283.44	\$24,283.44	\$0.00
		Project Total					\$24,283.44	\$24,283.44	\$0.00
	16	RCS Food Bank Rehab	2215	RCS Food Bank Rehab	Completed	CDBG	\$47,122.99	\$47,122.99	\$0.00
		Project Total					\$47,122.99	\$47,122.99	\$0.00
	17	RCS Grace House Operations	2216	RCS Grace House Operations	Completed	ESG	\$34,478.00	\$34,478.00	\$0.00
		Project Total					\$34,478.00	\$34,478.00	\$0.00
	18	Clearwater Homeless Intervention Program	2217	Clearwater Homeless Intervention Program	Completed	ESG	\$54,999.99	\$54,999.99	\$0.00
		Project Total					\$54,999.99	\$54,999.99	\$0.00
	19	WestCare Gulf Coast Turning Point Shelter	2218	WestCare Gulf Coast Turning Point Shelter	Completed	ESG	\$36,550.00	\$36,550.00	\$0.00
		Project Total					\$36,550.00	\$36,550.00	\$0.00
	20	Housing Preservation - City of Largo	2302	LSFR - Petro/Coughlin - #7344	Completed	HOME	\$151,654.33	\$151,654.33	\$0.00
			2303	LSFR - Cutler - #7341	Completed	HOME	\$33,373.34	\$33,373.34	\$0.00
			2311	LSFR - Singson - #7421	Completed	HOME	\$33,553.49	\$33,553.49	\$0.00
		Project Total					\$218,581.16	\$218,581.16	\$0.00
	22	Housing Production - Rental	2333	RHD-Oak Ridge-#7369-H	Completed	HOME	\$202,958.99	\$202,958.99	\$0.00
		Project Total					\$202,958.99	\$202,958.99	\$0.00
	24	Pinellas County Administration	2220	CDBG Administration	Completed	CDBG	\$436,651.09	\$436,651.09	\$0.00
			2221	HOME Administration	Completed	HOME	\$244,236.18	\$244,236.18	\$0.00
			2222	ESG Administration	Completed	ESG	\$6,633.00	\$6,633.00	\$0.00
		Project Total					\$687,520.27	\$687,520.27	\$0.00
	26	Housing Opportunities	2223	DAL - MacNeal - #7216	Completed	HOME	\$11,356.63	\$11,356.63	\$0.00
			2224	DAL-Gilchrist-7213	Completed	HOME	\$11,287.37	\$11,287.37	\$0.00
			2225	DAL-Chiappetti-7214	Completed	HOME	\$21,452.45	\$21,452.45	\$0.00
			2226	DAL-Izzo-7215	Completed	HOME	\$11,299.42	\$11,299.42	\$0.00
			2227	DAL-Ramsoomye-7206	Completed	HOME	\$11,372.86	\$11,372.86	\$0.00
			2228	DAL-McCawley-7208	Completed	HOME	\$11,356.63	\$11,356.63	\$0.00
			2229	DAL-Ogden-7207	Completed	HOME	\$7,778.27	\$7,778.27	\$0.00
			2230	DAL-Wilke-7212	Completed	HOME	\$9,867.45	\$9,867.45	\$0.00
			2231	DAL-Paul-7265	Completed	HOME	\$11,261.31	\$11,261.31	\$0.00
			2232	DAL-Salamanca-7256	Completed	HOME	\$11,531.31	\$11,531.31	\$0.00
			2233	DAL-Reyes-7186	Completed	HOME	\$11,351.22	\$11,351.22	\$0.00
			2234	DAL-Brown-7232	Completed	HOME	\$18,866.96	\$18,866.96	\$0.00
			2235	DAL-Tedder-7236	Completed	HOME	\$10,867.66	\$10,867.66	\$0.00
			2236	DAL-Sredkova-7235	Completed	HOME	\$11,277.04	\$11,277.04	\$0.00
			2237	DAL-Putnam-7233	Completed	HOME	\$11,362.04	\$11,362.04	\$0.00

U.S. Department of Housing and Urban Development
Office of Community Planning and Development
Integrated Disbursement and Information System
List of Activities By Program Year And Project
PINELLAS COUNTY,FL

DATE: 12-28-15
TIME: 17:02
PAGE: 72

Plan Year	IDIS Project	Project	IDIS Activity ID	Activity Name	Activity Status	Program	Funded Amount	Draw Amount	Balance
2009	26	Housing Opportunities	2238	DAL-Coffee-7234	Completed	HOME	\$11,351.22	\$11,351.22	\$0.00
			2239	DAL-Shakoor-7222	Completed	HOME	\$21,351.22	\$21,351.22	\$0.00
			2240	DAL-Wilkerson-7250	Completed	HOME	\$11,335.00	\$11,335.00	\$0.00
			2241	DAL-Savitski-7246	Completed	HOME	\$10,511.22	\$10,511.22	\$0.00
			2242	DAL-Galka-7248	Completed	HOME	\$11,362.04	\$11,362.04	\$0.00
			2243	DAL-Hernandez-7249	Completed	HOME	\$9,461.63	\$9,461.63	\$0.00
			2245	DAL - Bourdon - #7264	Completed	HOME	\$11,307.42	\$11,307.42	\$0.00
			2246	DAL-Cheney-7247	Completed	HOME	\$11,256.63	\$11,256.63	\$0.00
			2247	DAL-Howard-#7286	Completed	HOME	\$11,402.88	\$11,402.88	\$0.00
			2249	DAL-Cicale-#7270	Completed	HOME	\$10,181.98	\$10,181.98	\$0.00
			2250	DAL-Kozak-#7268	Completed	HOME	\$11,371.40	\$11,371.40	\$0.00
			2251	DAL-Irwin-Cutter-#7266	Completed	HOME	\$11,277.05	\$11,277.05	\$0.00
			2252	DAL-Hartell-#7269	Completed	HOME	\$11,371.89	\$11,371.89	\$0.00
			2253	DAL-Figueroa-#7290	Completed	HOME	\$9,613.12	\$9,613.12	\$0.00
			2254	DAL - Phoenix - #7255	Completed	HOME	\$11,461.56	\$11,461.56	\$0.00
			2255	DAL-Waller-#7251	Completed	HOME	\$11,430.82	\$11,430.82	\$0.00
			2256	DAL - Maciosek - #7289	Completed	HOME	\$11,402.75	\$11,402.75	\$0.00
			2257	DAL - Barlow - #7288	Completed	HOME	\$11,387.14	\$11,387.14	\$0.00
			2258	DAL - Giarla - #7267	Completed	HOME	\$10,967.43	\$10,967.43	\$0.00
			2259	DAL - Pelletier	Completed	HOME	\$11,392.30	\$11,392.30	\$0.00
			2261	DAL - Bosch/Martinze - #7301	Completed	HOME	\$11,371.76	\$11,371.76	\$0.00
			2263	DAL - Contreras - #7317	Completed	HOME	\$11,472.14	\$11,472.14	\$0.00
			2264	DAL - Nadeau - #7314	Completed	HOME	\$11,403.36	\$11,403.36	\$0.00
			2265	DAL - Margiasso - #7316	Completed	HOME	\$11,387.14	\$11,387.14	\$0.00
			2266	DAL - Poceous - #7313	Completed	HOME	\$11,477.54	\$11,477.54	\$0.00
			2267	DAL - Evans - #7310	Completed	HOME	\$11,377.53	\$11,377.53	\$0.00
			2268	DAL - Baker - #7319	Completed	HOME	\$11,372.13	\$11,372.13	\$0.00
			2269	DAL - Ake - #7308	Completed	HOME	\$11,483.44	\$11,483.44	\$0.00
			2270	DAL - Loera - #7309	Completed	HOME	\$11,372.12	\$11,372.12	\$0.00
			2273	DAL - Zima - #7299	Completed	HOME	\$11,371.76	\$11,371.76	\$0.00
			2274	DAL - Lansiquot - #7300	Completed	HOME	\$11,371.76	\$11,371.76	\$0.00
			2275	DAL - Coleman - #7311	Completed	HOME	\$11,392.55	\$11,392.55	\$0.00
			2276	DAL - Burger - #7312	Completed	HOME	\$11,287.14	\$11,287.14	\$0.00
			2277	DAL- Bakke - #7315	Completed	HOME	\$11,307.54	\$11,307.54	\$0.00
			2278	DAL - Sutton - #7318	Completed	HOME	\$11,392.54	\$11,392.54	\$0.00
			2279	DAL - McKay - #7320	Completed	HOME	\$11,388.36	\$11,388.36	\$0.00
			2281	DAL - Bowe - #7334	Completed	HOME	\$11,071.49	\$11,071.49	\$0.00
			2282	DAL - Pavlovic - #7337	Completed	HOME	\$11,307.30	\$11,307.30	\$0.00
			2283	DAL - Nastari - #7336	Completed	HOME	\$9,596.81	\$9,596.81	\$0.00

U.S. Department of Housing and Urban Development
Office of Community Planning and Development
Integrated Disbursement and Information System
List of Activities By Program Year And Project
PINELLAS COUNTY,FL

DATE: 12-28-15
TIME: 17:02
PAGE: 73

Plan Year	IDIS Project	Project	IDIS Activity ID	Activity Name	Activity Status	Program	Funded Amount	Draw Amount	Balance			
2009	26	Housing Opportunities	2284	DAL - Booher - #7338	Completed	HOME	\$11,382.22	\$11,382.22	\$0.00			
			2285	DAL - Patron - #7335	Completed	HOME	\$11,376.81	\$11,376.81	\$0.00			
			2286	DAL - Yoston - #7345	Completed	HOME	\$11,303.34	\$11,303.34	\$0.00			
			2287	DAL - Pence - #7350	Completed	HOME	\$11,366.97	\$11,366.97	\$0.00			
			2288	DAL - Sarno - #7351	Completed	HOME	\$11,366.97	\$11,366.97	\$0.00			
			2289	DAL - Ward - #7353	Completed	HOME	\$8,922.37	\$8,922.37	\$0.00			
			2291	DAL - Pike - #7356	Completed	HOME	\$5,547.37	\$5,547.37	\$0.00			
			2292	DAL - Suarez - #7352	Completed	HOME	\$11,372.37	\$11,372.37	\$0.00			
			2293	DAL - Collazo - #7357	Completed	HOME	\$6,372.85	\$6,372.85	\$0.00			
			2294	DAL - Hermon - #7355	Completed	HOME	\$6,488.59	\$6,488.59	\$0.00			
			2295	DAL - Murphy - #7393	Completed	HOME	\$6,457.85	\$6,457.85	\$0.00			
			2296	DAL - Barber - #7394	Completed	HOME	\$6,372.85	\$6,372.85	\$0.00			
			2297	DAL - Swords - #7392	Completed	HOME	\$6,047.85	\$6,047.85	\$0.00			
			2298	DAL - Logal - #7398	Completed	HOME	\$6,378.26	\$6,378.26	\$0.00			
			2299	DAL - Gonzalez - #7401	Completed	HOME	\$6,378.26	\$6,378.26	\$0.00			
			2300	DAL - Causey - #7399	Completed	HOME	\$6,372.85	\$6,372.85	\$0.00			
			2301	DAL - Hanna - #7400	Completed	HOME	\$10,678.26	\$10,678.26	\$0.00			
			Project Total						\$771,875.77	\$771,875.77	\$0.00	
									CDBG	\$2,461,570.59	\$2,461,570.59	\$0.00
									CDBG-R	\$809,226.00	\$809,226.00	\$0.00
	Program Total						ESG	\$132,660.99	\$132,660.99	\$0.00		
							HOME	\$1,437,652.10	\$1,437,652.10	\$0.00		
							HPRP	\$1,237,464.00	\$1,237,464.00	\$0.00		
								\$6,078,573.68	\$6,078,573.68	\$0.00		
	2010	1	Greater Ridgecrest Area YMCA Operations	2312	GRA Y Operations	Completed	CDBG	\$290,000.00	\$290,000.00	\$0.00		
			Project Total					\$290,000.00	\$290,000.00	\$0.00		
2		Central Lealman Drainage Study	2323	Central Lealman Drainage Study	Completed	CDBG	\$151,467.56	\$151,467.56	\$0.00			
		Project Total					\$151,467.56	\$151,467.56	\$0.00			
3		City of Oldsmar St. Petersburg Drive Streetscape Project	2317	City of Oldsmar St. Petersburg Drive Streetscape	Completed	CDBG	\$300,699.75	\$300,699.75	\$0.00			
		Project Total					\$300,699.75	\$300,699.75	\$0.00			
4		City of Tarpon Springs Lemon Street Pedestrian Street Lighting Project	2318	City of Tarpon Springs Lemon St. Lighting Project	Completed	CDBG	\$82,543.98	\$82,543.98	\$0.00			
		Project Total					\$82,543.98	\$82,543.98	\$0.00			
5		Gulf Coast Community Care Care for Disabled Adults Program Salaries	2319	Gulf Coast Community Care Disabled Adults Program	Completed	CDBG	\$20,000.00	\$20,000.00	\$0.00			
		Project Total					\$20,000.00	\$20,000.00	\$0.00			
6	Gulf Coast Community Care Rehabilitation	2320	Gulf Coast Community Care Rehabilitation	Completed	CDBG	\$35,895.68	\$35,895.68	\$0.00				

U.S. Department of Housing and Urban Development
Office of Community Planning and Development
Integrated Disbursement and Information System
List of Activities By Program Year And Project
PINELLAS COUNTY,FL

DATE: 12-28-15
TIME: 17:02
PAGE: 74

Plan Year	IDIS Project	Project	IDIS Activity ID	Activity Name	Activity Status	Program	Funded Amount	Draw Amount	Balance
2010	6	Project Total					\$35,895.68	\$35,895.68	\$0.00
	7	Pinellas Opportunity Council - Chore Services	2313	Pinellas Opportunity Council Chore Services	Completed	CDBG	\$59,999.98	\$59,999.98	\$0.00
		Project Total					\$59,999.98	\$59,999.98	\$0.00
	8	Clearance and Demolition	2324	Tarpon Springs Housing Authority Demolition	Completed	CDBG	\$6,423.28	\$6,423.28	\$0.00
			2336	DEMO 1570 Oak Street Largo	Completed	CDBG	\$9,920.52	\$9,920.52	\$0.00
		Project Total					\$16,343.80	\$16,343.80	\$0.00
	9	ALPHA House of Pinellas Facility Rehabilitation	2321	ALPHA House of Pinellas Facility Rehabilitation	Completed	CDBG	\$79,496.69	\$79,496.69	\$0.00
		Project Total					\$79,496.69	\$79,496.69	\$0.00
	10	R'Club Child Care Center Rehabilitation - Tarpon Springs	2316	R'Club Child Care Center Rehabilitation - Tarpon Springs	Completed	CDBG	\$47,216.90	\$47,216.90	\$0.00
		Project Total					\$47,216.90	\$47,216.90	\$0.00
	11	R'Club Child Care Center Rehabilitation - Pinellas Park	2308	R' Club Child Care Center Rehab - PPK	Completed	CDBG	\$61,942.83	\$61,942.83	\$0.00
		Project Total					\$61,942.83	\$61,942.83	\$0.00
	12	Religious Community Services Grace House Expansion	2322	RCS Grace House Expansion	Completed	CDBG	\$92,614.69	\$92,614.69	\$0.00
		Project Total					\$92,614.69	\$92,614.69	\$0.00
	13	Religious Community Services Grace House Salaries	2314	RCS Grace House Salaries	Completed	ESG	\$31,604.80	\$31,604.80	\$0.00
		Project Total					\$31,604.80	\$31,604.80	\$0.00
	15	Homeless Emergency Project - Emergency Shelter Utilities	2315	HEP Utilities	Completed	ESG	\$94,397.03	\$94,397.03	\$0.00
		Project Total					\$94,397.03	\$94,397.03	\$0.00
	16	Housing Preservation - Owner Occupied	2338	Housing Preservation Program Delivery	Canceled	CDBG	\$0.00	\$0.00	\$0.00
			2355	Homeowner Preservation Program	Completed	CDBG	\$429,492.16	\$429,492.16	\$0.00
			2358	Homeowner Preservation Program Delivery	Completed	CDBG	\$17,404.42	\$17,404.42	\$0.00
		Project Total					\$446,896.58	\$446,896.58	\$0.00
	18	Housing Preservation - City of Largo	2331	LSFR-Conduzzi-#7640	Completed	HOME	\$80,306.36	\$80,306.36	\$0.00
			2332	LSFR-Strickland-#7672	Completed	HOME	\$32,100.04	\$32,100.04	\$0.00
		Project Total					\$112,406.40	\$112,406.40	\$0.00
	19	Housing Production - Rental	2334	HEP West Veterans Housing	Completed	HOME	\$1,808,338.73	\$1,808,338.73	\$0.00
			2375	VOA Sunrise Place	Completed	CDBG	\$427,412.87	\$427,412.87	\$0.00
		Project Total					\$2,235,751.60	\$2,235,751.60	\$0.00
	20	Land Acquisition for Affordable Housing	2335	Tarpon Springs Lot Acquisitions	Completed	CDBG	\$1,322.18	\$1,322.18	\$0.00
		Project Total					\$1,322.18	\$1,322.18	\$0.00
	21	Housing Opportunities (for Ownership)	2325	DAL-Schroeder-#7585	Completed	HOME	\$6,076.38	\$6,076.38	\$0.00
			2327	DAL-Mingo-#7651	Completed	HOME	\$5,562.10	\$5,562.10	\$0.00
			2328	DAL - White - #7708	Completed	HOME	\$6,027.14	\$6,027.14	\$0.00
			2329	DAL-Lopez/Perez-#7707	Completed	HOME	\$6,022.10	\$6,022.10	\$0.00
			2330	DAL-Perez/Molina-#7709	Completed	HOME	\$5,998.59	\$5,998.59	\$0.00
			2365	DAL - MacGregor - 7997	Completed	HOME	\$6,085.00	\$6,085.00	\$0.00

U.S. Department of Housing and Urban Development
Office of Community Planning and Development
Integrated Disbursement and Information System
List of Activities By Program Year And Project
PINELLAS COUNTY,FL

DATE: 12-28-15
TIME: 17:02
PAGE: 75

Plan Year	IDIS Project	Project	IDIS Activity ID	Activity Name	Activity Status	Program	Funded Amount	Draw Amount	Balance
2010	21	Housing Opportunities (for Ownership)	2369	DAL - Soriano - 7996	Completed	HOME	\$5,965.00	\$5,965.00	\$0.00
			2383	DAL - Cleveland - #001191A	Completed	HOME	\$6,208.48	\$6,208.48	\$0.00
			2400	DAL - Goniwiecha - 001199A	Completed	HOME	\$6,040.92	\$6,040.92	\$0.00
			2401	DAL - Vicheto - 001212A	Completed	HOME	\$5,965.00	\$5,965.00	\$0.00
			2412	DAL - Thomas - 001198A	Completed	HOME	\$6,040.92	\$6,040.92	\$0.00
			2413	DAL - Wilkins - 001209A	Completed	HOME	\$6,005.00	\$6,005.00	\$0.00
			2414	DAL - Thibodeau - 001210A	Completed	HOME	\$6,005.00	\$6,005.00	\$0.00
			2415	DAL - Hoover/O'Neill - 001211A	Completed	HOME	\$5,935.00	\$5,935.00	\$0.00
			2416	DAL Raczkowski - 001213A	Completed	HOME	\$6,005.00	\$6,005.00	\$0.00
			2417	DAL - Maskal/Kirk - 001214A	Completed	HOME	\$6,045.00	\$6,045.00	\$0.00
			2418	DAL - Prasad - 001215A	Completed	HOME	\$6,045.00	\$6,045.00	\$0.00
			2419	DAL - Dacic - 001216A	Completed	HOME	\$5,965.00	\$5,965.00	\$0.00
			2420	DAL - Erickson - 001217A	Completed	HOME	\$5,265.00	\$5,265.00	\$0.00
		Project Total					\$113,261.63	\$113,261.63	\$0.00
	22	Housing Opportunities - Largo Down Payment Assistance	2337	LDAL - Houghton - #7917	Completed	HOME	\$6,000.00	\$6,000.00	\$0.00
			2362	LDAL - Johnson - #000357A	Completed	HOME	\$6,065.78	\$6,065.78	\$0.00
			2363	LDAL - Nichols - 000490A	Completed	HOME	\$6,128.57	\$6,128.57	\$0.00
		Project Total					\$18,194.35	\$18,194.35	\$0.00
	23	Pinellas County Administration	2307	CDBG Administration	Completed	CDBG	\$641,592.36	\$641,592.36	\$0.00
			2309	ESG Administration	Completed	ESG	\$6,584.00	\$6,584.00	\$0.00
			2310	HOME Administration	Completed	HOME	\$206,525.80	\$206,525.80	\$0.00
		Project Total					\$854,702.16	\$854,702.16	\$0.00
	25	UPARC Facility Acquisition-Harborside Studio	2326	UPARC Facility Acquisition-Harborside Studios	Completed	CDBG	\$300,000.00	\$300,000.00	\$0.00
							\$300,000.00	\$300,000.00	\$0.00
		Project Total					\$3,055,445.85	\$3,055,445.85	\$0.00
	Program Total					CDBG	\$132,585.83	\$132,585.83	\$0.00
						ESG	\$2,258,726.91	\$2,258,726.91	\$0.00
						HOME	\$5,446,758.59	\$5,446,758.59	\$0.00
	2010 Total								
2011	1	ESG11 Pinellas County	2339	ESG11 Homeless Prevention	Completed	HESG	\$96,678.21	\$96,678.21	\$0.00
			2342	ESG11 Administration	Completed	HESG	\$15,295.58	\$15,295.58	\$0.00
			2428	ESG11 Homeless Assistance/Rapid Rehousing	Completed	HESG	\$84,562.04	\$84,562.04	\$0.00
			2429	ESG11 Data Collection HMIS	Completed	HESG	\$7,377.00	\$7,377.00	\$0.00
		Project Total					\$203,912.83	\$203,912.83	\$0.00
	2	Administration	2340	CDBG Administration	Completed	CDBG	\$543,601.43	\$543,601.43	\$0.00
			2341	HOME Administration	Completed	HOME	\$168,832.51	\$168,832.51	\$0.00
		Project Total					\$712,433.94	\$712,433.94	\$0.00
	3	Target Area Improvement Program	2356	Dansville Neighborhood Revitalization Area Acquisitions	Completed	CDBG	\$15,639.04	\$15,639.04	\$0.00
			2357	Target Area Improvement Program Delivery	Completed	CDBG	\$31,631.14	\$31,631.14	\$0.00

U.S. Department of Housing and Urban Development
Office of Community Planning and Development
Integrated Disbursement and Information System
List of Activities By Program Year And Project
PINELLAS COUNTY,FL

DATE: 12-28-15
TIME: 17:02
PAGE: 76

Plan Year	IDIS Project	Project	IDIS Activity ID	Activity Name	Activity Status	Program	Funded Amount	Draw Amount	Balance
2011	3	Target Area Improvement Program	2359	Dansville Phase IV	Open	CDBG	\$101,537.99	\$82,899.71	\$18,638.28
			2360	Greater Ridgecrest Area CleanUp	Completed	CDBG	\$14,549.05	\$14,549.05	\$0.00
			2373	Omni Center Scoring Tower Rehabilitation	Completed	CDBG	\$22,743.00	\$22,743.00	\$0.00
		Project Total					\$186,100.22	\$167,461.94	\$18,638.28
	4	Public Facilities Program	2343	R'Club Child Care Center Tarpon Springs Rehabilitation	Completed	CDBG	\$57,957.83	\$57,957.83	\$0.00
			2344	R'Club Child Care Center Pinellas Park Rehabilitation	Completed	CDBG	\$97,168.00	\$97,168.00	\$0.00
			2345	PARC Burkett Villa Group Home Rehabilitation	Completed	CDBG	\$99,620.00	\$99,620.00	\$0.00
			2346	PARC Curry Villa Group Home Rehab	Completed	CDBG	\$77,559.00	\$77,559.00	\$0.00
			2347	PEMHS Facility Rehabilitation	Completed	CDBG	\$55,820.00	\$55,820.00	\$0.00
			2348	Public Facilities Program Delivery	Completed	CDBG	\$17,991.03	\$17,991.03	\$0.00
			2361	RCS Food Bank Roof Replacement	Completed	CDBG	\$40,825.00	\$40,825.00	\$0.00
			2374	Gulf Coast Jewish Family & Community Svcs.	Completed	CDBG	\$37,254.00	\$37,254.00	\$0.00
			2377	RCS-The Haven Rehabilitation	Completed	CDBG	\$38,340.00	\$38,340.00	\$0.00
			2378	HEP -Roof Replacement - 1107 Garden Ave	Completed	CDBG	\$8,990.00	\$8,990.00	\$0.00
			2379	HEP -Roof Replacement - 1100 Garden Ave	Completed	CDBG	\$7,750.00	\$7,750.00	\$0.00
			2380	HEP -Roof Replacement - 701 Vine Ave	Completed	CDBG	\$6,354.00	\$6,354.00	\$0.00
			2381	HEP -Roof Replacement - 1401 Garden Ave	Completed	CDBG	\$7,130.00	\$7,130.00	\$0.00
			2433	RCS Haven Outreach Center	Completed	CDBG	\$41,000.00	\$41,000.00	\$0.00
			2434	Directions for Mental Health Rehab	Completed	CDBG	\$122,305.00	\$122,305.00	\$0.00
			2435	Girls Incorporated of Pinellas Design	Completed	CDBG	\$30,000.00	\$30,000.00	\$0.00
		Project Total					\$746,063.86	\$746,063.86	\$0.00
	5	Public Infrastructure Program	2349	Pinellas Park CRA Sidewalk/Streetscape	Completed	CDBG	\$150,000.00	\$150,000.00	\$0.00
			2350	Safety Harbor CRA park Design & Construction	Completed	CDBG	\$150,000.00	\$150,000.00	\$0.00
			2351	Public Infrastructure Program Delivery	Completed	CDBG	\$9,582.31	\$9,582.31	\$0.00
		Project Total					\$309,582.31	\$309,582.31	\$0.00
	6	Public Services Program	2352	Continuum of Care Match - Homeless	Completed	CDBG	\$140,000.00	\$140,000.00	\$0.00
			2353	Omni Center Operations	Completed	CDBG	\$275,000.00	\$275,000.00	\$0.00
			2354	Public Services Program Delivery	Completed	CDBG	\$4,432.33	\$4,432.33	\$0.00
		Project Total					\$419,432.33	\$419,432.33	\$0.00
	7	Housing Preservation Program	2366	LSFR - Whitfield - 000491A	Completed	HOME	\$10,665.25	\$10,665.25	\$0.00
			2367	LSFR - Schuler - 000495A	Completed	HOME	\$32,675.86	\$32,675.86	\$0.00
			2368	LSFR - Fowler - 000494A	Completed	HOME	\$61,174.64	\$61,174.64	\$0.00
			2371	LSFR - Meyers - 000500A	Completed	HOME	\$32,036.93	\$32,036.93	\$0.00
			2372	LSFR -Luster - 000493A	Completed	HOME	\$64,381.87	\$64,381.87	\$0.00
			2395	Holmer, Michael - 001194A	Completed	HOME	\$120,827.65	\$120,827.65	\$0.00
			2437	LSFR - Keller - 001572A	Completed	HOME	\$15,601.58	\$15,601.58	\$0.00
		Project Total					\$337,363.78	\$337,363.78	\$0.00
	8	Housing Production Program	2387	Magnolia Court Activity Delivery	Completed	CDBG	\$1,850.38	\$1,850.38	\$0.00

U.S. Department of Housing and Urban Development
Office of Community Planning and Development
Integrated Disbursement and Information System
List of Activities By Program Year And Project
PINELLAS COUNTY,FL

DATE: 12-28-15
TIME: 17:02
PAGE: 77

Plan Year	IDIS Project	Project	IDIS Activity ID	Activity Name	Activity Status	Program	Funded Amount	Draw Amount	Balance		
2011	8	Housing Production Program	2388	Transfiguration Manor Sr. Housing	Completed	HOME	\$708,242.41	\$708,242.41	\$0.00		
			2436	Cypress Pointe - CHAF	Completed	HOME	\$1,430,685.90	\$1,430,685.90	\$0.00		
			Project Total					\$2,140,778.69	\$2,140,778.69	\$0.00	
	9	Homeownership Promotion Program	2364	LDAL - Bruce - 000358A	Completed	HOME	\$21,065.78	\$21,065.78	\$0.00		
			2384	LDAL - Campbell - #001193A	Completed	HOME	\$26,104.37	\$26,104.37	\$0.00		
			2385	LDAL - May - #001192A	Completed	HOME	\$26,104.37	\$26,104.37	\$0.00		
			2386	DAL - Cleveland - #001191A	Canceled	HOME	\$0.00	\$0.00	\$0.00		
			2389	Monterrosa-Baumbarger - 001375A	Completed	HOME	\$5,965.00	\$5,965.00	\$0.00		
			2390	Graham - 001372A	Completed	HOME	\$5,965.00	\$5,965.00	\$0.00		
			2391	Kessen, Shannon - 001371A	Completed	HOME	\$5,965.00	\$5,965.00	\$0.00		
			2392	Dixon - 001373A	Completed	HOME	\$5,965.00	\$5,965.00	\$0.00		
			2393	Reiman, Bryan - 001370A	Completed	HOME	\$5,965.00	\$5,965.00	\$0.00		
			2394	Paz, Juana - 001374A	Completed	HOME	\$5,815.00	\$5,815.00	\$0.00		
			2396	LDAL - Robbins, Anthony - 001360A	Completed	HOME	\$5,500.00	\$5,500.00	\$0.00		
			2421	DAL - Minutolo - 001362A	Completed	HOME	\$4,715.00	\$4,715.00	\$0.00		
			2422	DAL - Herbert - 001364A	Completed	HOME	\$5,965.00	\$5,965.00	\$0.00		
			2423	DAL - Lawrence - 001365A	Completed	HOME	\$6,005.00	\$6,005.00	\$0.00		
			2424	DAL - Keller - 001366A	Completed	HOME	\$6,005.00	\$6,005.00	\$0.00		
			2425	DAL - Bowling - 001363A	Completed	HOME	\$6,005.00	\$6,005.00	\$0.00		
				Project Total					\$143,109.52	\$143,109.52	\$0.00
								CDBG	\$2,206,630.53	\$2,187,992.25	\$18,638.28
				Program Total				HESG	\$203,912.83	\$203,912.83	\$0.00
						HOME	\$2,788,234.12	\$2,788,234.12	\$0.00		
		2011 Total					\$5,198,777.48	\$5,180,139.20	\$18,638.28		
2012	1	Target Area Improvement Projgram	2397	Joe's Creek Greenway Park Phase 4	Completed	CDBG	\$406,081.87	\$406,081.87	\$0.00		
			2398	Target Area Improvement Program Activity Delivery	Completed	CDBG	\$19,774.12	\$19,774.12	\$0.00		
			2427	Target Area Site Development	Completed	CDBG	\$37,375.15	\$37,375.15	\$0.00		
		Project Total					\$463,231.14	\$463,231.14	\$0.00		
	2	Public Facilities Program	2399	UPARC Harborside Studios Rehabilitation	Completed	CDBG	\$300,000.00	\$300,000.00	\$0.00		
			2407	PARC Curry Villa Group Home Rehab	Completed	CDBG	\$57,692.00	\$57,692.00	\$0.00		
			2408	Public Facilities Activity Delivery	Completed	CDBG	\$17,229.25	\$17,229.25	\$0.00		
		Project Total					\$374,921.25	\$374,921.25	\$0.00		
	3	Public Infrastructure Program	2404	Public Infrastructure Program Delivery	Completed	CDBG	\$11,469.64	\$11,469.64	\$0.00		
			2406	City Pinellas Park Sidewalk/Streetscape	Completed	CDBG	\$100,000.00	\$100,000.00	\$0.00		
		Project Total					\$111,469.64	\$111,469.64	\$0.00		
	4	Public Services Program	2409	COC Homeless Match - Directions Operations	Completed	CDBG	\$117,000.00	\$117,000.00	\$0.00		
			2410	Omni Center Operations	Completed	CDBG	\$235,000.00	\$235,000.00	\$0.00		
			2411	Public Services Activity Delivery	Canceled	CDBG	\$0.00	\$0.00	\$0.00		

U.S. Department of Housing and Urban Development
Office of Community Planning and Development
Integrated Disbursement and Information System
List of Activities By Program Year And Project
PINELLAS COUNTY,FL

DATE: 12-28-15
TIME: 17:02
PAGE: 78

Plan Year	IDIS Project	Project	IDIS Activity ID	Activity Name	Activity Status	Program	Funded Amount	Draw Amount	Balance
2012	4	Project Total					\$352,000.00	\$352,000.00	\$0.00
	5	ES12 Pinellas County	2403	ESG12 Administration	Completed	HESG	\$17,382.60	\$17,382.60	\$0.00
			2446	ES12 Homelessness Prevention	Open	HESG	\$62,065.10	\$62,065.10	\$0.00
			2447	ES12 Rapid Re-housing	Completed	HESG	\$143,586.05	\$143,586.05	\$0.00
			2448	ES12 HMIS	Completed	HESG	\$8,734.25	\$8,734.25	\$0.00
		Project Total					\$231,768.00	\$231,768.00	\$0.00
	6	Housing Preservation Program	2430	Homeowner Preservation Program Delivery	Completed	CDBG	\$4,437.74	\$4,437.74	\$0.00
			2431	Target Area Code Enforcement	Completed	CDBG	\$36,017.04	\$36,017.04	\$0.00
			2432	Low Interest Home Improvement Loan Program	Canceled	CDBG	\$0.00	\$0.00	\$0.00
			2438	PARC - Burkett Villa Rehab	Completed	CDBG	\$90,324.94	\$90,324.94	\$0.00
			2439	PARC Curry Villa Rehab	Completed	CDBG	\$152,341.94	\$152,341.94	\$0.00
			2440	Rental Housing Preservation Program Activity Delivery	Completed	CDBG	\$12,745.64	\$12,745.64	\$0.00
			2443	PCHF - 8631 Orchid Dr.	Completed	CDBG	\$161,925.54	\$161,925.54	\$0.00
			2460	LSFR - Moore - #001854A	Completed	HOME	\$46,758.49	\$46,758.49	\$0.00
			2461	LSFR - Pence/Childress - #001855A	Completed	HOME	\$46,167.12	\$46,167.12	\$0.00
		Project Total					\$550,718.45	\$550,718.45	\$0.00
	7	Facilitate construction of single- and multifamily affordable housing units.	2445	Habitat-46th Avenue Subdivision	Completed	CDBG	\$190,488.50	\$190,488.50	\$0.00
		Project Total					\$190,488.50	\$190,488.50	\$0.00
	8	Homeownership Promotion Program	2441	LDAL - Rothwell - #001657A	Completed	HOME	\$26,000.00	\$26,000.00	\$0.00
			2442	LDPA - Ramos - #001582A	Completed	HOME	\$6,000.00	\$6,000.00	\$0.00
			2444	LDPA - Rondeau - 001658A	Completed	HOME	\$26,000.00	\$26,000.00	\$0.00
		Project Total					\$58,000.00	\$58,000.00	\$0.00
	9	Administration	2402	CDBG Administration	Completed	CDBG	\$465,708.18	\$465,708.18	\$0.00
			2405	HOME Administration	Completed	HOME	\$182,693.90	\$182,693.90	\$0.00
		Project Total					\$648,402.08	\$648,402.08	\$0.00
						CDBG	\$2,415,611.55	\$2,415,611.55	\$0.00
		Program Total				HESG	\$231,768.00	\$231,768.00	\$0.00
						HOME	\$333,619.51	\$333,619.51	\$0.00
		2012 Total					\$2,980,999.06	\$2,980,999.06	\$0.00
2013	1	Target Area Improvement Program	2450	Lealman Code Enforcement	Completed	CDBG	\$51,854.10	\$51,854.10	\$0.00
			2453	Target Area Improvement Program Activity Delivery	Completed	CDBG	\$64,189.53	\$64,189.53	\$0.00
			2456	Target Area Pre-Development Activities	Completed	CDBG	\$48,178.00	\$48,178.00	\$0.00
			2458	Central Lealman Sidewalks	Completed	CDBG	\$231,902.74	\$231,902.74	\$0.00
			2466	Greater Ridgecrest Cleanup (13/14)	Completed	CDBG	\$11,520.35	\$11,520.35	\$0.00
		Project Total					\$407,644.72	\$407,644.72	\$0.00
	2	Public Facilities Program	2455	Public Facilities Program Activity Delivery	Completed	CDBG	\$29,263.02	\$29,263.02	\$0.00
			2459	RCS Facility Construction	Completed	CDBG	\$300,000.00	\$300,000.00	\$0.00

U.S. Department of Housing and Urban Development
Office of Community Planning and Development
Integrated Disbursement and Information System
List of Activities By Program Year And Project
PINELLAS COUNTY,FL

DATE: 12-28-15
TIME: 17:02
PAGE: 79

Plan Year	IDIS Project	Project	IDIS Activity ID	Activity Name	Activity Status	Program	Funded Amount	Draw Amount	Balance
2013	2	Project Total					\$329,263.02	\$329,263.02	\$0.00
	3	Public Infrastructure Program	2449	Public Infrastructure Program Activity Delivery	Canceled	CDBG	\$0.00	\$0.00	\$0.00
			2454	Public Infrastructure Program Activity Delivery	Completed	CDBG	\$21,188.64	\$21,188.64	\$0.00
			2467	City of Dunedin Streetscape & Sidewalk	Completed	CDBG	\$205,500.00	\$205,500.00	\$0.00
			2486	City of Oldsmar Street Resurfacing Project	Completed	CDBG	\$87,500.00	\$87,500.00	\$0.00
			2489	City of Indian Rocks Beach Sidewalk Project	Completed	CDBG	\$300,000.00	\$300,000.00	\$0.00
		Project Total					\$614,188.64	\$614,188.64	\$0.00
	4	Public Services Program	2451	GRA YMCA-Omni Center Operations	Completed	CDBG	\$235,000.00	\$235,000.00	\$0.00
			2452	Directions for Living Operations	Completed	CDBG	\$72,676.83	\$72,676.83	\$0.00
		Project Total					\$307,676.83	\$307,676.83	\$0.00
	5	Homeless and Homelessness Prevention Services Program	2468	ES13 HMIS	Open	HESG	\$6,463.26	\$6,463.26	\$0.00
			2469	ES13 Rapid Re-Housing	Open	HESG	\$89,051.07	\$89,051.07	\$0.00
			2470	ES13 Homelessness Prevention	Open	HESG	\$65,748.57	\$65,748.57	\$0.00
			2471	ESG13 Administration	Completed	HESG	\$13,074.10	\$13,074.10	\$0.00
		Project Total					\$174,337.00	\$174,337.00	\$0.00
	6	Housing Preservation Program	2463	LSFR - Lowe/Cook - #001853A	Completed	HOME	\$136,965.13	\$136,965.13	\$0.00
			2465	PCHA-Landings at Cross Bayou	Completed	HOME	\$303,040.64	\$303,040.64	\$0.00
			2485	Sandpebble Apartments	Open	CDBG	\$385,000.00	\$4,702.57	\$380,297.43
			2514	HEP Family Shelter Rehab - Units 1 & 2	Open	CDBG	\$40,000.00	\$0.00	\$40,000.00
		Project Total					\$865,005.77	\$444,708.34	\$420,297.43
	7	Housing Production Program	2464	Pinellas Hope III	Open	HOME	\$205,000.00	\$106,850.86	\$98,149.14
			2472	Duval Park	Open	HOME	\$810,000.00	\$466,414.05	\$343,585.95
			2491	Whispering Palms	Open	HOME	\$959,000.00	\$954,915.42	\$4,084.58
		Project Total					\$1,974,000.00	\$1,528,180.33	\$445,819.67
	8	Homeownership Promotion Program	2479	LDPA - Kinderberg - #002331A	Open	HOME	\$26,205.00	\$26,000.00	\$205.00
		Project Total					\$26,205.00	\$26,000.00	\$205.00
	9	Administration	2457	09/30/2014CDBG Administration	Completed	CDBG	\$543,856.66	\$543,856.66	\$0.00
			2462	HOME Administration	Completed	HOME	\$193,755.74	\$193,755.74	\$0.00
		Project Total					\$737,612.40	\$737,612.40	\$0.00
		Program Total				CDBG	\$2,627,629.87	\$2,207,332.44	\$420,297.43
						HESG	\$174,337.00	\$174,337.00	\$0.00
						HOME	\$2,633,966.51	\$2,187,941.84	\$446,024.67
	2013 Total						\$5,435,933.38	\$4,569,611.28	\$866,322.10
2014	1	Target Area Improvement Program	2480	Target Area Pre-Development	Completed	CDBG	\$61,127.57	\$61,127.57	\$0.00
			2481	Lealman Code Enforcement 14/15	Completed	CDBG	\$54,447.63	\$54,447.63	\$0.00
			2483	Target Area Improvement Program Activity Delivery	Completed	CDBG	\$16,171.53	\$16,171.53	\$0.00
			2492	Central Lealman Target Area Land Acquisition	Completed	CDBG	\$372,201.28	\$372,201.28	\$0.00
			2496	Omni Center Facility Rehabilitation	Completed	CDBG	\$110,050.00	\$110,050.00	\$0.00

U.S. Department of Housing and Urban Development
Office of Community Planning and Development
Integrated Disbursement and Information System
List of Activities By Program Year And Project
PINELLAS COUNTY,FL

DATE: 12-28-15
TIME: 17:02
PAGE: 80

Plan Year	IDIS Project	Project	IDIS Activity ID	Activity Name	Activity Status	Program	Funded Amount	Draw Amount	Balance
2014	1	Target Area Improvement Program	2500	Police Athletic League Facility Rehabilitation	Open	CDBG	\$188,750.00	\$74,689.00	\$114,061.00
			2506	Greater Ridgecrest Cleanup (14/15)	Completed	CDBG	\$14,479.77	\$14,479.77	\$0.00
			2516	Central Lealman Joe's Creek Park 14-15-Design	Open	CDBG	\$150,000.00	\$899.98	\$149,100.02
		Project Total					\$967,227.78	\$704,066.76	\$263,161.02
	3	Public Facilities Program	2482	Public Facilities Program Activity Delivery	Completed	CDBG	\$32,740.40	\$32,740.40	\$0.00
			2488	Girls, Inc. Facility Rehabilitation	Completed	CDBG	\$323,745.00	\$323,745.00	\$0.00
			2495	RCS Grace House Facility Rehabilitation	Completed	CDBG	\$116,961.08	\$116,961.08	\$0.00
			2497	WestCare Gulfcoast FL Turning Point Facility Rehabilitation	Open	CDBG	\$27,500.00	\$0.00	\$27,500.00
			2498	PEMHS Facility Rehabilitation	Completed	CDBG	\$52,000.00	\$52,000.00	\$0.00
			2501	LCHC Cops n Kids Facility Rehabilitation - 555	Completed	CDBG	\$34,200.22	\$34,200.22	\$0.00
			2502	LCHC Cops N Kids Facility Rehabilitation - 560	Completed	CDBG	\$24,670.02	\$24,670.02	\$0.00
			2503	Gulf Coast Jewish Family & Community Services Facility Rehabilitation	Completed	CDBG	\$38,701.50	\$38,701.50	\$0.00
		Project Total					\$650,518.22	\$623,018.22	\$27,500.00
	4	Public Infrastructure Program	2484	Public Infrastructure Program Activity Delivery	Completed	CDBG	\$14,533.95	\$14,533.95	\$0.00
			2493	Demolition and Clearance 14/15-CD14DEMO1	Completed	CDBG	\$6,270.01	\$6,270.01	\$0.00
		Project Total					\$20,803.96	\$20,803.96	\$0.00
	5	Public Services Program	2487	GRA YMCA-Omni Center Operations	Completed	CDBG	\$235,000.00	\$235,000.00	\$0.00
			2490	Pinellas Opportunity Council Chore Services	Completed	CDBG	\$30,000.00	\$30,000.00	\$0.00
			2494	Catholic Charities Pinellas Hope Operations	Completed	CDBG	\$40,000.00	\$40,000.00	\$0.00
			2499	Police Athletic League Operations	Completed	CDBG	\$25,000.00	\$25,000.00	\$0.00
			2504	LCHC HomeShare Program Operations	Completed	CDBG	\$13,584.00	\$13,584.00	\$0.00
		Project Total					\$343,584.00	\$343,584.00	\$0.00
	6	Homeless and Homelessness Prevention Services Program	2473	ES14 Administration	Open	HESG	\$15,341.00	\$5,086.45	\$10,254.55
			2474	ES14 Homelessness Prevention	Open	HESG	\$89,604.00	\$0.00	\$89,604.00
			2475	ES14 Rapid Re-Housing	Open	HESG	\$89,604.00	\$4,369.43	\$85,234.57
			2476	ES14 HMIS	Open	HESG	\$10,000.00	\$355.97	\$9,644.03
		Project Total					\$204,549.00	\$9,811.85	\$194,737.15
	7	Housing Preservation Program	2507	LSFR-Cook-002565A	Open	HOME	\$155,760.66	\$0.00	\$155,760.66
			2513	LSR - Anderoos - 002669A	Open	HOME	\$26,335.57	\$0.00	\$26,335.57
			2515	LSFR - Brown - 002668A	Open	HOME	\$27,020.60	\$0.00	\$27,020.60
			2517	The Villages at Tarpon	Open	HOME	\$500,000.00	\$0.00	\$500,000.00
		Project Total					\$709,116.83	\$0.00	\$709,116.83
	8	Housing Production Program	2512	Parkside Commons - 002548A	Open	HOME	\$500,000.00	\$0.00	\$500,000.00
							\$500,000.00	\$0.00	\$500,000.00
	9	Homeownership Promotion Program	2505	Meltzer, Mark - 002551A	Completed	HOME	\$24,250.00	\$24,250.00	\$0.00
			2508	LDPL - Ortega - 002673A	Open	HOME	\$26,000.00	\$0.00	\$26,000.00
			2509	DPL - Mazzaresse - 002672A	Open	HOME	\$7,825.00	\$0.00	\$7,825.00

U.S. Department of Housing and Urban Development
Office of Community Planning and Development
Integrated Disbursement and Information System
List of Activities By Program Year And Project
PINELLAS COUNTY,FL

Plan Year	IDIS Project	Project	IDIS Activity ID	Activity Name	Activity Status	Program	Funded Amount	Draw Amount	Balance
2014	9	Homeownership Promotion Program	2510	LDPL - Tovar - 002671A	Open	HOME	\$26,000.00	\$0.00	\$26,000.00
			2511	LDPL - Nordaas - 002670A	Open	HOME	\$26,000.00	\$0.00	\$26,000.00
			Project Total					\$110,075.00	\$24,250.00
	10	Administration	2477	14/15 CDBG Administration	Completed	CDBG	\$605,085.22	\$605,085.22	\$0.00
			2478	HOME Administration	Open	HOME	\$169,998.38	\$131,570.97	\$38,427.41
			Project Total					\$775,083.60	\$736,656.19
	Program Total					CDBG	\$2,587,219.18	\$2,296,558.16	\$290,661.02
						HESG	\$204,549.00	\$9,811.85	\$194,737.15
						HOME	\$1,489,190.21	\$155,820.97	\$1,333,369.24
	2014 Total						\$4,280,958.39	\$2,462,190.98	\$1,818,767.41
						CDBG	\$91,755,172.31	\$91,025,575.58	\$729,596.73
						CDBG-R	\$809,226.00	\$809,226.00	\$0.00
Program Grand Total					ESG	\$2,419,040.80	\$2,419,040.80	\$0.00	
					HESG	\$814,566.83	\$619,829.68	\$194,737.15	
					HOME	\$52,439,165.37	\$50,657,899.43	\$1,781,265.94	
					HPRP	\$1,237,464.00	\$1,237,464.00	\$0.00	
Grand Total							\$149,474,635.31	\$146,769,035.49	\$2,705,599.82



U.S. Department of Housing and Urban Development
Office of Community Planning and Development
Integrated Disbursement and Information System
CDBG Activity Summary Report (GPR) for Program Year 2014
PINELLAS COUNTY

Date: 28-Dec-2015

Time: 17:03

Page: 1

PGM Year: 1994
Project: 0002 - CONVERTED CDBG ACTIVITIES
IDIS Activity: 2 - CDBG COMMITTED FUNDS ADJUSTMENT

Status: Open
Location: ,

Objective:
Outcome:
Matrix Code: Planning (20)

National Objective:

Initial Funding Date: 01/01/0001

Description:

Financing

	Fund Type	Grant Year	Grant	Funded Amount	Drawn In Program Year	Drawn Thru Program Year
CDBG	EN	Pre-2015		\$19,249,921.49	\$0.00	\$0.00
		1989	B89UC120005		\$0.00	\$2,635,000.00
		1990	B90UC120005		\$0.00	\$2,515,000.00
		1991	B91UC120005		\$0.00	\$2,850,000.00
		1992	B92UC120005		\$0.00	\$3,058,000.00
		1993	B93UC120005		\$0.00	\$3,625,000.00
		1994	B94UC120005		\$0.00	\$3,860,000.00
		1995	B95UC120005		\$0.00	\$706,921.49
Total	Total			\$19,249,921.49	\$0.00	\$19,249,921.49

Proposed Accomplishments

Actual Accomplishments

Number assisted:

	Owner		Renter		Total		Person	
	Total	Hispanic	Total	Hispanic	Total	Hispanic	Total	Hispanic
White:					0	0		
Black/African American:					0	0		
Asian:					0	0		
American Indian/Alaskan Native:					0	0		
Native Hawaiian/Other Pacific Islander:					0	0		
American Indian/Alaskan Native & White:					0	0		
Asian White:					0	0		
Black/African American & White:					0	0		
American Indian/Alaskan Native & Black/African American:					0	0		
Other multi-racial:					0	0		
Asian/Pacific Islander:					0	0		



U.S. Department of Housing and Urban Development
Office of Community Planning and Development
Integrated Disbursement and Information System
CDBG Activity Summary Report (GPR) for Program Year 2014
PINELLAS COUNTY

Date: 28-Dec-2015

Time: 17:03

Page: 2

Hispanic:					0	0		
Total:	0	0	0	0	0	0	0	0

Female-headed Households:					0			
---------------------------	--	--	--	--	---	--	--	--

Income Category:

	Owner	Renter	Total	Person
Extremely Low			0	
Low Mod			0	
Moderate			0	
Non Low Moderate			0	
Total	0	0	0	0
Percent Low/Mod				

Annual Accomplishments

No data returned for this view. This might be because the applied filter excludes all data.



U.S. Department of Housing and Urban Development
Office of Community Planning and Development
Integrated Disbursement and Information System
CDBG Activity Summary Report (GPR) for Program Year 2014
PINELLAS COUNTY

Date: 28-Dec-2015
Time: 17:03
Page: 3

PGM Year:	2011				
Project:	0003 - Target Area Improvement Program				
IDIS Activity:	2359 - Dansville Phase IV				
Status:	Open	Objective:	Create suitable living environments		
Location:	Dansville NRSA Largo, FL 33778	Outcome:	Sustainability		
		Matrix Code:	Public Facilities and Improvement (General) (03)	National Objective:	LMA

Initial Funding Date: 06/13/2012

Description:

Dansville Redevelopment Area phase IV development.

Financing

	Fund Type	Grant Year	Grant	Funded Amount	Drawn In Program Year	Drawn Thru Program Year
CDBG	EN	Pre-2015		\$88,755.54	\$0.00	\$0.00
		2010	B10UC120005		\$0.00	\$26,283.99
		2011	B11UC120005		\$0.00	\$28,951.93
		2012	B12UC120005		\$0.00	\$10,267.16
		2013	B13UC120005		\$4,614.18	\$4,614.18
	PI	Pre-2015		\$12,782.45	\$0.00	\$0.00
		2012	B12UC120005		\$0.00	\$6,269.45
		2014	B14UC120005		\$6,513.00	\$6,513.00
Total	Total			\$101,537.99	\$11,127.18	\$82,899.71

Proposed Accomplishments

People (General) : 334

Total Population in Service Area: 1,035

Census Tract Percent Low / Mod: 83.00

Annual Accomplishments

Years	Accomplishment Narrative	# Benefitting
2011	Funding for phase 4 of the Dansville Redevelopment area.	



U.S. Department of Housing and Urban Development
Office of Community Planning and Development
Integrated Disbursement and Information System
CDBG Activity Summary Report (GPR) for Program Year 2014
PINELLAS COUNTY

Date: 28-Dec-2015
Time: 17:03
Page: 4

PGM Year: 2012
Project: 0006 - Housing Preservation Program
IDIS Activity: 2443 - PCHF - 8631 Orchid Dr.

Status: Completed 9/30/2015 12:00:00 AM
Location: 8631 Orchid Dr Seminole, FL 33777-3330

Objective: Provide decent affordable housing

Outcome: Sustainability

Matrix Code: Acquisition for Rehabilitation (14G)

National Objective: LMH

Initial Funding Date: 08/28/2013

Description:

Funding for acquisition of single family property under Housing Preservation Program.

Financing

	Fund Type	Grant Year	Grant	Funded Amount	Drawn In Program Year	Drawn Thru Program Year
CDBG	EN	Pre-2015		\$140,392.39	\$0.00	\$0.00
		2011	B11UC120005		\$0.00	\$102,507.13
		2012	B12UC120005		\$0.00	\$37,723.24
		2013	B13UC120005		\$162.02	\$162.02
	PI	Pre-2015		\$21,533.15	\$0.00	\$0.00
		2014	B14UC120005		\$21,533.15	\$21,533.15
Total	Total			\$161,925.54	\$21,695.17	\$161,925.54

Proposed Accomplishments

Housing Units : 1

Actual Accomplishments

Number assisted:

	Owner		Renter		Total		Person	
	Total	Hispanic	Total	Hispanic	Total	Hispanic	Total	Hispanic
White:	1	0	0	0	1	0	0	0
Black/African American:	0	0	0	0	0	0	0	0
Asian:	0	0	0	0	0	0	0	0
American Indian/Alaskan Native:	0	0	0	0	0	0	0	0
Native Hawaiian/Other Pacific Islander:	0	0	0	0	0	0	0	0
American Indian/Alaskan Native & White:	0	0	0	0	0	0	0	0
Asian White:	0	0	0	0	0	0	0	0
Black/African American & White:	0	0	0	0	0	0	0	0
American Indian/Alaskan Native & Black/African American:	0	0	0	0	0	0	0	0
Other multi-racial:	0	0	0	0	0	0	0	0
Asian/Pacific Islander:	0	0	0	0	0	0	0	0



U.S. Department of Housing and Urban Development
Office of Community Planning and Development
Integrated Disbursement and Information System
CDBG Activity Summary Report (GPR) for Program Year 2014
PINELLAS COUNTY

Date: 28-Dec-2015

Time: 17:03

Page: 5

Hispanic:	0	0	0	0	0	0	0	0
Total:	1	0	0	0	1	0	0	0

Female-headed Households:	0	0	0	0	0	0	0	0
---------------------------	---	---	---	---	---	---	---	---

Income Category:

	Owner	Renter	Total	Person
Extremely Low	0	0	0	0
Low Mod	0	0	0	0
Moderate	1	0	1	0
Non Low Moderate	0	0	0	0
Total	1	0	1	0
Percent Low/Mod	100.0%		100.0%	

Annual Accomplishments

Years	Accomplishment Narrative	# Benefitting
2012	Funding for the acquisition of the a single family home for rehabilitation and resale to an eligible homebuyer. The acquisition was completed in FY2012. The rehabilitation and resale will occur in FY2013. Beneficiary data will be reported under FY13.	
2013	Funding for the acquisition of the a single family home for rehabilitation and resale to an eligible homebuyer. The acquisition was completed in FY2012, rehabilitation and sold in 2015.	
2014	Funding for the acquisition of the a single family home for rehabilitation and resale to an eligible homebuyer. The acquisition was completed in FY2012, rehabilitation and sold in 2015.	



U.S. Department of Housing and Urban Development
Office of Community Planning and Development
Integrated Disbursement and Information System
CDBG Activity Summary Report (GPR) for Program Year 2014
PINELLAS COUNTY

Date: 28-Dec-2015
Time: 17:03
Page: 6

PGM Year: 2013
Project: 0001 - Target Area Improvement Program
IDIS Activity: 2458 - Central Lealman Sidewalks

Status: Completed 9/30/2015 12:00:00 AM
Location: Central Lealman Target Area St. Petersburg, FL 33714

Objective: Create suitable living environments
Outcome: Sustainability
Matrix Code: Sidewalks (03L)

National Objective: LMA

Initial Funding Date: 04/29/2014

Description:

Engineering design of roadway improvements and acquisition of land for storm water drainage utilities in Central Lealman.

Financing

	Fund Type	Grant Year	Grant	Funded Amount	Drawn In Program Year	Drawn Thru Program Year
CDBG	EN	Pre-2015		\$94,689.09	\$0.00	\$0.00
		2012	B12UC120005		\$0.00	\$94,689.09
	PI	Pre-2015		\$137,213.65	\$0.00	\$0.00
		2013	B13UC120005		\$0.00	\$136,940.65
		2014	B14UC120005		\$273.00	\$273.00
Total	Total			\$231,902.74	\$273.00	\$231,902.74

Proposed Accomplishments

People (General) : 7,800
Total Population in Service Area: 7,724
Census Tract Percent Low / Mod: 62.10

Annual Accomplishments

Years	Accomplishment Narrative	# Benefitting
2013	Project underway	
2014	Sidewalk engineering report to identify needed sidewalk construction completed. Construction of sidewalks funding from County general funds.	



U.S. Department of Housing and Urban Development
Office of Community Planning and Development
Integrated Disbursement and Information System
CDBG Activity Summary Report (GPR) for Program Year 2014
PINELLAS COUNTY

Date: 28-Dec-2015

Time: 17:03

Page: 7

PGM Year: 2014
Project: 0010 - Administration
IDIS Activity: 2477 - 14/15 CDBG Administration

Status: Completed 9/30/2015 12:00:00 AM
Location: ,

Objective:

Outcome:

Matrix Code: General Program Administration (21A)

National Objective:

Initial Funding Date: 03/03/2015

Description:

Financing

	Fund Type	Grant Year	Grant	Funded Amount	Drawn In Program Year	Drawn Thru Program Year
CDBG	EN	Pre-2015		\$484,481.62	\$0.00	\$0.00
		2012	B12UC120005		\$111,152.82	\$111,152.82
		2013	B13UC120005		\$373,328.80	\$373,328.80
	PI	Pre-2015		\$120,603.60	\$0.00	\$0.00
		2014	B14UC120005		\$120,603.60	\$120,603.60
Total	Total			\$605,085.22	\$605,085.22	\$605,085.22

Proposed Accomplishments

Actual Accomplishments

Number assisted:

	Owner		Renter		Total		Person	
	Total	Hispanic	Total	Hispanic	Total	Hispanic	Total	Hispanic
White:					0	0		
Black/African American:					0	0		
Asian:					0	0		
American Indian/Alaskan Native:					0	0		
Native Hawaiian/Other Pacific Islander:					0	0		
American Indian/Alaskan Native & White:					0	0		
Asian White:					0	0		
Black/African American & White:					0	0		
American Indian/Alaskan Native & Black/African American:					0	0		
Other multi-racial:					0	0		
Asian/Pacific Islander:					0	0		
Hispanic:					0	0		
Total:	0	0	0	0	0	0	0	0



U.S. Department of Housing and Urban Development
Office of Community Planning and Development
Integrated Disbursement and Information System
CDBG Activity Summary Report (GPR) for Program Year 2014
PINELLAS COUNTY

Date: 28-Dec-2015

Time: 17:03

Page: 8

Female-headed Households:

0

Income Category:

	Owner	Renter	Total	Person
Extremely Low			0	
Low Mod			0	
Moderate			0	
Non Low Moderate			0	
Total	0	0	0	0
Percent Low/Mod				

Annual Accomplishments

No data returned for this view. This might be because the applied filter excludes all data.



U.S. Department of Housing and Urban Development
Office of Community Planning and Development
Integrated Disbursement and Information System
CDBG Activity Summary Report (GPR) for Program Year 2014
PINELLAS COUNTY

Date: 28-Dec-2015
Time: 17:03
Page: 9

PGM Year: 2014
Project: 0001 - Target Area Improvement Program
IDIS Activity: 2480 - Target Area Pre-Development

Status: Completed 9/30/2015 12:00:00 AM
Location: Dansville / Ridgecrest NRSAs Largo, FL 33774

Objective: Create suitable living environments
Outcome: Sustainability
Matrix Code: Public Facilities and Improvement
(General) (03)

National Objective: LMA

Initial Funding Date: 02/27/2015

Description:

Predevelopment activities of County-owned lots.

Financing

	Fund Type	Grant Year	Grant	Funded Amount	Drawn In Program Year	Drawn Thru Program Year
CDBG	EN	Pre-2015		\$32,364.19	\$0.00	\$0.00
		2013	B13UC120005		\$32,364.19	\$32,364.19
	PI	Pre-2015		\$28,763.38	\$0.00	\$0.00
		2014	B14UC120005		\$28,763.38	\$28,763.38
Total	Total			\$61,127.57	\$61,127.57	\$61,127.57

Proposed Accomplishments

People (General) : 3,155

Total Population in Service Area: 4,190

Census Tract Percent Low / Mod: 53.46

Annual Accomplishments

Years	Accomplishment Narrative	# Benefitting
2014	Predevelopment activities of County-owned lots including, but not limited to, zoning approvals, platting, site work, legal, design, consulting, surveys, geotechnical studies and investigations, utility engineering and environmental assessments, other costs associated with property maintenance and site development; acquisition of signage easements and construction/installation of neighborhood signage.	



U.S. Department of Housing and Urban Development
Office of Community Planning and Development
Integrated Disbursement and Information System
CDBG Activity Summary Report (GPR) for Program Year 2014
PINELLAS COUNTY

Date: 28-Dec-2015
Time: 17:03
Page: 10

PGM Year: 2014
Project: 0001 - Target Area Improvement Program
IDIS Activity: 2481 - Lealman Code Enforcement 14/15

Status: Completed 9/30/2015 12:00:00 AM
Location: Lealman Target Area St. Petersburg, FL 33714

Objective: Create suitable living environments
Outcome: Sustainability
Matrix Code: Code Enforcement (15)
National Objective: LMA

Initial Funding Date: 02/27/2015

Description:

Code enforcement in deteriorated or deteriorating neighborhood target areas to arrest the decline of the neighborhoods.

Financing

	Fund Type	Grant Year	Grant	Funded Amount	Drawn In Program Year	Drawn Thru Program Year
CDBG	EN	Pre-2015		\$35,080.23	\$0.00	\$0.00
		2013	B13UC120005		\$35,080.23	\$35,080.23
	PI	Pre-2015		\$19,367.40	\$0.00	\$0.00
		2014	B14UC120005		\$19,367.40	\$19,367.40
Total	Total			\$54,447.63	\$54,447.63	\$54,447.63

Proposed Accomplishments

People (General) : 7,800
Total Population in Service Area: 8,280
Census Tract Percent Low / Mod: 56.16

Annual Accomplishments

Years	Accomplishment Narrative	# Benefitting
2014	Code enforcement in deteriorated or deteriorating neighborhood target areas to arrest the decline of the neighborhoods.	



U.S. Department of Housing and Urban Development
Office of Community Planning and Development
Integrated Disbursement and Information System
CDBG Activity Summary Report (GPR) for Program Year 2014
PINELLAS COUNTY

Date: 28-Dec-2015
Time: 17:03
Page: 11

PGM Year: 2014
Project: 0003 - Public Facilities Program
IDIS Activity: 2482 - Public Facilities Program Activity Delivery

Status: Completed 9/30/2015 12:00:00 AM
Location: Multiple Locations Clearwater, FL 33756

Objective: Create suitable living environments
Outcome: Availability/accessibility
Matrix Code: Public Facilities and Improvement (General) (03)

National Objective: LMC

Initial Funding Date: 03/03/2015

Description:

Activity delivery costs for administering the Public Facilities Improvement Program activities.

Financing

	Fund Type	Grant Year	Grant	Funded Amount	Drawn In Program Year	Drawn Thru Program Year
CDBG	EN	Pre-2015		\$23,603.41	\$0.00	\$0.00
		2013	B13UC120005		\$23,603.41	\$23,603.41
	PI	Pre-2015		\$9,136.99	\$0.00	\$0.00
		2014	B14UC120005		\$9,136.99	\$9,136.99
Total	Total			\$32,740.40	\$32,740.40	\$32,740.40

Proposed Accomplishments

Actual Accomplishments

Number assisted:

	Owner		Renter		Total		Person	
	Total	Hispanic	Total	Hispanic	Total	Hispanic	Total	Hispanic
White:	0	0	0	0	0	0		0
Black/African American:	0	0	0	0	0	0	0	0
Asian:	0	0	0	0	0	0	0	0
American Indian/Alaskan Native:	0	0	0	0	0	0	0	0
Native Hawaiian/Other Pacific Islander:	0	0	0	0	0	0	0	0
American Indian/Alaskan Native & White:	0	0	0	0	0	0	0	0
Asian White:	0	0	0	0	0	0	0	0
Black/African American & White:	0	0	0	0	0	0	0	0
American Indian/Alaskan Native & Black/African American:	0	0	0	0	0	0	0	0
Other multi-racial:	0	0	0	0	0	0	0	0
Asian/Pacific Islander:	0	0	0	0	0	0	0	0
Hispanic:	0	0	0	0	0	0	0	0
Total:	0	0	0	0	0	0	0	0



U.S. Department of Housing and Urban Development
Office of Community Planning and Development
Integrated Disbursement and Information System
CDBG Activity Summary Report (GPR) for Program Year 2014
PINELLAS COUNTY

Date: 28-Dec-2015

Time: 17:03

Page: 12

Female-headed Households:

0

0

0

Income Category:

	Owner	Renter	Total	Person
Extremely Low	0	0	0	0
Low Mod	0	0	0	0
Moderate	0	0	0	0
Non Low Moderate	0	0	0	0
Total	0	0	0	0

Percent Low/Mod

Annual Accomplishments

No data returned for this view. This might be because the applied filter excludes all data.



U.S. Department of Housing and Urban Development
Office of Community Planning and Development
Integrated Disbursement and Information System
CDBG Activity Summary Report (GPR) for Program Year 2014
PINELLAS COUNTY

Date: 28-Dec-2015

Time: 17:03

Page: 13

PGM Year: 2014

Project: 0001 - Target Area Improvement Program

IDIS Activity: 2483 - Target Area Improvement Program Activity Delivery

Status: Completed 9/30/2015 12:00:00 AM

Location: Multiple Locations Clearwater, FL 33756

Objective: Create suitable living environments

Outcome: Sustainability

Matrix Code: Public Facilities and Improvement
(General) (03)

National Objective: LMA

Initial Funding Date: 03/03/2015

Description:

Activity delivery costs for administering the Target Area Improvement Program activities.

Financing

	Fund Type	Grant Year	Grant	Funded Amount	Drawn In Program Year	Drawn Thru Program Year
CDBG	EN	Pre-2015		\$10,228.67	\$0.00	\$0.00
		2013	B13UC120005		\$10,228.67	\$10,228.67
	PI	Pre-2015		\$5,942.86	\$0.00	\$0.00
		2014	B14UC120005		\$5,942.86	\$5,942.86
Total	Total			\$16,171.53	\$16,171.53	\$16,171.53

Proposed Accomplishments

Total Population in Service Area: 4,190

Census Tract Percent Low / Mod: 53.46

Annual Accomplishments

No data returned for this view. This might be because the applied filter excludes all data.



U.S. Department of Housing and Urban Development
Office of Community Planning and Development
Integrated Disbursement and Information System
CDBG Activity Summary Report (GPR) for Program Year 2014
PINELLAS COUNTY

Date: 28-Dec-2015
Time: 17:03
Page: 14

PGM Year: 2014
Project: 0004 - Public Infrastructure Program
IDIS Activity: 2484 - Public Infrastructure Program Activity Delivery

Status: Completed 9/30/2015 12:00:00 AM
Location: IRB Indian Rocks Beach, FL 33785

Objective: Create suitable living environments
Outcome: Sustainability
Matrix Code: Public Facilities and Improvement
(General) (03)

National Objective: SBA

Initial Funding Date: 03/03/2015

Description:

Activity delivery costs for administering the Public Infrastructure Improvement Program activities.

Financing

	Fund Type	Grant Year	Grant	Funded Amount	Drawn In Program Year	Drawn Thru Program Year
CDBG	EN	Pre-2015		\$7,635.75	\$0.00	\$0.00
		2013	B13UC120005		\$7,635.75	\$7,635.75
	PI	Pre-2015		\$6,898.20	\$0.00	\$0.00
		2014	B14UC120005		\$6,898.20	\$6,898.20
Total	Total			\$14,533.95	\$14,533.95	\$14,533.95

Proposed Accomplishments

Annual Accomplishments

No data returned for this view. This might be because the applied filter excludes all data.



U.S. Department of Housing and Urban Development
Office of Community Planning and Development
Integrated Disbursement and Information System
CDBG Activity Summary Report (GPR) for Program Year 2014
PINELLAS COUNTY

Date: 28-Dec-2015
Time: 17:03
Page: 15

PGM Year:	2013				
Project:	0006 - Housing Preservation Program				
IDIS Activity:	2485 - Sandpebble Apartments				
Status:	Open	Objective:	Provide decent affordable housing		
Location:	2700 52nd Ave N St Petersburg, FL 33714-2582	Outcome:	Sustainability		
		Matrix Code:	Rehab; Multi-Unit Residential (14B)	National Objective:	LMH

Initial Funding Date: 03/03/2015

Description:

Rehabilitation of multifamily residential rental housing.

Financing

	Fund Type	Grant Year	Grant	Funded Amount	Drawn In Program Year	Drawn Thru Program Year
CDBG	EN	Pre-2015		\$383,376.51	\$0.00	\$0.00
		2013	B13UC120005		\$3,079.08	\$3,079.08
	PI	Pre-2015		\$1,623.49	\$0.00	\$0.00
		2014	B14UC120005		\$1,623.49	\$1,623.49
Total	Total			\$385,000.00	\$4,702.57	\$4,702.57

Proposed Accomplishments

Housing Units : 10

Actual Accomplishments

Number assisted:

	Owner		Renter		Total		Person	
	Total	Hispanic	Total	Hispanic	Total	Hispanic	Total	Hispanic
White:	0	0	0	0	0	0		0
Black/African American:	0	0	0	0	0	0	0	0
Asian:	0	0	0	0	0	0	0	0
American Indian/Alaskan Native:	0	0	0	0	0	0	0	0
Native Hawaiian/Other Pacific Islander:	0	0	0	0	0	0	0	0
American Indian/Alaskan Native & White:	0	0	0	0	0	0	0	0
Asian White:	0	0	0	0	0	0	0	0
Black/African American & White:	0	0	0	0	0	0	0	0
American Indian/Alaskan Native & Black/African American:	0	0	0	0	0	0	0	0
Other multi-racial:	0	0	0	0	0	0	0	0
Asian/Pacific Islander:	0	0	0	0	0	0	0	0
Hispanic:	0	0	0	0	0	0	0	0



U.S. Department of Housing and Urban Development
Office of Community Planning and Development
Integrated Disbursement and Information System
CDBG Activity Summary Report (GPR) for Program Year 2014
PINELLAS COUNTY

Date: 28-Dec-2015

Time: 17:03

Page: 16

Total:	0	0	0	0	0	0	0	0
---------------	----------	----------	----------	----------	----------	----------	----------	----------

Female-headed Households:	0		0		0			
---------------------------	---	--	---	--	---	--	--	--

Income Category:

	Owner	Renter	Total	Person
Extremely Low	0	0	0	0
Low Mod	0	0	0	0
Moderate	0	0	0	0
Non Low Moderate	0	0	0	0
Total	0	0	0	0
Percent Low/Mod				

Annual Accomplishments

No data returned for this view. This might be because the applied filter excludes all data.



U.S. Department of Housing and Urban Development
Office of Community Planning and Development
Integrated Disbursement and Information System
CDBG Activity Summary Report (GPR) for Program Year 2014
PINELLAS COUNTY

Date: 28-Dec-2015
Time: 17:03
Page: 17

PGM Year: 2013
Project: 0003 - Public Infrastructure Program
IDIS Activity: 2486 - City of Oldsmar Street Resurfacing Project

Status: Completed 3/4/2015 12:00:00 AM
Location: St. Petersburg Drive Oldsmar, FL 34677

Objective: Create suitable living environments
Outcome: Sustainability
Matrix Code: Street Improvements (03K)

National Objective: SBA

Initial Funding Date: 03/03/2015

Description:

Oldsmar street resurfacing project.

Financing

	Fund Type	Grant Year	Grant	Funded Amount	Drawn In Program Year	Drawn Thru Program Year
CDBG	PI	Pre-2015		\$87,500.00	\$0.00	\$0.00
		2014	B14UC120005		\$87,500.00	\$87,500.00
Total	Total			\$87,500.00	\$87,500.00	\$87,500.00

Proposed Accomplishments

People (General) : 3,839

Annual Accomplishments

Years	Accomplishment Narrative	# Benefitting
2013	Project underway, carried over for completion in 2014.	
2014	Funding for the resurfacing of St. Petersburg Drive between Bayview Boulevard and Dartmouth Avenue to include roadway milling, asphalt resurfacing, stripping and pedestrian crossing improvements including the installation of ADA accessible crosswalks.	



U.S. Department of Housing and Urban Development
Office of Community Planning and Development
Integrated Disbursement and Information System
CDBG Activity Summary Report (GPR) for Program Year 2014
PINELLAS COUNTY

Date: 28-Dec-2015
Time: 17:03
Page: 18

PGM Year: 2014
Project: 0005 - Public Services Program
IDIS Activity: 2487 - GRA YMCA-Omni Center Operations

Status: Completed 9/30/2015 12:00:00 AM
Location: 1801 119th St Largo, FL 33778-1028

Objective: Create suitable living environments
Outcome: Availability/accessibility
Matrix Code: Public Services (General) (05) **National Objective:** LMA

Initial Funding Date: 03/03/2015

Description:

Public Services Program - Omni Center Operations.

Financing

	Fund Type	Grant Year	Grant	Funded Amount	Drawn In Program Year	Drawn Thru Program Year
CDBG	EN	Pre-2015		\$104,499.52	\$0.00	\$0.00
		2013	B13UC120005		\$104,499.52	\$104,499.52
	PI	Pre-2015		\$130,500.48	\$0.00	\$0.00
		2014	B14UC120005		\$130,500.48	\$130,500.48
Total	Total			\$235,000.00	\$235,000.00	\$235,000.00

Proposed Accomplishments

People (General) : 3,155
Total Population in Service Area: 4,935
Census Tract Percent Low / Mod: 55.72

Annual Accomplishments

Years	Accomplishment Narrative	# Benefitting
2014	Operating expenses including utilities, facility maintenance, janitorial supplies and service, aquatic chemicals, and base operational personnel costs at the County-owned Omni Center in the Greater Ridgecrest NRSA.	



U.S. Department of Housing and Urban Development
Office of Community Planning and Development
Integrated Disbursement and Information System
CDBG Activity Summary Report (GPR) for Program Year 2014
PINELLAS COUNTY

Date: 28-Dec-2015
Time: 17:03
Page: 19

PGM Year: 2014
Project: 0003 - Public Facilities Program
IDIS Activity: 2488 - Girls, Inc. Facility Rehabilitation

Status: Completed 9/30/2015 12:00:00 AM
Location: 7686 61st St Pinellas Park, FL 33781-3213

Objective: Create suitable living environments
Outcome: Sustainability
Matrix Code: Youth Centers (03D)

National Objective: LMC

Initial Funding Date: 03/03/2015

Description:

Funding for rehabilitation at Girls Inc. facility.

Financing

	Fund Type	Grant Year	Grant	Funded Amount	Drawn In Program Year	Drawn Thru Program Year
CDBG	EN	Pre-2015		\$256,031.00	\$0.00	\$0.00
		2013	B13UC120005		\$256,031.00	\$256,031.00
	PI	Pre-2015		\$67,714.00	\$0.00	\$0.00
		2014	B14UC120005		\$67,714.00	\$67,714.00
Total	Total			\$323,745.00	\$323,745.00	\$323,745.00

Proposed Accomplishments

Public Facilities : 1

Actual Accomplishments

Number assisted:

	Owner		Renter		Total		Person	
	Total	Hispanic	Total	Hispanic	Total	Hispanic	Total	Hispanic
White:	0	0	0	0	0	0	172	0
Black/African American:	0	0	0	0	0	0	58	0
Asian:	0	0	0	0	0	0	1	0
American Indian/Alaskan Native:	0	0	0	0	0	0	3	0
Native Hawaiian/Other Pacific Islander:	0	0	0	0	0	0	0	0
American Indian/Alaskan Native & White:	0	0	0	0	0	0	0	0
Asian White:	0	0	0	0	0	0	0	0
Black/African American & White:	0	0	0	0	0	0	0	0
American Indian/Alaskan Native & Black/African American:	0	0	0	0	0	0	0	0
Other multi-racial:	0	0	0	0	0	0	84	43
Asian/Pacific Islander:	0	0	0	0	0	0	0	0
Hispanic:	0	0	0	0	0	0	0	0



U.S. Department of Housing and Urban Development
Office of Community Planning and Development
Integrated Disbursement and Information System
CDBG Activity Summary Report (GPR) for Program Year 2014
PINELLAS COUNTY

Date: 28-Dec-2015
Time: 17:03
Page: 20

Total:	0	0	0	0	0	0	318	43
---------------	----------	----------	----------	----------	----------	----------	------------	-----------

Female-headed Households:	0		0		0			
---------------------------	---	--	---	--	---	--	--	--

Income Category:

	Owner	Renter	Total	Person
Extremely Low	0	0	0	97
Low Mod	0	0	0	81
Moderate	0	0	0	39
Non Low Moderate	0	0	0	101
Total	0	0	0	318
Percent Low/Mod				68.2%

Annual Accomplishments

Years	Accomplishment Narrative	# Benefitting
2014	Architectural/engineering plans and improvements to the facility including renovating existing space to be used as a new design studio, upgrading kitchen, bathroom and lighting, installing permanent bookcases, smart boards, storage cubbies, and loft storage access, and replacing carpeting and room dividers.	



U.S. Department of Housing and Urban Development
Office of Community Planning and Development
Integrated Disbursement and Information System
CDBG Activity Summary Report (GPR) for Program Year 2014
PINELLAS COUNTY

Date: 28-Dec-2015
Time: 17:03
Page: 21

PGM Year: 2013
Project: 0003 - Public Infrastructure Program
IDIS Activity: 2489 - City of Indian Rocks Beach Sidewalk Project

Status: Completed 5/31/2015 12:00:00 AM
Location: Indian Rocks Beach Indian Rocks Beach, FL 33785

Objective: Create suitable living environments
Outcome: Sustainability
Matrix Code: Street Improvements (03K)

National Objective: SBA

Initial Funding Date: 03/03/2015

Description:

Funding Indian Rocks beach sidewalk construction project.

Financing

	Fund Type	Grant Year	Grant	Funded Amount	Drawn In Program Year	Drawn Thru Program Year
CDBG	EN	Pre-2015		\$209,238.41	\$0.00	\$0.00
		2013	B13UC120005		\$209,238.41	\$209,238.41
	PI	Pre-2015		\$90,761.59	\$0.00	\$0.00
		2014	B14UC120005		\$90,761.59	\$90,761.59
Total	Total			\$300,000.00	\$300,000.00	\$300,000.00

Proposed Accomplishments

People (General) : 4,112

Annual Accomplishments

Years	Accomplishment Narrative	# Benefitting
2013	Activity underway carried over to 2014 for completion.	
2014	Installation of new sidewalk segments, including handicap ramps, landscaping and installation of bollard crosswalk lights, repair and paving of adjacent roadway surfaces in the Narrows Business District Triangle, an area bordered by 5th Avenue on the north, Gulf Boulevard on the west, the Intra-Coastal Waterway on the east and the intersection of Bay Drive and Gulf Boulevard on the south.	



U.S. Department of Housing and Urban Development
Office of Community Planning and Development
Integrated Disbursement and Information System
CDBG Activity Summary Report (GPR) for Program Year 2014
PINELLAS COUNTY

Date: 28-Dec-2015
Time: 17:03
Page: 22

PGM Year: 2014
Project: 0005 - Public Services Program
IDIS Activity: 2490 - Pinellas Opportunity Council Chore Services

Status: Completed 9/30/2015 12:00:00 AM
Location: Scattered Sites - Urban County Clearwater, FL 33756

Objective: Create suitable living environments
Outcome: Availability/accessibility
Matrix Code: Senior Services (05A)

National Objective: LMC

Initial Funding Date: 03/17/2015

Description:

Funding for Pinellas Opportunity Council's Chore Services Program.

Financing

	Fund Type	Grant Year	Grant	Funded Amount	Drawn In Program Year	Drawn Thru Program Year
CDBG	EN	Pre-2015		\$24,113.06	\$0.00	\$0.00
		2013	B13UC120005		\$24,113.06	\$24,113.06
	PI	Pre-2015		\$5,886.94	\$0.00	\$0.00
		2014	B14UC120005		\$5,886.94	\$5,886.94
Total	Total			\$30,000.00	\$30,000.00	\$30,000.00

Proposed Accomplishments

People (General) : 43

Actual Accomplishments

Number assisted:

	Owner		Renter		Total		Person	
	Total	Hispanic	Total	Hispanic	Total	Hispanic	Total	Hispanic
White:	0	0	0	0	0	0	88	1
Black/African American:	0	0	0	0	0	0	5	0
Asian:	0	0	0	0	0	0	0	0
American Indian/Alaskan Native:	0	0	0	0	0	0	0	0
Native Hawaiian/Other Pacific Islander:	0	0	0	0	0	0	0	0
American Indian/Alaskan Native & White:	0	0	0	0	0	0	0	0
Asian White:	0	0	0	0	0	0	0	0
Black/African American & White:	0	0	0	0	0	0	0	0
American Indian/Alaskan Native & Black/African American:	0	0	0	0	0	0	0	0
Other multi-racial:	0	0	0	0	0	0	0	0
Asian/Pacific Islander:	0	0	0	0	0	0	0	0
Hispanic:	0	0	0	0	0	0	0	0



U.S. Department of Housing and Urban Development
 Office of Community Planning and Development
 Integrated Disbursement and Information System
 CDBG Activity Summary Report (GPR) for Program Year 2014
 PINELLAS COUNTY

Date: 28-Dec-2015
 Time: 17:03
 Page: 23

Total: 0 0 0 0 0 0 93 1

Female-headed Households: 0 0 0 0

Income Category:

	Owner	Renter	Total	Person
Extremely Low	0	0	0	42
Low Mod	0	0	0	38
Moderate	0	0	0	9
Non Low Moderate	0	0	0	4
Total	0	0	0	93
Percent Low/Mod				95.7%

Annual Accomplishments

Years	Accomplishment Narrative	# Benefitting
2014	Operational support for Pinellas Opportunity Council's Chore Services program including utilities, rent and insurance.	



U.S. Department of Housing and Urban Development
Office of Community Planning and Development
Integrated Disbursement and Information System
CDBG Activity Summary Report (GPR) for Program Year 2014
PINELLAS COUNTY

Date: 28-Dec-2015
Time: 17:03
Page: 24

PGM Year: 2014
Project: 0001 - Target Area Improvement Program
IDIS Activity: 2492 - Central Lealman Target Area Land Acquisition

Status: Completed 9/30/2015 12:00:00 AM
Location: Central Lealman Target Area St. Petersburg, FL 33714

Objective: Create suitable living environments
Outcome: Sustainability
Matrix Code: Acquisition of Real Property (01)

National Objective: LMA

Initial Funding Date: 04/03/2015

Description:

Acquire land for potential recreational programming in conjunction with the proposed Joes Creek Park activity.

Financing

	Fund Type	Grant Year	Grant	Funded Amount	Drawn In Program Year	Drawn Thru Program Year
CDBG	EN	Pre-2015		\$372,201.28	\$0.00	\$0.00
		2013	B13UC120005		\$372,201.28	\$372,201.28
Total	Total			\$372,201.28	\$372,201.28	\$372,201.28

Proposed Accomplishments

People (General) : 7,800

Total Population in Service Area: 8,280

Census Tract Percent Low / Mod: 56.16

Annual Accomplishments

Years	Accomplishment Narrative	# Benefitting
2014	Acquisition of land and conduct engineering/design/space planning for potential recreational programming - Duval Circle - Land Acquisition and Ph 2 Environmental Assessment.	



U.S. Department of Housing and Urban Development
Office of Community Planning and Development
Integrated Disbursement and Information System
CDBG Activity Summary Report (GPR) for Program Year 2014
PINELLAS COUNTY

Date: 28-Dec-2015
Time: 17:03
Page: 25

PGM Year: 2014
Project: 0004 - Public Infrastructure Program
IDIS Activity: 2493 - Demolition and Clearance 14/15-CD14DEMO1

Status: Completed 9/30/2015 12:00:00 AM
Location: 6727 68th Ave N Pinellas Park, FL 33781-5018

Objective: Create suitable living environments
Outcome: Sustainability
Matrix Code: Clearance and Demolition (04)

National Objective: SBS

Initial Funding Date: 04/20/2015

Description:

Demolition and clearance of substandard property.

Financing

	Fund Type	Grant Year	Grant	Funded Amount	Drawn In Program Year	Drawn Thru Program Year
CDBG	EN	Pre-2015		\$6,270.01	\$0.00	\$0.00
		2013	B13UC120005		\$6,270.01	\$6,270.01
Total	Total			\$6,270.01	\$6,270.01	\$6,270.01

Proposed Accomplishments

Housing Units : 1

Annual Accomplishments

Years	Accomplishment Narrative	# Benefitting
2014	One substandard home demolished	



U.S. Department of Housing and Urban Development
Office of Community Planning and Development
Integrated Disbursement and Information System
CDBG Activity Summary Report (GPR) for Program Year 2014
PINELLAS COUNTY

Date: 28-Dec-2015
Time: 17:03
Page: 26

PGM Year: 2014
Project: 0005 - Public Services Program
IDIS Activity: 2494 - Catholic Charities Pinellas Hope Operations

Status: Completed 9/30/2015 12:00:00 AM
Location: 5726 126th Ave N Clearwater, FL 33760-4600

Objective: Create suitable living environments
Outcome: Availability/accessibility
Matrix Code: Operating Costs of Homeless/AIDS Patients Programs (03T)

National Objective: LMC

Initial Funding Date: 04/20/2015

Description:

Operating expenses for Catholic Charities Pinellas Hope Program.

Financing

	Fund Type	Grant Year	Grant	Funded Amount	Drawn In Program Year	Drawn Thru Program Year
CDBG	EN	Pre-2015		\$40,000.00	\$0.00	\$0.00
		2013	B13UC120005		\$40,000.00	\$40,000.00
Total	Total			\$40,000.00	\$40,000.00	\$40,000.00

Proposed Accomplishments

People (General) : 100

Actual Accomplishments

Number assisted:

	Owner		Renter		Total		Person	
	Total	Hispanic	Total	Hispanic	Total	Hispanic	Total	Hispanic
White:	0	0	0	0	0	0	979	27
Black/African American:	0	0	0	0	0	0	215	2
Asian:	0	0	0	0	0	0	11	1
American Indian/Alaskan Native:	0	0	0	0	0	0	20	3
Native Hawaiian/Other Pacific Islander:	0	0	0	0	0	0	1	0
American Indian/Alaskan Native & White:	0	0	0	0	0	0	25	2
Asian White:	0	0	0	0	0	0	3	0
Black/African American & White:	0	0	0	0	0	0	10	0
American Indian/Alaskan Native & Black/African American:	0	0	0	0	0	0	4	0
Other multi-racial:	0	0	0	0	0	0	51	0
Asian/Pacific Islander:	0	0	0	0	0	0	0	0
Hispanic:	0	0	0	0	0	0	0	0
Total:	0	0	0	0	0	0	1,319	35

Female-headed Households:

0 0 0



U.S. Department of Housing and Urban Development
Office of Community Planning and Development
Integrated Disbursement and Information System
CDBG Activity Summary Report (GPR) for Program Year 2014
PINELLAS COUNTY

Date: 28-Dec-2015
Time: 17:03
Page: 27

Income Category:

	Owner	Renter	Total	Person
Extremely Low	0	0	0	1,202
Low Mod	0	0	0	90
Moderate	0	0	0	23
Non Low Moderate	0	0	0	4
Total	0	0	0	1,319
Percent Low/Mod				99.7%

Annual Accomplishments

Years	Accomplishment Narrative	# Benefitting
2014	Operational support for Pinellas Hope emergency shelter/jail diversion program including utilities and essential service salaries of case managers.	



U.S. Department of Housing and Urban Development
Office of Community Planning and Development
Integrated Disbursement and Information System
CDBG Activity Summary Report (GPR) for Program Year 2014
PINELLAS COUNTY

Date: 28-Dec-2015
Time: 17:03
Page: 28

PGM Year:	2014						
Project:	0003 - Public Facilities Program						
IDIS Activity:	2495 - RCS Grace House Facility Rehabilitation						
Status:	Completed 9/30/2015 12:00:00 AM	Objective:	Create suitable living environments				
Location:	1552 S Myrtle Ave Clearwater, FL 33756-2152	Outcome:	Availability/accessibility				
		Matrix Code:	Homeless Facilities (not operating costs) (03C)	National Objective:	LMC		

Initial Funding Date: 06/16/2015

Description:

Funding for rehabilitation of RCS Grace House Emergency Shelter.

Financing

	Fund Type	Grant Year	Grant	Funded Amount	Drawn In Program Year	Drawn Thru Program Year
CDBG	EN	Pre-2015		\$116,961.08	\$0.00	\$0.00
		2013	B13UC120005		\$116,961.08	\$116,961.08
Total	Total			\$116,961.08	\$116,961.08	\$116,961.08

Proposed Accomplishments

Public Facilities : 1

Actual Accomplishments

Number assisted:

	Owner		Renter		Total		Person	
	Total	Hispanic	Total	Hispanic	Total	Hispanic	Total	Hispanic
White:	0	0	0	0	0	0	283	56
Black/African American:	0	0	0	0	0	0	243	0
Asian:	0	0	0	0	0	0	0	0
American Indian/Alaskan Native:	0	0	0	0	0	0	2	0
Native Hawaiian/Other Pacific Islander:	0	0	0	0	0	0	0	0
American Indian/Alaskan Native & White:	0	0	0	0	0	0	0	0
Asian White:	0	0	0	0	0	0	0	0
Black/African American & White:	0	0	0	0	0	0	0	0
American Indian/Alaskan Native & Black/African American:	0	0	0	0	0	0	16	0
Other multi-racial:	0	0	0	0	0	0	0	0
Asian/Pacific Islander:	0	0	0	0	0	0	0	0
Hispanic:	0	0	0	0	0	0	0	0
Total:	0	0	0	0	0	0	544	56
Female-headed Households:	0		0		0			



U.S. Department of Housing and Urban Development
Office of Community Planning and Development
Integrated Disbursement and Information System
CDBG Activity Summary Report (GPR) for Program Year 2014
PINELLAS COUNTY

Date: 28-Dec-2015

Time: 17:03

Page: 29

Income Category:

	Owner	Renter	Total	Person
Extremely Low	0	0	0	544
Low Mod	0	0	0	0
Moderate	0	0	0	0
Non Low Moderate	0	0	0	0
Total	0	0	0	544
Percent Low/Mod				100.0%

Annual Accomplishments

Years	Accomplishment Narrative	# Benefitting
2014	Rehabilitation to Grace House, a 14-unit emergency shelter, including installing new roofs and replacing and windows, doors and air conditioners.	



U.S. Department of Housing and Urban Development
Office of Community Planning and Development
Integrated Disbursement and Information System
CDBG Activity Summary Report (GPR) for Program Year 2014
PINELLAS COUNTY

Date: 28-Dec-2015
Time: 17:03
Page: 30

PGM Year: 2014
Project: 0001 - Target Area Improvement Program
IDIS Activity: 2496 - Omni Center Facility Rehabilitation

Status: Completed 9/30/2015 12:00:00 AM
Location: 1801 119th St Largo, FL 33778-1028

Objective: Create suitable living environments
Outcome: Sustainability
Matrix Code: Neighborhood Facilities (03E)

National Objective: LMA

Initial Funding Date: 06/24/2015

Description:

Rehabilitation activities at the Greater Ridgecrest YMCA.

Financing

	Fund Type	Grant Year	Grant	Funded Amount	Drawn In Program Year	Drawn Thru Program Year
CDBG	EN	Pre-2015		\$110,050.00	\$0.00	\$0.00
		2013	B13UC120005		\$110,050.00	\$110,050.00
Total	Total			\$110,050.00	\$110,050.00	\$110,050.00

Proposed Accomplishments

Public Facilities : 1

Total Population in Service Area: 4,935

Census Tract Percent Low / Mod: 55.72

Annual Accomplishments

Years	Accomplishment Narrative	# Benefitting
2014	Provide funding for rehabilitation/enhancements to the gymnasium, playground and aquatic center at the Greater Ridgecrest YMCA neighborhood facility.	



U.S. Department of Housing and Urban Development
Office of Community Planning and Development
Integrated Disbursement and Information System
CDBG Activity Summary Report (GPR) for Program Year 2014
PINELLAS COUNTY

Date: 28-Dec-2015
Time: 17:03
Page: 31

PGM Year:	2014					
Project:	0003 - Public Facilities Program					
IDIS Activity:	2497 - WestCare Gulfcoast FL Turning Point Facility Rehabilitation					
Status:	Open	Objective:	Create suitable living environments			
Location:	1801 5th Ave N St Petersburg, FL 33713-7109	Outcome:	Availability/accessibility			
		Matrix Code:	Homeless Facilities (not operating costs) (03C)	National Objective:	LMC	

Initial Funding Date: 06/24/2015

Description:

WestCare Turning Point inebriate receiving facility rehabilitation activities.

Financing

	Fund Type	Grant Year	Grant	Funded Amount	Drawn In Program Year	Drawn Thru Program Year
CDBG	EN	Pre-2015		\$27,500.00	\$0.00	\$0.00
Total	Total			\$27,500.00	\$0.00	\$0.00

Proposed Accomplishments

Public Facilities : 1

Actual Accomplishments

Number assisted:

	Owner		Renter		Total		Person	
	Total	Hispanic	Total	Hispanic	Total	Hispanic	Total	Hispanic
White:	0	0	0	0	0	0		0
Black/African American:	0	0	0	0	0	0	0	0
Asian:	0	0	0	0	0	0	0	0
American Indian/Alaskan Native:	0	0	0	0	0	0	0	0
Native Hawaiian/Other Pacific Islander:	0	0	0	0	0	0	0	0
American Indian/Alaskan Native & White:	0	0	0	0	0	0	0	0
Asian White:	0	0	0	0	0	0	0	0
Black/African American & White:	0	0	0	0	0	0	0	0
American Indian/Alaskan Native & Black/African American:	0	0	0	0	0	0	0	0
Other multi-racial:	0	0	0	0	0	0	0	0
Asian/Pacific Islander:	0	0	0	0	0	0	0	0
Hispanic:	0	0	0	0	0	0	0	0
Total:	0	0	0	0	0	0	0	0
Female-headed Households:	0		0		0			



U.S. Department of Housing and Urban Development
Office of Community Planning and Development
Integrated Disbursement and Information System
CDBG Activity Summary Report (GPR) for Program Year 2014
PINELLAS COUNTY

Date: 28-Dec-2015

Time: 17:03

Page: 32

Income Category:

	Owner	Renter	Total	Person
Extremely Low	0	0	0	0
Low Mod	0	0	0	0
Moderate	0	0	0	0
Non Low Moderate	0	0	0	0
Total	0	0	0	0
Percent Low/Mod				

Annual Accomplishments

Years	Accomplishment Narrative	# Benefitting
2014	Construction of a new stand alone building to be used as a laundry facility at Turning Point emergency housing/inebriate receiving facility serving homeless clients.	



U.S. Department of Housing and Urban Development
Office of Community Planning and Development
Integrated Disbursement and Information System
CDBG Activity Summary Report (GPR) for Program Year 2014
PINELLAS COUNTY

Date: 28-Dec-2015
Time: 17:03
Page: 33

PGM Year:	2014				
Project:	0003 - Public Facilities Program				
IDIS Activity:	2498 - PEMHS Facility Rehabilitation				
Status:	Completed 9/30/2015 12:00:00 AM	Objective:	Create suitable living environments		
Location:	11254 58th St N Pinellas Park, FL 33782-2213	Outcome:	Availability/accessibility		
		Matrix Code:	Health Facilities (03P)	National Objective:	LMC

Initial Funding Date: 07/08/2015

Description:

PEMHS mental health services facility rehabilitation.

Financing

	Fund Type	Grant Year	Grant	Funded Amount	Drawn In Program Year	Drawn Thru Program Year
CDBG	EN	Pre-2015		\$52,000.00	\$0.00	\$0.00
		2013	B13UC120005		\$52,000.00	\$52,000.00
Total	Total			\$52,000.00	\$52,000.00	\$52,000.00

Proposed Accomplishments

Public Facilities : 1

Actual Accomplishments

Number assisted:

	Owner		Renter		Total		Person	
	Total	Hispanic	Total	Hispanic	Total	Hispanic	Total	Hispanic
White:	0	0	0	0	0	0	2,325	235
Black/African American:	0	0	0	0	0	0	567	4
Asian:	0	0	0	0	0	0	23	1
American Indian/Alaskan Native:	0	0	0	0	0	0	0	0
Native Hawaiian/Other Pacific Islander:	0	0	0	0	0	0	1	0
American Indian/Alaskan Native & White:	0	0	0	0	0	0	9	0
Asian White:	0	0	0	0	0	0	0	0
Black/African American & White:	0	0	0	0	0	0	0	0
American Indian/Alaskan Native & Black/African American:	0	0	0	0	0	0	0	0
Other multi-racial:	0	0	0	0	0	0	143	0
Asian/Pacific Islander:	0	0	0	0	0	0	0	0
Hispanic:	0	0	0	0	0	0	0	0
Total:	0	0	0	0	0	0	3,068	240
Female-headed Households:	0		0		0			



U.S. Department of Housing and Urban Development
Office of Community Planning and Development
Integrated Disbursement and Information System
CDBG Activity Summary Report (GPR) for Program Year 2014
PINELLAS COUNTY

Date: 28-Dec-2015
Time: 17:03
Page: 34

Income Category:

	Owner	Renter	Total	Person
Extremely Low	0	0	0	2,342
Low Mod	0	0	0	285
Moderate	0	0	0	279
Non Low Moderate	0	0	0	162
Total	0	0	0	3,068
Percent Low/Mod				94.7%

Annual Accomplishments

Years	Accomplishment Narrative	# Benefitting
2014	Replace the roof of two buildings at PEMHS Crisis Stabilization Unit, Building J, a Public Baker Act receiving facility.	



U.S. Department of Housing and Urban Development
Office of Community Planning and Development
Integrated Disbursement and Information System
CDBG Activity Summary Report (GPR) for Program Year 2014
PINELLAS COUNTY

Date: 28-Dec-2015
Time: 17:03
Page: 35

PGM Year: 2014
Project: 0005 - Public Services Program
IDIS Activity: 2499 - Police Athletic League Operations

Status: Completed 9/30/2015 12:00:00 AM
Location: 3755 46th Ave N St Petersburg, FL 33714-3600

Objective: Create suitable living environments
Outcome: Availability/accessibility
Matrix Code: Public Services (General) (05)

National Objective: LMA

Initial Funding Date: 07/08/2015

Description:

Operational support for Police Athletic League.

Financing

	Fund Type	Grant Year	Grant	Funded Amount	Drawn In Program Year	Drawn Thru Program Year
CDBG	EN	Pre-2015		\$25,000.00	\$0.00	\$0.00
		2013	B13UC120005		\$25,000.00	\$25,000.00
Total	Total			\$25,000.00	\$25,000.00	\$25,000.00

Proposed Accomplishments

People (General) : 26,000

Total Population in Service Area: 8,280

Census Tract Percent Low / Mod: 56.16

Annual Accomplishments

Years	Accomplishment Narrative	# Benefitting
2014	Funded operating expenses at PAL to provide recreational programming, youth development and social responsibility, health initiatives and family services.	



U.S. Department of Housing and Urban Development
Office of Community Planning and Development
Integrated Disbursement and Information System
CDBG Activity Summary Report (GPR) for Program Year 2014
PINELLAS COUNTY

Date: 28-Dec-2015
Time: 17:03
Page: 36

PGM Year: 2014
Project: 0001 - Target Area Improvement Program
IDIS Activity: 2500 - Police Athletic League Facility Rehabilitation

Status: Open
Location: 3755 46th Ave N St Petersburg, FL 33714-3600

Objective: Create suitable living environments
Outcome: Sustainability
Matrix Code: Neighborhood Facilities (03E)

National Objective: LMA

Initial Funding Date: 07/08/2015

Description:

Rhabilitation of PALs youth facility

Financing

	Fund Type	Grant Year	Grant	Funded Amount	Drawn In Program Year	Drawn Thru Program Year
CDBG	EN	Pre-2015		\$188,750.00	\$0.00	\$0.00
		2013	B13UC120005		\$74,689.00	\$74,689.00
Total	Total			\$188,750.00	\$74,689.00	\$74,689.00

Proposed Accomplishments

Public Facilities : 1

Total Population in Service Area: 8,280

Census Tract Percent Low / Mod: 56.16

Annual Accomplishments

No data returned for this view. This might be because the applied filter excludes all data.



U.S. Department of Housing and Urban Development
Office of Community Planning and Development
Integrated Disbursement and Information System
CDBG Activity Summary Report (GPR) for Program Year 2014
PINELLAS COUNTY

Date: 28-Dec-2015
Time: 17:03
Page: 37

PGM Year: 2014
Project: 0003 - Public Facilities Program
IDIS Activity: 2501 - LCHC Cops n Kids Facility Rehabilitation - 555

Status: Completed 9/30/2015 12:00:00 AM
Location: 555 E Harrison St Tarpon Springs, FL 34689-4523

Objective: Create suitable living environments
Outcome: Availability/accessibility
Matrix Code: Neighborhood Facilities (03E)

National Objective: LMA

Initial Funding Date: 07/08/2015

Description:

Local Community Housing Corporation Cops N Kids Facility Rehabilitation

Financing

	Fund Type	Grant Year	Grant	Funded Amount	Drawn In Program Year	Drawn Thru Program Year
CDBG	EN	Pre-2015		\$34,200.22	\$0.00	\$0.00
		2013	B13UC120005		\$34,200.22	\$34,200.22
Total	Total			\$34,200.22	\$34,200.22	\$34,200.22

Proposed Accomplishments

Public Facilities : 1
Total Population in Service Area: 3,195
Census Tract Percent Low / Mod: 70.11

Annual Accomplishments

Years	Accomplishment Narrative	# Benefitting
2014	Rehabilitation to youth center property including soundproofing theater and gymnasium and installing an outdoor community engagement pavilion with shade structure.	



U.S. Department of Housing and Urban Development
Office of Community Planning and Development
Integrated Disbursement and Information System
CDBG Activity Summary Report (GPR) for Program Year 2014
PINELLAS COUNTY

Date: 28-Dec-2015
Time: 17:03
Page: 38

PGM Year: 2014
Project: 0003 - Public Facilities Program
IDIS Activity: 2502 - LCHC Cops N Kids Facility Rehabilitation - 560

Status: Completed 9/30/2015 12:00:00 AM
Location: 560 E Harrison St Tarpon Springs, FL 34689-4527

Objective: Create suitable living environments
Outcome: Availability/accessibility
Matrix Code: Neighborhood Facilities (03E)

National Objective: LMA

Initial Funding Date: 07/08/2015

Description:

The Local Community Housing Corporation Cops N Kids facility rehabilitation.

Financing

	Fund Type	Grant Year	Grant	Funded Amount	Drawn In Program Year	Drawn Thru Program Year
CDBG	EN	Pre-2015		\$24,670.02	\$0.00	\$0.00
		2013	B13UC120005		\$24,670.02	\$24,670.02
Total	Total			\$24,670.02	\$24,670.02	\$24,670.02

Proposed Accomplishments

Public Facilities : 1
Total Population in Service Area: 3,195
Census Tract Percent Low / Mod: 70.11

Annual Accomplishments

Years	Accomplishment Narrative	# Benefitting
2014	Rehabilitation to youth center property including land clearing and grading, installing shade structure over outdoor learning space, landscaping, and fencing safety measures.	



U.S. Department of Housing and Urban Development
Office of Community Planning and Development
Integrated Disbursement and Information System
CDBG Activity Summary Report (GPR) for Program Year 2014
PINELLAS COUNTY

Date: 28-Dec-2015
Time: 17:03
Page: 39

PGM Year: 2014
Project: 0003 - Public Facilities Program
IDIS Activity: 2503 - Gulf Coast Jewish Family & Community Services Facility Rehabilitation

Status: Completed 9/30/2015 12:00:00 AM
Location: 14041 Icot Blvd Clearwater, FL 33760-3702
Objective: Create suitable living environments
Outcome: Availability/accessibility
Matrix Code: Public Facilities and Improvement (General) (03)
National Objective: LMC

Initial Funding Date: 07/08/2015

Description:

Gulf Coast Jewish Family Facility Rehabilitation.

Financing

	Fund Type	Grant Year	Grant	Funded Amount	Drawn In Program Year	Drawn Thru Program Year
CDBG	EN	Pre-2015		\$38,701.50	\$0.00	\$0.00
		2013	B13UC120005		\$38,701.50	\$38,701.50
Total	Total			\$38,701.50	\$38,701.50	\$38,701.50

Proposed Accomplishments

People (General) : 8,000

Actual Accomplishments

Number assisted:

	Owner		Renter		Total		Person	
	Total	Hispanic	Total	Hispanic	Total	Hispanic	Total	Hispanic
White:	0	0	0	0	0	0	1,976	123
Black/African American:	0	0	0	0	0	0	838	16
Asian:	0	0	0	0	0	0	40	0
American Indian/Alaskan Native:	0	0	0	0	0	0	10	3
Native Hawaiian/Other Pacific Islander:	0	0	0	0	0	0	0	0
American Indian/Alaskan Native & White:	0	0	0	0	0	0	0	0
Asian White:	0	0	0	0	0	0	0	0
Black/African American & White:	0	0	0	0	0	0	9	0
American Indian/Alaskan Native & Black/African American:	0	0	0	0	0	0	1	0
Other multi-racial:	0	0	0	0	0	0	978	0
Asian/Pacific Islander:	0	0	0	0	0	0	0	0
Hispanic:	0	0	0	0	0	0	0	0
Total:	0	0	0	0	0	0	3,852	142

Female-headed Households:

0 0 0



U.S. Department of Housing and Urban Development
Office of Community Planning and Development
Integrated Disbursement and Information System
CDBG Activity Summary Report (GPR) for Program Year 2014
PINELLAS COUNTY

Date: 28-Dec-2015

Time: 17:03

Page: 40

Income Category:

	Owner	Renter	Total	Person
Extremely Low	0	0	0	1,785
Low Mod	0	0	0	764
Moderate	0	0	0	1,143
Non Low Moderate	0	0	0	160
Total	0	0	0	3,852
Percent Low/Mod				95.8%

Annual Accomplishments

Years	Accomplishment Narrative	# Benefitting
2014	Hurricane mitigation improvements to facility including installing hurricane shutters and protective film to doors and windows.	



U.S. Department of Housing and Urban Development
Office of Community Planning and Development
Integrated Disbursement and Information System
CDBG Activity Summary Report (GPR) for Program Year 2014
PINELLAS COUNTY

Date: 28-Dec-2015
Time: 17:03
Page: 41

PGM Year: 2014
Project: 0005 - Public Services Program
IDIS Activity: 2504 - LCHC HomeShare Program Operations

Status: Completed 9/30/2015 12:00:00 AM
Location: Scattered Sites Clearwater, FL 33756

Objective: Create suitable living environments
Outcome: Availability/accessibility
Matrix Code: Public Services (General) (05)

National Objective: LMC

Initial Funding Date: 07/09/2015

Description:

Local Community Housing Corporation HOME Share Program Operations

Financing

	Fund Type	Grant Year	Grant	Funded Amount	Drawn In Program Year	Drawn Thru Program Year
CDBG	EN	Pre-2015		\$13,584.00	\$0.00	\$0.00
		2013	B13UC120005		\$13,584.00	\$13,584.00
Total	Total			\$13,584.00	\$13,584.00	\$13,584.00

Proposed Accomplishments

People (General) : 70

Actual Accomplishments

Number assisted:

	Owner		Renter		Total		Person	
	Total	Hispanic	Total	Hispanic	Total	Hispanic	Total	Hispanic
White:	0	0	0	0	0	0	507	21
Black/African American:	0	0	0	0	0	0	45	0
Asian:	0	0	0	0	0	0	7	0
American Indian/Alaskan Native:	0	0	0	0	0	0	0	0
Native Hawaiian/Other Pacific Islander:	0	0	0	0	0	0	0	0
American Indian/Alaskan Native & White:	0	0	0	0	0	0	1	0
Asian White:	0	0	0	0	0	0	0	0
Black/African American & White:	0	0	0	0	0	0	0	0
American Indian/Alaskan Native & Black/African American:	0	0	0	0	0	0	0	0
Other multi-racial:	0	0	0	0	0	0	59	0
Asian/Pacific Islander:	0	0	0	0	0	0	0	0
Hispanic:	0	0	0	0	0	0	0	0
Total:	0	0	0	0	0	0	619	21

Female-headed Households:

0 0 0



U.S. Department of Housing and Urban Development
Office of Community Planning and Development
Integrated Disbursement and Information System
CDBG Activity Summary Report (GPR) for Program Year 2014
PINELLAS COUNTY

Date: 28-Dec-2015

Time: 17:03

Page: 42

Income Category:

	Owner	Renter	Total	Person
Extremely Low	0	0	0	514
Low Mod	0	0	0	25
Moderate	0	0	0	37
Non Low Moderate	0	0	0	43
Total	0	0	0	619
Percent Low/Mod				93.1%

Annual Accomplishments

Years	Accomplishment Narrative	# Benefitting
2014	Fund operating expenses and essential service salaries for the Home Share Program matching affordable housing opportunities to home providers and home seekers.	



U.S. Department of Housing and Urban Development
Office of Community Planning and Development
Integrated Disbursement and Information System
CDBG Activity Summary Report (GPR) for Program Year 2014
PINELLAS COUNTY

Date: 28-Dec-2015
Time: 17:03
Page: 43

PGM Year: 2014
Project: 0001 - Target Area Improvement Program
IDIS Activity: 2506 - Greater Ridgecrest Cleanup (14/15)

Status: Completed 9/30/2015 12:00:00 AM
Location: Greater Ridgecrest NSRA Largo, FL 33778

Objective: Create suitable living environments
Outcome: Sustainability
Matrix Code: Neighborhood Cleanups (05V)

National Objective: LMA

Initial Funding Date: 08/17/2015

Description:

Greater Ridgecrest Neighborhood Revitalization Area Cleanup

Financing

	Fund Type	Grant Year	Grant	Funded Amount	Drawn In Program Year	Drawn Thru Program Year
CDBG	EN	Pre-2015		\$14,479.77	\$0.00	\$0.00
		2013	B13UC120005		\$14,479.77	\$14,479.77
Total	Total			\$14,479.77	\$14,479.77	\$14,479.77

Proposed Accomplishments

People (General) : 3,155

Total Population in Service Area: 4,935

Census Tract Percent Low / Mod: 55.72

Annual Accomplishments

Years	Accomplishment Narrative	# Benefitting
2014	Cleanup Greater Ridgecrest NRA 6/6/15-Collected 48.60 tons trash and 40.26lbs of HAZ To Go Material	



U.S. Department of Housing and Urban Development
Office of Community Planning and Development
Integrated Disbursement and Information System
CDBG Activity Summary Report (GPR) for Program Year 2014
PINELLAS COUNTY

Date: 28-Dec-2015
Time: 17:03
Page: 44

PGM Year: 2013
Project: 0006 - Housing Preservation Program
IDIS Activity: 2514 - HEP Family Shelter Rehab - Units 1 & 2

Status: Open
Location: 1277 Otis C. Green Drive Cleatwater, FL 33755

Objective: Create suitable living environments
Outcome: Availability/accessibility
Matrix Code: Homeless Facilities (not operating costs) (03C)

National Objective: LMC

Initial Funding Date: 09/23/2015

Description:
Rehabilitation of Homeless Emergency Project family shelter.

Financing

	Fund Type	Grant Year	Grant	Funded Amount	Drawn In Program Year	Drawn Thru Program Year
CDBG	EN	Pre-2015		\$40,000.00	\$0.00	\$0.00
Total	Total			\$40,000.00	\$0.00	\$0.00

Proposed Accomplishments

Public Facilities : 1

Actual Accomplishments

Number assisted:

	Owner		Renter		Total		Person	
	Total	Hispanic	Total	Hispanic	Total	Hispanic	Total	Hispanic
White:	0	0	0	0	0	0		0
Black/African American:	0	0	0	0	0	0	0	0
Asian:	0	0	0	0	0	0	0	0
American Indian/Alaskan Native:	0	0	0	0	0	0	0	0
Native Hawaiian/Other Pacific Islander:	0	0	0	0	0	0	0	0
American Indian/Alaskan Native & White:	0	0	0	0	0	0	0	0
Asian White:	0	0	0	0	0	0	0	0
Black/African American & White:	0	0	0	0	0	0	0	0
American Indian/Alaskan Native & Black/African American:	0	0	0	0	0	0	0	0
Other multi-racial:	0	0	0	0	0	0	0	0
Asian/Pacific Islander:	0	0	0	0	0	0	0	0
Hispanic:	0	0	0	0	0	0	0	0
Total:	0	0	0	0	0	0	0	0
Female-headed Households:	0		0		0			



U.S. Department of Housing and Urban Development
Office of Community Planning and Development
Integrated Disbursement and Information System
CDBG Activity Summary Report (GPR) for Program Year 2014
PINELLAS COUNTY

Date: 28-Dec-2015

Time: 17:03

Page: 45

Income Category:

	Owner	Renter	Total	Person
Extremely Low	0	0	0	0
Low Mod	0	0	0	0
Moderate	0	0	0	0
Non Low Moderate	0	0	0	0
Total	0	0	0	0
Percent Low/Mod				

Annual Accomplishments

No data returned for this view. This might be because the applied filter excludes all data.



U.S. Department of Housing and Urban Development
Office of Community Planning and Development
Integrated Disbursement and Information System
CDBG Activity Summary Report (GPR) for Program Year 2014
PINELLAS COUNTY

Date: 28-Dec-2015
Time: 17:03
Page: 46

PGM Year: 2014
Project: 0001 - Target Area Improvement Program
IDIS Activity: 2516 - Central Lealman Joe's Creek Park 14-15-Design

Status: Open
Location: Joe's Creek Park St. Petersburg, FL 33714

Objective: Create suitable living environments
Outcome: Sustainability
Matrix Code: Parks, Recreational Facilities (03F)

National Objective: LMA

Initial Funding Date: 11/04/2015

Description:

Funding for potential recreation field in Central Lealman.

Financing

	Fund Type	Grant Year	Grant	Funded Amount	Drawn In Program Year	Drawn Thru Program Year
CDBG	EN	Pre-2015		\$150,000.00	\$0.00	\$0.00
		2013	B13UC120005		\$899.98	\$899.98
Total	Total			\$150,000.00	\$899.98	\$899.98

Proposed Accomplishments

Public Facilities : 1
Total Population in Service Area: 8,280
Census Tract Percent Low / Mod: 56.16

Annual Accomplishments

No data returned for this view. This might be because the applied filter excludes all data.



U.S. Department of Housing and Urban Development
Office of Community Planning and Development
Integrated Disbursement and Information System
CDBG Activity Summary Report (GPR) for Program Year 2014
PINELLAS COUNTY

Date: 28-Dec-2015
Time: 17:03
Page: 47

Total Funded Amount:	\$23,145,006.94
Total Drawn Thru Program Year:	\$22,415,410.21
Total Drawn In Program Year:	\$2,721,856.08

U.S. DEPARTMENT OF HOUSING
AND URBAN DEVELOPMENT
OFFICE OF COMMUNITY
PLANNING AND DEVELOPMENT
PR06 - Summary of Consolidated
Plan Projects for Report Year

DATE: 12/28/2015
TIME: 5:04:45 PM
PAGE: 1/1

IDIS

Plan IDIS Year Project	Project Title and Description		Program	Project Estimate	Committed Amount	Amount Drawn Thru Report Year	Amount Available to Draw	Amount Drawn in Report Year
2014 1	Target Area Improvement Program	Concentrated investments will be provided in designated areas of special interest that will impact neighborhood stabilization and revitalization in order to achieve local objectives and desired outcomes.	CDBG	\$1,337,535.00	\$967,227.78	\$704,066.76	\$263,161.02	\$704,066.76
2	Target Area Improvement Program	Concentrated investments will be provided in designated areas of special interest that will impact neighborhood stabilization and revitalization in order to achieve local objectives and desired outcomes.	CDBG	\$1,337,535.00	\$0.00	\$0.00	\$0.00	\$0.00
3	Public Facilities Program	Funding of new or existing facilities that provide services to meet the needs of low- and moderate-income or special needs populations. Some activities may be phased over multiple fiscal years and will be considered continuation projects.	CDBG	\$403,891.00	\$650,518.22	\$623,018.22	\$27,500.00	\$623,018.22
4	Public Infrastructure Program	Funding for projects that address the prevention and elimination of slum and blight within officially designated areas of interest or areas within the County where land may be cleared for future development.	CDBG	\$27,500.00	\$20,803.96	\$20,803.96	\$0.00	\$20,803.96
5	Public Services Program	Funds will be provided, with a maximum 15% limitation, to provide salaries and operational services to entities that provide services to meet the needs of low- and moderate income families.	CDBG	\$152,000.00	\$343,584.00	\$343,584.00	\$0.00	\$343,584.00
6	Homeless and Homelessness Prevention Services Program	Program facilitates providing essential services to shelter residents; rapidly re-housing homeless individuals and families and preventing families and individuals from becoming homeless by funding eligible activities within the following Emergency Solutions Grant Program components: Emergency Shelter; Homelessness Prevention; Rapid Re-Housing and Data Collection. Includes general planning and administration for ESG.	HESG	\$204,549.00	\$204,549.00	\$0.00	\$204,549.00	\$0.00
7	Housing Preservation Program	Program facilitates the preservation of affordable homeowner and rental units through rehabilitation and/or acquisition. Applications are provided on a first come, first serve basis and funding selections are based on eligibility of households served and financial feasibility. Private funds available through local lending institutions may be leveraged by Federal funds. If insufficient applications are received during FY14-15, committed funds may be reprogrammed to other projects without amending this Action Plan.	CDBG HOME	\$85,000.00 \$844,732.00	\$0.00 \$709,116.83	\$0.00 \$0.00	\$0.00 \$709,116.83	\$0.00 \$0.00
8	Housing Production Program	Program facilitates the construction of single-family and multifamily affordable housing units. Applications are provided on a first come, first serve basis and funding selections are based on eligibility of households served and financial feasibility. Private funds available through local lending institutions may be leveraged by Federal funds. Includes CHDO set-aside funding requirements. If insufficient applications are received during FY14-15, committed funds may be reprogrammed to other projects without amending this Action Plan.	HOME	\$560,946.00	\$500,000.00	\$0.00	\$500,000.00	\$0.00
9	Homeownership Promotion Program	Program facilitates education of prospective and existing homeowners through counseling services and provides financial assistance to home buyers in the form of down payment and closing costs. If insufficient applications are received during FY14-15, committed funds may be reprogrammed to other projects without amending this Action Plan.	HOME	\$100,000.00	\$110,075.00	\$24,250.00	\$85,825.00	\$24,250.00
10	Administration	General planning and administration costs for CDBG, HOME, HTF and SHIP programs.	CDBG HOME	\$501,482.00 \$167,297.00	\$605,085.22 \$169,998.38	\$605,085.22 \$131,570.97	\$0.00 \$38,427.41	\$605,085.22 \$131,570.97

U.S. DEPARTMENT OF HOUSING
AND URBAN DEVELOPMENT
OFFICE OF COMMUNITY
PLANNING AND DEVELOPMENT
PR07 - Drawdown Report by
Voucher Number - Vouchers
Submitted to Loccs

DATE: 12/28/2015
TIME: 5:06:24 PM
PAGE: 1/2

IDIS

Voucher Number	Line Item	IDIS Project ID	IDIS Act ID	Voucher Created	Voucher Status	Status Date	LOCCS Send Date	Grant Number	Grant Year	Fund Type	Recipient TIN	Payee TIN	Program	FY	Drawn Amount
5747651	1	9	2457	10/31/2014	Completed	11/05/2014	10/31/2014	812UC120005	2012	EN	596000000	596000000	CDBG	Y	\$182,265.03
	2	9	2457	10/31/2014	Completed	11/05/2014	10/31/2014	812UC120005	2013	PI	596000000	596000000	CDBG	Y	\$34,256.16
	3	1	2458	10/31/2014	Completed	11/05/2014	10/31/2014	812UC120005	2012	EN	596000000	596000000	CDBG	Y	\$35,031.07
	4	1	2458	10/31/2014	Completed	11/05/2014	10/31/2014	812UC120005	2013	PI	596000000	596000000	CDBG	Y	\$126,546.65
5747666	1	3	2359	10/31/2014	Completed	11/05/2014	10/31/2014	812UC120005	2012	EN	596000000	596000000	CDBG	Y	\$5,488.50
	2	1	2397	10/31/2014	Completed	11/05/2014	10/31/2014	812UC120005	2012	EN	596000000	596000000	CDBG	Y	\$1,836.25
	3	1	2450	10/31/2014	Completed	11/05/2014	10/31/2014	812UC120005	2012	EN	596000000	596000000	CDBG	Y	\$15,868.07
	4	4	2451	10/31/2014	Completed	11/05/2014	10/31/2014	812UC120005	2012	EN	596000000	596000000	CDBG	Y	\$118,600.11
	5	4	2452	10/31/2014	Completed	11/05/2014	10/31/2014	812UC120005	2012	EN	596000000	596000000	CDBG	Y	\$20,651.70
	6	1	2453	10/31/2014	Completed	11/05/2014	10/31/2014	812UC120005	2012	EN	596000000	596000000	CDBG	Y	\$35,756.90
	7	3	2454	10/31/2014	Completed	11/05/2014	10/31/2014	812UC120005	2012	EN	596000000	596000000	CDBG	Y	\$10,885.45
	8	2	2455	10/31/2014	Completed	11/05/2014	10/31/2014	812UC120005	2012	EN	596000000	596000000	CDBG	Y	\$16,862.04
	9	1	2456	10/31/2014	Completed	11/05/2014	10/31/2014	812UC120005	2012	EN	596000000	596000000	CDBG	Y	\$25,200.41
	10	2	2459	10/31/2014	Completed	11/05/2014	10/31/2014	812UC120005	2012	EN	596000000	596000000	CDBG	Y	\$14,265.74
5747809	11	1	2466	10/31/2014	Completed	11/05/2014	10/31/2014	812UC120005	2012	EN	596000000	596000000	CDBG	Y	\$10,427.25
	12	3	2467	10/31/2014	Completed	11/05/2014	10/31/2014	812UC120005	2012	EN	596000000	596000000	CDBG	Y	\$84,626.62
	1	9	2467	10/31/2014	Completed	10/31/2014	10/31/2014	812UC120005	2012	EN	596000000	596000000	CDBG	Y	\$24,941.57
	2	9	2467	10/31/2014	Completed	10/31/2014	10/31/2014	812UC120005	2013	PI	596000000	596000000	CDBG	Y	\$817.89
5761122	3	2467	10/31/2014	Completed	10/31/2014	10/31/2014	812UC120005	2012	EN	596000000	596000000	CDBG	Y	\$97,750.32	
	4	3	2467	10/31/2014	Completed	10/31/2014	10/31/2014	812UC120005	2013	PI	596000000	596000000	CDBG	Y	\$3,271.56
	1	3	2359	12/12/2014	Completed	12/17/2014	12/16/2014	812UC120005	2012	EN	596000000	596000000	CDBG	Y	\$146.00
	2	3	2397	12/12/2014	Completed	12/17/2014	12/16/2014	812UC120005	2012	EN	596000000	596000000	CDBG	Y	\$899.90
	3	1	2427	12/12/2014	Completed	12/17/2014	12/16/2014	812UC120005	2012	EN	596000000	596000000	CDBG	Y	\$9,383.75
	4	1	2450	12/12/2014	Completed	12/17/2014	12/16/2014	812UC120005	2012	EN	596000000	596000000	CDBG	Y	\$3,444.03
	5	4	2452	12/12/2014	Completed	12/17/2014	12/16/2014	812UC120005	2012	EN	596000000	596000000	CDBG	Y	\$12,114.54
	6	1	2453	12/12/2014	Completed	12/17/2014	12/16/2014	812UC120005	2012	EN	596000000	596000000	CDBG	Y	\$3,077.32
	7	3	2454	12/12/2014	Completed	12/17/2014	12/16/2014	812UC120005	2012	EN	596000000	596000000	CDBG	Y	\$1,129.00
	8	2	2455	12/12/2014	Completed	12/17/2014	12/16/2014	812UC120005	2012	EN	596000000	596000000	CDBG	Y	\$2,872.57
5762166	9	1	2456	12/12/2014	Completed	12/17/2014	12/16/2014	812UC120005	2012	EN	596000000	596000000	CDBG	Y	\$5,615.28
	10	1	2458	12/12/2014	Completed	12/17/2014	12/16/2014	812UC120005	2012	EN	596000000	596000000	CDBG	Y	\$56,933.63
	11	1	2466	12/12/2014	Completed	12/17/2014	12/16/2014	812UC120005	2012	EN	596000000	596000000	CDBG	Y	\$1,088.10
	1	2446	12/16/2014	Completed	12/17/2014	12/16/2014	812UC120018	2012	EN	596000000	596000000	HESG		\$3,875.00	
	2	5	2447	12/16/2014	Completed	12/17/2014	12/16/2014	812UC120018	2012	EN	596000000	596000000	HESG		\$27,127.70
	3	2448	12/16/2014	Completed	12/17/2014	12/16/2014	812UC120018	2012	EN	596000000	596000000	HESG		\$491.56	
	5	5	2447	2/24/2015	Completed	02/25/2015	2/24/2015	812UC120018	2012	EN	596000000	596000000	HESG		\$213.34
	2	5	2489	2/24/2015	Completed	02/25/2015	2/24/2015	813UC120018	2013	EN	596000000	596000000	HESG		\$44,798.42
	3	5	2470	2/24/2015	Completed	02/25/2015	2/24/2015	813UC120018	2013	EN	596000000	596000000	HESG		\$15,645.61
	4	5	2471	2/24/2015	Completed	02/25/2015	2/24/2015	813UC120018	2013	AD	596000000	596000000	HESG		\$6,222.05
5783691	1	1990	2/24/2015	Completed	02/24/2015	2/24/2015	M13DC120217	2013	EN	596000000	596000000	HOME		\$1,021.75	
	2	2106	2/24/2015	Completed	02/24/2015	2/24/2015	M13DC120217	2013	PI	596000000	596000000	HOME		\$182.88	
	3	232	2/24/2015	Completed	02/24/2015	2/24/2015	M13DC120217	2013	PI	596000000	596000000	HOME		\$1,794.38	
	4	2388	2/24/2015	Completed	02/24/2015	2/24/2015	M13DC120217	2013	PI	596000000	596000000	HOME		\$841.97	
	5	9	2452	2/24/2015	Completed	02/24/2015	2/24/2015	M13DC120217	2013	PA	596000000	596000000	HOME		\$54,374.50
	6	2453	2/24/2015	Completed	02/24/2015	2/24/2015	M13DC120217	2013	PI	596000000	596000000	HOME		\$15,066.13	
	7	7	2454	2/24/2015	Completed	02/24/2015	2/24/2015	M13DC120217	2013	PI	596000000	596000000	HOME		\$5,940.82
	8	6	2455	2/24/2015	Completed	02/24/2015	2/24/2015	M13DC120217	2013	PI	596000000	596000000	HOME		\$303,040.64
	1	2389	3/17/2015	Completed	03/17/2015	3/17/2015	814UC120005	2014	EN	596000000	596000000	CDBG		\$1,934.50	
	2	6	2443	3/17/2015	Completed	03/17/2015	3/17/2015	814UC120005	2014	PI	596000000	596000000	CDBG		\$2,153.15
5790561	3	2458	3/17/2015	Completed	03/17/2015	3/17/2015	814UC120005	2014	EN	596000000	596000000	CDBG		\$273.00	
	4	10	2477	3/17/2015	Completed	03/17/2015	3/17/2015	812UC120005	2012	EN	596000000	596000000	CDBG		\$111,112.82
	5	10	2477	3/17/2015	Completed	03/17/2015	3/17/2015	812UC120005	2013	EN	596000000	596000000	CDBG		\$7,243.71
	6	2477	3/17/2015	Completed	03/17/2015	3/17/2015	814UC120005	2014	EN	596000000	596000000	CDBG		\$197,991.64	
	7	1	2480	3/17/2015	Completed	03/17/2015	3/17/2015	814UC120005	2014	PI	596000000	596000000	CDBG		\$25,607.29
	8	2481	3/17/2015	Completed	03/17/2015	3/17/2015	814UC120005	2014	PI	596000000	596000000	CDBG		\$136,942.40	
	9	3	2482	3/17/2015	Completed	03/17/2015	3/17/2015	814UC120005	2014	PI	596000000	596000000	CDBG		\$8,136.99
	10	1	2483	3/17/2015	Completed	03/17/2015	3/17/2015	814UC120005	2014	PI	596000000	596000000	CDBG		\$5,942.86
	11	2484	3/17/2015	Completed	03/17/2015	3/17/2015	814UC120005	2014	PI	596000000	596000000	CDBG		\$6,486.20	
	12	6	2485	3/17/2015	Completed	03/17/2015	3/17/2015	814UC120005	2014	PI	596000000	596000000	CDBG		\$1,623.49
5790580	13	3	2486	3/17/2015	Completed	03/17/2015	3/17/2015	814UC120005	2014	PI	596000000	596000000	CDBG		\$27,560.00
	14	5	2487	3/17/2015	Completed	03/17/2015	3/17/2015	814UC120005	2014	PI	596000000	596000000	CDBG		\$90,714.84
	15	3	2488	3/17/2015	Completed	03/17/2015	3/17/2015	814UC120005	2014	PI	596000000	596000000	CDBG		\$67,714.00
	16	3	2489	3/17/2015	Completed	03/17/2015	3/17/2015	813UC120005	2013	EN	596000000	596000000	CDBG		\$1,155.03
	17	3	2489	3/17/2015	Completed	03/17/2015	3/17/2015	814UC120005	2014	PI	596000000	596000000	CDBG		\$63,687.91
	18	5	2490	3/17/2015	Completed	03/17/2015	3/17/2015	814UC120005	2014	PI	596000000	596000000	CDBG		\$5,968.54
	1	5	2447	3/17/2015	Completed	03/18/2015	3/17/2015	E12UC120018	2012	EN	596000000	596000000	HESG		\$100.00
	2	5	2468	3/17/2015	Completed	03/18/2015	3/17/2015	E13UC120018	2013	EN	596000000	596000000	HESG		\$104.37
	3	2489	3/17/2015	Completed	03/18/2015	3/17/2015	E13UC120018	2013	EN	596000000	596000000	HESG		\$1,223.90	
	4	5	2470	3/17/2015	Completed	03/18/2015	3/17/2015	E13UC120018	2013	EN	596000000	596000000	HESG		\$6,904.55
5801376	5	5	2471	3/17/2015	Completed	03/18/2015	3/17/2015	E13UC120018	2013	AD	596000000	596000000	HESG		\$1,543.96
	1	6	2443	4/20/2015	Completed	04/22/2015	4/21/2015	813UC120005	2013	EN	596000000	596000000	CDBG		\$162.02
	2	10	2477	4/20/2015	Completed	04/22/2015	4/21/2015	812UC120005	2013	EN	596000000	596000000	CDBG		\$20,137.83
	3	2477	4/20/2015	Completed	04/22/2015	4/21/2015	814UC120005	2014	PI	596000000	596000000	CDBG		\$1,527.74	
	4	1	2480	4/20/2015	Completed	04/22/2015	4/21/2015	813UC120005	2013	EN	596000000	596000000	CDBG		\$20,147.82
5801376	5	1	2481	4/20/2015	Completed	04/22/2015	4/21/2015	813UC120005	2013	EN	596000000	596000000</			

U.S. DEPARTMENT OF HOUSING
AND URBAN DEVELOPMENT
OFFICE OF COMMUNITY
PLANNING AND DEVELOPMENT
PR07 - Drawdown Report by
Voucher Number - Vouchers
Submitted to Loccs

DATE: 12/28/2015
TIME: 5:06:24 PM
PAGE: 2/2

IDIS

Voucher Number	Line Item	IDIS Project ID	IDIS Act ID	Voucher Created	Voucher Status	Status Date	LOCES Send Date	Grant Number	Grant Year	Fund Type	Recipient TIN	Payee TIN	Program	PY	Drawn Amount	
5834184	4	10	2478	7/30/2015	Completed	07/30/2015	7/30/2015	M14DC120217	2014	PA	596000800	596000800	HOME		\$7,875.10	
	5	2479	7/30/2015	Completed	07/30/2015	7/30/2015	M10DC120217	2010	PI	596000800	596000800	HOME			\$1,585.98	
	6	8	2479	7/30/2015	Completed	07/30/2015	7/30/2015	M14DC120217	2014	PI	596000800	596000800	HOME			\$4,414.02
5836131	1	26	8/4/2015	Completed	08/07/2015	8/5/2015	M10DC120217	2010	EN	596000800	596000800	HOME			\$1,523.71	
	2	7	2464	8/4/2015	Completed	08/07/2015	8/5/2015	M10DC120217	2010	EN	596000800	596000800	HOME			\$85,842.15
	7	7	2491	8/4/2015	Completed	08/07/2015	8/5/2015	M10DC120217	2010	EN	596000800	596000800	HOME			\$45,676.83
	8	7	2491	8/4/2015	Completed	08/07/2015	8/5/2015	M11DC120217	2011	EN	596000800	596000800	HOME			\$90,834.25
	9	9	2505	8/4/2015	Completed	08/07/2015	8/5/2015	M11DC120217	2011	EN	596000800	596000800	HOME			\$24,250.00
5836172	1	8	2436	8/4/2015	Completed	08/07/2015	8/5/2015	M11DC120217	2011	EN	596000800	596000800	HOME			\$62,877.00
5836173	1	8	2436	8/4/2015	Completed	08/07/2015	8/5/2015	M11DC120217	2011	EN	596000800	596000800	HOME			\$887.15
	2	8	2436	8/4/2015	Completed	08/07/2015	8/5/2015	M11DC120217	2011	CR	596000800	596000800	HOME			\$47,499.28
	3	8	2436	8/4/2015	Completed	08/07/2015	8/5/2015	M10DC120217	2010	CR	596000800	596000800	HOME			\$604,482.04
5836404	2	9	2462	8/4/2015	Completed	08/07/2015	8/5/2015	M14DC120217	2014	CR	596000800	596000800	HOME			\$158,959.10
	1	9	2462	8/4/2015	Completed	08/07/2015	8/5/2015	M10DC120217	2010	CR	596000800	596000800	HOME			\$99,079.14
5836406	1	7	2491	8/4/2015	Completed	08/07/2015	8/5/2015	M11DC120217	2011	EN	596000800	596000800	HOME			\$1,763.77
	2	10	2478	8/4/2015	Completed	08/07/2015	8/5/2015	M11DC120217	2011	EN	596000800	596000800	HOME			\$2,404.34
	3	10	2478	8/4/2015	Completed	08/07/2015	8/5/2015	M14DC120217	2014	AD	596000800	596000800	HOME			\$23,328.26
	4	10	2478	8/4/2015	Completed	08/07/2015	8/5/2015	M14DC120217	2014	PA	596000800	596000800	HOME			\$38,146.21
5836408	1	10	2478	8/4/2015	Completed	08/07/2015	8/5/2015	M14DC120217	2014	AD	596000800	596000800	HOME			\$55,521.40
5836575	1	7	2472	8/5/2015	Completed	08/07/2015	8/5/2015	M10DC120217	2010	EN	596000800	596000800	HOME			\$27,954.30
5836621	1	7	2472	8/5/2015	Completed	08/05/2015	8/5/2015	M14DC120217	2014	PI	596000800	596000800	HOME			\$436,277.76
5836243	1	3	2359	8/17/2015	Completed	08/19/2015	8/17/2015	813UC120005	2013	EN	596000800	596000800	COBO			\$2,222.00
	2	10	2477	8/17/2015	Completed	08/19/2015	8/17/2015	813UC120005	2013	EN	596000800	596000800	COBO			\$27,229.82
	3	10	2477	8/17/2015	Completed	08/19/2015	8/17/2015	814UC120005	2014	PI	596000800	596000800	COBO			\$6,771.92
	4	1	2480	8/17/2015	Completed	08/19/2015	8/17/2015	813UC120005	2013	EN	596000800	596000800	COBO			\$4,426.53
	5	1	2481	8/17/2015	Completed	08/19/2015	8/17/2015	813UC120005	2013	EN	596000800	596000800	COBO			\$3,861.75
	6	3	2482	8/17/2015	Completed	08/19/2015	8/17/2015	813UC120005	2013	EN	596000800	596000800	COBO			\$4,715.41
	7	1	2483	8/17/2015	Completed	08/19/2015	8/17/2015	813UC120005	2013	EN	596000800	596000800	COBO			\$376.62
	8	4	2484	8/17/2015	Completed	08/19/2015	8/17/2015	813UC120005	2013	EN	596000800	596000800	COBO			\$1,504.36
	9	6	2485	8/17/2015	Completed	08/19/2015	8/17/2015	813UC120005	2013	EN	596000800	596000800	COBO			\$674.69
	10	3	2488	8/17/2015	Completed	08/19/2015	8/17/2015	813UC120005	2013	EN	596000800	596000800	COBO			\$2,500.00
	11	3	2489	8/17/2015	Completed	08/19/2015	8/17/2015	813UC120005	2013	EN	596000800	596000800	COBO			\$67,113.94
	12	3	2489	8/17/2015	Completed	08/19/2015	8/17/2015	814UC120005	2014	PI	596000800	596000800	COBO			\$27,087.68
	13	5	2490	8/17/2015	Completed	08/19/2015	8/17/2015	813UC120005	2013	EN	596000800	596000800	COBO			\$1,791.64
	14	3	2495	8/17/2015	Completed	08/19/2015	8/17/2015	813UC120005	2013	EN	596000800	596000800	COBO			\$7,623.62
	15	1	2496	8/17/2015	Completed	08/19/2015	8/17/2015	813UC120005	2013	EN	596000800	596000800	COBO			\$66,790.00
	16	3	2498	8/17/2015	Completed	08/19/2015	8/17/2015	813UC120005	2013	EN	596000800	596000800	COBO			\$52,000.00
	17	3	2503	8/17/2015	Completed	08/19/2015	8/17/2015	813UC120005	2013	EN	596000800	596000800	COBO			\$29,701.50
	18	5	2504	8/17/2015	Completed	08/19/2015	8/17/2015	813UC120005	2013	EN	596000800	596000800	COBO			\$8,766.40
	19	1	2506	8/17/2015	Completed	08/19/2015	8/17/2015	813UC120005	2013	EN	596000800	596000800	COBO			\$1,234.99
5851432	1	10	2477	9/24/2015	Completed	09/28/2015	9/28/2015	813UC120005	2013	EN	596000800	596000800	COBO			\$65,965.52
	2	10	2477	9/24/2015	Completed	09/28/2015	9/28/2015	814UC120005	2014	PI	596000800	596000800	COBO			\$8,419.26
	3	5	2487	9/24/2015	Completed	09/28/2015	9/28/2015	813UC120005	2013	EN	596000800	596000800	COBO			\$32,615.78
	4	5	2487	9/24/2015	Completed	09/28/2015	9/28/2015	814UC120005	2014	PI	596000800	596000800	COBO			\$23,637.06
5851437	1	1	2480	9/24/2015	Completed	09/29/2015	9/28/2015	813UC120005	2013	EN	596000800	596000800	COBO			\$20,449.99
	2	1	2481	9/24/2015	Completed	09/29/2015	9/28/2015	813UC120005	2013	EN	596000800	596000800	COBO			\$11,428.79
	3	3	2482	9/24/2015	Completed	09/29/2015	9/28/2015	813UC120005	2013	EN	596000800	596000800	COBO			\$8,002.71
	4	1	2483	9/24/2015	Completed	09/29/2015	9/28/2015	813UC120005	2013	EN	596000800	596000800	COBO			\$3,848.54
	5	4	2484	9/24/2015	Completed	09/29/2015	9/28/2015	813UC120005	2013	EN	596000800	596000800	COBO			\$1,768.65
	6	6	2485	9/24/2015	Completed	09/29/2015	9/28/2015	813UC120005	2013	EN	596000800	596000800	COBO			\$83.85
	7	5	2490	9/24/2015	Completed	09/29/2015	9/28/2015	813UC120005	2013	EN	596000800	596000800	COBO			\$6,795.22
	8	3	2495	9/24/2015	Completed	09/29/2015	9/28/2015	813UC120005	2013	EN	596000800	596000800	COBO			\$23,518.58
	9	1	2496	9/24/2015	Completed	09/29/2015	9/28/2015	813UC120005	2013	EN	596000800	596000800	COBO			\$53,300.00
	10	5	2499	9/24/2015	Completed	09/29/2015	9/28/2015	813UC120005	2013	EN	596000800	596000800	COBO			\$12,521.02
	11	3	2501	9/24/2015	Completed	09/29/2015	9/28/2015	813UC120005	2013	EN	596000800	596000800	COBO			\$6,718.75
	12	1	2506	9/24/2015	Completed	09/29/2015	9/28/2015	813UC120005	2013	EN	596000800	596000800	COBO			\$13,244.79
5852240	1	5	2446	9/28/2015	Completed	09/29/2015	9/28/2015	813UC120018	2012	EN	596000800	596000800	HE-SG			\$66.83
	2	5	2468	9/28/2015	Completed	09/29/2015	9/28/2015	813UC120018	2013	EN	596000800	596000800	HE-SG			\$2,910.19
	3	5	2469	9/28/2015	Completed	09/29/2015	9/28/2015	813UC120018	2013	EN	596000800	596000800	HE-SG			\$5,480.11
	4	5	2470	9/28/2015	Completed	09/29/2015	9/28/2015	813UC120018	2013	EN	596000800	596000800	HE-SG			\$3,892.40
TOTAL DRAWS:																
															COBO	
															\$3,638,286.24	
															HE-SG	
															\$1,938,028.05	
															HOME	
															\$3,177,326.77	
															\$6,574,615.06	

U.S. DATE: 12/28/2015
DEPARTMENT OF TIME: 5:10:39 PM
HOUSING AND PAGE: 1/18
URBAN
DEVELOPMENT
OFFICE OF
COMMUNITY
PLANNING AND
DEVELOPMENT
PR08 - Grantee
Summary Activity
Report

IDIS

Grantee Activity Number	IDIS Activity ID	Pgm Yr	Activity Name	Act Stat	Matrix Code	Initial Funding Date	Funded Amount	Drawn Amount	Last Draw Date
1	1994-1	HOME	COMMITTED FUNDS ADJUSTMENT	Open		01/01/01	\$0.00	\$0.00	09/25/2013
2	1994-2	CSBG	COMMITTED FUNDS ADJUSTMENT	Open	20	01/01/01	\$19,249.91	\$19,249.91	04/04/1997
335	1995-27	DANSVILLE	CLEARING & CLEAN UP	Completed	04	07/29/97	\$8,218.04	\$8,218.04	08/28/1997
2037	2005-26	RHD - HOLLEY	SAFE WALKIN - #	Completed		05/11/07	\$2,135,800.00	\$2,135,800.00	05/13/2007
2198	2009-1	CSBG-R	Administration	Completed	21A		\$0.00	\$0.00	
2194	2009-2	HRFP	Program	Completed			\$0.00	\$0.00	
2195	2009-2	HRFP	Administration	Completed			\$0.00	\$0.00	
2311	2009-20	LRRF - Singmon	- #7421	Completed		02/07/11	\$33,653.49	\$33,653.49	03/19/2011
2223	2009-24	ESG	Administration	Completed		02/11/10	\$6,433.00	\$6,433.00	09/30/2010
2249	2009-26	DAL-Cuatah	-#7270	Completed		02/12/10	\$10,181.98	\$10,181.98	06/22/2010
2254	2009-26	DAL - Phoenix	- #7255	Completed		02/12/10	\$1,461.56	\$1,461.56	06/22/2010
2293	2009-26	DAL - Colfax	- #7357	Completed		08/03/10	\$6,372.85	\$6,372.85	09/29/2010
2338	2010-16	Housing Preservation	Program Delivery	Cancelled	14H		\$0.00	\$0.00	
2355	2010-16	Homeowner Preservation	Program	Completed	14A	05/24/12	\$429,462.16	\$429,462.16	12/20/2012
2358	2010-16	Homeowner Preservation	Program Delivery	Completed	14H	06/13/12	\$17,424.42	\$17,404.42	10/26/2012
2323	2010-21	Central Lehigh	Drainage Study	Completed	02J	03/08/11	\$157,487.58	\$157,487.58	05/01/2013
2307	2010-23	CSBG	Administration	Completed	21A	02/04/11	\$641,592.36	\$641,592.36	12/16/2011
2289	2010-23	ESG	Administration	Completed		02/04/11	\$6,584.00	\$6,584.00	
2311	2010-23	HOME	Administration	Completed		02/04/11	\$206,525.80	\$206,525.80	06/22/2012
2340	2011-2	CSBG	Administration	Completed	21A	03/13/12	\$543,601.43	\$543,601.43	12/19/2012
2341	2011-2	HOME	Administration	Completed		06/21/12	\$168,832.51	\$168,832.51	02/08/2013
2357	2011-3	Target Area Improvement	Program Delivery	Completed	03	05/24/12	\$31,631.14	\$31,631.14	10/26/2012
2349	2011-4	Public Facilities	Program Delivery	Completed	03	05/21/12	\$17,591.03	\$17,591.03	10/26/2012
2351	2011-5	Public Infrastructure	Program Delivery	Completed	03	05/21/12	\$9,582.31	\$9,582.31	10/26/2012
2354	2011-6	Public Services	Program Delivery	Completed	05	05/21/12	\$4,432.33	\$4,432.33	10/26/2012
2398	2012-1	Target Area Improvement	Program Activity Delivery	Completed	13	12/13/12	\$19,774.12	\$19,774.12	07/13/2013
2407	2012-2	PANIC Curry Villa	Group Home Rehab	Completed	008	01/28/13	\$57,692.00	\$57,692.00	08/30/2013
2410	2012-4	Orin Center	Operations	Completed	05	01/28/13	\$235,000.00	\$235,000.00	09/27/2013
2411	2012-4	Public Services	Activity Delivery	Cancelled	05	01/28/13	\$0.00	\$0.00	
2448	2012-5	ES12	MMIS	Open		11/01/13	\$42,064.10	\$42,064.10	08/29/2015
2449	2012-5	ES12	MMIS	Completed		11/06/13	\$7,754.25	\$8,734.25	12/17/2014
2432	2012-6	Low Interest Home	Improvement Loan Program	Cancelled	14A	04/22/13	\$0.00	\$0.00	
2449	2013-3	Public Infrastructure	Program Activity Delivery	Cancelled	03		\$0.00	\$0.00	
2472	2013-7	Duval Park		Open		09/29/14	\$910,000.00	\$466,414.05	08/07/2015
2473	2014-6	ES14	Administration	Open		01/27/15	\$15,541.00	\$5,096.45	12/22/2015
2474	2014-6	ES14	Homelessness Prevention	Open		01/27/15	\$99,804.00	\$0.00	
2475	2014-6	ES14	Rapid Re-Housing	Open		01/27/15	\$99,804.00	\$4,369.43	12/22/2015
2476	2014-6	ES14	MMIS	Open		01/27/15	\$100,000.00	\$355.97	12/18/2015
77	1994-1	PINELLAS COUNTY	CNBR7	Cancelled	06R	01/10/97	\$0.00	\$0.00	
78	1994-1	PINELLAS COUNTY	CNBR7	Cancelled		09/10/97	\$0.00	\$0.00	
79	1994-1	PINELLAS COUNTY	CNBR7	Cancelled		09/10/97	\$0.00	\$0.00	
80	1994-1	PINELLAS COUNTY	CNBR7	Cancelled		09/10/97	\$0.00	\$0.00	
81	1994-1	PINELLAS COUNTY	CNBR7	Cancelled		09/10/97	\$0.00	\$0.00	
82	1994-1	PINELLAS COUNTY	CNBR7	Cancelled		09/10/97	\$0.00	\$0.00	
83	1994-1	PINELLAS COUNTY	CNBR7	Cancelled	14A	09/10/97	\$0.00	\$0.00	
84	1994-1	PINELLAS COUNTY	CNBR7	Cancelled		09/10/97	\$0.00	\$0.00	
85	1994-1	PINELLAS COUNTY	CNBR7	Cancelled		09/10/97	\$0.00	\$0.00	
86	1994-1	PINELLAS COUNTY	CNBR7	Cancelled		09/10/97	\$0.00	\$0.00	
220	1994-2	Unknown		Cancelled	01		\$0.00	\$0.00	
3	1994-3	ESG	COMMITTED FUNDS ADJUSTMENT	Open	01	01/01/01	\$537,908.44	\$537,908.44	04/02/1997
4	1994-4	HOPWA	COMMITTED FUNDS ADJUSTMENT	Open	01		\$0.00	\$0.00	
169	1995-1	ERROR - NO	ACTIVITY	Cancelled	05		\$0.00	\$0.00	
246	1995-27	CSBG	ADMIN	Completed	21A		\$0.00	\$0.00	
294	1996-12	NA		Cancelled	14B		\$0.00	\$0.00	
299	1996-7	HOME	GENERAL ADMIN	Completed	21H	10/01/96	\$118,908.40	\$118,908.40	11/21/1997
918	1999-1	<Name Required>		Cancelled	072400		\$0.00	\$0.00	
919	1999-1	<Name Required>		Cancelled	072400		\$0.00	\$0.00	
1642	2003-43	CSBG	ADMINISTRATION	Completed	21A	02/25/04	\$970,773.54	\$970,773.54	11/09/2004
1916	2004-6	Unknown		Cancelled	03		\$0.00	\$0.00	
2079	2005-12	OLDSMAR	STREETSCAPE	Completed	03H	03/14/08	\$200,000.00	\$200,000.00	03/18/2008
1960	2005-26	UPARC	ACQUISITION - HOME	Completed	091336	01/19/06	\$192,320.00	\$192,320.00	06/22/2009
206	1996-26	CASA	ADMINISTRATION/ON	Completed	03C	10/01/96	\$17,880.00	\$17,880.00	10/27/1997
2383	1997-10	RFP - CLEVELAND	- #001191A	Completed		08/07/12	\$6,208.48	\$6,208.48	02/09/2013
472	1997-10	RFP - LAWSON	- #008	Completed	14B	10/01/97	\$6,000.00	\$6,000.00	09/01/1998
43082	430	1997-10	CHAF/INDYTREE VILLAGE -#0062	Completed	14B	10/01/97	\$52,687.60	\$52,687.60	04/29/1998
431	1997-10	CHAF/INDYTREE VILLAGE -#0063		Completed	14B	10/01/97	\$52,687.60	\$52,687.60	04/29/1998
43084	432	1997-10	CHAF/INDYTREE VILLAGE -#0064	Completed	14B	10/01/97	\$52,687.60	\$52,687.60	04/29/1998
43085	433	1997-10	CHAF/INDYTREE VILLAGE -#0065	Completed	14B	10/01/97	\$57,203.35	\$57,203.35	04/29/1998
471	1997-10	RFP - COMM BERT FOUN	-#001	Completed	14B	10/01/97	\$26,520.00	\$26,520.00	09/01/1998
491	1998-14	LL - ZIMMERS	- #4101	Completed	14A	10/01/97	\$9,299.05	\$9,299.05	09/10/1998
41135	422	1998-14	RFP - EDWARDS	- #4104	Completed	14B	\$6,000.00	\$6,000.00	01/26/1999
44114	469	1997-10	RFP - BRITNER	- #4114	Completed	14B	\$2,200.00	\$2,200.00	09/01/1998
304	1998-6	LARGO - CORNETT	- #4115	Completed	100196	\$38,784.91	\$38,784.91	08/01/1998	
41127	473	1998-6	LARGO - JORDAN	- #4127	Completed	100196	\$32,624.11	\$32,624.11	08/01/1998
44128	467	1997-6	LARGO - BLAIR	- #4128	Completed	100197	\$6,847.00	\$6,847.00	06/26/1998
458	1997-6	LARGO - FEASTER	- #4135	Completed	100197	\$8,411.00	\$8,411.00	06/26/1998	
459	1997-6	LARGO - FREEDMAN	- #4136	Completed	100197	\$7,729.85	\$7,729.85	06/26/1998	
41137	506	1998-6	LARGO - DREARNO	- #4137	Completed	100196	\$10,463.95	\$10,463.95	09/01/1998
41138	474	1998-6	LARGO - KELLY	- #4138	Completed	100196	\$48,506.03	\$48,506.03	09/01/1998
41417	521	1998-14	RFP - CAREY	- #4147	Completed	14A	\$10,000	\$4,600.00	01/26/1999
41514	468	1998-14	LL - CUTTLEDGE	- #4154	Completed	14A	\$4,361.15	\$4,361.15	09/01/1998
41516	456	1998-14	LL - O'BRIEN	- #4156	Completed	14A	\$2,750.00	\$2,750.00	09/10/1998
41610	505	1998-14	RFP - DICKIN	- #4160	Completed	14B	\$27,000.00	\$27,000.00	01/26/1999
41818	462	1998-14	LL - STANDE	- #4188	Completed	14A	\$2,502.50	\$2,502.50	09/01/1998
418	1998-14	LL - PASCO	- #4195	Completed	14A	10/01/97	\$2,750.00	\$2,750.00	09/10/1998
42221	523	1998-14	RFP - VERDUGO	- #4221	Completed	14B	\$5,150.00	\$5,150.00	01/26/1999
42222	524	1998-14	RFP - VERDUGO	- #4222	Completed	14B	\$4,360.00	\$4,360.00	01/26/1999
42229	478	1997-6	LARGO - WILSON	- #4229	Completed	100197	\$7,468.00	\$7,468.00	09/01/1998
4230	479	1997-6	LARGO - HUNSCHEK	- #4230	Completed	100197	\$9,227.00	\$9,227.00	09/30/1998
4231	480	1997-6	LARGO - BRAMMELL	- #4231	Completed	100197	\$9,655.61	\$9,655.61	09/30/1998
4232	481	1997-6	LARGO - MORTON	- #4232	Completed	100197	\$9,650.00	\$9,650.00	09/30/1998
42323	482	1997-6	LARGO - BRUNER	- #4233	Completed	100197	\$9,265.00	\$9,265.00	09/30/1998
4233	483	1997-6	LARGO - CAMPBELL	- #4234	Completed	100197	\$5,980.00	\$5,980.00	09/30/1998
4235	484	1997-6	LARGO - THURSTON	- #4235	Completed	100197	\$8,356.00	\$8,356.00	09/30/1998
4235	485	1998-14	LL - REED	- #4235	Completed	14A	\$722.84	\$722.84	09/30/1998
4235	503	1998-14	RFP - REEDER	- #4235	Completed	14B	\$2,500.00	\$2,500.00	01/26/1999
4238	489	1998-14	LL - O'BRIEN	- #4238	Completed	14A	\$2,750.00	\$2,750.00	09/30/1998
4275	488	1998-14	LL - SCALZO	- #4275	Completed	14A	\$722.84	\$722.84	09/30/1998
4277	532	1998-14	LARGO - GOURLEY	- #4277	Completed	100198	\$9,624.00	\$9,624.00	01/26/1999
4279	529	1998-14	LARGO - BRILL	- #4279	Completed	100198	\$5,475.00	\$5,475.00	01/26/1999
4279	533	1998-14	LARGO - HALL	- #4279	Completed	100198	\$7,268.00	\$7,268.00	01/26/1999
4280	530	1998-14	LARGO - DALY	- #4280	Completed	100198	\$6,800.00	\$6,800.00	01/26/1999
4281	528	1998-14	LARGO - PAXTON	- #4281	Completed	100198	\$5,500.00	\$5,500.00	01/26/1999
4282	531	1998-14	LARGO - FRYE	- #4282	Completed	100198	\$6,300.00	\$6,300.00	01/26/1999
4305	507	1998-14	LL - JENNIE	- #4305	Completed	14A	\$70.84	\$70.84	01/26/1999
4306	508	1998-14	LL - GREENLAW	- #4306	Completed	14A	\$722.84	\$722.84	01/26/1999
4312	520	1998-13	DAL - RYNEBORN	- #4312	Completed	13	\$3,460.00	\$3,460.00	01/26/1999
4313	514	1998-13	DAL - GEISER	- #4313	Completed	13	\$6,100.00	\$6,100.00	01/26/1999
4314	516	1998-13	DAL - LOPEZ	- #4314	Completed	13	\$6,550.00	\$6,550.00	01/26/1999
4315	517	1998-13	DAL - SILVA	- #4315	Completed	13	\$5,900.00	\$5,900.00	01/26/1999
4320	509	1998-14	LL - MOKIA	- #4320	Completed	14A	\$319.00	\$319.00	01/26/1999
4324	519	1998-13	DAL - FISCHE	- #4324	Completed	13	\$6,000.00	\$6,000.00	01/26/1999
4325	515	1998-13	DAL - LILES	- #4325	Completed	13	\$5,700.00	\$5,700.00	01/26/1999
4326	525	1998-14	LL - HADLER	- #4326	Completed	14A	\$2,750.00	\$2,750.00	01/26/1999
4339	545	1998-13	DAL - RANCK	- #4339	Completed	13	\$21,770.00	\$21,770.00	03/17/1999
4340	543	1998-13	DAL - RANCK	- #4340	Completed	13	\$6,300.00	\$6,300.00	03/17/1999
4341	544	1998-13	DAL - HARDING	- #4341	Completed	13	\$4,930.00	\$4,930.00	03/17/1999
43617	1122	2000-14	RFP - WALLACE	- #5637	Completed	14B	\$66,000.00	\$66,000.0	

U.S. DEPARTMENT OF HOUSING AND URBAN DEVELOPMENT
OFFICE OF COMMUNITY PLANNING AND DEVELOPMENT
PR08 - Grantee
Summary Activity Report

DATE: 12/28/2015
TIME: 5:10:39 PM
PAGE: 2/18

IDIS

Grantee Activity Number	IDIS Activity ID	Pgm Yr	Activity Name	Act Stat	Matrix Code	Initial Funding Date	Funded Amount	Drawn Amount	Last Draw Date
001008A	2361	2011	RCB Food Bank Roof Replacement	Completed	03	06/13/12	\$40,825.00	\$40,825.00	06/14/2012
001009A	2377	2011	RCB The Haven Rehabilitation	Completed	03	07/06/12	\$38,340.00	\$38,340.00	07/07/2012
001010A	2380	2011	HEP -Roof Replacement - 701 Vine Ave	Completed	03C	07/06/12	\$6,364.00	\$6,364.00	07/07/2012
001050A	2373	2011	HEP -Roof Replacement - 1100 Garden Ave	Completed	03C	07/06/12	\$7,750.00	\$7,750.00	07/07/2012
001050A	2378	2011	HEP -Roof Replacement - 1107 Garden Ave	Completed	03C	07/06/12	\$8,900.00	\$8,900.00	07/07/2012
001060A	2381	2011	HEP -Roof Replacement - 1401 Garden Ave	Completed	03C	07/06/12	\$7,130.00	\$7,130.00	07/07/2012
001060A	2376	2010	19 VOA Summer Place	Completed	01	07/06/12	\$47,412.87	\$47,412.87	06/17/2014
001060B	2376	2007	23 Oakfield Magnolia Court	Completed	01	07/06/12	\$362,527.28	\$362,527.28	11/27/2013
001150A	2385	2011	LDAL - DAL - Cleveland - #001150A	Cancelled		09/26/12	\$0.00	\$0.00	
001150A	2385	2011	LDAL - DAL - May - #001150A	Cancelled		09/26/12	\$26,104.37	\$26,104.37	09/27/2012
001150A	2384	2011	LDAL - Campbell - #001150A	Completed		09/26/12	\$26,104.37	\$26,104.37	09/27/2012
001190A	2395	2011	Halmir, Michael - #001190A	Completed		10/26/12	\$120,827.65	\$120,827.65	02/07/2013
001190A	2412	2010	LDAL - Thomas - #001190A	Completed		01/29/13	\$6,040.92	\$6,040.92	02/08/2013
001360A	2400	2010	LDAL - Goniaechna - #001360A	Completed		01/29/13	\$6,040.92	\$6,040.92	02/08/2013
001250A	2413	2010	DAL - Wilkins - #001250A	Completed		01/29/13	\$6,005.00	\$6,005.00	02/08/2013
001210A	2414	2010	DAL - Thibodeau - #001210A	Completed		01/29/13	\$6,005.00	\$6,005.00	02/08/2013
001211A	2415	2010	DAL - Hoover/Chaff - #001211A	Completed		02/06/13	\$5,925.00	\$5,925.00	02/08/2013
001212A	2401	2010	DAL - Vichas - #001212A	Completed		01/23/13	\$5,965.00	\$5,965.00	02/08/2013
001213A	2416	2010	DAL - Ruckewski - #001213A	Completed		01/29/13	\$6,005.00	\$6,005.00	02/08/2013
001214A	2417	2010	DAL - Muskatel - #001214A	Completed		01/29/13	\$6,045.00	\$6,045.00	02/08/2013
001215A	2418	2010	DAL - Prasad - #001215A	Completed		01/29/13	\$6,045.00	\$6,045.00	02/08/2013
001216A	2419	2010	DAL - Dale - #001216A	Completed		01/29/13	\$5,965.00	\$5,965.00	02/08/2013
001217A	2420	2010	DAL - Erickson - #001217A	Completed		01/29/13	\$5,265.00	\$5,265.00	02/08/2013
001360A	2396	2011	LDAL - Roberts, Anthony - #001360A	Completed		10/26/12	\$5,500.00	\$5,500.00	01/26/2013
001362A	2421	2011	DAL - Mital - #001362A	Completed		02/05/13	\$4,715.00	\$4,715.00	02/08/2013
001363A	2425	2011	DAL - Bowling - #001363A	Completed		02/06/13	\$6,005.00	\$6,005.00	05/17/2013
001364A	2423	2011	DAL - Harter - #001364A	Completed		02/05/13	\$5,965.00	\$5,965.00	02/08/2013
001365A	2423	2011	DAL - Lawrence - #001365A	Completed		02/05/13	\$6,005.00	\$6,005.00	02/08/2013
001366A	2424	2011	DAL - Kuller - #001366A	Completed		02/05/13	\$6,005.00	\$6,005.00	02/08/2013
001367A	2388	2011	Transformation Master Sr. Housing	Completed		10/25/12	\$708,242.41	\$708,242.41	02/04/2015
001370A	2393	2011	Raiman, Bryan - #001370A	Completed		10/26/12	\$5,965.00	\$5,965.00	02/08/2013
001371A	2393	2011	Kasson, Shannon - #001371A	Completed		10/26/12	\$5,965.00	\$5,965.00	02/08/2013
001372A	2390	2011	Graham - #001372A	Completed		10/26/12	\$5,965.00	\$5,965.00	02/08/2013
001373A	2392	2011	Devon - #001373A	Completed		10/26/12	\$5,965.00	\$5,965.00	02/08/2013
001374A	2394	2011	Pis, Juana - #001374A	Completed		10/26/12	\$5,815.00	\$5,815.00	02/08/2013
001375A	2389	2011	Monteosa-Baumgartner - #001375A	Completed		10/26/12	\$5,965.00	\$5,965.00	02/08/2013
001407A	2405	2012	City of Phillips Park Sidewalk/Recreation	Completed	03L	01/08/13	\$100,000.00	\$100,000.00	11/27/2013
001408A	2399	2012	UPARC Horseshoe Studios Rehabilitation	Completed	03B	12/13/12	\$300,000.00	\$300,000.00	11/27/2013
001410A	2427	2011	Target Area Site Development	Completed	02	03/19/13	\$37,375.15	\$37,375.15	12/17/2014
001411A	2440	2012	Rental Housing Preservation Program Activity Delivery	Completed	14H	07/10/13	\$12,745.64	\$12,745.64	11/27/2013
001412A	2430	2012	Homeowner Preservation Program Activity Delivery	Completed	14H	03/22/13	\$4,437.74	\$4,437.74	11/27/2013
001415A	2450	2012	Public Infrastructure Program Activity Delivery	Completed	03	01/25/13	\$11,488.84	\$11,488.84	11/27/2013
001417A	2408	2012	Public Facilities Program Activity Delivery	Completed	03	01/28/13	\$17,229.25	\$17,229.25	08/20/2013
001420C	2436	2011	Cypress Pointe - CMAP	Completed		07/11/13	\$1,430,485.00	\$1,430,485.00	08/20/2015
001425A	2431	2012	Target Area Code Enforcement	Completed	15	04/22/13	\$36,017.24	\$36,017.24	11/27/2013
001455A	2454	2011	Directors for Mental Health Rehab	Completed	03	04/22/13	\$12,352.00	\$12,352.00	08/20/2013
001566A	2435	2011	Girls Incorporated of Phillips Design	Completed	03D	04/22/13	\$15,000.00	\$30,000.00	08/20/2013
001567A	2433	2011	RCB Haven Outreach Center	Completed	03C	04/22/13	\$41,000.00	\$41,000.00	11/27/2013
001572A	2437	2011	LSFR - Keller - #001572A	Completed		07/16/13	\$15,601.58	\$15,601.58	07/20/2013
001577A	2445	2012	Habitat 4th Avenue Subdivision	Completed	01	11/26/13	\$190,488.50	\$190,488.50	11/27/2013
001579A	2435	2012	PARC - Buckle Villa Rehab	Completed	03B	07/10/13	\$90,324.94	\$90,324.94	08/20/2013
001579A	2433	2012	PARC Curry Villa Rehab	Completed	03B	07/10/13	\$152,341.94	\$152,341.94	08/20/2013
001585A	2437	2011	POCF - 801 Oxford Dr	Completed	14D	06/28/13	\$167,925.54	\$167,925.54	04/02/2015
001582A	2442	2012	LDPA - Ramon - #001582A	Completed		07/10/13	\$6,000.00	\$6,000.00	07/13/2013
001587A	2441	2012	LDAL - Rothwell - #001587A	Completed		07/10/13	\$26,000.00	\$26,000.00	07/13/2013
001587A	2444	2012	LDPA - Roudsaw - #001587A	Completed		07/10/13	\$26,000.00	\$26,000.00	05/21/2014
001680A	2400	2012	COC Homeless Match - Directions Operations	Completed	05D	01/28/13	\$17,000.00	\$17,000.00	11/27/2013
001683A	2463	2012	LSFR - LowCost - #001683A	Completed		06/27/14	\$136,565.13	\$136,565.13	02/04/2015
001684A	2460	2012	LSFR - Moore - #001684A	Completed		06/07/14	\$46,758.49	\$46,758.49	05/22/2014
001685A	2461	2012	LSFR - PencoChilbas - #001685A	Completed		06/07/14	\$46,187.12	\$46,187.12	05/22/2014
001686A	2460	2012	Target Area Improvement Program Activity Delivery	Completed	03	03/10/14	\$64,188.83	\$64,188.83	12/17/2014
001686A	2454	2013	Public Infrastructure Program Activity Delivery	Completed	03	03/10/14	\$27,188.64	\$27,188.64	12/17/2014
001686A	2464	2014	Public Infrastructure Program Activity Delivery	Completed	03	03/03/15	\$14,533.95	\$14,533.95	11/26/2015
001686A	2465	2013	Public Facilities Program Activity Delivery	Completed	03	03/10/14	\$29,263.02	\$29,263.02	12/17/2014
001686A	2465	2013	Target Area Pre-Development Activities	Completed	03	03/10/14	\$48,176.00	\$48,176.00	12/17/2014
001670A	2460	2013	Leashan Code Enforcement	Completed	15	03/10/14	\$51,854.10	\$51,854.10	12/17/2014
002006A	2465	2013	POCA Landings at Cross Bay	Completed		09/12/14	\$303,040.84	\$303,040.84	02/04/2015
002007A	2462	2013	Directives for Living Operations	Completed	05D	03/10/14	\$72,676.83	\$72,676.83	12/17/2014
002008A	2461	2013	GRE YACA-Cross Center Operations	Completed	05	03/10/14	\$235,000.00	\$235,000.00	11/26/2014
002013A	2463	2013	RCB Facility Construction	Completed	03C	04/29/14	\$300,000.00	\$300,000.00	11/26/2014
002014A	2467	2013	City of Dunedin Streetscape & Sidewalk	Completed	03K	09/24/14	\$205,500.00	\$205,500.00	11/26/2014
002017A	2464	2013	Phillips Hope II	Open		08/11/15	\$26,000.00	\$106,800.00	08/20/2015
002019A	2469	2013	City of Clearwater Street Resurfacing Project	Completed	03K	07/15/15	\$87,500.00	\$87,500.00	07/15/2015
002020A	2468	2013	City of Indian Rocks Beach Sidewalk Project	Completed	03K	03/03/15	\$300,000.00	\$300,000.00	08/19/2015
002021A	2468	2013	Greater Ridgeland Cleanup (13/16)	Completed	05V	06/24/14	\$11,520.35	\$11,520.35	12/17/2014
002022A	2506	2014	Greater Ridgeland Cleanup (14/15)	Completed	05V	08/17/15	\$14,479.77	\$14,479.77	09/29/2015
002023A	2468	2013	Central Leashan Sidewalk	Open		04/29/14	\$201,562.74	\$201,562.74	03/17/2015
002024A	2516	2014	Central Leashan Joe's Creek Park 14-15 Design	Open	03F	11/04/15	\$105,000.00	\$89,998.00	11/05/2015
002025A	2479	2013	LDPA - Kinkadee - #002025A	Open		02/24/15	\$36,205.00	\$36,205.00	07/20/2015
002026A	2481	2014	Target Area Improvement Program Activity Delivery	Completed	03	03/03/15	\$16,171.53	\$16,171.53	11/26/2015
002027A	2482	2014	Public Facilities Program Activity Delivery	Completed	03	03/03/15	\$32,740.40	\$32,740.40	11/26/2015
002028A	2481	2013	Whispering Pines	Completed		03/27/15	\$66,445.41	\$66,445.41	08/20/2015
002029A	2485	2013	Standpipe Apartments	Open	14B	03/03/15	\$385,000.00	\$4,702.57	11/26/2015
002030A	2481	2014	Target Area Code Enforcement 14/15	Completed		02/27/15	\$24,471.83	\$24,471.83	11/26/2015
002032A	2482	2014	Gre, Inc. Facility Rehabilitation	Completed	03D	03/03/15	\$23,745.00	\$23,745.00	08/19/2015
002033A	2480	2014	Target Area Pre-Development	Completed	03	02/27/15	\$61,127.57	\$61,127.57	11/26/2015
002035A	2481	2014	GRE YACA-Cross Center Operations	Completed	05	03/03/15	\$235,000.00	\$235,000.00	08/20/2015
002042A	2484	2014	Catholic Charities Phillips Hope Operations	Completed	03T	04/29/15	\$40,000.00	\$40,000.00	08/19/2015
002043A	2486	2014	Phillips Opportunity Council Church Services	Completed	05A	03/17/15	\$30,000.00	\$30,000.00	11/26/2015
002044A	2493	2014	Demolition and Clearance 14/15-CD14DEM01	Completed	04	04/20/15	\$6,270.01	\$6,270.01	04/22/2015
002045A	2496	2014	Orin Center Facility Rehabilitation	Completed	03E	06/24/15	\$11,020.00	\$11,020.00	09/29/2015
002046A	2511	2014	Orin Coast Jewish Family & Community Services Facility Rehabilitation	Completed	03	07/08/15	\$38,701.50	\$38,701.50	11/26/2015
002047A	2501	2014	LOHC Cops & Kids Facility Rehabilitation - 500	Completed	03E	07/08/15	\$24,670.02	\$24,670.02	11/26/2015
002048A	2502	2014	LOHC Cops & Kids Facility Rehabilitation - 560	Completed	03E	07/08/15	\$50,000.00	\$0.00	
002049A	2503	2014	Phonics Commons - #002049A	Open		09/22/15	\$0.00	\$0.00	
002051A	2505	2014	Matzbar, Mark - #002051A	Completed		07/31/15	\$24,250.00	\$24,250.00	08/07/2015
002052A	2495	2014	RCB Grace House Facility Rehabilitation	Completed	03E	08/16/15	\$116,861.00	\$116,861.00	08/20/2015
002053A	2500	2014	Police Athletic League Facility Rehabilitation	Open	03E	07/08/15	\$18,750.00	\$74,880.00	11/26/2015
002056A	2507	2014	LSFR Cook-002056A	Open	03C	09/16/15	\$155,760.68	\$0.00	
002056A	2487	2014	WestCare Outpatient FL Turning Point Facility Rehabilitation	Completed		04/24/16	\$27,560.00	\$0.00	
002057A	2498	2014	PHMS Facility Rehabilitation	Completed	03P	07/08/15	\$52,000.00	\$52,000.00	08/19/2015
002060A	2504	2014	LOHC HomeShare Program Operations	Completed	05	07/08/15	\$13,584.00	\$13,584.00	11/26/2015
002061A	2517	2014	The Villages at Tarpun	Open		11/12/15	\$602,000.00	\$0.00	
002062A	2490	2014	Police Athletic League Operations Project	Completed	05	07/08/15	\$25,000.00	\$25,000.00	11/26/2015
002063A	2514	2014	HEP Family Shelter Rehab - Units 1 & 2	Open	03C	09/23/15	\$40,000.00		

U.S. DEPARTMENT OF HOUSING AND URBAN DEVELOPMENT
OFFICE OF COMMUNITY PLANNING AND DEVELOPMENT
PR08 - Grantee
Summary Activity Report

DATE: 12/28/2015
TIME: 5:10:39 PM
PAGE: 3/18

IDIS

Grantee Activity Number	IDIS Activity ID	Pgm Yr	Activity Name	Act Stat	Matrix Code	Initial Funding Date	Funded Amount	Drawn Amount	Date of Last Draw
058240042	39	1994-1	PHILLAS COUNTY CNBRT	Completed		11/22/93	\$62,000.00	\$62,000.00	04/02/1997
058240043	40	1994-1	PHILLAS COUNTY CNBRT	Completed		11/22/93	\$1,680.00	\$1,680.00	04/02/1997
058240044	41	1994-1	PHILLAS COUNTY CNBRT	Completed		11/22/93	\$1,860.00	\$1,860.00	04/02/1997
058240049	42	1994-1	PHILLAS COUNTY CNBRT	Completed		12/07/93	\$1,797.00	\$1,797.00	04/02/1997
058240050	43	1994-1	PHILLAS COUNTY CNBRT	Completed		12/13/93	\$2,097.00	\$2,097.00	04/02/1997
058240051	44	1994-1	PHILLAS COUNTY CNBRT	Completed		12/13/93	\$1,000.00	\$1,000.00	04/02/1997
058240052	45	1994-1	PHILLAS COUNTY CNBRT	Completed		12/13/93	\$28,779.30	\$28,779.30	04/02/1997
058240053	46	1994-1	PHILLAS COUNTY CNBRT	Completed		12/14/93	\$1,830.00	\$1,830.00	04/02/1997
058240054	47	1994-1	PHILLAS COUNTY CNBRT	Completed		12/20/93	\$1,497.00	\$1,497.00	04/02/1997
058240055	48	1994-1	PHILLAS COUNTY CNBRT	Completed		12/20/93	\$1,230.00	\$1,230.00	04/02/1997
058240056	49	1994-1	PHILLAS COUNTY CNBRT	Completed		12/22/93	\$2,160.00	\$2,160.00	04/02/1997
058240057	50	1994-1	PHILLAS COUNTY CNBRT	Completed		12/22/93	\$1,665.00	\$1,665.00	04/02/1997
058240058	51	1994-1	PHILLAS COUNTY CNBRT	Completed		12/28/93	\$1,695.00	\$1,695.00	04/02/1997
058240059	52	1994-1	PHILLAS COUNTY CNBRT	Completed		01/04/94	\$1,725.00	\$1,725.00	04/02/1997
058240060	53	1994-1	PHILLAS COUNTY CNBRT	Completed		01/01/94	\$1,197.00	\$1,197.00	04/02/1997
058240062	54	1994-1	PHILLAS COUNTY CNBRT	Completed		01/01/94	\$13,875.42	\$13,875.42	04/02/1997
058240063	55	1994-1	PHILLAS COUNTY CNBRT	Completed		02/08/94	\$1,440.00	\$1,440.00	04/02/1997
058240065	56	1994-1	PHILLAS COUNTY CNBRT	Completed		02/18/94	\$2,010.00	\$2,010.00	04/02/1997
058240067	57	1994-1	PHILLAS COUNTY CNBRT	Completed		02/17/94	\$1,380.00	\$1,380.00	04/02/1997
058240068	58	1994-1	PHILLAS COUNTY CNBRT	Completed		02/23/94	\$13,388.00	\$13,388.00	04/02/1997
058240069	59	1994-1	PHILLAS COUNTY CNBRT	Completed		02/28/94	\$1,545.00	\$1,545.00	04/02/1997
058240070	60	1994-1	PHILLAS COUNTY CNBRT	Completed		02/28/94	\$3,770.00	\$3,770.00	04/02/1997
058240071	61	1994-1	PHILLAS COUNTY CNBRT	Completed		03/07/94	\$30,341.10	\$30,341.10	04/02/1997
058240072	62	1994-1	PHILLAS COUNTY CNBRT	Completed		03/07/94	\$1,350.00	\$1,350.00	04/02/1997
058240073	63	1994-1	PHILLAS COUNTY CNBRT	Completed		03/08/94	\$1,197.00	\$1,197.00	04/02/1997
058240075	64	1994-1	PHILLAS COUNTY CNBRT	Completed		04/11/94	\$5,360.00	\$5,360.00	04/02/1997
058240076	65	1994-1	PHILLAS COUNTY CNBRT	Completed		04/11/94	\$1,440.00	\$1,440.00	04/02/1997
058240077	66	1994-1	PHILLAS COUNTY CNBRT	Completed		04/07/94	\$1,587.00	\$1,587.00	04/02/1997
058240078	67	1994-1	PHILLAS COUNTY CNBRT	Completed		04/22/94	\$1,305.00	\$1,305.00	04/02/1997
058240079	68	1994-1	PHILLAS COUNTY CNBRT	Completed		04/22/94	\$1,372.00	\$1,372.00	04/02/1997
058240080	69	1994-1	PHILLAS COUNTY CNBRT	Completed		04/24/94	\$2,818.15	\$2,818.15	04/02/1997
058240082	70	1994-1	PHILLAS COUNTY CNBRT	Completed		05/11/94	\$5,496.00	\$5,496.00	04/02/1997
058240083	71	1994-1	PHILLAS COUNTY CNBRT	Completed		05/19/94	\$1,545.00	\$1,545.00	04/02/1997
058240084	72	1994-1	PHILLAS COUNTY CNBRT	Completed		06/01/94	\$1,515.00	\$1,515.00	04/02/1997
058240085	73	1994-1	PHILLAS COUNTY CNBRT	Completed		06/07/94	\$5,160.00	\$5,160.00	04/02/1997
058240086	74	1994-1	PHILLAS COUNTY CNBRT	Completed		10/27/94	\$5,259.00	\$5,259.00	04/02/1997
058240087	75	1994-1	PHILLAS COUNTY CNBRT	Completed		09/18/95	\$27,174.00	\$27,174.00	04/02/1997
058240088	76	1994-1	BORDA BOAT RANCH	Completed		11/27/95	\$1,600,000.00	\$1,600,000.00	04/02/1997
058240089	108	1994-1	PHILLAS COUNTY CNBRT	Completed		06/26/95	\$435,000.00	\$435,000.00	04/02/1997
1408	561	1998-14	BORROWING #1408	Completed	14A	01/01/98	\$3,333.50	\$3,333.50	06/26/1999
1537	277	1996-14	GREEN #1537	Completed	14A	10/01/96	\$8.45	\$8.45	06/26/1997
1621000001	87	1994-1	PHILLAS COUNTY CNBRT	Completed		10/01/96	\$13,723.96	\$13,723.96	06/26/1999
1621000002	88	1994-1	PHILLAS COUNTY CNBRT	Completed		11/15/93	\$95,203.31	\$95,203.31	04/02/1997
1621000003	89	1994-1	PHILLAS COUNTY CNBRT	Completed		11/15/93	\$97,353.16	\$97,353.16	04/02/1997
1621000004	90	1994-1	PHILLAS COUNTY CNBRT	Completed		11/15/93	\$96,002.00	\$96,002.00	04/02/1997
1621000005	91	1994-1	PHILLAS COUNTY CNBRT	Completed		02/03/94	\$65,451.62	\$65,451.62	04/02/1997
1621000006	92	1994-1	PHILLAS COUNTY CNBRT	Completed		10/04/94	\$56,000.00	\$56,000.00	04/02/1997
1621000007	93	1994-1	PHILLAS COUNTY CNBRT	Completed		02/13/95	\$42,000.00	\$42,000.00	04/02/1997
1621000008	94	1994-1	PHILLAS COUNTY CNBRT	Completed		03/01/95	\$66,367.84	\$66,367.84	04/02/1997
1621000009	95	1994-1	PHILLAS COUNTY CNBRT	Completed		05/10/95	\$62,300.00	\$62,300.00	04/02/1997
1621000010	96	1994-1	PHILLAS COUNTY CNBRT	Completed		06/20/95	\$52,119.00	\$52,119.00	04/02/1997
1621000011	97	1994-1	PHILLAS COUNTY CNBRT	Completed		06/19/95	\$55,445.00	\$55,445.00	04/02/1997
1621000012	98	1994-1	PHILLAS COUNTY CNBRT	Completed		11/29/95	\$77,371.02	\$77,371.02	04/02/1997
1621000013	99	1994-1	PHILLAS COUNTY CNBRT	Completed		12/12/95	\$59,554.21	\$59,554.21	04/02/1997
1621000014	100	1994-1	PHILLAS COUNTY CNBRT	Completed		01/24/96	\$68,100.00	\$68,100.00	04/02/1997
1621000015	101	1994-1	PHILLAS COUNTY CNBRT	Completed		03/07/96	\$59,960.07	\$59,960.07	04/02/1997
1621000016	102	1994-1	PHILLAS COUNTY CNBRT	Completed		06/24/96	\$65,500.00	\$65,500.00	04/02/1997
1621000017	103	1994-1	CHRS WILLIAMS #2788	Completed		12/24/96	\$78,300.00	\$78,300.00	09/26/1997
1621000018	104	1994-1	CHRS WILLSON #2799	Completed		12/24/96	\$69,300.00	\$69,300.00	09/26/1997
1621000019	105	1994-1	CHRS SIMMONS #2800	Completed		12/24/96	\$97,800.00	\$97,800.00	09/26/1997
1621000020	106	1994-1	CHRS COLLINS #2801	Completed		02/19/97	\$84,468.00	\$84,468.00	09/26/1997
1872	585	1998-14	TARGAKIS #1872	Completed	14A	10/01/98	\$2,616.00	\$2,616.00	07/17/99
2442	10124	1998-14	ESTZ Neighborhood	Completed		11/26/13	\$143,688.00	\$143,688.00	03/18/2015
2129	321	1996-1	SANDBERG APARTMENTS	Completed	12	06/20/97	\$474,574.00	\$474,574.00	03/03/1999
2352	692	1998-14	BALANCY #2352	Completed	14B	10/01/98	\$3,222.55	\$3,222.55	09/17/1999
2392	292	1996-12	SUP. COVENANT FOUNDATION #2392	Completed	14B		\$0.00	\$0.00	
2722	272	1996-14	EVANS #2722	Completed	14A		\$0.00	\$0.00	
2731	273	1996-14	DAVIS #2731	Completed	14A		\$0.00	\$0.00	
2793	297	1996-14	EFF #2793	Completed	14A		\$0.00	\$0.00	
2797	297	1996-14	YELVERTON #2793	Completed	14A		\$0.00	\$0.00	
2797	296	1996-12	RPI HILBERT #2797	Completed	14B		\$0.00	\$0.00	
2774	295	1996-12	RPI HUNTER #2797	Completed	14B		\$0.00	\$0.00	
2778	294	1996-14	COVENANT FOUND. #2778	Completed	14A		\$0.00	\$0.00	
2781	293	1996-12	RPI MCKIE #2781	Completed	14B	09/26/96	\$32,600.00	\$32,600.00	09/26/1997
2786	377	1996-12	RPI JOHNSON #2786	Completed	14B		\$0.00	\$0.00	
2788	279	1996-14	WALKER #2788	Completed	14A		\$0.00	\$0.00	
2792	286	1996-12	RPI RATLIFF #2791	Completed	14B	10/11/96	\$3,800.00	\$3,800.00	07/22/1997
2794	278	1996-14	CAREY #2794	Completed	14A		\$0.00	\$0.00	
2796	276	1996-14	CAREY #2796	Completed	14A		\$0.00	\$0.00	
2804	284	1996-12	RPI BELL	Completed	14B		\$0.00	\$0.00	
2810	292	1996-12	RPI BILEY #2810	Completed	14B		\$0.00	\$0.00	
2814	280	1996-14	RPI VALLONE #2814	Completed	14A		\$0.00	\$0.00	
2822	300	1996-1	LARGO BALEY #2822	Completed		11/18/96	\$8,500.00	\$8,500.00	09/26/1997
2830	301	1996-1	LARGO SNYDER #2823	Completed		11/18/96	\$4,959.13	\$4,959.13	09/26/1997
2834	302	1996-1	LARGO HUNTER	Completed		11/18/96	\$9,352.00	\$9,352.00	09/26/1997
2835	303	1996-1	LARGO LARSON	Completed		11/18/96	\$8,150.00	\$8,150.00	09/26/1997
2838	283	1996-12	RPI TRESH #2838	Completed	14B		\$0.00	\$0.00	
2839	289	1996-1	RPI SORLISE #2839	Completed	14A		\$0.00	\$0.00	
2842	290	1996-12	RPI HO #2842	Completed	14B	12/11/96	\$9,200.00	\$9,200.00	09/26/1997
2851	291	1996-12	RPI GOO #2851	Completed	14B	02/07/97	\$8,250.00	\$8,250.00	09/26/1997
2854	305	1996-1	CLIV HUNTER #2854	Completed		12/20/96	\$21,171.75	\$21,171.75	04/29/1998
2856	308	1996-1	CLIV FERRESEN #2856	Completed		12/20/96	\$29,487.50	\$29,487.50	04/29/1998
2859	311	1996-1	CLIV STANWISSE #2859	Completed		12/20/96	\$7,433.25	\$7,433.25	04/29/1998
2863	443	1996-1	CLIV HUTCHINSON #2863	Completed		09/30/97	\$19,742.13	\$19,742.13	04/29/1998
2864	445	1996-1	CLIV LONCHORTH #2864	Completed		09/30/97	\$28,473.08	\$28,473.08	04/29/1998
2865	442	1996-1	CLIV FEEDLER #2865	Completed		09/30/97	\$14,445.00	\$14,445.00	04/29/1998
2868	309	1996-1	CLIV CASBARI #2868	Completed		12/20/96	\$30,000.00	\$30,000.00	04/29/1998
2867	448	1996-1	CLIV WINGETT #2867	Completed		09/30/97	\$20,000.00	\$20,000.00	04/29/1998
2868	310	1996-1	CLIV CRAIG #2868	Completed		12/20/96	\$36,000.00	\$36,000.00	04/29/1998
2869	444	1996-1	CLIV BELK #2869	Completed		09/30/97	\$26,384.25	\$26,384.25	04/29/1998
2870	446	1996-1	CLIV MINNFIELD #2870	Completed		10/01/97	\$25,000.00	\$25,000.00	04/29/1998
2871	447	1996-1	CLIV SCHMIDT #2871	Completed		09/30/97	\$27,500.00	\$27,500.00	04/29/1998
2886	289	1996-12	RPI CASSETT #2886	Completed	14B	02/03/97	\$8,000.00	\$8,000.00	09/26/1997
2887	271	1996-14	ROSKI #2889	Completed	14A	05/26/97	\$19,691.45	\$19,691.45	09/26/1997
2896	287	1996-12	RPI STANDE #2896	Completed	14B		\$0.00	\$0.00	
2897	281	1996-14	LV ZVOSECH #2897	Completed	14A		\$0.00	\$0.00	
2902	307	1996-1	LARGO KALVIST	Completed		02/24/97	\$10,000.00	\$10,000.00	09/26/1997
2901	312	1996-1	LARGO SWERINGEN	Completed		02/24/97	\$9,154.53	\$9,154.53	09/26/1997
2902	313	1996-1	LARGO MASSELL	Completed		02/24/97	\$7,725.00	\$7,725.00	09/26/1997
2903	314	1996-1	LARGO HALEY	Completed		02/24/97	\$3,900.00	\$3,900.00	09/26/1997
2904	315	1996-1	LARGO SYEDA	Completed		02/24/97	\$10,000.00	\$10,000.00	09/26/1997
2916	316	1996-1	LARGO CONTE	Completed		02/24/97	\$6,400		

U.S. DEPARTMENT OF HOUSING AND URBAN DEVELOPMENT
OFFICE OF COMMUNITY PLANNING AND DEVELOPMENT
PR08 - Grantee
Summary Activity
Report

DATE: 12/28/2015

TIME: 5:10:39 PM

PAGE: 4/18

IDIS

Grantee Activity Number	IDIS Activity ID	Pgm Yr	Activity Name	Act	Matr	Initial Funding Date	Funded Amount	Drawn Amount	Last Draw Date
3077	362	1996-1	CHAF - WTV - #3077	Completed		09/15/97	\$169,623.50	\$169,623.50	09/24/1998
3078	363	1996-1	CHAF - WTV - #3078	Completed		09/15/97	\$168,422.50	\$168,422.50	12/24/1997
3080	364	1996-1	CHAF - WTV - #3080	Completed		09/15/97	\$165,983.50	\$165,983.50	09/24/1998
3081	365	1996-1	CHAF - WTV - #3081	Completed		09/15/97	\$110,877.32	\$110,877.32	09/24/1998
3086	366	1996-1	CHAF - WTV - #3086	Completed		09/15/97	\$117,652.23	\$117,652.23	07/29/1998
3087	367	1996-1	CHAF - WTV - #3087	Completed		09/15/97	\$110,460.02	\$110,460.02	07/29/1998
3088	342	1996-2	RPI - FALZON - #3088	Completed	14B	09/01/97	\$8,460.00	\$8,460.00	09/01/1997
3089	578	1998-1	RPI - LAMSDEN - #3089	Completed	14B	10/01/98	\$10,100.00	\$10,100.00	03/17/1999
3090	350	1996-2	CHHS - ROBERTS/CLARK - #3090	Completed		09/01/97	\$74,600.00	\$74,600.00	03/17/1998
3185	1724	2003-10	LARGO - PRICE - #6185	Completed		06/04/04	\$10,835.85	\$10,835.85	06/15/2004
3216	1733	2003-14	DAL - CATRO - #6216	Completed		09/08/04	\$7,700.00	\$7,700.00	06/15/2004
4004	405	1997-10	RPI - DE YAMPERT - #4004	Completed	14A	10/01/97	\$6,100.00	\$6,100.00	12/24/1997
4005	406	1997-10	RPI - DE YAMPERT - #4005	Completed	14A	10/01/97	\$6,734.97	\$6,734.97	03/17/1998
4007	345	1996-2	CHHS COOPER - #4007	Completed		09/01/97	\$76,600.00	\$76,600.00	03/17/1998
4008	344	1996-2	CHHS CAMPBELL - #4008	Completed		09/18/97	\$64,500.00	\$64,500.00	06/10/1998
4009	388	1996-1	CHAF - WTV - #4009	Completed		09/15/97	\$102,700.00	\$102,700.00	07/29/1998
4010	389	1996-1	CHAF - WTV - #4010	Completed		09/15/97	\$115,550.00	\$115,550.00	06/26/1998
4011	370	1996-1	CHAF - WTV - #4011	Completed		09/15/97	\$162,897.00	\$162,897.00	11/12/1998
4012	371	1996-1	CHAF - WTV - #4012	Completed		09/15/97	\$164,389.79	\$164,389.79	06/26/1998
4013	372	1996-1	CHAF - WTV - #4013	Completed		09/15/97	\$112,621.53	\$112,621.53	06/26/1998
4014	373	1996-1	CHAF - WTV - #4014	Completed		09/15/97	\$112,554.54	\$112,554.54	06/26/1998
4022	348	1996-5	LARGO - JOHNS - #4022	Completed		09/01/97	\$8,713.41	\$8,713.41	10/21/1997
4023	349	1996-5	LARGO - WOLFE - #4023	Completed		09/01/97	\$5,160.00	\$5,160.00	10/21/1997
4026	346	1996-5	LARGO - WILLETTS - #4026	Completed		09/01/97	\$8,590.00	\$8,590.00	10/21/1997
4027	347	1996-5	LARGO - DEYORD - #4027	Completed		09/01/96	\$6,665.00	\$6,665.00	10/21/1997
4036	352	1996-2	CHHS DAVIS - #4036	Completed		09/01/97	\$60,800.00	\$60,800.00	03/17/1998
4037	353	1996-2	CHHS HAMR - #4037	Completed		09/30/97	\$74,500.00	\$74,500.00	06/10/1998
4038	354	1996-2	CHHS MCARTER - #4038	Completed		09/30/97	\$71,300.00	\$71,300.00	06/10/1998
4041	351	1996-5	LARGO MARSH - #4041	Completed		09/30/97	\$8,875.00	\$8,875.00	11/21/1997
4042	397	1996-14	LP - BRYANT - #4042	Completed	14A	12/22/97	\$776.46	\$776.46	12/22/1997
4050	572	1998-1	RPI - LENTEN/CLARK - #4050	Completed	14B	10/01/98	\$32,600.00	\$32,600.00	06/03/1999
4051	576	1998-1	RPI - GRAHAM - #4051	Completed	14B	10/01/98	\$2,770.00	\$2,770.00	03/17/1999
4052	402	1996-14	LP - BERENSON - #4052	Completed	10	11/01/97	\$778.54	\$778.54	12/24/1997
4059	403	1996-14	LP - WELLS - #4059	Completed	14A	10/21/97	\$1,049.35	\$1,049.35	12/24/1997
414	406	1996-14	LP - RYBACK - #406	Completed	14A	12/29/97	\$2,766.00	\$2,766.00	01/12/1998
4077	322	1996-14	UL - LODGE - #4077	Completed	14A	12/29/97	\$19,410.00	\$19,410.00	02/18/1998
4081	438	1998-1	RPI - KRAUSE - #4081	Completed	14B	10/01/98	\$5,514.24	\$5,514.24	07/23/1999
4082	437	1997-10	LP - WOLFE - #4082	Completed	14B	10/01/97	\$100,000.00	\$100,000.00	04/29/1998
4083	422	1996-14	LP - CAPLINGER - #4083	Completed	14A	01/22/98	\$2,750.00	\$2,750.00	03/17/1998
4089	440	1997-9	LARGO - PICCOLI - #4089	Completed		10/01/97	\$10,000.00	\$10,000.00	04/29/1998
4108	439	1997-9	LARGO - NICHOLS - #4108	Completed		10/01/97	\$8,410.79	\$8,410.79	04/29/1998
4110	438	1997-9	LARGO - JONES - #4110	Completed		10/01/97	\$8,311.64	\$8,311.64	04/29/1998
4111	437	1997-9	LARGO - ROBBINS - #4111	Completed		10/01/97	\$7,454.40	\$7,454.40	04/29/1998
4124	434	1996-14	LP - BLACK - #4124	Completed	14A	03/20/98	\$2,750.00	\$2,750.00	04/29/1998
4134	580	1998-1	RPI - WANG - #4134	Completed	14B	10/01/98	\$44,400.00	\$44,400.00	03/17/1999
4143	436	1996-14	LP - BUCKLEY - #4143	Completed	14A	10/01/97	\$1,613.70	\$1,613.70	04/29/1998
4153	403	1996-14	LP - STEVENS - #4153	Completed	14A	10/01/97	\$3,555.38	\$3,555.38	06/03/1999
4148	579	1998-1	RPI - SAPOURN - #4148	Completed	14B	10/01/98	\$21,891.32	\$21,891.32	03/17/1999
4187	586	1998-1	UL - DEAN - #4187	Completed		10/01/98	\$20,997.85	\$20,997.85	05/26/1999
4238	574	1998-1	UL - BELLAN - #4238	Completed	14A	10/01/98	\$14,232.70	\$14,232.70	03/17/1999
4243	575	1998-1	RPI - BASTED - #4243	Completed	14A	10/01/98	\$4,346.48	\$4,346.48	03/17/1999
4244	605	1998-1	RPI - OLIVER - #4244	Completed	14A	10/01/98	\$9,000.00	\$9,000.00	05/26/1999
4259	606	1998-1	RPI - YOUNG - #4259	Completed	14B	10/01/98	\$4,800.00	\$4,800.00	05/26/1999
4262	507	1998-1	RPI - YOUNG - #4262	Completed	14B	10/01/98	\$3,650.00	\$3,650.00	05/26/1999
4262	577	1998-1	UL - HEDSON/SWEETLAND - #4262	Completed	14A	10/01/98	\$22,260.55	\$22,260.55	03/17/1999
4276	495	1996-14	LP - CLAUDE - #4276	Completed	14A	10/01/97	\$2,750.00	\$2,750.00	03/17/1999
4284	604	1998-1	RPI - DALRY - #4284	Completed	14A	10/01/98	\$4,700.00	\$4,700.00	05/26/1999
4294	494	1998-12	CHAF - WINDTREE VILLAGE - #4294	Completed		10/01/98	\$919,675.10	\$919,675.10	09/27/2000
4303	1074	2000-04	RPI - CARLAND - #4303	Completed		02/02/01	\$1,400.00	\$1,400.00	02/02/2001
4334	537	1998-13	DAL - ROUNDTREE - #4334	Completed	13	10/01/98	\$6,960.00	\$6,960.00	03/03/1999
4336	538	1998-13	BOLEY - SHADY PINE - #4336	Completed		10/01/98	\$16,000.00	\$16,000.00	03/03/1999
4347	548	1998-13	DAL - TILLOTSON - #4347	Completed	13	10/01/98	\$15,640.00	\$15,640.00	03/17/1999
4348	546	1998-13	DAL - HURSTON - #4348	Completed	13	10/01/98	\$6,300.00	\$6,300.00	03/17/1999
4343	542	1998-1	LP - COURT - #4343	Completed	14A	10/01/98	\$2,750.00	\$2,750.00	03/17/1999
4346	601	1998-1	LARGO - ADAMS - #4346	Completed		10/01/98	\$39,247.20	\$39,247.20	05/26/1999
4341	541	1998-1	LP - JONES - #4341	Completed	14A	10/01/98	\$2,750.00	\$2,750.00	03/17/1999
4344	540	1998-1	LP - FETTS - #4344	Completed	14A	10/01/98	\$2,750.00	\$2,750.00	03/17/1999
4348	549	1998-1	LP - FOLSON - #4348	Completed	14A	10/01/98	\$2,750.00	\$2,750.00	03/17/1999
4351	551	1998-1	LP - WICKLEY - #4351	Completed	14A	10/01/98	\$2,750.00	\$2,750.00	03/17/1999
4352	552	1998-1	LP - RUSSELL - #4352	Completed	14A	10/01/98	\$2,750.00	\$2,750.00	03/17/1999
4353	702	1998-1	RPI - ADAMSKY - #4353	Completed	14B	10/01/98	\$5,450.00	\$5,450.00	06/10/1999
4355	703	1998-1	RPI - STEVENS - #4355	Completed	14A	10/01/98	\$9,000.00	\$9,000.00	02/06/2000
4357	587	1998-1	LARGO - RYAN - #4357	Completed		10/01/98	\$10,000.00	\$10,000.00	03/17/1999
4358	709	1998-1	RPI - TOSIN - #4358	Completed	14B	10/01/98	\$25,500.00	\$25,500.00	09/27/2000
4368	568	1998-13	DAL - CAMPBELL - #4368	Completed	13	10/01/98	\$7,200.00	\$7,200.00	03/17/1999
4369	557	1998-1	LP - GUSTAFSON - #4369	Completed	14A	10/01/98	\$71,500.00	\$71,500.00	03/17/1999
4370	569	1998-13	DAL - JOHNSON - #4370	Completed	13	10/01/98	\$7,650.00	\$7,650.00	03/17/1999
4371	568	1998-1	LP - TAYLOR - #4371	Completed	14A	10/01/98	\$908.54	\$908.54	03/17/1999
4372	559	1998-1	LP - PERRY - #4372	Completed	14A	10/01/98	\$908.54	\$908.54	03/17/1999
4373	558	1998-1	LP - MARQUEZ - #4373	Completed	14A	10/01/98	\$908.54	\$908.54	03/17/1999
4377	570	1998-13	DAL - TREYND - #4377	Completed	13	10/01/98	\$3,300.00	\$3,300.00	03/17/1999
4378	754	1999-1	RPI - WINTERHURST STEVENS - #4378	Completed		10/01/99	\$23,000.00	\$23,000.00	04/1/2000
4380	564	1998-1	LP - MOUNTS - #4380	Completed	14A	10/01/98	\$722.84	\$722.84	03/17/1999
4381	566	1998-1	LP - RYDER - #4381	Completed	14A	10/01/98	\$2,475.00	\$2,475.00	03/17/1999
4382	562	1998-1	LP - ALEXANDER - #4382	Completed	14A	10/01/98	\$908.54	\$908.54	03/17/1999
4383	563	1998-1	LP - MCKINNEY - #4383	Completed	14A	10/01/98	\$12,120.00	\$12,120.00	03/17/1999
4387	571	1998-1	LP - SMITH - #4387	Completed	14A	10/01/98	\$85.70	\$85.70	03/17/1999
4388	588	1998-1	LP - RICHARDSON - #4388	Completed	14A	10/01/98	\$2,750.00	\$2,750.00	05/26/1999
4391	593	1998-13	DAL - VELAZQUEZ - #4391	Completed	13	10/01/98	\$8,450.00	\$8,450.00	05/26/1999
4392	591	1998-13	DAL - GABRIEL - #4392	Completed	13	10/01/98	\$8,257.00	\$8,257.00	05/26/1999
4401	592	1998-13	DAL - MARTIN - #4401	Completed	13	10/01/98	\$9,200.00	\$9,200.00	05/26/1999
4402	595	1998-13	DAL - VEBB - #4402	Completed	13	10/01/98	\$8,650.00	\$8,650.00	05/26/1999
4403	594	1998-13	DAL - FOCACOVICH - #4403	Completed	13	10/01/98	\$3,000.00	\$3,000.00	05/26/1999
4405	600	1998-13	DAL - MCGRADIE - #4405	Completed		10/01/98	\$16,844.53	\$16,844.53	07/23/1999
4406	596	1998-13	DAL - BARRETT - #4406	Completed	13	10/01/98	\$8,200.00	\$8,200.00	05/26/1999
4409	704	1998-1	LP - MARSHALL - #4409	Completed	14A	10/01/98	\$26,044.30	\$26,044.30	09/17/1999
4410	602	1998-13	LARGO - LEACH - #4410	Completed		10/01/98	\$8,290.00	\$8,290.00	05/26/1999
4414	603	1998-12	LARGO - 25 BELLEMEADE - #4414	Completed		10/01/98	\$12,500.00	\$12,500.00	05/26/1999
4415	681	1998-1	LARGO - CLAYTON - #4415	Completed		10/01/98	\$22,522.32	\$22,522.32	07/23/1999
4416	641	1998-1	RPI - ROBBIE - #4416	Completed	14B	10/01/98	\$7,000.00	\$7,000.00	02/06/2000
4418	648	1998-13	LARGO - TAYLOR - #4418	Completed		10/01/98	\$9,401.00	\$9,401.00	06/03/1999
4419	621	1998-1	LP - BEAL - #4419	Completed	14A	10/01/98	\$34,725.45	\$34,725.45	06/03/1999
4420	617	1998-13	DAL - SMITH - #4420	Completed	13	10/01/98	\$9,500.00	\$9,500.00	06/03/1999
4421	612	1998-1	LP - DENFORD - #4421	Completed	14A	10/01/98	\$2,750.00	\$2,750.00	06/03/1999
4									

U.S. DEPARTMENT OF HOUSING AND URBAN DEVELOPMENT
OFFICE OF COMMUNITY PLANNING AND DEVELOPMENT
PR08 - Grantee
Summary Activity Report

DATE: 12/28/2015

TIME: 5:10:39 PM

PAGE: 5/18

IDIS

Grantee Activity Number	DBS Activity ID	Pgm Yr	Activity Name	Act Stat	Matrix Code	Initial Funding Date	Funded Amount	Drawn Amount	Date of Last Draw
4987	663	1998-13	DAL - STEWART - #4987	Completed	13	10/01/98	\$7,200.00	\$7,200.00	07/23/1999
4988	664	1998-13	DAL - VIGER - #4988	Completed	13	10/01/98	\$3,000.00	\$3,000.00	07/23/1999
4996	669	1998-13	DAL - ECKLEY - #4996	Completed	13	10/01/98	\$10,070.00	\$10,070.00	07/23/1999
4998	676	1998-13	DAL - RUPPAL - #4998	Completed	13	10/01/98	\$8,150.00	\$8,150.00	07/23/1999
4997	672	1998-13	DAL - RAMIREZ - #4997	Completed	13	10/01/98	\$4,200.00	\$4,200.00	07/23/1999
4998	673	1998-13	DAL - ROBERTSON - #4998	Completed	13	10/01/98	\$9,611.00	\$9,611.00	07/23/1999
4999	671	1998-13	DAL - MORGAN - #4999	Completed	13	10/01/98	\$8,165.00	\$8,165.00	07/23/1999
5000	670	1998-13	DAL - FISHER - #5000	Completed	13	10/01/98	\$7,200.00	\$7,200.00	07/23/1999
5002	674	1998-13	DAL - CONEJICO - #5002	Completed	13	10/01/98	\$6,450.00	\$6,450.00	07/23/1999
5003	677	1998-13	DAL - VANDYKE - #5003	Completed	13	10/01/98	\$7,900.00	\$7,900.00	07/23/1999
5008	675	1998-13	DAL - GREEN - #5008	Completed	13	10/01/98	\$11,650.00	\$11,650.00	07/23/1999
5009	679	1998-13	DAL - WINTERS - #5009	Completed	13	10/01/98	\$8,190.00	\$8,190.00	07/23/1999
5010	693	1998-11	RPI - DIXON - #5010	Completed	14B	10/01/98	\$18,000.00	\$18,000.00	04/11/2000
5011	678	1998-13	DAL - BRADY - #5011	Completed	13	10/01/98	\$8,400.00	\$8,400.00	07/23/1999
5012	1007	1994-1	QAK TRACE	Completed	082995	\$1,248,633.87	\$1,248,633.87	07/13/2000	
5015	695	1998-11	RPI - O'CONNOR - #5015	Completed	14A	10/01/98	\$9,000.00	\$9,000.00	04/11/2000
5014	688	1998-11	RPI - KESTER - #5014	Completed	14A	10/01/98	\$2,000.00	\$2,000.00	02/08/2000
5015	689	1998-13	DAL - SWINNEY - #5015	Completed	13	10/01/98	\$7,880.00	\$7,880.00	08/17/1999
5018	710	1998-11	RPI - CAREY - #5018	Completed	14A	10/01/98	\$5,000.00	\$5,000.00	09/27/2000
5019	719	1998-13	LARGO - SMITH - #5019	Completed	100198	\$8,830.00	\$8,830.00	09/28/1999	
5020	720	1998-13	LARGO - TRUEN - #5020	Completed	100198	\$7,650.00	\$7,650.00	09/28/1999	
5021	717	1998-13	LARGO - FINCHAM - #5021	Completed	100198	\$6,883.00	\$6,883.00	09/28/1999	
5022	718	1998-13	LARGO - BLER - #5022	Completed	100198	\$9,384.00	\$9,384.00	09/28/1999	
5023	718	1998-13	LARGO - KENNEDY - #5023	Completed	100198	\$10,000.00	\$10,000.00	09/28/1999	
5026	721	1998-13	LARGO - STOCK - #5026	Completed	100198	\$5,735.45	\$5,735.45	09/28/1999	
5040	699	1998-11	RPI - SAPOURIN - #5040	Completed	14B	10/01/98	\$9,108.84	\$9,108.84	04/11/2000
5049	700	1998-11	LP - ROOS - #5049	Completed	14A	10/01/98	\$889.64	\$889.64	08/17/1999
5051	744	1999-1	RPI - LEPORE - #5051	Completed	14A	10/01/98	\$8,000.00	\$8,000.00	03/08/2000
5052	708	1998-11	LP - TODD - #5052	Completed	14A	10/01/98	\$2,145.00	\$2,145.00	09/28/1999
5060	1069	1999-1	RPI - DAY - #5060	Completed	14A	07/17/01	\$9,000.00	\$9,000.00	01/25/2001
5060	724	1998-13	LARGO - WOODS - #5060	Completed	100198	\$7,980.00	\$7,980.00	09/28/1999	
5061	723	1998-13	LARGO - WARREN - #5061	Completed	100198	\$8,177.00	\$8,177.00	09/28/1999	
5062	722	1998-13	LARGO - PARKER - #5062	Completed	100198	\$10,000.00	\$10,000.00	09/28/1999	
5065	715	1998-13	DAL - RICKERSON - #5065	Completed	13	10/01/98	\$8,360.00	\$8,360.00	09/28/1999
5066	711	1998-11	LP - DENSON - #5066	Completed	14A	10/01/98	\$722.64	\$722.64	09/28/1999
5069	713	1998-11	LP - NEWMAN - #5069	Completed	14A	10/01/98	\$722.64	\$722.64	09/28/1999
5070	714	1998-13	DAL - NOBLE - #5070	Completed	13	10/01/98	\$10,000.00	\$10,000.00	09/28/1999
5072	712	1998-11	LP - MOORE - #5072	Completed	14A	10/01/98	\$722.64	\$722.64	09/28/1999
5073	643	1998-11	RPI - CHANG - #5073	Completed	14B	10/01/98	\$18,000.00	\$18,000.00	11/14/2000
5074	740	1998-13	DAL - SCHNEIDER - #5074	Completed	13	10/01/98	\$6,300.00	\$6,300.00	11/13/1999
5076	741	1998-13	DAL - TELLIS - #5076	Completed	13	10/01/98	\$7,300.00	\$7,300.00	11/13/1999
5076	742	1998-13	DAL - SMITH - #5076	Completed	13	10/01/98	\$11,100.00	\$11,100.00	11/13/1999
5077	713	1998-13	DAL - HINESTADT - #5077	Completed	13	10/01/98	\$5,700.00	\$5,700.00	11/13/1999
5079	725	1998-13	DAL - KING - #5079	Completed	13	10/01/98	\$3,300.00	\$3,300.00	11/13/1999
5081	743	1998-13	DAL - ALEXANDER - #5081	Completed	13	10/01/98	\$5,600.00	\$5,600.00	11/13/1999
5083	730	1998-11	LP - SWARTZ - #5083	Completed	14A	10/01/98	\$722.64	\$722.64	11/13/1999
5084	738	1998-11	LP - JONES - #5084	Completed	14A	10/01/98	\$918.34	\$918.34	11/13/1999
5085	729	1998-11	LP - MOORE - #5085	Completed	14A	10/01/98	\$2,750.00	\$2,750.00	11/13/1999
5086	727	1998-11	LP - HERTZBERG - #5086	Completed	14A	10/01/98	\$722.64	\$722.64	11/13/1999
5087	728	1998-11	LP - MEIK - #5087	Completed	14A	10/01/98	\$2,780.00	\$2,780.00	11/13/1999
5089	745	1999-1	DAL - SUNSERI - #5089	Completed	13	10/01/99	\$11,100.00	\$11,100.00	04/11/2000
5090	5102	1999-3	LARGO - WATKINS - #5102	Completed	100199	\$9,375.00	\$9,375.00	02/08/2000	
5103	584	1999-1	LARGO - JONES - #5103	Completed	07/07/00	\$24,701.30	\$24,701.30	07/13/2000	
5104	748	1999-1	DAL - HENRY - #5104	Completed	13	10/01/99	\$9,300.00	\$9,300.00	02/08/2000
5105	770	1999-3	LARGO - ANDERSON - #5105	Completed	100199	\$9,700.00	\$9,700.00	02/08/2000	
5106	753	1999-3	DAL - HAYES - #5106	Completed	13	10/01/99	\$6,600.00	\$6,600.00	02/08/2000
5107	776	1999-1	DAL - HAGEN - #5107	Completed	100199	\$8,500.00	\$8,500.00	02/08/2000	
5110	772	1999-3	DAL - CATO - #5110	Completed	100199	\$6,900.00	\$6,900.00	02/08/2000	
5112	775	1999-3	DAL - LONEY - #5112	Completed	100199	\$4,075.00	\$4,075.00	02/08/2000	
5117	749	1999-1	LP - MEYERS - #5117	Completed	14A	10/01/98	\$2,750.00	\$2,750.00	02/08/2000
5118	758	1999-1	RPI - SAMPY - #5118	Completed	14A	10/01/99	\$5,500.00	\$5,500.00	10/03/2001
5119	756	1999-1	RPI - BRENNER - #5119	Completed	14A	10/01/99	\$7,000.00	\$7,000.00	04/11/2000
5123	778	1999-1	DAL - KELLY - #5123	Completed	100199	\$10,298.88	\$10,298.88	07/13/2000	
5124	777	1999-1	DAL - KODOROSKI - #5124	Completed	100199	\$12,580.00	\$12,580.00	02/08/2000	
5125	779	1999-3	DAL - SPANNKRIEHL - #5125	Completed	100199	\$12,500.00	\$12,500.00	02/08/2000	
5128	802	1999-1	LARGO - REINEZ - #5128	Completed	07/07/00	\$19,268.85	\$19,268.85	04/11/2000	
5129	883	1999-1	LARGO - HAMMOUL - #5129	Completed	07/07/00	\$10,607.65	\$10,607.65	07/13/2000	
5160	761	1999-1	RPI - ENRIGHT - #5160	Completed	14B	10/01/99	\$10,800.00	\$10,800.00	04/11/2000
5161	773	1999-1	DAL - GREEN - #5161	Completed	100199	\$7,450.00	\$7,450.00	02/08/2000	
5163	758	1999-1	LP - ST PIERRE - #5163	Completed	14A	10/01/98	\$722.64	\$722.64	02/08/2000
5164	760	1999-1	DAL - BLAIR - #5164	Completed	100199	\$11,100.00	\$11,100.00	02/08/2000	
5166	771	1999-3	LARGO - VOYTAS - #5166	Completed	100199	\$9,170.00	\$9,170.00	02/08/2000	
5167	762	1999-1	LP - RODRIGUEZ - #5167	Completed	14A	10/01/99	\$722.64	\$722.64	02/08/2000
5171	782	1999-1	DAL - HAMILTON - #5171	Completed	100199	\$13,450.00	\$13,450.00	02/08/2000	
5172	781	1999-3	DAL - GOMEZ - #5172	Completed	100199	\$9,117.00	\$9,117.00	02/08/2000	
5173	783	1999-3	DAL - MARGONCZAK - #5173	Completed	100199	\$9,375.00	\$9,375.00	02/08/2000	
5174	764	1999-1	LP - ORR - #5174	Completed	14A	10/01/99	\$725.00	\$725.00	02/08/2000
5175	5179	1999-1	LP - ALEXANDER - #5175	Completed	14A	10/01/99	\$875.00	\$875.00	02/08/2000
5181	784	1999-3	DAL - HUAI - #5181	Completed	100199	\$3,000.00	\$3,000.00	02/08/2000	
5182	785	1999-3	DAL - KOCHETTE - #5182	Completed	100199	\$10,070.00	\$10,070.00	02/08/2000	
5183	774	1999-1	DAL - NEUM - #5183	Completed	100199	\$7,600.00	\$7,600.00	02/08/2000	
5184	793	1999-1	LP - WILSON - #5184	Completed	14A	04/06/00	\$2,062.50	\$2,062.50	04/11/2000
5185	791	1999-1	LP - JAKERS - #5185	Completed	14A	04/06/00	\$1,980.00	\$1,980.00	04/11/2000
5186	792	1999-1	LP - BURMBLOW - #5186	Completed	14A	04/06/00	\$1,881.00	\$1,881.00	04/11/2000
5187	818	1999-3	DAL - NEVES - #5187	Completed	04/07/00	\$4,185.00	\$4,185.00	04/11/2000	
5188	818	1999-3	DAL - KOPALAC - #5188	Completed	04/07/00	\$6,865.00	\$6,865.00	04/11/2000	
5189	821	1999-3	DAL - DANNE - #5189	Completed	04/07/00	\$7,450.00	\$7,450.00	04/11/2000	
5190	817	1999-3	DAL - CONNERS - #5190	Completed	04/07/00	\$9,790.00	\$9,790.00	04/11/2000	
5191	820	1999-3	DAL - FEMERTON - #5191	Completed	04/07/00	\$2,075.00	\$2,075.00	04/11/2000	
5192	826	1999-3	LARGO - BATMAN - #5192	Completed	04/07/00	\$10,000.00	\$10,000.00	04/11/2000	
5193	798	1999-1	LP - KOWALSKI - #5193	Completed	14A	04/06/00	\$2,744.50	\$2,744.50	04/11/2000
5195	825	1999-3	DAL - KARET - #5195	Completed	04/07/00	\$10,500.00	\$10,500.00	04/11/2000	
5197	827	1999-1	LARGO - SIRONI - #5197	Completed	04/07/00	\$28,181.15	\$28,181.15	04/11/2000	
5198	888	1999-1	LARGO - CRESCO - #5198	Completed	07/07/00	\$14,163.71	\$14,163.71	07/13/2000	
5199	798	1999-1	LP - DICKY - #5199	Completed	14A	04/06/00	\$900.00	\$900.00	04/11/2000
5200	797	1999-1	LP - CYPOTH - #5200	Completed	14A	04/06/00	\$1,425.00	\$1,425.00	04/11/2000
5201	946	1999-1	RPI - ENRIGHT - #5201	Cancelled	14B	09/25/00	\$0.00	\$0.00	
5205	985	1999-1	RPI - ENRIGHT - #5205	Completed	14B	11/11/00	\$11,500.00	\$11,500.00	11/14/2000
5209	827	1999-3	DAL - SALBA - #5209	Completed	04/07/00	\$7,700.00	\$7,700.00	04/11/2000	
5217	1141	2000-10	TRICC - MACHON - #5217	Completed	062601	\$3,940.00	\$3,940.00	06/28/2001	
5239	804	1997-12	HED - MOORE - #5239	Completed	10B	04/06/00	\$40,000.00	\$40,000.00	04/11/2000
5213	803	1999-1	LP - ZUCKERMAN - #5213	Completed	14A	04/06/00	\$2,744.50	\$2,744.50	07/13/2000
5214	947	1999-1	RPI - SAPOURIN - #5214	Completed	14B	09/25/00	\$8,400.00	\$8,400.00	11/14/2000
5215	805	1999-1	LP - JENSEN - #5215	Completed	14A	06/27/00	\$3,898.10	\$3,898.10	07/13/2000
5222	828	1999-1	DAL - KOLLINGER - #5222	Completed	04/07/00	\$5,380.00	\$5,380.00	04/11/2000	
5223	829	1999-1	DAL - VERGARA - #5223	Completed	04/07/00	\$5,807.00	\$5,807.00	04/11/2000	
5224	831	1999-3	DAL - QUINN - #5224	Completed	04/07/00	\$7,700.00	\$7,700.00	04/11/2000	
5227	803	1							

U.S. DEPARTMENT OF HOUSING AND URBAN DEVELOPMENT
OFFICE OF COMMUNITY PLANNING AND DEVELOPMENT
PR08 - Grantee
Summary Activity Report

DATE: 12/28/2015
TIME: 5:10:39 PM
PAGE: 6/18

IDIS

Grantee Activity Number	IDIS Activity ID	Pgm Yr	Activity Name	Act Stat	Matrix Code	Initial Funding Date	Funded Amount	Drawn Amount	Date of Last Draw
5297	862	1999	LP - COVENS - #5287	Completed	14A	06/28/00	\$672.95	\$672.95	07/13/2000
5298	863	1999	LP - COLLIER - #5288	Completed	14A	06/28/00	\$672.95	\$672.95	07/13/2000
5299	917	1999	LARGO - KESSING - #5290	Completed	07/24/00	\$8,650.00	\$8,650.00	07/29/2000	
5300	548	1999	LARGO - BRAY - #5291	Completed	14B	06/28/00	\$17,680.00	\$17,680.00	09/27/2000
5301	865	1999	RPI - WINDON - #5296	Completed	14B	06/28/00	\$4,460.00	\$4,460.00	07/13/2000
5302	928	1999	LP - REYES - #5297	Completed	14A	09/25/00	\$3,891.10	\$3,891.10	09/27/2000
5303	927	1999	LP - CLARK - #5298	Completed	14A	09/25/00	\$3,891.10	\$3,891.10	09/27/2000
5304	928	1999	LP - GREEN - #5299	Completed	14A	09/25/00	\$3,891.10	\$3,891.10	09/27/2000
5305	930	1999	LP - MILLER - #5300	Completed	14A	09/25/00	\$3,891.10	\$3,891.10	09/27/2000
5306	906	1999	DAL - LITTLE - #5301	Completed	07/19/00	\$7,700.00	\$7,700.00	07/13/2000	
5307	878	1999	LP - HEDSON - #5302	Completed	14A	07/06/00	\$1,525.00	\$1,525.00	07/13/2000
5308	905	1999	DAL - GOULD - #5303	Completed	07/10/00	\$7,700.00	\$7,700.00	07/13/2000	
5309	907	1999	DAL - SCHRAMK - #5304	Completed	07/10/00	\$7,700.00	\$7,700.00	07/13/2000	
5310	894	1999	DAL - ELLIOTT - #5305	Completed	07/10/00	\$7,700.00	\$7,700.00	07/13/2000	
5311	1139	2000-04	RPI - HOLSTEIN - #5310	Completed	14B	06/26/01	\$0.00	\$0.00	10/03/2001
5312	880	1999	LP - BROWNING - #5311	Completed	14A	07/06/00	\$1,600.00	\$1,600.00	07/13/2000
5313	908	1999	DAL - DAVIS - #5312	Completed	07/10/00	\$7,700.00	\$7,700.00	07/13/2000	
5314	909	1999	DAL - MARTINEZ - #5313	Completed	07/10/00	\$7,700.00	\$7,700.00	07/13/2000	
5315	912	1999	LP - DOWNIE - #5315	Completed	14A	07/21/00	\$2,420.00	\$2,420.00	07/29/2000
5316	913	1999	LP - WEBER - #5316	Completed	14A	07/21/00	\$1,035.00	\$1,035.00	07/29/2000
5317	986	1999	LARGO - WALKER - #5317	Completed	01/12/01	\$77,666.64	\$77,666.64	01/19/2001	
5318	911	1999	LP - BRITSON - #5318	Completed	14A	07/21/00	\$750.00	\$750.00	07/29/2000
5322	915	1999	LP - ROBERTSON - #5322	Completed	14A	07/24/00	\$672.95	\$672.95	07/29/2000
5324	920	1999	DAL - HOLMES - #5324	Completed	07/28/00	\$8,700.00	\$8,700.00	07/29/2000	
5325	921	1999	DAL - BARNEY - #5325	Completed	07/28/00	\$7,700.00	\$7,700.00	07/29/2000	
5327	925	1999	LP - DYKE - #5327	Completed	14A	09/25/00	\$777.50	\$777.50	09/27/2000
5328	914	1999	LP - MADYAR - #5328	Completed	14A	07/24/00	\$2,700.00	\$2,700.00	07/29/2000
5331	1054	1999	RPI - STANO - #5331	Completed	14B	01/17/01	\$24,000.00	\$24,000.00	01/25/2001
5334	983	1999	RPI - COPPOLA - #5334	Completed	14A	11/11/00	\$2,757.30	\$2,757.30	11/14/2000
5335	936	1999	LP - GARCIA - #5335	Completed	14A	09/25/00	\$13,343.75	\$13,343.75	09/27/2000
5336	984	1999	LP - DAVIS - #5336	Completed	14A	11/11/00	\$25,014.45	\$25,014.45	11/14/2000
5337	948	1999	LARGO - CLARK - #5337	Completed	06/26/00	\$13,689.02	\$13,689.02	06/27/2000	
5339	950	1999	DAL - CARRN - #5339	Completed	09/26/00	\$3,700.00	\$3,700.00	09/27/2000	
5340	1347	1999	RPI - AFFORDABLE HOUSING - #5340	Completed	14B	04/28/01	\$63,473.00	\$63,473.00	06/04/2002
5341	1117	2000-04	RPI - AFFORDABLE HSG. INC. - #5340	Completed	14B	04/28/01	\$62,740.33	\$62,740.33	10/03/2001
5341	951	1999	LARGO - DUBE - #5341	Completed	09/26/00	\$4,975.00	\$4,975.00	09/27/2000	
5342	852	1999	LARGO - RAY - #5342	Completed	09/26/00	\$7,500.00	\$7,500.00	09/27/2000	
5343	963	1999	LARGO - ALSTIN - #5343	Completed	09/26/00	\$7,700.00	\$7,700.00	09/27/2000	
5344	954	1999	LARGO - REED - #5344	Completed	09/26/00	\$7,350.00	\$7,350.00	09/27/2000	
5345	1237	2001-08	CD01RPI - GRANESE - HOUSING PRESERVATION	Completed	14B	12/26/01	\$5,500.00	\$5,500.00	12/26/2001
5346	1052	1999	LP - MOODY - #5346	Completed	14A	01/17/01	\$28,084.41	\$28,084.41	01/25/2001
5347	1033	1999	LP - BOLGAR - #5347	Completed	14A	01/16/01	\$36,303.14	\$36,303.14	01/25/2001
5348	932	1999	LP - HEATHER - #5348	Completed	14A	09/25/00	\$672.95	\$672.95	09/27/2000
5349	933	1999	LP - JONES - #5349	Completed	14A	09/25/00	\$2,704.90	\$2,704.90	09/27/2000
5350	931	1999	LP - BLUBANK - #5350	Completed	14A	09/25/00	\$2,700.00	\$2,700.00	09/27/2000
5351	955	1999	DAL - CUNNINGHAM - #5352	Completed	09/26/00	\$7,700.00	\$7,700.00	09/27/2000	
5353	956	1999	DAL - RYAN - #5353	Completed	09/26/00	\$7,285.00	\$7,285.00	09/27/2000	
5354	957	1999	DAL - ZOROVSKI - #5354	Completed	09/26/00	\$7,700.00	\$7,700.00	09/27/2000	
5355	958	1999	DAL - SCHWARTZ - #5355	Completed	09/26/00	\$7,700.00	\$7,700.00	09/27/2000	
5356	959	1999	DAL - EARLEY - #5356	Completed	09/26/00	\$7,700.00	\$7,700.00	09/27/2000	
5357	1340	1999	RPI - WALLACE - #5357	Completed	14B	06/06/02	\$56,000.00	\$56,000.00	06/04/2002
5358	958	1999	LP - KOMINSKI - #5358	Completed	14A	09/25/00	\$642.92	\$642.92	09/27/2000
5359	1094	2000-04	RPI - SPENCER - #5359	Completed	14B	03/22/01	\$27,000.00	\$27,000.00	03/24/2001
5361	945	1999	LP - CLINTON - #5361	Completed	14A	09/25/00	\$3,850.00	\$3,850.00	09/27/2000
5363	960	1999	DAL - FERRAND - #5365	Completed	09/26/00	\$7,700.00	\$7,700.00	09/27/2000	
5364	1050	1999	LP - FERNANDEZ - #5366	Completed	14A	01/17/01	\$25,251.95	\$25,251.95	01/25/2001
5367	1053	1999	LP - RIVERA - #5367	Completed	14A	01/17/01	\$32,685.27	\$32,685.27	01/25/2001
5368	961	1999	DAL - BURGERMAN - #5368	Completed	09/26/00	\$7,700.00	\$7,700.00	09/27/2000	
5369	943	1999	LP - MILLER - #5369	Completed	14A	09/25/00	\$2,748.90	\$2,748.90	09/27/2000
5370	1093	1999	DAL - HOUSE - #5370	Completed	09/26/00	\$7,550.00	\$7,550.00	09/27/2000	
5371	944	1999	LP - ETEN - #5371	Completed	14A	09/25/00	\$642.92	\$642.92	09/27/2000
5372	942	1999	LP - FORD - #5372	Completed	14A	09/25/00	\$2,685.10	\$2,685.10	09/27/2000
5373	1480	2002-01	CD00RPI - VAUGHAN - HOUSING PRESERVATION	Completed	14B	01/15/03	\$8,400.00	\$8,400.00	01/15/2003
5374	963	1999	DAL - HOOKER - #5374	Completed	09/26/00	\$7,700.00	\$7,700.00	09/27/2000	
5375	5376	1999	LP - MONTI - #5376	Completed	14A	01/17/01	\$29,965.80	\$29,965.80	01/25/2001
5378	964	1999	LARGO - FEDUCCIA - #5378	Completed	09/26/00	\$7,700.00	\$7,700.00	09/27/2000	
5381	965	1999	DAL - JONES - #5381	Completed	09/26/00	\$7,700.00	\$7,700.00	09/27/2000	
5382	966	1999	DAL - NEAL - #5382	Completed	09/26/00	\$7,700.00	\$7,700.00	09/27/2000	
5383	1120	1999	RPI - EAH LC - #5383	Completed	14B	04/28/01	\$17,800.00	\$17,800.00	10/03/2001
5384	1121	1999	RPI - EAH LC - #5384	Completed	14B	04/28/01	\$14,500.00	\$14,500.00	10/03/2001
5386	978	1999	LARGO - FARBO - #5386	Completed	11/10/00	\$7,700.00	\$7,700.00	11/14/2000	
5387	977	1999	LARGO - VAN DENTENBERG - #5387	Completed	11/10/00	\$8,400.00	\$8,400.00	11/14/2000	
5388	979	1999	LARGO - CONNER - #5388	Completed	11/10/00	\$7,380.00	\$7,380.00	11/14/2000	
5389	967	1999	DAL - FALCON - #5389	Completed	09/26/00	\$7,700.00	\$7,700.00	09/27/2000	
5391	1090	2000-04	RPI - BRAND - #5391	Completed	14B	03/22/01	\$6,600.00	\$6,600.00	03/24/2001
5393	1070	1999	LARGO - MANDU COURT	Completed	01/19/01	\$1,800.00	\$1,800.00	03/24/2001	
5395	979	1999	DAL - NEWMY - #5394	Completed	14A	11/10/00	\$4,380.00	\$4,380.00	11/14/2000
5396	975	1999	DAL - MOORE - #5395	Completed	11/10/00	\$7,700.00	\$7,700.00	11/14/2000	
5397	1048	1999	LP - BROWN - #5397	Completed	14A	01/17/01	\$23,745.75	\$23,745.75	01/25/2001
5398	981	1999	DAL - JACKSON - #5398	Completed	11/10/00	\$7,700.00	\$7,700.00	11/14/2000	
5401	980	1999	DAL - RIVERA - #5401	Completed	11/10/00	\$7,700.00	\$7,700.00	11/14/2000	
5402	982	1999	DAL - COONAN - #5402	Completed	11/10/00	\$7,700.00	\$7,700.00	11/14/2000	
5403	990	2000-05	TBCCD - CONLEY - #5405	Completed	01/18/01	\$7,700.00	\$7,700.00	01/19/2001	
5410	991	2000-05	TBCCD - MANKOFF - #5410	Completed	01/18/01	\$7,700.00	\$7,700.00	01/19/2001	
5413	1075	2000-04	TBCCD - BARNARD - #5413	Completed	02/26/01	\$14,811.72	\$14,811.72	02/28/2001	
5414	1090	2000-04	TBCCD - TENDERO - #5413	Completed	03/27/01	\$10,600.00	\$10,600.00	05/01/2001	
5415	992	2000-05	TBCCD - HAYES - #5415	Completed	01/18/01	\$7,700.00	\$7,700.00	01/19/2001	
5416	1028	1999	LP - CONNORS - #5416	Completed	14A	01/18/01	\$2,750.00	\$2,750.00	01/19/2001
5421	1064	2000-04	RPI - MORIN - #5421	Completed	01/17/01	\$42,500.00	\$42,500.00	01/19/2001	
5422	1066	2000-04	RPI - WILHELM - #5422	Completed	01/17/01	\$42,500.00	\$42,500.00	01/19/2001	
5423	1030	1999	LP - TUDOR - #5423	Completed	01/16/01	\$925.00	\$925.00	01/19/2001	
5424	1027	1999	LP - ALISON - #5424	Completed	01/16/01	\$925.00	\$925.00	01/19/2001	
5425	1029	1999	LP - SHEARER - #5425	Completed	01/16/01	\$925.00	\$925.00	01/19/2001	
5429	993	2000-05	TBCCD - WEIDENBERG - #5429	Completed	01/18/01	\$3,340.00	\$3,340.00	01/19/2001	
5430	994	2000-05	TBCCD - BANFIELD - #5430	Completed	01/18/01	\$7,400.00	\$7,400.00	01/19/2001	
5432	995	2000-05	TBCCD - GRADHECK - #5432	Completed	01/18/01	\$7,700.00	\$7,700.00	01/19/2001	
5434	996	2000-05	TBCCD - MEAGHER - #5434	Completed	01/18/01	\$11,416.90	\$11,416.90	01/19/2001	
5437	1031	1999	LP - TORRES - #5437	Completed	14A	01/16/01	\$925.00	\$925.00	01/19/2001
5438	1041	1999	LP - DAVIS - #5438	Completed	14A	01/16/01	\$1,732.50	\$1,732.50	01/19/2001
5439	1038	1999	LP - BATTLES - #5439	Completed	14A	01/16/01	\$1,732.50	\$1,732.50	01/19/2001
5440	1044	1999	LP - SCOTT - #5440	Completed	14A	01/16/01	\$925.00	\$925.00	01/19/2001
5441	1039	1999	LP - CLARK - #5441	Completed	14A	01/16/01	\$925.00	\$925.00	01/19/2001
5442	1040	1999	LP - CRENSHAW - #5442	Completed	14A	01/16/01	\$925.00	\$925.00	01/19/2001
5443	1042	1999	LP - MADRICK - #5443	Completed	14A	01/16/01	\$925.00	\$925.00	01/19/2001
5444	1043	1999	LP - RITCH - #5444	Completed	14A	01/16/01	\$925.00	\$925.00	01/19/2001
5445	1045	1999	LP - SHEARER - #5445	Completed	14A	01/16/01	\$925.00	\$925.00	01/19/2001
5446	1032	1999	LP - VOK - #5446	Completed	14A	01/16/01	\$925.00	\$925.00	01/19/2001
5448	1065	2000-04	RPI - PATE - #5448	Completed	01/17/01	\$40,000.00	\$40,000.00	01/19/2001	
5449	1067	2000-04	RPI - BENTON - #5449	Completed	01/17/01	\$40,000.00	\$40,000.00	01/19/2001	
5450	1068	2000-04</							

U.S. DEPARTMENT OF HOUSING AND URBAN DEVELOPMENT
OFFICE OF COMMUNITY PLANNING AND DEVELOPMENT
PR08 - Grantee
Summary Activity Report

DATE: 12/28/2015

TIME: 5:10:39 PM

PAGE: 7/18

IDIS

Grantee Activity Number	IDIS Activity ID	Pgm Yr	Activity Name	Act Sta	Matrix Code	Initial Funding Date	Funded Amount	Drawn Amount	Last Draw Date
5520	1079	2000-55	TEBCC - POUNTNEY - #5520	Completed		03/22/01	\$7,700.00	\$7,700.00	03/24/2001
5524	1086	2000-55	TEBCC - BELL - #5524	Completed		03/22/01	\$7,700.00	\$7,700.00	05/01/2001
5526	1116	2000-55	LARGO - SHOOK - #5526	Completed		04/28/01	\$7,700.00	\$7,700.00	05/01/2001
5529	1090	2000-55	TEBCC - CLARK - #5529	Completed		03/16/01	\$7,700.00	\$7,700.00	05/01/2001
5533	1102	2000-55	TEBCC - ZUFALL - #5533	Completed		03/29/01	\$7,700.00	\$7,700.00	05/01/2001
5534	1108	2000-55	TEBCC - CONRAD - #5534	Completed		04/24/01	\$7,700.00	\$7,700.00	05/01/2001
5542	1107	2000-55	RP - KELLY - #5542	Completed		04/24/01	\$7,000.00	\$7,000.00	05/01/2001
5543	1108	2000-55	TEBCC - DUFFY - #5543	Completed		04/21/01	\$7,612.00	\$7,612.00	05/01/2001
5547	1100	2000-55	PAL - OVERMILLER - #5547	Completed		04/24/01	\$34,940.00	\$34,940.00	05/01/2001
5548	1104	2000-55	TEBCC - HUNTINGTON - #5548	Completed		04/21/01	\$7,700.00	\$7,700.00	05/01/2001
5549	1110	2000-55	TEBCC - BRUNER - #5549	Completed		04/24/01	\$7,700.00	\$7,700.00	05/01/2001
5550	1105	2000-55	TEBCC - SLANEY - #5550	Completed		04/21/01	\$5,700.00	\$5,700.00	05/01/2001
5554	1101	2000-55	TEBCC - SAUTER - #5554	Completed		03/28/01	\$7,700.00	\$7,700.00	05/02/2001
5556	1124	2000-55	RP - RIANNA - #5556	Completed		05/12/01	\$40,500.00	\$40,500.00	05/02/2001
5559	1126	2000-55	TEBCC - BEYMON - #5559	Completed		05/12/01	\$7,700.00	\$7,700.00	05/30/2001
5559	1125	2000-55	TEBCC - CAMPO - #5559	Completed		05/12/01	\$7,700.00	\$7,700.00	05/30/2001
5560	1127	2000-55	TEBCC - JONES - #5560	Completed		05/12/01	\$7,700.00	\$7,700.00	05/30/2001
5561	1128	2000-55	TEBCC - JOHNSON - #5561	Completed		05/12/01	\$7,700.00	\$7,700.00	05/30/2001
5562	1149	2000-55	LARGO - TIPPIT - #5562	Completed		06/06/01	\$8,512.00	\$8,512.00	06/28/2001
5564	1129	2000-55	TEBCC - KROEGER - #5564	Completed		05/25/01	\$4,630.00	\$4,630.00	05/30/2001
5566	1137	2000-55	TEBCC - SCHOTT - #5566	Completed		05/25/01	\$7,700.00	\$7,700.00	05/30/2001
5571	1138	2000-55	LARGO - BARIC - #5571	Completed		06/02/01	\$7,700.00	\$7,700.00	06/28/2001
5571	1136	2000-55	RP - COOPER - #5571	Completed		05/25/01	\$38,500.00	\$38,500.00	06/28/2001
5572	1140	2000-55	TEBCC - GIBBLD - #5572	Completed		06/26/01	\$7,700.00	\$7,700.00	06/28/2001
5575	1143	2000-55	TEBCC - CLARK - #5575	Completed		06/26/01	\$7,300.00	\$7,300.00	06/28/2001
5576	1142	2000-55	TEBCC - ANDERSON - #5576	Completed		06/26/01	\$7,700.00	\$7,700.00	06/28/2001
5580	1148	2000-55	TEBCC - RIVAS - #5580	Completed		06/26/01	\$7,700.00	\$7,700.00	06/28/2001
5591	1144	2000-55	TEBCC - DI PAOLO - #5591	Completed		06/26/01	\$7,400.00	\$7,400.00	06/28/2001
5596	1145	2000-55	TEBCC - MARRILLA - #5596	Completed		06/26/01	\$7,700.00	\$7,700.00	06/28/2001
5598	1181	2000-55	LARGO - JOHNSON - #5598	Completed		08/21/01	\$19,800.00	\$19,800.00	08/22/2001
5599	1147	2000-55	TEBCC - GREEN - #5599	Completed		06/26/01	\$7,700.00	\$7,700.00	06/28/2001
5599	1150	2000-55	PAL - JAYCOX - #5599	Completed		06/26/01	\$40,500.00	\$40,500.00	06/28/2001
5599	1149	2000-55	TEBCC - MARVIN - #5599	Completed		06/26/01	\$7,700.00	\$7,700.00	06/28/2001
5599	1153	2000-55	TEBCC - MCFARLAND - #5599	Completed		06/27/01	\$7,700.00	\$7,700.00	07/11/2001
5599	1154	2000-55	TEBCC - DAVIS - #5599	Completed		06/27/01	\$7,700.00	\$7,700.00	07/11/2001
5599	1164	2000-55	TEBCC - BROUCUNEC - #5599	Completed		07/13/01	\$7,700.00	\$7,700.00	07/24/2001
5600	1165	2000-55	TEBCC - AVOTTE - #5600	Completed		07/13/01	\$7,700.00	\$7,700.00	07/24/2001
5601	1166	2000-55	TEBCC - COLSON - #5601	Completed		07/13/01	\$7,700.00	\$7,700.00	07/24/2001
5602	1167	2000-55	TEBCC - DUFF - #5602	Completed		07/13/01	\$3,670.00	\$3,670.00	07/24/2001
5603	1168	2000-55	TEBCC - POWELL - #5603	Completed		07/13/01	\$7,700.00	\$7,700.00	07/24/2001
5604	1169	2000-55	TEBCC - HOSTETLER - #5604	Completed		07/13/01	\$7,700.00	\$7,700.00	07/24/2001
5605	1170	2000-55	TEBCC - OLSEN - #5605	Completed		07/16/01	\$7,700.00	\$7,700.00	07/24/2001
5607	1171	2000-55	TEBCC - CHAJALO - #5607	Completed		07/16/01	\$7,700.00	\$7,700.00	07/24/2001
5612	1174	2000-55	PAL - BERGER - #5612	Completed		07/20/01	\$40,000.00	\$40,000.00	07/24/2001
5613	1175	2000-55	TEBCC - VESCO - #5613	Completed	13	08/06/01	\$4,600.00	\$4,600.00	08/27/2001
5624	1276	2000-55	RP - DIXON - #5624	Completed	14B	02/07/02	\$16,000.00	\$16,000.00	02/22/2002
5624	1198	2000-55	PAL - HYDE - #5624	Completed		08/21/01	\$35,750.00	\$35,750.00	11/02/2001
5671	1223	2001-59	TEBCC - MORRIS - #5671	Completed		12/20/01	\$4,900.00	\$4,900.00	12/21/2001
5672	1224	2001-59	TEBCC - HOOVER - #5672	Completed		12/20/01	\$7,800.00	\$7,800.00	12/21/2001
5673	1225	2001-59	TEBCC - HOLTERBAUM - #5673	Completed		12/20/01	\$7,800.00	\$7,800.00	12/21/2001
5675	1226	2001-59	TEBCC - HOWELL - #5675	Completed		12/20/01	\$6,275.00	\$6,275.00	12/21/2001
5676	1226	2001-59	TEBCC - LANDAUER - #5676	Completed		12/26/01	\$7,800.00	\$7,800.00	12/28/2001
5680	1234	2001-59	TEBCC - KELLEY - #5680	Completed		12/26/01	\$5,800.00	\$5,800.00	12/28/2001
5691	1231	2001-59	TEBCC - SMITH - #5691	Completed		12/27/01	\$7,800.00	\$7,800.00	01/04/2002
5693	1259	2001-58	CDORP - GARC - HOUSING PRESERVATION	Completed	14B	01/10/02	\$9,000.00	\$9,000.00	01/19/2002
5697	1260	2001-58	CDORP - GARC - HOUSING PRESERVATION	Completed	14B	01/10/02	\$9,000.00	\$9,000.00	01/19/2002
5701	1261	2001-58	CDORP - CHANG - HOUSING PRESERVATION	Completed	14B	01/10/02	\$9,000.00	\$9,000.00	01/19/2002
5705	1291	2001-58	CDORP - DIXON - HOUSING PRESERVATION	Completed	14B	03/19/02	\$26,000.00	\$26,000.00	02/22/2002
5706	1352	2001-58	CDORP - DAY - HOUSING PRESERVATION	Completed	14B	05/29/02	\$9,000.00	\$9,000.00	06/04/2002
5747	1313	2000-54	RP - RATLIFF - #5747	Completed	14B	04/05/02	\$17,000.00	\$17,000.00	04/11/2002
5756	1316	2001-58	CDORP - BELL - HOUSING PRESERVATION	Completed	14B	05/10/02	\$16,000.00	\$16,000.00	01/17/2003
5762	1302	2001-58	CDORP - SHOOTING STAR - HOUSING PRES	Completed	14B	06/06/02	\$41,000.00	\$41,000.00	06/12/2002
5780	1370	2001-58	CDORP - POMPO - HOUSING PRESERVATION	Completed	14A	06/06/02	\$9,000.00	\$9,000.00	06/17/2002
5835	1403	2001-58	CDORP - REEDER - HOUSING PRESERVATION	Completed	14B	08/19/02	\$4,400.00	\$4,400.00	08/04/2002
5859	1408	2001-58	CDORP - NORLANDER - HOUSING PRESERVATI	Completed	14B	09/30/02	\$5,300.00	\$5,300.00	10/03/2002
5869	1409	2001-58	CDORP - NORLANDER - HOUSING PRESERVATION	Completed	14B	09/30/02	\$32,000.00	\$32,000.00	10/03/2002
5869	1763	2003-26	RP - SOMODY - #5869	Completed	14B	07/20/04	\$55,911.00	\$55,911.00	04/09/2005
5870	1410	2001-58	CDORP - MCCABE - HOUSING PRESERVATION	Completed	14B	09/30/02	\$8,800.00	\$8,800.00	10/03/2002
5872	1412	2001-59	HMDRD - HERITAGE PRESBYTERIAN APTE	Completed		09/30/02	\$616,400.00	\$616,400.00	10/03/2002
5873	1413	2001-59	CDORP - ENRIGHT - HOUSING PRESERVATION	Completed	14A	09/30/02	\$5,500.00	\$5,500.00	10/03/2002
5876	1417	2001-59	CDORP - NELSON - HOUSING PRESERVATION	Completed	14B	09/30/02	\$15,000.00	\$15,000.00	10/03/2002
5879	1442	2002-4	CDORP - LEAMAN - HOUSING PRESERVATION	Completed	14A	01/13/03	\$4,400.00	\$4,400.00	01/17/2003
5882	1450	2001-58	CDORP - ENRIGHT - HOUSING PRESERVATION	Completed	14B	09/30/02	\$16,000.00	\$16,000.00	10/03/2002
5884	1475	2002-4	CDORP - PAVENT - HOUSING PRESERVATION	Completed	14B	01/08/03	\$15,130.00	\$15,130.00	07/07/2003
5908	1461	2002-4	HMDRD - TRINITY HOUSE	Completed	14B	01/16/03	\$21,416.55	\$21,416.55	01/17/2003
5917	1473	2002-4	CDORP - GANTT - HOUSING PRESERVATION	Completed	14B	01/27/03	\$4,000.00	\$4,000.00	01/01/2003
5931	1469	2002-4	CDORP - MCCABE - HOUSING PRESERVATION	Completed	14B	01/19/03	\$6,200.00	\$6,200.00	01/17/2003
5934	1502	2002-4	CDORP - BRADEN - HOUSING PRESERVATION	Completed	12	02/17/03	\$11,000.00	\$11,000.00	04/12/2003
5946	1606	2002-3	HMDRDL - #5946	Completed		09/29/03	\$53,738.00	\$53,738.00	10/16/2003
5948	1441	2002-3	HMDRD - CONTEMPORARY HOUSING DEVELOPMENT	Completed		12/27/02	\$1,176,026.78	\$1,176,026.78	07/03/2003
5958	1427	2002-4	CDORP - BRADEN - HOUSING PRESERVATION	Completed	14B	01/27/03	\$9,500.00	\$9,500.00	01/01/2003
5964	1503	2002-4	CDORP - DIXON - HOUSING PRESERVATION	Completed	12	02/17/03	\$16,000.00	\$16,000.00	04/12/2003
5964	1504	2002-4	CDORP - NUYTEN - HOUSING PRESERVATION	Completed	12	02/17/03	\$4,400.00	\$4,400.00	04/12/2003
5966	1505	2002-4	CDORP - NUYTEN - HOUSING PRESERVATION	Completed	12	02/17/03	\$4,400.00	\$4,400.00	04/12/2003
5976	1586	2002-4	CDORP - DIXON - HOUSING PRESERVATION	Completed	14B	05/16/03	\$16,000.00	\$16,000.00	05/27/2003
5982	1592	2002-4	CDORP - GALLAGHAN - HOUSING PRESERVATION	Completed	12	04/25/03	\$20,000.00	\$20,000.00	05/01/2003
5994	1595	2002-3	RP - HABER - #5994	Completed	14B	10/09/03	\$45,500.00	\$45,500.00	10/16/2003
5994	1544	2002-4	CDORP - HATTEN - HOUSING PRESERVATION	Completed	14A	05/16/03	\$4,400.00	\$4,400.00	05/27/2003
6005	1549	2002-4	CDORP - NUYTEN - HOUSING PRESERVATION	Completed	14A	05/16/03	\$6,000.00	\$6,000.00	05/27/2003
6006	1547	2002-4	CDORP - NUYTEN - HOUSING PRESERVATION	Completed	14A	05/16/03	\$5,900.00	\$5,900.00	05/27/2003
6007	1551	2002-4	CDORP - PETERSON - HOUSING PRESERVATION	Completed	14B	05/16/03	\$18,000.00	\$18,000.00	05/27/2003
6010	1552	2002-4	CDORP - PETERSON - HOUSING PRESERVATION	Completed	14B	05/16/03	\$16,000.00	\$16,000.00	05/27/2003
6011	1560	2002-4	CDORP - NUYTEN - HOUSING PRESERVATION	Completed	12	06/16/03	\$9,000.00	\$9,000.00	07/01/2003
6011	1596	2002-3	RP - CURLEY - #6011	Completed	14B	10/09/03	\$9,000.00	\$9,000.00	10/16/2003
6014	1564	2002-4	CDORP - BRADEN - HOUSING PRESERVATION	Completed	12	06/16/03	\$8,600.00	\$8,600.00	07/01/2003
6031	1641	2003-30	LARGO LEER #6031	Completed		03/17/04	\$7,366.56	\$7,366.56	03/19/2004
6035	1553	2002-4	CDORP - HAZLITT - HOUSING PRESERVATION	Completed	14B	05/16/03	\$24,500.00	\$24,500.00	05/27/2003
6043	1566	2002-4	CDORP - PALMA - HOUSING PRESERVATION	Completed	12	06/16/03	\$6,900.00	\$6,900.00	07/01/2003
6048	1693	2003-36	RP NEWMAN E #6048	Completed	14B	03/15/04	\$4,660.00	\$4,660.00	03/19/2004
6049	1692	2003-36	RP NEWMAN #6049	Completed	14B	03/15/04	\$3,660.00	\$3,660.00	03/19/2004
6071	1607	2002-2	HMDRFR - #6071	Completed		09/29/03	\$2,750.00	\$2,750.00	10/16/2003
6074	1573	2002-1	HMDRD - FRIENDS OF THE DEAF SVC CENTER	Completed		06/27/03	\$60,000.00	\$60,000.00	09/05/2004
6076	1600	2002-3	HMDRDL - #6076	Completed					

U.S. DEPARTMENT OF HOUSING AND URBAN DEVELOPMENT
OFFICE OF COMMUNITY PLANNING AND DEVELOPMENT
PR08 - Grantee
Summary Activity Report

DATE: 12/28/2015
TIME: 5:10:39 PM
PAGE: 8/18

IDIS

Grantee Activity Number	IDIS Activity ID	Fm Yr	Activity Name	Act Stat	Matrix Code	Initial Funding Date	Funded Amount	Drawn Amount	Last Draw Date
6207	1718	2003-46	HOME - PRESHAB - #5207	Completed		05/11/04	\$34,964.50	\$34,964.50	05/27/2004
6208	1729	2003-33	LARGO DAL - VESGAND - #5208	Completed		06/05/04	\$8,800.00	\$8,800.00	06/15/2004
6209	1731	2003-30	LARGO - PADULA - #5209	Completed		06/09/04	\$29,636.20	\$29,636.20	06/15/2004
6210	1717	2003-32	LP - CRAWFORD - #5210	Completed		06/10/04	\$2,700.00	\$2,700.00	06/15/2004
6212	1726	2003-44	DAL - GARCIA - #5212	Completed		06/07/04	\$7,700.00	\$7,700.00	06/15/2004
6213	1719	2003-44	DAL - VUJIC - #5213	Completed		06/04/04	\$7,425.00	\$7,425.00	06/15/2004
6214	1729	2003-44	DAL - MORRIS - #5214	Completed		06/07/04	\$7,700.00	\$7,700.00	06/15/2004
6215	1725	2003-44	DAL - BOLEY - #5215	Completed		06/07/04	\$7,125.00	\$7,125.00	06/15/2004
6217	1727	2003-44	DAL - TANNER - #5217	Completed		06/07/04	\$7,700.00	\$7,700.00	06/15/2004
6218	1732	2003-44	DAL - TURNER - #5218	Completed		06/09/04	\$7,700.00	\$7,700.00	06/15/2004
6220	1715	2003-44	DAL - POLAK - #5220	Completed		06/07/04	\$7,560.00	\$7,560.00	06/15/2004
6224	1739	2003-44	DAL - GLAVONJIC - #5224	Completed		07/09/04	\$7,700.00	\$7,700.00	07/20/2004
6226	1753	2003-46	PRESHAB - BURGERWIEVER - #5226	Completed		07/13/04	\$22,639.45	\$22,639.45	07/20/2004
6228	1745	2003-33	LARGO DAL - BAHR-ALD - #5228	Completed		07/12/04	\$7,825.00	\$7,825.00	07/20/2004
6230	1752	2003-32	LP - SWYDER - #5230	Completed		07/13/04	\$1,950.00	\$1,950.00	07/20/2004
6231	1750	2003-44	DAL - HARRIS - #5231	Completed		07/12/04	\$7,275.00	\$7,275.00	07/20/2004
6232	1745	2003-44	DAL - SMALLING - #5232	Completed		07/10/04	\$7,700.00	\$7,700.00	07/20/2004
6234	1749	2003-44	DAL - MLEDZEVIC - #5234	Completed		07/12/04	\$7,700.00	\$7,700.00	07/20/2004
6236	1766	2003-39	RPI - MCCABE - #5236	Completed	14B	07/20/04	\$7,800.00	\$7,800.00	07/21/2004
6238	1772	2003-39	RHO - ALTA LARGO #5238	Completed		09/27/04	\$1,000,000.00	\$1,000,000.00	09/30/2004
6241	1746	2003-33	LARGO DAL - SANPHY - #5241	Completed		09/27/04	\$10,800.00	\$10,800.00	09/30/2004
6242	1774	2003-44	DAL-KOCSES-#5242	Completed		09/27/04	\$7,800.00	\$7,800.00	09/30/2004
6243	1754	2003-44	DAL - WATSON - #5243	Completed		09/27/04	\$6,000.00	\$6,000.00	09/30/2004
6244	1755	2003-44	DAL - MORALES - #5244	Completed		09/27/04	\$7,700.00	\$7,700.00	09/30/2004
6247	1758	2003-44	DAL - TINZANO - #5247	Completed		09/27/04	\$7,700.00	\$7,700.00	09/30/2004
6248	1757	2003-44	DAL - HILZ - #5248	Completed		09/27/04	\$6,900.00	\$6,900.00	09/30/2004
6249	1758	2003-44	DAL - SANDY - #5249	Completed		09/27/04	\$7,800.00	\$7,800.00	09/30/2004
6250	1750	2003-44	DAL - GEARY - #5250	Completed		09/27/04	\$7,700.00	\$7,700.00	09/30/2004
6251	1760	2003-44	DAL - HESSE - #5251	Completed		09/27/04	\$7,700.00	\$7,700.00	09/30/2004
6252	1761	2003-44	DAL - JORDAN - #5252	Completed		09/27/04	\$6,575.00	\$6,575.00	09/30/2004
6253	1770	2003-39	RPI - CHANG - #5253	Completed	14B	09/03/04	\$23,000.00	\$23,000.00	09/10/2004
6254	1782	2003-44	DAL - SNIPES - #5254	Completed		09/29/04	\$58,663.63	\$58,663.63	09/30/2004
6255	1783	2003-44	DAL - QUEZON - #5255	Completed		09/29/04	\$6,869.73	\$6,869.73	09/30/2004
6261	1778	2003-44	DAL - BENJAMIN - #5261	Completed		09/29/04	\$7,700.00	\$7,700.00	09/30/2004
6262	1820	2003-39	RPI - SHU-ALIA - #5262	Completed	14B	10/22/04	\$27,500.00	\$27,500.00	11/09/2004
6266	1784	2003-33	LARGO DAL - VARNEY - #5266	Completed		09/29/04	\$10,900.00	\$10,900.00	09/30/2004
6267	1783	2003-33	LARGO DAL - RIVERA - #5267	Completed		09/29/04	\$10,800.00	\$10,800.00	09/30/2004
6268	1773	2003-44	DAL - WILSON - #5268	Completed		09/29/04	\$7,250.00	\$7,250.00	09/30/2004
6271	1780	2003-44	DAL - GALLEGO - #5271	Completed		09/29/04	\$5,975.00	\$5,975.00	09/30/2004
6272	1820	2003-39	RPI - HUTTON - #5272	Completed	14A	10/22/04	\$6,400.00	\$6,400.00	11/09/2004
6273	1777	2003-44	DAL - McMILLENBATES - #5273	Completed		09/29/04	\$7,700.00	\$7,700.00	09/30/2004
6274	1781	2003-44	DAL - BARNES - #5274	Completed		09/29/04	\$6,325.00	\$6,325.00	09/30/2004
6276	1770	2003-44	DAL - FLORES - #5276	Completed		09/29/04	\$7,700.00	\$7,700.00	09/30/2004
6279	1740	2003-44	DAL - BARNES - #5279	Completed		09/29/04	\$7,380.00	\$7,380.00	09/30/2004
6281	1780	2003-44	DAL - SARMiento - #5281	Completed		09/29/04	\$7,700.00	\$7,700.00	09/30/2004
6282	1778	2003-44	LP - SCOTT - #5282	Completed		09/29/04	\$2,700.00	\$2,700.00	09/30/2004
6283	1820	2004-25	RPI - STANG - #5283	Completed	14B	01/25/05	\$16,000.00	\$16,000.00	01/28/2005
6284	1820	2004-25	RPI - PFC PROP INVEST - #5284	Completed	14A	01/25/05	\$6,250.00	\$6,250.00	01/28/2005
6286	1787	2003-44	DAL - LINDO - #5286	Completed		09/29/04	\$5,900.00	\$5,900.00	09/30/2004
6288	1788	2003-33	LARGO - CRUZ - #5288	Completed		09/29/04	\$36,386.15	\$36,386.15	09/30/2004
6289	1807	2003-44	DAL - NEVES - #5289	Completed		11/04/04	\$7,200.00	\$7,200.00	11/09/2004
6290	1805	2003-44	DAL - LYONS - #5290	Completed		11/04/04	\$7,700.00	\$7,700.00	11/09/2004
6291	1806	2003-44	DAL - ROGERS - #5291	Completed		11/04/04	\$7,700.00	\$7,700.00	11/09/2004
6292	1804	2003-44	DAL - GAETZ - #5292	Completed		11/04/04	\$7,700.00	\$7,700.00	11/09/2004
6304	1805	2003-44	DAL - NIKOLOV - #5304	Completed		11/04/04	\$7,700.00	\$7,700.00	11/09/2004
6306	1820	2004-25	RPI - QUATTLEBAM - #5306	Completed	14B	01/24/05	\$16,500.00	\$16,500.00	02/11/2005
6307	1827	2004-25	RPI - GOMEZ - #5307	Completed	14B	06/07/05	\$8,400.00	\$8,400.00	06/25/2005
6308	1878	2004-25	RPI - GOMEZ - #5308	Completed	14B	06/07/05	\$11,200.00	\$11,200.00	06/30/2005
6311	1804	2004	DAL - TORRES - #5311	Completed		09/16/05	\$7,800.00	\$7,800.00	09/21/2005
6312	1817	2003-73	LAR DPA - HAAS - #5312	Completed		01/13/05	\$10,900.00	\$10,900.00	01/19/2005
6315	1827	2004-25	RPI - ATKINSON - #5315	Completed		01/27/05	\$3,800.00	\$3,800.00	01/19/2005
6320	1820	2004-27	LP - CCH - #5320	Completed		01/27/05	\$3,800.00	\$3,800.00	01/19/2005
6326	1844	2004-24	DAL - MARTINEZ - #5326	Completed		02/09/05	\$10,800.00	\$10,800.00	02/22/2005
6343	1844	2004-24	DAL - BERANE - #5343	Completed		02/09/05	\$10,800.00	\$10,800.00	02/22/2005
6333	1841	2004-24	LFR - MICROBERTS - #5333	Completed		02/08/05	\$61,136.63	\$61,136.63	02/21/2005
6334	1844	2004-24	LFR - TIPPIT - #5334	Completed		02/08/05	\$42,865.00	\$42,865.00	02/21/2005
6335	1843	2004-24	DAL - WATSON - #5335	Completed		02/09/05	\$7,800.00	\$7,800.00	02/21/2005
6341	1848	2004-24	LFR - ERICKSON - #5341	Completed		03/01/05	\$62,723.81	\$62,723.81	04/09/2005
6342	1844	2004-24	DAL - WHITEHOUSE - #5342	Completed		03/01/05	\$10,135.00	\$10,135.00	04/09/2005
6343	1847	2003-34	LAR DPA - HOLSEMA - #5343	Completed		03/01/05	\$10,800.00	\$10,800.00	04/09/2005
6345	1852	2004-25	RPI - LANDOTTI - #5345	Completed	14B	04/07/05	\$13,133.00	\$13,133.00	05/25/2005
6349	1881	2004-25	RPI - LORRUS - #5349	Completed	14B	04/09/05	\$16,000.00	\$16,000.00	05/24/2005
6350	1850	2004-24	CHS DAL - MCNETT - #5350	Completed		04/07/05	\$10,900.00	\$10,900.00	05/19/2005
6351	1857	2004-24	LFR - MCPHERSON - #5351	Completed		04/08/05	\$46,330.05	\$46,330.05	05/19/2005
6355	1855	2004-24	DAL - SARMENTO - #5355	Completed		04/07/05	\$10,800.00	\$10,800.00	04/09/2005
6360	1855	2004-24	RPI - SAUER - #5360	Completed	14B	06/07/05	\$25,500.00	\$25,500.00	06/22/2005
6361	1856	2004-24	DAL - OBSTACULO - #5361	Completed		04/07/05	\$16,800.00	\$16,800.00	04/09/2005
6362	1854	2004-24	DAL - ZHRIVCHOV - #5362	Completed		04/08/05	\$6,875.00	\$6,875.00	05/18/2005
6364	1860	2004-24	DAL - PEDERSEN - #5364	Completed		04/08/05	\$10,800.00	\$10,800.00	05/18/2005
6365	1858	2004-25	LP - NOONAN - #5365	Completed		04/08/05	\$3,800.00	\$3,800.00	05/18/2005
6367	1862	2004-24	CHS DAL - MENTHET - #5367	Completed		04/13/05	\$10,000.00	\$10,000.00	05/19/2005
6368	1868	2004-24	LFR - THIBODEAU - #5368	Completed		05/16/05	\$15,171.55	\$15,171.55	06/18/2005
6369	1867	2004-24	LFR - JACKSON - #5369	Completed		05/16/05	\$27,271.63	\$27,271.63	06/18/2005
6370	1888	2003-29	RHO - CHAF - #5370	Completed		09/27/05	\$256,000.00	\$256,000.00	09/22/2006
6376	1888	2004-24	LFR - MARVEL - #5376	Completed		05/16/05	\$6,963.23	\$6,963.23	06/18/2005
6378	1868	2004-24	LFR - NELSON - #5378	Completed		05/16/05	\$46,353.30	\$46,353.30	06/18/2005
6379	1864	2004-24	CHS DAL - BURK - #5379	Completed		05/16/05	\$10,800.00	\$10,800.00	06/20/2005
6382	1862	2004-24	DAL - CRE - #5382	Completed		05/16/05	\$10,800.00	\$10,800.00	06/18/2005
6383	1968	2005-25	RHO - GROVE PARK - #5381	Completed		09/20/06	\$696,646.42	\$696,646.42	12/18/2009
6391	1921	2005-25	RALEY CENTER SAFE HAVEN	Completed		09/21/06	\$225,000.00	\$225,000.00	11/29/2009
6393	1902	2004-21	RHO - PALMETTO PARK - #5393	Completed		09/28/06	\$900,000.00	\$900,000.00	10/01/2005
6394	1872	2004-24	DAL - FRANGIPANE - #5394	Completed		06/07/05	\$10,575.00	\$10,575.00	06/22/2005
6398	1882	2004-25	RPI - CRAVEN - #5398	Completed	14A	07/18/05	\$3,500.00	\$3,500.00	07/19/2005
6399	1880	2004-24	LP - D'AMBRGOSIO - #5398	Completed		06/21/05	\$3,800.00	\$3,800.00	06/28/2005
6401	1857	2004-24	DAL - JOYNER - #5401	Completed		06/07/05	\$10,000.00	\$10,000.00	06/25/2005
6397	1952	2004-28	TRCDD DAL - OVENS - #5397	Completed		06/05/06	\$9,440.00	\$9,440.00	06/07/2006
6398	1881	2004-24	DAL - HIRVACHEV - #5398	Completed		07/15/05	\$10,000.00	\$10,000.00	07/19/2005
6399	1882	2004-24	LP - TURNER - #5399	Completed		07/18/05	\$3,800.00	\$3,800.00	07/19/2005
6401	1906	2004-25	RPI - HABELRLN - #5401	Completed	14B	09/28/05	\$24,000.00	\$24,000.00	09/30/2005
6402	1905	2004-25	RPI - HABELRLN - #5402	Completed	14B	09/28/05	\$24,000.00	\$24,000.00	09/30/2005
6410	1888	2004-24	CHS DAL - CARRERA - #5410	Completed		09/01/05	\$10,800.00	\$10,800.00	09/28/2005
6411	1887	2004-24	CHS DAL - BROWN - #5411	Completed		09/01/05	\$10,800.00	\$10,800.00	09/28/2005
6412	1887	2004-24	LFR - NELLIS - #5412	Completed		09/16/05	\$103,265.99	\$103,265.99	09/30/2005
6418	1889	2004-24	LARGO DAL - SMITH - #5418	Completed		09/17/05	\$10,900.00	\$10,900.00	09/30/2005
6414	1901	2004-24	LFR - MAYMARCOS - #5414						

U.S. DEPARTMENT OF HOUSING AND URBAN DEVELOPMENT
OFFICE OF COMMUNITY PLANNING AND DEVELOPMENT
PR08 - Grantee
Summary Activity Report

DATE: 12/28/2015

TIME: 5:10:39 PM

PAGE: 9/18

IDIS

Grantee Activity Number	IDIS Activity ID	Fygm Yr	Activity Name	Act Stat	Matrix Code	Initial Funding Date	Funded Amount	Drawn Amount	Last Draw Date
6502	1989	2005-14	LFRR - ACKER - #6502	Completed		09/21/06	\$20,502.51	\$20,502.51	09/23/2006
6502	1989	2005-14	LFRR - ACKER - #6502	Completed		09/21/06	\$10,000.00	\$10,000.00	09/23/2006
6509	1981	2005-25	RHD - LFRR - #6509	Completed	01	07/13/06	\$450,000.00	\$450,000.00	07/14/2006
6510	1980	2005-25	RHD - HIGHLANDER VILLAGES - #6510	Completed	01	07/13/06	\$350,000.00	\$350,000.00	07/14/2006
6510-H	2370	2005-25	OHIO - Brady Grove	Completed		06/14/12	\$643,860.41	\$643,860.41	09/27/2012
6516	1992	2005-11	DAL - MARTINEZ - #6516	Completed		09/21/06	\$8,300.00	\$8,300.00	09/23/2006
6530	1999	2005-30	LARGO - RIVERA - #6530	Completed		09/22/06	\$25,800.00	\$25,800.00	09/23/2006
6543	1997	2005-26	LFRR - JACOBO - #6543	Completed		09/22/06	\$3,800.00	\$3,800.00	09/23/2006
6556	2009	2005-30	LARGO DAL - SCHIFFRINS - #6556	Completed		01/12/07	\$24,460.00	\$24,460.00	01/19/2007
6567	2008	2005-30	LARGO DAL - WINCHELL - #6567	Completed		01/12/07	\$25,800.00	\$25,800.00	01/19/2007
6562	2054	2006-15	RFR - FREED - #6562	Completed	14A	07/31/07	\$12,000.00	\$12,000.00	09/19/2007
6583	2010	2005-24	LFRR - SWIFT - #6583	Completed		01/12/07	\$146,828.64	\$146,828.64	01/19/2007
6587	2012	2005-30	LARGO DAL - OTTOLORA - #6587	Completed		01/24/07	\$25,800.00	\$25,800.00	04/12/2007
6598	2025	2005-30	LARGO DAL - REYES - #6598	Completed		05/09/07	\$25,800.00	\$25,800.00	05/12/2007
6599	2027	2005-30	LARGO DAL - TOPRA - #6599	Completed		05/09/07	\$25,800.00	\$25,800.00	05/12/2007
6610	2025	2005-24	LFRR - JOHNSON - #6610	Completed		05/09/07	\$12,268.63	\$12,268.63	05/12/2007
6611	2055	2006-15	RFR - LAU - #6611	Completed	14A	07/31/07	\$9,000.00	\$9,000.00	09/19/2007
6620	2056	2006-15	RFR - KARNST - #6620	Completed	14B	07/31/07	\$4,044.51	\$4,044.51	09/19/2007
6634	2023	2005-24	LFRR - DAVIS - #6634	Completed		05/10/07	\$43,371.96	\$43,371.96	05/12/2007
6635	2036	2005-24	LFRR - CRITCHFIELD - #6635	Completed		05/10/07	\$60,884.58	\$60,884.58	05/12/2007
6636	2030	2005-24	LFRR - CLARK - #6636	Completed		05/10/07	\$19,465.81	\$19,465.81	05/12/2007
6633	2033	2005-30	LARGO DAL - BOAZ - #6633	Completed		05/10/07	\$25,800.00	\$25,800.00	05/12/2007
6654	2038	2005-30	LARGO DAL - SALAMON - #6654	Completed		05/10/07	\$25,800.00	\$25,800.00	05/12/2007
6655	2031	2005-30	LARGO DAL - GALLANT - #6655	Completed		05/10/07	\$25,800.00	\$25,800.00	05/12/2007
6656	2034	2005-30	LARGO DAL - RAY - #6656	Completed		05/10/07	\$25,800.00	\$25,800.00	05/12/2007
6657	2032	2005-30	LARGO DAL - MORENO - #6657	Completed		05/10/07	\$25,800.00	\$25,800.00	05/12/2007
6667	2052	2006-11	PD DAL - PINELLI - #6667	Completed		06/22/07	\$10,000.00	\$10,000.00	09/20/2007
6668	2056	2006-11	PD DAL - COOK - #6668	Completed		06/22/07	\$10,000.00	\$10,000.00	09/20/2007
6669	2045	2006-11	DAL - FAUST - #6669	Completed		06/22/07	\$10,000.00	\$10,000.00	09/20/2007
6670	2051	2006-11	PD DAL - BALDWIN - #6670	Completed		06/22/07	\$10,000.00	\$10,000.00	09/20/2007
6684	2046	2006-12	RHD - CHAP STE S - #6684	Completed	01	09/11/07	\$1,355,005.84	\$1,355,005.84	10/01/2010
6733	2062	2006-10	LARGO DAL - ROGERS - #733	Completed		09/21/07	\$25,800.00	\$25,800.00	09/26/2007
6734	2061	2006-10	LARGO DAL - CONTOS - #734	Completed		09/21/07	\$25,800.00	\$25,800.00	09/26/2007
6735	2058	2006-10	LARGO DAL - CURRY - #735	Completed		09/21/07	\$25,800.00	\$25,800.00	09/26/2007
6736	2059	2006-10	LARGO DAL - PEDRONI - #736	Completed		09/21/07	\$25,800.00	\$25,800.00	09/26/2007
6737	2060	2006-10	LARGO DAL - CHEPMAN - #737	Completed		09/21/07	\$25,800.00	\$25,800.00	09/26/2007
6753	2066	2006-14	LFRR - MONARCH - #753	Completed		11/29/07	\$143,683.16	\$143,683.16	11/02/2007
6771	2061	2006-15	RHD - CEF LEO LANE - #771	Completed		09/21/07	\$91,704.00	\$91,704.00	09/26/2007
6774	2063	2006-14	LARGO SFR - CASAVANT - #774	Completed		09/21/07	\$8,571.70	\$8,571.70	09/26/2007
6844	2070	2006-10	LARGO DAL - HARTWELL - #844	Completed		03/14/08	\$55,800.00	\$55,800.00	03/19/2008
6913H	2106	2007-20	OHIO - STEVENS CREEK - #6913H	Completed		09/30/08	\$1,427,085.53	\$1,427,085.53	02/24/2015
6918	2087	2006-10	LARGO DAL - ANDREA - #918	Completed		09/21/08	\$25,800.00	\$25,800.00	09/27/2008
6917	2087	2007-12	LARGO DAL - OSALVO - #917	Completed		09/21/08	\$25,800.00	\$25,800.00	09/27/2008
6946	2088	2006-10	LARGO SFR - PTTIS - #946	Completed		09/21/08	\$25,840.38	\$25,840.38	09/27/2008
6959-H	2092	2007-20	RHD - VERONA AVENUE ELEVIN - #6959-H	Completed		09/25/08	\$600,000.00	\$600,000.00	09/27/2008
6976	2101	2007-10	LARGO SFR - URBANEC - #976	Completed		09/25/08	\$69,276.50	\$69,276.50	09/27/2008
6978	2098	2007-12	LARGO DAL - YALCHY - #978	Completed		09/21/08	\$25,800.00	\$25,800.00	09/27/2008
6987	2091	2007-21	DAL - FAIRBANKS - #987	Completed		09/21/08	\$10,867.50	\$10,867.50	11/19/2008
6988	2109	2007-14	LFRR - BOTTA - #988	Completed		11/19/08	\$27,199.85	\$27,199.85	11/19/2008
6990	2093	2007-21	DAL - ROBERT - #990	Completed		09/21/08	\$1,311.100	\$1,311.100	11/19/2008
6990	2094	2007-21	DAL - SALAJON - #990	Completed		09/21/08	\$21,302.50	\$21,302.50	11/19/2008
6991	2092	2007-21	DAL - MOORE - #991	Completed		09/21/08	\$11,302.50	\$11,302.50	11/19/2008
6993	2095	2007-21	DAL - FURTIVO - #993	Completed		09/21/08	\$11,250.00	\$11,250.00	11/19/2008
6995	2096	2007-21	DAL - WILKINS - #995	Completed		09/21/08	\$6,267.50	\$6,267.50	11/19/2008
7005	2105	2006-12	RHD - LFRR - CURLEW BRO - #7005	Completed		09/25/08	\$375,599.50	\$375,599.50	06/04/2009
7007	2103	2007-21	DAL - BOYLES - #707	Completed		09/25/08	\$11,387.50	\$11,387.50	11/19/2008
7010	2102	2007-21	DAL - CHURCH - #708	Completed		09/25/08	\$11,227.50	\$11,227.50	11/19/2008
7019	2104	2007-21	DAL - CARSTENSEN - #709	Completed		09/25/08	\$19,422.50	\$19,422.50	11/19/2008
7113	2108	2008-24	LARGO SFR - DOWAL - #713	Completed		05/27/09	\$18,572.51	\$18,572.51	06/04/2009
7014	2107	2007-21	DAL - HANNA - #704	Completed		09/30/08	\$10,867.50	\$10,867.50	11/19/2008
7019	2108	2007-21	DAL - DRENNAN - #709	Completed		09/30/08	\$7,502.50	\$7,502.50	11/19/2008
7120	2110	2007-21	DAL - CURRIER - #710	Completed		11/19/08	\$11,202.50	\$11,202.50	11/19/2008
7013	2132	2008-20	DAL - MCGHEE - #730	Completed		05/27/09	\$21,174.48	\$21,174.48	12/30/2009
7038	2130	2008-20	DAL - PACE - #706	Completed		05/27/09	\$11,335.00	\$11,335.00	06/04/2009
7038	2133	2008-20	DAL - JENSEN - #708	Completed		05/27/09	\$9,935.00	\$9,935.00	06/04/2009
7038	2130	2008-20	DAL - BURCH - #707	Completed		05/27/09	\$11,160.00	\$11,160.00	06/04/2009
7038	2136	2008-20	DAL - ROBERT - #708	Completed		05/28/09	\$11,335.00	\$11,335.00	06/04/2009
7039	2139	2008-20	DAL - JOSE - #709	Completed		05/28/09	\$11,335.00	\$11,335.00	06/04/2009
7042	2138	2008-20	DAL - FORBES - #742	Completed		05/28/09	\$11,335.00	\$11,335.00	06/04/2009
7044	2140	2008-20	DAL - BURLESON - #7044	Completed		05/28/09	\$11,335.00	\$11,335.00	06/04/2009
7044	2142	2008-20	DAL - NEWMAN - #7044	Completed		05/28/09	\$11,335.00	\$11,335.00	06/04/2009
7046	2141	2008-20	DAL - FORENTOINO	Completed		05/28/09	\$11,420.00	\$11,420.00	06/04/2009
7047	2143	2008-20	DAL - WINELOW - #7047	Completed		05/28/09	\$11,335.00	\$11,335.00	06/04/2009
7054	2157	2008-20	DAL - FARLEY - #704	Completed		05/28/09	\$11,335.00	\$11,335.00	07/09/2009
7052	2144	2008-20	DAL - BARNES - #7055	Completed		05/28/09	\$11,335.00	\$11,335.00	06/04/2009
7050	2145	2008-20	DAL - KUKULA - #7060	Completed		05/28/09	\$11,335.00	\$11,335.00	06/04/2009
7062	2146	2008-20	DAL - DYER - #7062	Completed		05/28/09	\$21,250.00	\$21,250.00	06/04/2009
7070	2147	2007-22	LARGO DAL - DALCHERTY - #7064	Completed		05/28/09	\$25,800.00	\$25,800.00	06/04/2009
7071	2149	2008-20	DAL - THOMPSON - #7071	Completed		05/28/09	\$10,370.00	\$10,370.00	07/09/2009
7073	2148	2008-20	DAL - ROBINSON - #7073	Completed		05/28/09	\$21,351.23	\$21,351.23	02/13/2010
7075	2151	2008-20	DAL - WOODWARD - #7075	Completed		05/28/09	\$11,435.00	\$11,435.00	06/04/2009
7082	2150	2008-20	DAL - RASCH - #7082	Completed		05/28/09	\$11,250.00	\$11,250.00	07/09/2009
7086	2152	2007-19	LARGO DAL - VOYLES - #7085	Completed		05/28/09	\$37,561.30	\$37,561.30	06/04/2009
7087	2153	2008-20	DAL - WICKELAR - #7087	Completed		05/28/09	\$11,335.00	\$11,335.00	06/28/2009
7088	2156	2007-22	DAL - FOLGER - #7088	Completed		07/02/09	\$25,075.00	\$25,075.00	07/09/2009
7089	2156	2007-22	LARGO DAL - ROWELL - #7089	Completed		07/02/09	\$25,500.00	\$25,500.00	07/09/2009
7100	2157	2008-20	DAL - MIGHT - #7103	Completed		07/02/09	\$9,550.00	\$9,550.00	08/12/2009
7104	2159	2008-20	DAL - BRETHNER - #7104	Completed		07/02/09	\$9,575.00	\$9,575.00	08/28/2009
7106	2160	2008-20	DAL - ERLICH - #7108	Completed		07/02/09	\$11,335.00	\$11,335.00	08/10/2009
7109	2159	2008-20	DAL - AVILA - #7109	Completed		07/02/09	\$11,250.00	\$11,250.00	08/28/2009
7112	2161	2008-20	DAL - LONDONO - #7112	Completed		08/03/09	\$11,335.00	\$11,335.00	10/01/2009
7114	2175	2008-19	Largo Dal - Williams - #7114	Completed		09/29/09	\$25,250.00	\$25,250.00	10/01/2009
7115	2176	2008-19	Largo Dal - Swenson - #7115	Completed		09/29/09	\$25,500.00	\$25,500.00	10/01/2009
7116	2162	2008-20	DAL - MCCASKILL - #7116	Completed		08/03/09	\$19,964.18	\$19,964.18	08/28/2009
7117	2177	2008-19	Largo Dal - White - #7117	Completed		09/29/09	\$26,000.00	\$26,000.00	10/01/2009
7123	2178	2008-24	LFRR - Kavalieras - #7123	Completed		09/29/09	\$16,613.70	\$16,613.70	10/01/2009
7124	2205	2008-24	Largo SFR - Roth - #7124	Completed		12/17/09	\$64,675.99	\$64,675.99	12/23/2009
7125	2206	2008-25	Largo SFR - Rowe - #7125	Completed		12/17/09	\$14,361.35	\$14,361.35	12/23/2009
7134	2167	2008-20	DAL - VALENTIN RODRIGUEZ	Completed		08/27/09	\$11,435.00	\$11,435.00	10/01/2009
7136	2166	2008-20	DAL - KOUTMAN - #7136	Completed		08/26/09	\$11,500.00	\$11,500.00	10/01/2009
7138	2168	2008-20	DAL - AZEBO - #7138	Completed		08/27/09	\$11,335.00	\$11,335.00	10/01/2009
7171	2171	2008-20	DAL - MAMALI - #7171	Completed		08/27/09	\$11,335.00	\$11,335.00	12/23/2009
7138	2170	2008-20	DAL - BRUNTON - #7138	Completed		08/27/09	\$11,335.00	\$11,335.00	08/28/2009
7189	2189	2008-20	DAL - C						

U.S. DEPARTMENT OF HOUSING AND URBAN DEVELOPMENT
OFFICE OF COMMUNITY PLANNING AND DEVELOPMENT
PR08 - Grantee
Summary Activity Report

DATE: 12/28/2015

TIME: 5:10:39 PM

PAGE: 10/18

IDIS

Grantee Activity Number	DBS Activity ID	Fm Yr	Activity Name	Act Stat	Matrix Code	Initial Funding Date	Funded Amount	Drawn Amount	Date of Last Draw
7265	2251	2009-26	DAL-Paul-#7265	Completed		02/02/10	\$1,261.31	\$1,261.31	03/04/2010
7266	2251	2009-26	DAL-Irene-Celia-Celia-#7266	Completed		02/12/10	\$1,277.05	\$1,277.05	06/22/2010
7267	2258	2009-26	DAL - Clara - #7267	Completed		03/02/10	\$10,967.43	\$10,967.43	06/22/2010
7268	2250	2009-26	DAL-Hugh-#7268	Completed		02/12/10	\$1,371.40	\$1,371.40	03/04/2010
7269	2252	2009-26	DAL-Harsh-#7269	Completed		02/12/10	\$1,371.89	\$1,371.89	06/22/2010
7274	2262	2008-24	LBRF - Kasia - #7274	Completed		06/14/10	\$38,884.59	\$38,884.59	06/22/2010
7285	2260	2009-26	DAL - Polina - #7285	Completed		03/02/10	\$1,362.30	\$1,362.30	06/22/2010
7286	2247	2009-26	DAL-Howard-#7286	Completed		02/12/10	\$1,402.88	\$1,402.88	06/22/2010
7287	2257	2009-26	DAL - Raitan - #7287	Completed		03/02/10	\$1,387.14	\$1,387.14	06/22/2010
7288	2258	2009-26	DAL - Blackish - #7288	Completed		03/02/10	\$1,402.75	\$1,402.75	06/26/2010
7295	2253	2009-26	DAL-Pyram-#7295	Completed		02/12/10	\$9,611.12	\$9,611.12	06/22/2010
7296	2273	2009-26	DAL - Zima - #7296	Completed		06/14/10	\$1,371.76	\$1,371.76	06/22/2010
7300	2274	2009-26	DAL - Laniagut - #7300	Completed		06/14/10	\$1,371.76	\$1,371.76	06/22/2010
7301	2281	2009-26	DAL - Rosh-Matvey - #7301	Completed		06/14/10	\$1,371.76	\$1,371.76	06/22/2010
7307	2280	2008-24	LBRF - Myers - #7307	Completed		06/14/10	\$48,013.48	\$48,013.48	06/22/2010
7308	2290	2009-26	DAL - Jale - #7308	Completed		06/14/10	\$1,482.44	\$1,482.44	06/22/2010
7309	2270	2009-26	DAL - Lorea - #7309	Completed		06/14/10	\$1,372.12	\$1,372.12	06/26/2010
7310	2267	2009-26	DAL - Euse - #7310	Completed		06/14/10	\$1,377.03	\$1,377.03	06/22/2010
7311	2275	2009-26	DAL - Coleman - #7311	Completed		06/14/10	\$1,380.05	\$1,380.05	06/22/2010
7312	2276	2009-26	DAL - Burger - #7312	Completed		06/14/10	\$1,287.14	\$1,287.14	06/26/2010
7313	2286	2009-26	DAL - Polina - #7313	Completed		06/14/10	\$1,477.64	\$1,477.64	06/22/2010
7314	2284	2009-26	DAL - Nadia - #7314	Completed		06/14/10	\$1,403.36	\$1,403.36	12/23/2010
7315	2277	2009-26	DAL - Raitan - #7315	Completed		06/14/10	\$1,307.54	\$1,307.54	06/22/2010
7316	2265	2009-26	DAL - Margalio - #7316	Completed		06/14/10	\$1,387.14	\$1,387.14	06/22/2010
7317	2283	2009-26	DAL - Contreas - #7317	Completed		06/14/10	\$1,472.14	\$1,472.14	06/22/2010
7318	2278	2009-26	DAL - Raitan - #7318	Completed		06/14/10	\$1,380.04	\$1,380.04	06/22/2010
7319	2288	2009-26	DAL - Baker - #7319	Completed		06/14/10	\$1,372.13	\$1,372.13	06/22/2010
7320	2270	2009-26	DAL - Nadia - #7320	Completed		06/14/10	\$1,388.36	\$1,388.36	06/26/2010
7324	2281	2009-26	DAL - Rowe - #7324	Completed		06/24/10	\$1,071.49	\$1,071.49	06/26/2010
7326	2285	2009-26	DAL - Patis - #7326	Completed		06/24/10	\$1,376.81	\$1,376.81	06/26/2010
7328	2286	2009-26	DAL - Nasari - #7328	Completed		06/24/10	\$1,058.81	\$1,058.81	06/26/2010
7329	2282	2009-26	DAL - Palonic - #7329	Completed		06/24/10	\$1,307.30	\$1,307.30	06/26/2010
7338	2288	2009-26	DAL - Butler - #7338	Completed		06/24/10	\$1,382.22	\$1,382.22	06/26/2010
7341	2303	2009-20	LBRF - Cuff - #7341	Completed		09/24/10	\$33,373.34	\$33,373.34	09/29/2010
7344	2302	2009-20	LBRF - Patis-Cuff-#7344	Completed		09/24/10	\$151,654.33	\$151,654.33	09/29/2010
7345	2286	2009-26	DAL - Yost - #7345	Completed		06/24/10	\$1,303.34	\$1,303.34	06/26/2010
7350	2287	2009-26	DAL - Pence - #7350	Completed		06/03/10	\$1,386.97	\$1,386.97	08/05/2010
7351	2288	2009-26	DAL - Sawa - #7351	Completed		06/03/10	\$1,386.97	\$1,386.97	09/29/2010
7352	2292	2009-26	DAL - Sawa - #7352	Completed		06/03/10	\$1,372.37	\$1,372.37	08/05/2010
7353	2292	2009-26	DAL - Ward - #7353	Completed		06/03/10	\$8,822.37	\$8,822.37	06/26/2010
7354	2290	2009-26	DAL - Raa - #7354	Completed		06/03/10	\$10,797.37	\$10,797.37	08/05/2010
7356	2294	2009-26	DAL - Nemo - #7356	Completed		06/03/10	\$6,488.09	\$6,488.09	09/29/2010
7359	2290	2009-26	DAL - Patis - #7359	Completed		06/03/10	\$6,547.37	\$6,547.37	09/29/2010
7368	2305	2008-21	RHO - Laurel Trace Apartments - #7368	Completed		06/30/10	\$141,739.47	\$141,739.47	03/19/2011
7369-H	2333	2009-22	REC-Cla Ridge-#7369-H	Completed		09/22/11	\$202,959.99	\$202,959.99	08/05/2012
7370	2297	2009-26	DAL - Swarth - #7370	Completed		09/28/10	\$6,047.85	\$6,047.85	09/29/2010
7378	2299	2009-26	DAL - Murphy - #7378	Completed		09/24/10	\$6,467.85	\$6,467.85	09/29/2010
7394	2296	2009-26	DAL - Barber - #7394	Completed		09/24/10	\$6,372.85	\$6,372.85	09/29/2010
7398	2298	2009-26	DAL - Logg - #7398	Completed		09/24/10	\$6,379.26	\$6,379.26	12/23/2010
7399	2300	2009-26	DAL - Celsay - #7399	Completed		09/24/10	\$6,372.85	\$6,372.85	12/23/2010
7400	2301	2009-26	DAL - Hanna - #7400	Completed		09/24/10	\$10,678.28	\$10,678.28	12/23/2010
7401	2299	2009-26	DAL - Gonzalez - #7401	Completed		09/24/10	\$6,379.26	\$6,379.26	12/23/2010
7405	2325	2010-21	DAL-Schneider-#7405	Completed		09/22/11	\$6,076.38	\$6,076.38	09/24/2011
7406	2325	2010-21	LBRF-Condole-#7406	Completed		09/22/11	\$80,368.36	\$80,368.36	09/24/2011
7601	2327	2010-21	DAL-Mingo-#7601	Completed		09/22/11	\$5,562.10	\$5,562.10	09/24/2011
7672	2332	2010-21	LBRF-Brockland-#7672	Completed		09/22/11	\$32,100.04	\$32,100.04	09/24/2011
7707	2337	2010-21	DAL-Louis-Pace-#7707	Completed		09/22/11	\$6,022.10	\$6,022.10	09/24/2011
7708	2328	2010-21	DAL - White - #7708	Completed		09/22/11	\$6,027.14	\$6,027.14	09/24/2011
7709	2330	2010-21	DAL-Paul-Mingo-#7709	Completed		09/22/11	\$5,988.09	\$5,988.09	09/24/2011
7917	2337	2010-21	LDAL - Houghton - #7917	Completed		12/15/11	\$6,000.00	\$6,000.00	12/16/2011
7996	2389	2010-21	DAL - Ison - #7996	Completed		06/14/12	\$6,965.00	\$6,965.00	06/22/2012
7997	2360	2010-21	DAL - MacDinger - #7997	Completed		06/14/12	\$6,065.00	\$6,065.00	06/22/2012
809	109	1994-2	WYATT ST. PHASE 8A AND 8B DESIGN	Completed	03K	04/01/91	\$10,113.00	\$10,113.00	09/30/1998
811A	110	1994-2	Unknown	Completed			\$0.00	\$0.00	
818	111	1994-2	Unknown	Completed	13		\$0.00	\$0.00	
819	112	1994-2	Unknown	Completed	13		\$0.00	\$0.00	
823	113	1994-2	Unknown	Completed	14B		\$0.00	\$0.00	
8302A	114	1994-2	Unknown	Completed	14A		\$0.00	\$0.00	
8303	115	1994-2	Unknown	Completed	08		\$0.00	\$0.00	
8304	116	1994-2	Unknown	Completed	08		\$0.00	\$0.00	
8305B	117	1994-2	Unknown	Completed	14B		\$0.00	\$0.00	
8306C	118	1994-2	Unknown	Completed	14B		\$0.00	\$0.00	
8306D	119	1994-2	COVENANT FOUNDATION SUPPORTIVE HOUSING	Completed	14B		\$0.00	\$0.00	
8306E	120	1994-2	BRIDGEWORK COUNSELING CTR SUPPORTIVE HSG	Completed	14B		\$0.00	\$0.00	
8310	121	1994-2	ACQUISITION OF HOUSING LOTS - CHAF	Completed	01		\$0.00	\$0.00	
8313	122	1994-2	Unknown	Completed	14A		\$0.00	\$0.00	
8315	123	1994-2	Unknown	Completed	03J		\$0.00	\$0.00	
8317	124	1994-2	SHORE BOULEVARD INFRASTRUCTURE	Completed	03		\$0.00	\$0.00	
8318	125	1994-2	Unknown	Completed	14A		\$0.00	\$0.00	
8318A	126	1994-2	Unknown	Completed	14A		\$0.00	\$0.00	
8318B	127	1994-2	Unknown	Completed	14A		\$0.00	\$0.00	
8320	128	1994-2	Unknown	Completed	03E		\$0.00	\$0.00	
8324	129	1994-2	Unknown	Completed	03E		\$0.00	\$0.00	
8327	130	1994-2	PARK PARKING LOT	Completed	03G		\$0.00	\$0.00	
8328	131	1994-2	DANVILLE CONSULTING & PRELIM DESIGN	Completed	03	10/01/93	\$275,443.78	\$275,443.78	10/01/2010
8329	132	1994-2	Unknown	Completed	14B		\$0.00	\$0.00	
8319	133	1994-2	Unknown	Completed	14E		\$0.00	\$0.00	
8401	134	1994-2	SINGLE UNIT REHABILITATION	Canceled	14A		\$0.00	\$0.00	
8405A	135	1994-2	Unknown	Completed	14A		\$0.00	\$0.00	
8405D	136	1994-2	Unknown	Completed	01		\$0.00	\$0.00	
8405E	137	1994-2	COMMERCIAL FACADE PROGRAM	Completed	14E		\$0.00	\$0.00	
8407	139	1994-2	TBCCD HOMEOWNERSHIP OPPORTUNITY	Completed	14A		\$0.00	\$0.00	
8408	140	1994-2	Unknown	Completed	05A		\$0.00	\$0.00	
8409	141	1994-2	Unknown	Completed	05		\$0.00	\$0.00	
8410	142	1994-2	Unknown	Completed	05		\$0.00	\$0.00	
8411	143	1994-2	PARKING AND RESTROOMS	Completed	03		\$0.00	\$0.00	
8414	144	1994-2	WYATT ST. PHASE 8B RECONSTRUCTION	Completed	03K	10/01/92	\$779,529.97	\$779,529.97	03/17/1999
8415A	145	1994-2	DANVILLE ROW ACQUISITION	Canceled	01		\$0.00	\$0.00	
8418	146	1994-2	DANVILLE INFRASTRUCTURE DESIGN	Completed	03	11/01/94	\$146,734.23	\$146,734.23	10/16/2003
8419	147	1994-2	Unknown	Completed	10		\$0.00	\$0.00	
8417	148	1994-2	Unknown	Completed	10		\$0.00	\$0.00	
8418	149	1994-2	ASAP WOMAN AND CHILD EMERGENCY SHELTER	Completed	03C		\$0.00	\$0.00	
8419	150	1994-2	Unknown	Completed	03		\$0.00	\$0.00	
8420	151	1994-2	Unknown	Completed	03M		\$0.00	\$0.00	
8421	152	1994-2	Unknown	Completed	03		\$0.00	\$0.00	
8422	153	1994-2	PHILLAS VILLAGE RANGE HOOD IN DAYCARE	Completed	03M		\$0.00	\$0.00	
8423	154	1994-2	YVCA FAMILY VILLAGE	Canceled	03C		\$0.00	\$0.00	
8424	155	1994-2	Unknown	Completed	03A		\$0.00	\$0.00	
8425	156	1994-2	VEP - DORN PROJECT	Completed	03C		\$0.00	\$0.00	
8426	157	1994-2	Unknown	Completed	05		\$0.00	\$0.00	
8427	158	1994-2	Unknown	Completed	04		\$0.00	\$0.00	
8428	159	1994-2	ADMINISTRATION	Completed	21A		\$0.00	\$0.00	
8429	160	1994-2	CONTINGENCIES	Canceled	22		\$0.00	\$0.00	
8432	161	1994-2	HIGH POINT YMCA	Completed	03E	11/01/94	\$455,215.39	\$455,215.39	03/16/1998
8438	162	1994-2	Unknown	Completed	14B		\$0.00	\$0.00	
8439	163	1994-2	RFP PROGRAM - R.A. WELLM	Completed	14B		\$0.00	\$0.00	
8439	164	1994-2	RFP PROGRAM - ROSENKRANZ	Completed	14B		\$0.00	\$0.00	
8444	165	1994-2	SUP HSG PROGRAM - LUTHERAN RESIDENCES	Completed	14B		\$0.00	\$0.00	
8448	166	1994-2	Unknown	Completed	14B		\$0.00	\$0.00	
844C	167	1994-2	SUPPORTIVE HSG - ALMONY-BARTLELL	Completed	14B		\$0.00	\$0.00	
844D	168	1994-2	SUPPORTIVE HOUSING - GEORGE #274	Completed	14B		\$0.00	\$0.00	
8501	170	1995-1	JWB - COMPREHENSIVE FAMILY SERVICES	Completed					

U.S. DEPARTMENT OF HOUSING AND URBAN DEVELOPMENT
OFFICE OF COMMUNITY PLANNING AND DEVELOPMENT
PR08 - Grantee
Summary Activity Report

DATE: 12/28/2015
TIME: 5:10:39 PM
PAGE: 11/18

IDIS

Grantee Activity Number	DBS Activity ID	Pgm Yr	Activity Name	Act Stat	Matrix Code	Initial Funding Date	Funded Amount	Drawn Amount	Last Draw	Date of
9531 CDBGSP	187	1995-31	STREETSCAPE	Completed	03	10/01/95	\$175,000.00	\$175,000.00	12/24/1997	
9532 CDBGSP	188	1995-32	DOWNTOWN STREETSCAPE	Completed	03		\$0.00	\$0.00		
9533 CDBGSP	189	1995-33	VILLAS IN THE PARK WATERLINE	Completed	03J		\$0.00	\$0.00		
9534	189	1995-34	MAIN STREET STREETSCAPE	Completed	03		\$0.00	\$0.00		
ABCD	1438	2002-18	CDBG ADMINISTRATION - 0203	Completed	21A	01/14/03	\$864,180.04	\$864,180.04	12/19/2003	
ADAO2	237	1996-35	GULFPORT CASINO	Completed	10	10/01/96	\$10,000.00	\$10,000.00	06/13/1997	
ADAO3	240	1996-35	MADRID BEACH RESTROOMS AT MARINA	Completed	10		\$0.00	\$0.00		
ADAO4	219	1996-35	ABILITIES RESTROOM MODIFICATION	Completed	10	10/01/96	\$10,000.00	\$10,000.00	06/13/1997	
ADAO5	241	1996-35	DEAF SERVICE CENTER, HANCOCK COURTYARD	Completed	10	10/01/96	\$10,000.00	\$10,000.00	06/26/1997	
ADAO6	242	1996-35	BOULEY - RESTROOMS	Completed	10	10/01/96	\$6,085.00	\$6,085.00	06/26/1997	
ADAO7	243	1996-35	GLADIMAR FIRE DEPT. RESTROOMS	Completed	10	10/01/96	\$10,000.00	\$10,000.00	06/26/1997	
ADAO8	244	1996-35	PCV PLAYGROUND EQUIPMENT	Completed	10	10/01/96	\$10,000.00	\$10,000.00	06/26/1997	
ADAO9	245	1996-35	PHINELLAS PARK SENIOR CENTER	Completed	10	10/01/96	\$3,990.00	\$3,990.00	09/20/1997	
ADAO10	376	1996-35	DUNEDIN MULTIPLE ETTER	Completed	10	09/20/97	\$10,000.00	\$10,000.00	10/21/1997	
ADAO11	375	1996-35	PHINELLAS PARK JOINT USE FITNESS CENTER	Completed	10	09/20/97	\$10,000.00	\$10,000.00	10/22/1997	
ADAO12	378	1996-35	ST PETE BEACH LIBRARY	Completed	10	09/20/97	\$3,840.00	\$3,840.00	11/01/1997	
ADDO	247	1996-44	CDBG ADMIN	Completed	21A	10/01/96	\$445,923.68	\$445,923.68	11/21/1997	
AE8	389	1997-1	CDBG ADMIN	Completed	21A	10/01/97	\$76,234.25	\$76,234.25	11/21/1998	
AE9	407	1998-1	CDBG ADMINISTRATION	Completed	21A	10/01/98	\$86,865.17	\$86,865.17	11/16/1999	
AE10	987	2000-48	CDBG ADMINISTRATION - 0101	Completed	21A	01/12/01	\$831,039.69	\$831,039.69	11/02/2001	
AE11	1212	2001-48	CDBG ADMINISTRATION - 0102	Completed	21A	12/02/01	\$784,511.97	\$784,511.97	10/22/2002	
AE12	128	1998-43	ESG ADMINISTRATION	Completed	21A	10/01/98	\$2,473.34	\$2,473.34	07/16/1997	
AE13	410	1997-1	ESG ADMIN	Completed	21A	10/01/97	\$4,860.00	\$4,860.00	08/01/1998	
AE14	488	1998-1	ESG ADMINISTRATION	Completed	21A	10/01/98	\$6,600.00	\$6,600.00	09/28/1999	
AE15	988	2000-48	ESG ADMINISTRATION	Completed	21A	01/12/01	\$6,100.00	\$6,100.00	07/11/2001	
AE16	1213	2001-48	ESG ADMINISTRATION - 0102	Completed	21A	01/02/02	\$8,400.00	\$8,400.00	08/01/2002	
AE17	1430	2002-48	ESG ADMINISTRATION - 0203	Completed	21A	01/02/03	\$8,360.00	\$8,360.00	07/03/2003	
AE18	390	1997-1	HOME ADMINISTRATION	Completed	21A	10/01/97	\$162,500.00	\$162,500.00	11/05/1998	
AE19	499	1998-1	HOME ADMINISTRATION	Completed	21A	10/01/98	\$124,654.21	\$124,654.21	09/27/2000	
AE20	989	2000-48	HOME ADMINISTRATION	Completed	21A	01/12/01	\$193,259.64	\$193,259.64	11/02/2001	
AE21	1214	2001-48	HOME ADMINISTRATION - 0102	Completed	21A	12/02/01	\$185,449.14	\$185,449.14	10/22/2002	
AE22	1440	2001-48	HOME ADMINISTRATION - 0203	Completed	21A	01/02/03	\$197,050.55	\$197,050.55	10/26/2003	
AE23	1221	2001-48	HMPFEE	Completed	21A	12/02/01	\$21,127.57	\$21,127.57	10/22/2002	
AE24	1460	2002-48	HMPFEE	Completed	21A	01/02/03	\$42,760.94	\$42,760.94	12/16/2003	
AE25	1525	2002-48	HARDWARE, LARGO ADMINISTRATION - 0203	Completed	21A	01/02/03	\$12,145.77	\$12,145.77	10/01/2005	
AE26	1188	1999-7	CPP - ESPEY PROPERTIES	Completed	14E	08/21/01	\$465.25	\$465.25	08/22/2001	
AE27	2073	2007-43	ASPLEY PLACE APARTMENTS	Completed	03C	01/29/08	\$1,550,210.98	\$1,550,210.98	08/05/2010	
AE28	2150	2009-1	HEF Community Service Center Construction	Completed	03C		\$0.00	\$0.00		
AE29	1192	2000-48	GRA UNDERGROUND STREET LIGHTS	Completed	03	09/31/01	\$5,673.00	\$5,673.00	08/01/2001	
AE30	1014	2000-48	COMMUNITY SERVICE FOUNDATION	Completed	05	01/16/01	\$11,632.00	\$11,632.00	11/02/2001	
AE31	1015	2000-48	DANVILLE NDC OPERATIONS	Completed	19C	01/16/01	\$79,754.65	\$79,754.65	11/02/2001	
AE32	1012	2000-48	RODGERSST PAINT PROGRAM	Completed	14A	01/16/01	\$16,389.28	\$16,389.28	02/04/2001	
AE33	1013	2000-48	PRIVATE FENCE - 11TH STREET	Completed	03	01/16/01	\$16,389.28	\$16,389.28	01/16/2002	
AE34	1014	2000-48	11TH STREET HIGHWAY LAND FILL	Completed	03	04/08/02	\$17,472.41	\$17,472.41	04/11/2002	
AE35	1015	2000-48	GRA NEWLETTER	Completed	05	01/16/01	\$2,860.00	\$2,860.00	07/02/2001	
AE36	1016	2000-48	HOMELIVERS CLUB	Completed	05	01/16/01	\$55,900.00	\$55,900.00	11/02/2001	
AE37	1114	2000-48	GLADIMAR SENIOR CENTER	Completed	03	04/28/01	\$166,525.23	\$166,525.23	06/29/2001	
AE38	1159	2000-48	ONI GRASS GROUNDS	Completed	03	06/27/01	\$2,411,060.45	\$2,411,060.45	07/03/2003	
AE39	1093	2000-48	PEER TO PEER LENDING PROGRAM	Completed	05	03/19/01	\$30,600.00	\$30,600.00	11/02/2001	
AE40	1071	2000-48	POC - CHORSE SERVICES	Completed	05	02/27/01	\$15,000.00	\$15,000.00	05/01/2001	
AE41	1189	2000-48	CODPFC - PHINELLAS PARK - STREETSCAPE	Completed	03	08/21/01	\$174,829.69	\$174,829.69	08/22/2001	
AE42	1158	2000-48	RCS - THE HAVEN	Completed	03	06/27/01	\$200,000.00	\$200,000.00	11/14/2001	
AE43	1177	2000-48	RCS - THE HAVEN	Completed	03	09/06/01	\$0.00	\$0.00		
AE44	1017	2000-48	GREATER HODGSON AREA MISCELLANEOUS	Completed	03	01/16/01	\$115.99	\$21,158.00	09/15/2001	
AE45	1158	2000-48	TREASURE ISLAND - STREETSCAPE	Completed	03C	06/27/01	\$300,000.00	\$300,000.00	07/11/2001	
AE46	1017	2000-48	TURNING POINT OPERATIONS	Completed	03	01/16/01	\$100,000.00	\$100,000.00	11/02/2001	
AE47	1135	2000-48	TARPON SPRINGS SUFFOLK/DAK DESIGN	Completed	03	05/22/01	\$83,365.76	\$83,365.76	07/11/2002	
AE48	1210	2001-48	LP CASL - CARING AND SHARING	Completed	14A	12/20/01	\$10,441.55	\$10,441.55	05/14/2002	
AE49	1381	2001-48	LP CASL - TYPICAL	Completed	14A	01/05/02	\$2,550.00	\$2,550.00	07/10/2002	
AE50	1388	2001-48	LP CASL - ZEBROCK - #5836	Completed	14A	07/22/02	\$2,700.00	\$2,700.00	07/26/2002	
AE51	1441	2001-48	LP CASL - ZEBROCK - #5835	Completed	14A	08/13/02	\$2,550.00	\$2,550.00	08/26/2002	
AE52	1388	2001-48	CODICFPD - GULFPORT COMMUNITY CENTER	Completed	03	07/10/02	\$0.00	\$0.00		
AE53	1287	2001-48	CODICFPMB - MADRID BEACH - STREETSCAPE	Completed	03	02/12/02	\$100,000.00	\$100,000.00	10/03/2002	
AE54	1287	2001-48	CODICFPMB - TARPON SPRINGS - STREETSCAPE	Completed	03	02/12/02	\$400,000.00	\$400,000.00	07/03/2003	
AE55	1332	2001-48	CODICFPMB - PHINELLAS PARK - STREETSCAPE	Completed	03L	12/26/01	\$100,000.00	\$100,000.00	10/16/2003	
AE56	1288	2001-48	CODICFPMB - SAFETY CENTER - STREETSCAPE	Completed	03	02/12/02	\$50,000.00	\$50,000.00	08/02/2002	
AE57	1248	2001-48	CODICFP01 - 546 MAIN ST	Completed	14E	01/08/02	\$1,691.00	\$1,691.00	02/09/2002	
AE58	1352	2001-48	CODICFP02 - 301 MAIN STREET	Completed	14E	05/29/02	\$1,002.49	\$1,002.49	06/04/2002	
AE59	1391	2001-48	CODICFP03 - 415 BRUNER BLVD	Completed	14E	07/23/02	\$5,000.00	\$5,000.00	07/26/2002	
AE60	1371	2001-48	CODICFP04 - 6203 PARK BLVD	Completed	14E	07/03/02	\$3,000.00	\$3,000.00	07/10/2002	
AE61	1440	2001-48	CODICFP05 - EDWARDS	Completed	04	01/13/03	\$981.10	\$981.10	10/11/2003	
AE62	1454	2001-48	CODICFP07 - MEASE MANOR	Completed	14E	01/14/03	\$2,000.00	\$2,000.00	01/17/2003	
AE63	1454	2001-48	CODICFP08 - PALM HARBOR MAIN ST	Completed	14E	07/19/02	\$3,382.29	\$3,382.29	10/02/2002	
AE64	1571	2001-48	CODICFP09 - OLIVAS DUNEDIN CAFE	Completed	04	06/27/03	\$4,850.00	\$4,850.00	07/03/2003	
AE65	1415	2001-48	CODICFP10 - OAK TRAIL BOOKS	Completed	14E	09/30/02	\$7,000.00	\$7,000.00	10/03/2002	
AE66	1290	2001-48	CODICFP11 - LELIAMAN FIRE STATION	Completed	04	01/16/01	\$0.00	\$0.00		
AE67	1291	2001-48	CODICFP12 - COMMUNITY SERVICE FOUNDATION	Completed	05	12/26/01	\$25,000.00	\$25,000.00	08/24/2002	
AE68	1271	2001-48	POC - CHORSE SERVICES	Completed	05	02/06/02	\$20,000.00	\$20,000.00	02/06/2002	
AE69	1263	2001-48	DEMO - 1770 GULF BOULEVARD	Completed	04	01/23/02	\$5,000.00	\$5,000.00	01/29/2002	
AE70	1402	2001-48	DEMO - 585 PARK BLVD	Completed	04	07/10/02	\$5,000.00	\$5,000.00	08/24/2002	
AE71	1261	2001-48	DEMO - 108 17TH AVE & A B	Completed	04	01/23/02	\$5,000.00	\$5,000.00	01/29/2002	
AE72	1229	2001-48	DEMO - 438 EAST OAKWOOD	Completed	04	12/26/01	\$2,727.82	\$2,727.82	12/28/2001	
AE73	1229	2001-48	DEMO - 451 EAST OAKWOOD	Completed	04	12/26/01	\$3,679.90	\$3,679.90	12/28/2001	
AE74	1243	2001-48	DEMO - 518 E OAKWOOD	Completed	04	12/27/01	\$6,869.70	\$6,869.70	01/19/2002	
AE75	1250	2001-48	DEMO - 315 S BAYFORD	Completed	04	01/16/02	\$5,000.00	\$5,000.00	01/19/2002	
AE76	1250	2001-48	DEMO - 1530 WINTREE DRIVE	Completed	04	01/16/02	\$4,742.02	\$4,742.02	01/19/2002	
AE77	1265	2001-48	DEMO - 3105 54TH AVE. NO.	Completed	04	01/05/02	\$4,561.81	\$4,561.81	01/19/2002	
AE78	1257	2001-48	DEMO - 440 LINCOLN AVENUE	Completed	04	01/10/02	\$4,815.19	\$4,815.19	01/19/2002	
AE79	1258	2001-48	DEMO - 439 EAST OAKWOOD STREET	Completed	04	01/10/02	\$5,000.00	\$5,000.00	01/19/2002	
AE80	1266	2001-48	DEMO - 1920 LINDLEY	Completed	04	01/05/02	\$5,000.00	\$5,000.00	01/29/2002	
AE81	1267	2001-48	DEMO - 400 SOUTH LEXIE AVENUE	Completed	04	01/05/02	\$4,953.00	\$4,953.00	01/29/2002	
AE82	1268	2001-48	DEMO - 424 LINCOLN AVENUE	Completed	04	01/10/02	\$2,945.00	\$2,945.00	02/08/2002	
AE83	1261	2001-48	DEMO - 500 E HARRISON STREET	Completed	04	01/10/02	\$4,485.85	\$4,485.85	02/08/2002	
AE84	1270	2001-48	DEMO - 583 31ST STREET NORTH	Completed	04	01/10/02	\$2,352.57	\$2,352.57	02/08/2002	
AE85	1271	2001-48	DEMO - 111 W LIME STREET	Completed	04	01/10/02	\$4,944.00	\$4,944.00	02/08/2002	
AE86	1272	2001-48	DEMO - OAKWOOD ST /BAYFORD AVENUE	Completed	04	01/10/02	\$3,840.00	\$3,840.00	02/08/2002	
AE87	1273	2001-48	DEMO - MIX BLVD/OLESE AVE	Completed	04	01/10/02	\$4,465.00	\$4,465.00	02/08/2002	
AE88	1384	2001-48	DEMO - 1935 GULF BLVD	Completed	04	07/06/02	\$3,107.34	\$3,107.34	07/26/2002	
AE89	1307	2001-48	DEMO - 512 E MARTIN LUTHER KING	Completed	04	03/29/02	\$2,860.00	\$2,860.00	04/04/2002	
AE90	1388	2001-48	DEMO - 518 E MARTIN LUTHER KING	Completed	04	03/29/02	\$4,454.69	\$4,454.69	10/22/2002	
AE91	1390	2001-48	DEMO - 611 E MARTIN LUTHER KING	Completed	04	03/29/02	\$2,860.00	\$2,860.00	04/04/2002	
AE92	1310	2001-48	DEMO - 500 E MARTIN LUTHER KING	Completed	04	03/29/02	\$2,360.00	\$2,360.00	04/04/2002	
AE93	1318	2001-48	DEMO - 3418 98TH AVENUE NORTH	Completed	04	04/08/02				

U.S. DEPARTMENT OF HOUSING AND URBAN DEVELOPMENT
OFFICE OF COMMUNITY PLANNING AND DEVELOPMENT
PR08 - Grantee
Summary Activity Report

DATE: 12/28/2015
TIME: 5:10:39 PM
PAGE: 12/18

IDIS

Grantee Activity Number	IDIS Activity Number	Fiscal Year	Activity Name	Act Stat	Matrix Code	Initial Funding Date	Funded Amount	Drawn Amount	Last Draw Date
CD02CFP18	1614	2002-11	FACADE PROGRAM - 424 VIRGINIA LANE	Completed	14E	1/20/03	\$2,237.57	\$2,237.57	12/16/2003
CD02CFP17	1687	2002-11	CFP-288 MAIN ST	Completed	14E	9/19/04	\$1,240.00	\$1,240.00	03/19/2004
CD02CFP18	1700	2002-11	CFP - 818 HIGHLAND	Completed	14E	04/21/04	\$6,000.00	\$6,000.00	05/08/2004
CD02DAL	1630	2002-10	DAL - RIVERA - 47124	Completed		1/28/03	\$7,800.00	\$7,800.00	12/16/2003
CD02DEM01	1468	2002-10	DEM0 - 517 LINCOLN AVENUE	Completed	04	01/14/03	\$4,909.36	\$4,909.36	01/17/2003
CD02DEM02	1470	2002-10	DEM0 - 400 SOUTH LEBUS	Completed	04	01/28/03	\$4,996.86	\$4,996.86	01/01/2003
CD02DEM03	1462	2002-10	DEM0 - LINCOLN ACADEMY NEIGHBORHOOD LOTS	Completed	04	01/14/03	\$17,146.00	\$17,146.00	01/17/2003
CD02DEM04	1467	2002-10	DEM0 - MLK & NORTH AVENUE	Completed	04	01/14/03	\$6,718.00	\$6,718.00	01/17/2003
CD02DEM05	1469	2002-10	DEM0 - 438 GRANT STREET	Completed	04	01/27/03	\$4,930.65	\$4,930.65	01/01/2003
CD02DEM06	1470	2002-10	DEM0 - 531 LINCOLN AVENUE	Completed	04	01/27/03	\$4,999.50	\$4,999.50	01/01/2003
CD02DEM07	1597	2002-10	DEM0 - 137 E ORANGE	Completed	04	10/09/03	\$727.00	\$727.00	10/16/2003
CD02DEM08	1622	2002-10	DEM0 - DEMOLITION AND CLEARANCE	Completed	04	1/25/03	\$743.00	\$743.00	12/16/2003
CD02DEM09	1511	2002-10	DEM0 - 512 E OAKWOOD STREET	Completed	04	03/22/03	\$6,848.65	\$6,848.65	04/12/2003
CD02DEM10	1512	2002-10	DEM0 - 330 HERSCUE ST	Completed	04	03/22/03	\$7,847.78	\$7,847.78	04/12/2003
CD02DEM11	1477	2002-10	DEM0 - 3711 10TH AVENUE NORTH	Completed	04	01/28/03	\$406.88	\$406.88	04/12/2003
CD02DEM12	1479	2002-10	DEM0 - 5384 S LAUREL PLACE	Completed	04	01/28/03	\$5,725.00	\$5,725.00	04/12/2003
CD02DEM13	1508	2002-10	DEM0 - 3246 5TH AVENUE N	Completed	04	02/17/03	\$4,183.14	\$4,183.14	04/12/2003
CD02DEM14	1520	2002-10	DEM0 - 7211 43RD STREET NORTH	Completed	04	04/25/03	\$4,789.14	\$4,789.14	05/01/2003
CD02DEM15	1582	2002-10	DEM0 - LINCOLN ACADEMY CLEANUP	Completed	04	10/03/03	\$18,278.00	\$18,278.00	10/16/2003
CD02DEM16	1532	2002-10	DEM0 - 2825 BEACH BOULEVARD	Completed	04	04/25/03	\$2,997.91	\$2,997.91	05/01/2003
CD02DEM17	1530	2002-10	DEM0 - 220 HERSCUE STREET	Completed	04	04/25/03	\$3,951.17	\$3,951.17	05/01/2003
CD02DEM18	1531	2002-10	DEM0 - 3108 58TH AVE NORTH	Completed	04	04/25/03	\$2,492.60	\$2,492.60	05/01/2003
CD02DEM19	1557	2002-10	DEM0 - 1006 48TH STREET SOUTH	Completed	04	05/16/03	\$3,161.52	\$3,161.52	05/01/2003
CD02DEM20	1580	2002-10	DEM0 - 12722 128TH ST	Completed	04	09/25/03	\$4,039.34	\$4,039.34	10/16/2003
CD02DEM21	1574	2002-10	DEM0 - 1829 YORK STREET S	Completed	04	07/14/03	\$3,870.51	\$3,870.51	07/16/2003
CD02DEM22	1581	2002-10	DEM0 - 3080 58TH AV	Completed	04	10/09/03	\$2,751.46	\$2,751.46	10/16/2003
CD02DEM23	1584	2002-10	DEM0 - 500 S WALTON	Completed	04	10/09/03	\$5,908.00	\$5,908.00	10/16/2003
CD02DEM24	1585	2002-10	DEM0 - 551 LINCOLN AV	Completed	04	10/09/03	\$4,880.00	\$4,880.00	10/16/2003
CD02DEM25	1589	2002-10	DEM0 - 426 E OAK	Completed	04	10/09/03	\$895.00	\$895.00	10/16/2003
CD02DEM26	1588	2002-10	DEM0 - 237 E LANE	Completed	04	10/09/03	\$879.00	\$879.00	10/16/2003
CD02DEM27	1620	2002-10	DEM0 - DEMOLITION AND CLEARANCE	Completed	04	1/25/03	\$5,775.10	\$5,775.10	12/16/2003
CD02DEM28	1593	2002-10	DEM0 - 63 W. PARK ST	Completed	04	10/09/03	\$2,155.23	\$2,155.23	10/16/2003
CD02DEM29	1592	2002-10	DEM0 - 1346 N PINELLAS AV	Completed	04	10/09/03	\$8,736.44	\$8,736.44	10/16/2003
CD02DEM30	1621	2002-10	DEM0 - DEMOLITION AND CLEARANCE	Completed	04	1/25/03	\$4,085.88	\$4,085.88	12/16/2003
CD02DEM31	1615	2002-10	DEM0 - DEMOLITION AND CLEARANCE	Completed	04	1/25/03	\$1,214.49	\$1,214.49	12/16/2003
CD02DEM32	1589	2002-10	DEM0 - 326 S GROSS	Completed	04	10/09/03	\$6,675.33	\$6,675.33	10/16/2003
CD02DEM33	1616	2002-10	DEM0 - DEMOLITION AND CLEARANCE	Completed	04	1/25/03	\$2,155.00	\$2,155.00	12/16/2003
CD02DEM34	1617	2002-10	DEM0 - 815 N PINELLAS AVE	Completed	04	1/25/03	\$861.00	\$861.00	12/16/2003
CD02DEM35	1615	2002-10	DEM0 - DEMOLITION AND CLEARANCE - 4360 58TH AVE	Completed	04	1/20/03	\$3,159.25	\$3,159.25	12/16/2003
CD02DMC	1462	2002-10	DANVILLE NEIGHBORHOOD REVITALIZATION	Completed	05	01/14/03	\$451.08	\$451.08	01/17/2003
CD02DEVPC	1475	2002-10	DANVILLE NEIGHBORHOOD DEV CORP	Completed	03	01/27/03	\$46,714.08	\$46,714.08	12/16/2003
CD02DEVCLND	1586	2002-10	DANVILLE PH2 INFRASTRUCTURE (HUD 1438)	Completed	09	08/11/03	\$401,979.09	\$401,979.09	10/27/2006
CD02DRI	1474	2002-10	GREATER RIDGECREST	Completed	03	03/17/04	\$7,000.00	\$7,000.00	06/20/2004
CD02HETST1	1564	2002-10	TAGARELLI CONSTRUCTION CORP	Completed	03	03/17/03	\$11,768.37	\$11,768.37	04/12/2003
CD02HIFAC2	1513	2002-7	ACQUISITION - HIGH POINT (NFC)	Completed	01	03/22/03	\$38,961.50	\$38,961.50	05/01/2003
CD02HYFAC1	1514	2002-10	HIGHPOINT YVCA SERVICES	Completed	03	03/22/03	\$65,502.34	\$65,502.34	05/08/2004
CD02LPL	1588	2002-3	LPL - ROVAZZI - 5867	Completed	14A	10/09/03	\$2,750.00	\$2,750.00	10/16/2003
CD02LMCU	1587	2002-10	LEALMAN TARGET AREA	Completed	08	06/17/03	\$348.00	\$348.00	07/01/2003
CD02LMRE	1611	2002-10	LEALMAN	Completed	03	1/25/03	\$25,587.50	\$25,587.50	03/19/2004
CD02LMNFC	1510	2002-10	CD02LMNFC - LEALMAN FAMILY CENTER	Completed	05	03/22/03	\$6,379.37	\$6,379.37	01/16/2003
CD02LSN	1591	2002-10	NEIGHBORHOOD ISOLATION	Completed	03K	10/09/03	\$154.88	\$154.88	03/19/2004
CD02MPC	1480	2002-10	PINELLAS OPPORTUNITY COUNCIL - CHORE SVC	Completed	05A	01/28/03	\$20,000.00	\$20,000.00	07/01/2003
CD02MYL	1629	2002-10	WINDTREE VILLAGE LANDSCAPING (HUD84)	Completed	03K	03/17/04	\$42,340.00	\$42,340.00	05/24/2005
CD02MYCA	1447	2002-5	YVCA OPERATIONS	Completed	03	01/14/03	\$270,000.00	\$270,000.00	10/16/2003
CD02GDOCE	1890	2003-6	11TH STREET/GODEN ENHANCEMENTS	Completed	03K	09/01/05	\$383,444.00	\$383,444.00	10/10/2007
CD02GDOCE1	1715	2003-10	CFP - 108 4TH AVE	Completed	14E	05/17/04	\$3,000.00	\$3,000.00	05/27/2004
CD02GDOCE2	1722	2003-10	CFP - 731 737 BROADWAY	Completed	14E	06/04/04	\$2,310.00	\$2,310.00	06/15/2004
CD02GDOCE3	1744	2003-10	CFP - 7500 42ND WAY N	Completed	14E	07/09/04	\$1,961.50	\$1,961.50	07/20/2004
CD02GDOCE5	1794	2003-10	CFP - 801 8TH AVE N	Completed	14E	10/11/04	\$2,648.25	\$2,648.25	10/16/2004
CD02GDOCE6	1801	2003-10	CFP - 20120 N PINELLAS AVE	Completed	14E	12/22/04	\$6,000.00	\$6,000.00	11/09/2004
CD02GCP	1711	2003-10	COMMUNITY PRICE CHILD CARE CENTER	Completed	04	04/21/04	\$4,965.00	\$4,965.00	09/12/2004
CD02GCP1	1743	2003-10	CFP - 102 E TAPPOON	Completed	14E	07/09/04	\$6,000.00	\$6,000.00	07/20/2004
CD02GCP18	1688	2003-10	DEM0 - 1818 11TH ST S	Completed	04	03/17/04	\$5,745.46	\$5,745.46	03/19/2004
CD02GCP19	1702	2003-10	DEM0 - 4225 43RD AVE N	Completed	04	03/19/04	\$3,539.21	\$3,539.21	04/08/2004
CD02GCP20	1688	2003-10	DEM0 - 12712 128ND AVE N	Completed	04	03/19/04	\$9,726.76	\$9,726.76	04/08/2004
CD02GCP21	1688	2003-10	DEM0 - 5844 10TH AVE N	Completed	04	03/19/04	\$8,809.81	\$8,809.81	05/08/2004
CD02GCP22	1718	2003-10	DEM0 - 3891 52ND AVE	Completed	04	05/17/04	\$4,344.47	\$4,344.47	05/27/2004
CD02GCP23	1702	2003-10	DEM0 - 4086 40TH STREET	Completed	04	04/16/04	\$4,460.00	\$4,460.00	06/15/2004
CD02GCP24	1674	2003-10	DEM0 - 2778 41ST AVE N	Completed	04	03/12/04	\$3,354.89	\$3,354.89	03/19/2004
CD02GCP25	1674	2003-10	DEM0 - 424 OAKWOOD ST	Completed	04	03/12/04	\$5,686.38	\$5,686.38	03/19/2004
CD02GCP26	1675	2003-10	DEM0 - 415 PINELLAS AVE	Completed	04	03/12/04	\$5,324.28	\$5,324.28	03/19/2004
CD02GCP27	1684	2003-10	DEM0 - 13271564170000010	Completed	04	03/12/04	\$5,020.00	\$5,020.00	03/19/2004
CD02GCP28	1685	2003-10	DEM0 - 13271564170000020	Completed	04	03/12/04	\$5,020.00	\$5,020.00	03/19/2004
CD02GCP29	1683	2003-10	DEM0 - 13271564170000010	Completed	04	03/12/04	\$4,140.00	\$4,140.00	03/19/2004
CD02GCP30	1684	2003-10	DEM0 - 13271564170000020	Completed	04	03/12/04	\$6,060.00	\$6,060.00	03/19/2004
CD02GCP31	1680	2003-10	DEM0 - 13271564170000020	Completed	04	03/12/04	\$5,200.00	\$5,200.00	03/19/2004
CD02GCP32	1675	2003-10	DEM0 - 13271564170000030	Completed	04	03/12/04	\$5,580.00	\$5,580.00	03/19/2004
CD02GCP33	1672	2003-10	DEM0 - 13271564170000030	Completed	04	03/12/04	\$6,961.00	\$6,961.00	03/19/2004
CD02GCP34	1742	2003-10	DEM0 - 424 LINCOLN AVE	Completed	04	07/09/04	\$8,847.43	\$8,847.43	07/20/2004
CD02GCP35	1792	2003-10	DEM0 - 3301 S 33RD KATHA AVE	Completed	04	10/11/04	\$6,662.70	\$6,662.70	10/16/2004
CD02GCP36	1791	2003-10	DEM0 - 2401 51ST AVE N	Completed	04	10/11/04	\$4,272.00	\$4,272.00	10/16/2004
CD02GCP37	1790	2003-10	DEM0 - 520 E LANE ST	Completed	04	10/11/04	\$3,749.00	\$3,749.00	10/16/2004
CD02GCP38	1793	2003-10	DEM0 - 220 E ORANGE ST	Completed	04	10/11/04	\$965.00	\$965.00	10/16/2004
CD02GCP39	1686	2003-10	DEM0 - 603 S BAYFORD AVE	Completed	04	03/12/04	\$7,200.00	\$7,200.00	03/19/2004
CD02GCP40	1823	2003-10	DEM0 - 2 H LANE	Cancelled	04	03/03/04	\$4,420.00	\$4,420.00	10/16/2004
CD02GCP41	1823	2003-10	DEM0 - 13301 128TH	Cancelled	04		\$0.00	\$0.00	
CD02GCP42	1823	2003-10	DEM0 - 13301 128TH	Cancelled	04	02/04/05	\$2,520.00	\$2,520.00	02/11/2005
CD02GCP43	1814	2003-10	DEM0 - 1478 GODDEN CROSSING	Completed	04	01/14/05	\$3,681.87	\$3,681.87	01/15/2005
CD02GCP44	1682	2003-10	DEM0 - 4555 5TH AVE N	Completed	04	03/12/04	\$8,002.79	\$8,002.79	03/19/2004
CD02GCP45	1684	2003-10	DEM0 - 3811 VIRGINIA ST	Completed	04	03/12/04	\$3,880.85	\$3,880.85	03/19/2004
CD02GCP46	1683	2003-10	DEM0 - 703 ORANGE AVENUE	Completed	04	03/11/04	\$5,597.98	\$5,597.98	03/19/2004
CD02GCP47	1691	2003-10	DEM0 - 125 E ORANGE ST	Completed	04	03/12/04	\$4,582.32	\$4,582.32	03/19/2004
CD02GCP48	1673	2003-10	DEM0 - 19105 WHISPERS PINES DR	Completed	04	03/12/04	\$5,784.99	\$5,784.99	03/19/2004
CD02GCP49	1677	2003-10	DEM0 - 137 E ORANGE ST	Completed	04	03/12/04	\$4,649.83	\$4,649.83	03/19/2004
CD02GCP50	1678	2003-10	DEM0 - 137 E ORANGE ST	Completed	05	03/12/04	\$57,868.71	\$57,868.71	11/09/2004
CD02GCP51	1688	2003-10	DANVILLE PHASE 3 UTILITIES	Completed	03	03/12/04	\$61,370.48	\$61,370.48	12/16/2011
CD02GCP52	1670	2003-10	FAMILY RESOURCES, INC. YOUTH SHELTER	Completed	03K	03/12/04	\$300,000.00	\$300,000.00	03/19/2004
CD02GCP53	1782	2003-10	GULFPORT MULTI-USE COMMUNITY FACILITY	Completed	08	07/20/04	\$400,000.00	\$400,000.00	07/21/2004
CD02GCP54	1720	2003-10	RODGECREST NEIGHBORHOOD CLEANUP	Completed	04	06/04/04	\$9,439.73	\$9,439.73	07/20/2004
CD02GCP55	1780	2003-10	HIGHPOINT YVCA FREE STANDING ROOF	Completed	03F	10/11/04	\$164,919.00	\$164,919.00	05/24/2005
CD02GCP56	1682	2003-10	ORA HOUSE NUMBER	Completed	14				

U.S. DEPARTMENT OF HOUSING AND URBAN DEVELOPMENT
OFFICE OF COMMUNITY PLANNING AND DEVELOPMENT
PR08 - Grantee
Summary Activity
Report

DATE: 12/28/2015
TIME: 5:10:39 PM
PAGE: 13/18

IDIS

Grantee Activity Number	IDIS Activity ID	Pgm Yr	Activity Name	Act Site	Matrix Code	Initial Funding Date	Funded Amount	Drawn Amount	Last Date
CD04UCWP	2040	2003-10	JOE'S CREEK GREENWAY PLANTS	Completed	00F	05/14/07	\$10,703.00	\$10,703.00	05/15/2007
CD04LFC	1824	2004-1	LEALMAN FAMILY CENTER NEWSLETTER	Completed	05	01/02/05	\$10,374.48	\$10,374.48	10/21/2005
CD04LMLE	1883	2004-1	CENTRAL LEALMAN NEIGHBORHOOD CLEANUP	Completed	04	07/15/05	\$22,734.03	\$22,734.03	07/19/2005
CD04LWTR	1931	2004-1	LEALMAN WATERLINE AND HYDRANTS PHASE 1	Completed	03	01/23/05	\$242,000.00	\$242,000.00	01/25/2005
CD04OZNA	1818	2004-1	OZONA VILLAGE HALL RESTORATION	Completed	03	01/25/05	\$141,989.00	\$141,989.00	07/26/2006
CD04PANT	1815	2004-1	GPA PANT PROGRAM	Completed	14A	01/13/05	\$18,831.05	\$18,831.05	10/21/2005
CD04PEMS	1834	2004-1	PRIME CRISP STABILIZATION UNIT REHAB	Completed	08B	02/04/05	\$60,252.87	\$60,252.87	07/19/2005
CD04POFC	1823	2004-1	POC - CHORE SERVICES	Completed	05A	01/25/05	\$30,000.00	\$30,000.00	07/19/2005
CD04PPHYT	1888	2004-1	PHINELLS PARK WATERLINE & HYDRANTS	Completed	03	07/18/05	\$182,798.00	\$182,798.00	07/19/2005
CD04RCZFP	1903	2004-1	RCS FOOD PANTRY RENOVATIONS	Completed	03	09/28/05	\$250,000.00	\$250,000.00	07/13/2006
CD04RECH	1875	2004-1	TOWN OF REDDITOR SHORES STREETSCAPE	Completed	03K	06/07/05	\$110,865.99	\$110,865.99	11/28/2006
CD04SPNGE	1851	2004-3	HISTORIC PRESERVATION PROJECTS	Completed	18B	04/07/05	\$10,000.00	\$10,000.00	04/09/2005
CD04VANDG	1815	2004-1	VINCENT HOUSE ACQUISITION	Completed	08B	01/12/05	\$300,000.00	\$300,000.00	01/15/2005
CD04WCTR8	1833	2004-1	WATSON CENTER REHAB	Completed	08B	02/04/05	\$33,251.00	\$33,251.00	04/09/2005
CD04VOPS	1819	2004-1	YVICA OPERATIONS AND SERVICES	Completed	05	01/25/05	\$207,675.00	\$207,675.00	10/21/2005
CD04S6A	1982	2005-1	POC SUPPORTING HOUSING CONSTRUCTION	Completed	12	07/13/05	\$100,000.00	\$100,000.00	07/14/2006
CD04ACR1	2067	2005-3	KORKIS ACQUISITION	Completed	01	11/29/07	\$70,264.47	\$70,264.47	04/14/2009
CD04CGRN	1914	2005-3	CRBG ADMINISTRATION	Completed	21A	01/04/06	\$79,762.54	\$79,762.54	11/28/2006
CD04CFENC	1940	2005-1	HIGH POINT COMMUNITY PRIDE FENCE	Completed	03	05/26/06	\$7,182.00	\$7,182.00	06/01/2006
CD04DEM1	1971	2005-1	DEMO - 414 GRANT	Completed	04	07/12/06	\$5,380.73	\$5,380.73	07/13/2006
CD04DEM2	1938	2005-1	DEMO - 12518 ORANGE STREET	Completed	04	03/22/06	\$4,734.50	\$4,734.50	07/13/2006
CD04DEM3	1970	2005-1	DEMO - 1249 22ND TERR	Completed	04	07/12/06	\$2,982.00	\$2,982.00	07/13/2006
CD04DEM4	1943	2005-1	DEMO - 19125 WHISPERRING PINES DR	Completed	04	05/30/06	\$700.00	\$700.00	06/01/2006
CD04DEM5	1944	2005-1	DEMO - 1520 LINCOLN AVE	Completed	04	05/30/06	\$7,000.00	\$7,000.00	04/12/2007
CD04DEM7	1979	2005-1	DEMO - 4317 57TH AVE	Completed	04	07/13/06	\$3,970.05	\$3,970.05	07/14/2006
CD04DEM8	1977	2005-1	DEMO - 4465 40TH ST	Completed	04	07/12/06	\$4,127.08	\$4,127.08	07/13/2006
CD04DEM9	1988	2005-1	DEMO - 7084 33RD ST N	Completed	04	06/23/06	\$4,120.20	\$4,120.20	08/25/2006
CD04DEM10	1987	2005-1	DEMO - 3817 44TH AVE N	Completed	04	06/23/06	\$2,409.75	\$2,409.75	08/25/2006
CD04DEM11	1978	2005-1	DEMO - 1317 GOODEN CROSSING	Completed	04	07/13/06	\$7,230.20	\$7,230.20	01/19/2007
CD04DEM12	1980	2005-1	DEMO - 1209 12TH AVE	Completed	04	06/22/06	\$3,868.59	\$3,868.59	08/22/2006
CD04DEM14	1980	2005-1	DEMO - 5902 72ND AVE N	Completed	04	07/07/06	\$7,137.00	\$7,137.00	01/19/2007
CD04DEM15	2003	2005-1	DEMO - 7102 52ND WAY N	Completed	04	12/04/06	\$5,143.76	\$5,143.76	12/29/2006
CD04DEM16	2013	2005-1	DEMO - 5902 37TH WAY N	Completed	04	01/04/07	\$5,802.68	\$5,802.68	04/12/2007
CD04DUNA	2085	2005-1	CITY OF DUNDEN STREETSCAPE	Completed	03K	06/24/08	\$72,060.68	\$72,060.68	06/25/2008
CD04FORR	1989	2005-1	REPAIRS OF RIDGECREST ROOF REPLACEMENT	Completed	05C	11/12/06	\$20,000.00	\$20,000.00	11/28/2006
CD04GLFRP	2074	2005-1	GULFPORT 40TH STREET STREETSCAPE	Completed	03K	02/29/08	\$300,000.00	\$300,000.00	03/04/2008
CD04GRGLE	1974	2005-1	GREATER RIDGECREST NEIGHBORHOOD CLEANUP	Completed	04	07/12/06	\$10,414.97	\$10,414.97	07/14/2006
CD04HPCON	2004	2006-1	HIGH POINT FAMILY CENTER CONSTRUCTION	Completed	05E	12/15/06	\$1,270,000.00	\$1,270,000.00	08/27/2008
CD04HYREH	1937	2005-1	YVICA HIGH POINT BRANCH REHABILITATION	Completed	03E	03/29/06	\$99,250.00	\$99,250.00	05/09/2007
CD04LFC	1938	2005-1	LEALMAN FAMILY CENTER NEWSLETTER	Completed	05	04/21/06	\$9,602.00	\$9,602.00	11/28/2006
CD04LMLEA	1972	2005-1	LEALMAN NEIGHBORHOOD CLEANUP	Completed	04	07/12/06	\$29,804.85	\$29,804.85	11/28/2006
CD04LMKR	2036	2005-1	LEALMAN PARK IMPROVEMENTS	Completed	03F	07/12/06	\$679,000.00	\$679,000.00	07/12/2007
CD04LWTR	2004	2005-1	LEALMAN WATERLINE & HYDRANTS PHASE 2	Completed	03J	04/14/07	\$154,000.00	\$154,000.00	05/15/2007
CD04PEMS	1983	2005-1	PEMHs REHABILITATION	Completed	08B	07/13/06	\$17,135.00	\$17,135.00	07/14/2006
CD04POFC	1989	2005-1	POC - CHORE SERVICES	Completed	05A	03/22/06	\$30,000.00	\$30,000.00	08/25/2006
CD04PPHY	2001	2005-1	CITY OF PHINELLS PARK STREETSCAPE	Completed	03K	01/12/07	\$7,237.53	\$7,237.53	01/19/2007
CD04PV2	2005	2005-1	PHINELLS VILLAGE REHAB	Completed	14B	12/15/06	\$27,505.00	\$27,505.00	10/19/2007
CD04PV2	2111	2005-1	PHINELLS VILLAGE REHAB	Completed	14B	11/25/08	\$25,000.00	\$25,000.00	11/28/2008
CD04REH	1985	2005-1	CITY OF SAFETY HARBOR STREETSCAPE	Completed	03K	09/22/06	\$7,000.00	\$7,000.00	09/22/2006
CD04RTPS	1921	2005-1	YVICA OPERATIONS GBA BRANCH	Completed	05	01/13/06	\$11,811.20	\$11,811.20	11/28/2006
CD04ACR2	2112	2005-1	ACQUISITION OF HOUSING SITES - MCREEA	Completed	01	11/25/08	\$107,044.05	\$107,044.05	12/16/2011
CD04ADIN	2000	2006-1	PHINELLS CITY CDBG ADMINISTRATION	Completed	03A	12/04/06	\$744,915.08	\$744,915.08	05/04/2008
CD04DEM01	2015	2006-1	DEMO - 2782 52ND AVE N	Completed	04	01/24/07	\$3,914.06	\$3,914.06	04/12/2007
CD04DEM02	2016	2006-1	DEMO - 425 16TH ST N	Completed	04	01/24/07	\$3,711.44	\$3,711.44	04/12/2007
CD04DEM03	2018	2006-1	DEMO - 3770 44TH AVE N	Completed	04	03/14/07	\$3,865.24	\$3,865.24	04/12/2007
CD04DEM04	2019	2006-1	DEMO - 1431 OAK STREET	Completed	04	03/14/07	\$6,982.20	\$6,982.20	04/12/2007
CD04DEM05	2020	2006-1	DEMO - 19125 WHISPERRING PINES	Completed	04	04/11/07	\$5,300.00	\$5,300.00	04/12/2007
CD04DEM07	2053	2006-1	DEMO - 12810 CAMPBELL LANE	Completed	04	07/09/07	\$7,417.66	\$7,417.66	10/10/2007
CD04DEM08	2063	2006-1	DEMO - 12810 CAMPBELL LANE	Cancelled	04		\$0.00	\$0.00	
CD04DV3	2115	2006-1	DANVILLE PHASE II	Completed	03	02/09/09	\$1,565,984.54	\$1,565,984.54	12/16/2011
CD04FAMES	2023	2006-1	FAMILY RESOURCES TURNER ST REHAB	Completed	03C	01/03/08	\$463,526.78	\$463,526.78	04/02/2008
CD04GCR1	2022	2006-1	GOODEN CROSSING SIDEWALKS	Completed	03L	05/01/07	\$203,965.66	\$203,965.66	03/20/2013
CD04GLFC	2108	2006-1	Gooden Crossing Sidewalk Acquisition & Right-of-Way	Completed	01	11/17/09	\$2,400.00	\$2,400.00	12/20/2009
CD04LFC	2017	2006-1	LEALMAN FAMILY CENTER NEWS	Completed	05	03/14/07	\$11,081.13	\$11,081.13	11/21/2007
CD04POFC	2018	2006-1	POC - CHORE SERVICES	Completed	05A	03/14/07	\$30,000.00	\$30,000.00	06/26/2007
CD04PPHY	2027	2006-1	CITY OF PHINELLS PARK SIDEWALKS	Completed	03K	01/18/08	\$18,458.00	\$18,458.00	01/10/2008
CD04SPFC	2057	2006-1	ST PETERSBURG FREE CLINIC	Completed	05Q	07/31/07	\$15,849.92	\$15,849.92	12/01/2007
CD04THSDU	2030	2006-1	TARPON SPRINGS HOUSING AUTHORITY DUPLEX	Completed	01	05/14/07	\$271,389.80	\$271,389.80	05/15/2007
CD04TSPS	2007	2006-1	GRA YVICA OPERATIONS	Completed	05	05/01/07	\$340,000.00	\$340,000.00	12/01/2007
CD04TADMN	2009	2007-1	CRBG ADMINISTRATION	Completed	21A	03/03/08	\$7,589.27	\$7,589.27	04/07/2009
CD04TENDM	2041	2006-1	DEMO - 4341 5TH AVE	Completed	04	06/01/07	\$6,771.15	\$6,771.15	06/26/2007
CD04P	2280	2007-1	Outpost 48th Streetscape Project	Completed	03K	03/30/10	\$152,640.07	\$152,640.07	04/10/2011
CD04BRACLE	2068	2007-1	ORA NEIGHBORHOOD CLEANUP	Completed	04	05/24/07	\$14,887.14	\$14,887.14	07/13/2008
CD04LFC	2088	2007-1	LEALMAN FAMILY CENTER NEWSLETTER	Completed	05	03/14/08	\$7,457.90	\$7,457.90	08/25/2008
CD04LHAC	2081	2007-1	LIGHTHOUSE OF PHINELLS AIR CONDITIONING	Completed	03	03/14/08	\$77,569.00	\$77,569.00	03/18/2008
CD04PEMS	2087	2007-1	PEMHs FACILITY CONSTRUCTION	Completed	03	03/18/08	\$400,000.00	\$400,000.00	08/25/2008
CD04POFC	2078	2007-1	POC - CHORE SERVICES	Completed	05A	03/03/08	\$30,480.00	\$30,480.00	09/20/2008
CD04PPHY	2114	2007-1	PHINELLS PARK SIDEWALK	Completed	03L	02/09/09	\$149,263.70	\$149,263.70	02/14/2009
CD04RCOF	2086	2007-1	YVICA GREATER RIDGECREST ROOF REHAB	Completed	03E	07/14/08	\$47,579.75	\$47,579.75	07/15/2008
CD04SCMH	2068	2007-1	SCMH HOMELESS SERVICES	Cancelled	05Q		\$0.00	\$0.00	
CD04TENDM	2068	2007-1	BUNCAST CTR FOR COMMUNITY MENTAL HEALTH	Completed	05Q	02/29/08	\$1,427.47	\$1,427.47	11/28/2008
CD04TH	2118	2007-1	CITY OF SAFETY HARBOR STREETSCAPE	Completed	03K	01/14/09	\$90,000.00	\$90,000.00	03/14/2009
CD04TCHMS	2100	2007-1	WESTCARE LUNARD REHAB	Completed	03	03/18/08	\$107,100.00	\$107,100.00	03/14/2009
CD04WCTP	2097	2007-1	WESTCARE TURNING POINT REHAB	Completed	03C	06/22/08	\$35,700.00	\$35,700.00	11/26/2008
CD04TSPS	2082	2007-1	GRA YVICA OPERATIONS	Completed	05	03/14/08	\$321,280.00	\$321,280.00	11/28/2008
CD04ADIN	2112	2008-1	CRBG ADMINISTRATION	Completed	21A	03/20/09	\$641,740.00	\$641,740.00	12/15/2009
CD04GRGLE	2203	2008-1	GRA Neighborhood Cleanup	Cancelled			\$0.00	\$0.00	
CD04DEM04	2128	2008-1	DEMO - 1353 GOODEN CROSSING	Completed	04	05/18/09	\$21,720.18	\$21,720.18	05/20/2009
CD04DEM01	2127	2008-1	DEMO - 1325 HELM STREET	Completed	04	05/18/09	\$6,601.81	\$6,601.81	05/20/2009
CD04GCR1	2173	2008-1	Gooden Crossing Sidewalk Acquisition & Right-of-Way	Completed	03	02/29/09	\$20,000.00	\$20,000.00	10/19/2009
CD04GRGLE	2204	2008-1	GRA Cleanup	Completed	04	12/11/09	\$14,920.00	\$14,920.00	12/15/2009
CD04HPCFLR	2154	2008-1	HPC COMMUNITY SERVICE CTR CONSTRUCTION	Completed	03C	07/01/09	\$303,992.43	\$303,992.43	05/22/2010
CD04LFC	2162	2008-1	HIGH POINT BRANCH YVICA FLOR REPLACEMENT	Completed	05	06/26/09	\$28,747.42	\$28,747.42	08/29/2009
CD04LMLE	2125	2008-1	LEALMAN FAMILY CENTER NEWSLETTER	Completed	05	03/20/09	\$17,000.00	\$17,000.00	10/01/2009
CD04LMKR	2120	2008-1	JOES CREEK GREENWAY REHAB	Completed	03F	05/19/09	\$477,779.58	\$477,779.58	11/18/2010
CD04PARC	2244	2008-1	PARC BUKER VEGA Group Home Rehab	Completed	08B	02/10/10	\$16,950.00	\$16,950.00	02/13/2010
CD04PEMS	2122	2008-1	PEMHs PARKING LOT IMPROVEMENTS	Completed	03	03/18/09	\$95,700.00	\$95,700.00	04/07/2009
CD04PPHY	2124	2008-1	DANVILLE ACQUISITIONS	Completed	01	03/20/09	\$45,328.18	\$45,328.18	05/26/2012
CD04POFC	2113	2008-1	POC CHORE SERVICES	Completed	05A	01/14/09	\$30,590.02	\$30,590.02	12/15/2009
CD04TSPS	2163	2008-1	CITY OF PHINELLS PARK STREETSCAPE	Completed	03L	08/03/09	\$150,000.00	\$150,000.00	08/12/2009
CD04VOPS	2122	2008-1	PHINELLS VILLAGE FENCE/PARKING LOT	Completed	03	03/18/09	\$28,106.00	\$28,106.00	04/07/2009
CD04WCTR8	2164	2008-1	RCS GRACE HOUSE REHABILITATION	Completed	03C	02/03/09	\$74,681.10	\$74,681.10	10/01/2010
CD04WCTR8	2117	2008-1	BUNCAST CENTER COMM MENTAL HEALTH OPS	Completed	05Q	02/09/09	\$150,0		

U.S. DEPARTMENT OF HOUSING AND URBAN DEVELOPMENT
OFFICE OF COMMUNITY PLANNING AND DEVELOPMENT
PR08 - Grantee
Summary Activity Report

DATE: 12/28/2015
TIME: 5:10:39 PM
PAGE: 14/18

IDIS

Grantee Activity Number	DBS Activity ID	Pgm Yr	Activity Name	Act Stat	Matrix Code	Initial Funding Date	Funded Amount	Drawn Amount	Date of Last Draw
COTADAMN	2402	2014	00000000CDBG Administration	Completed	21A	01/24/13	\$465,708.18	\$465,708.18	11/27/2013
COTADAMN	2407	2014	00000000CDBG Administration	Completed	21A	03/07/14	\$543,856.68	\$543,856.68	11/05/2014
COTADAMN	2477	2014	10 1415 CDBG Administration	Completed	21A	03/03/15	\$605,085.22	\$605,085.22	11/05/2015
COTADAMN	2482	2014	Conti Leavitt Target Area Land Acquisition	Completed	01	04/03/15	\$372,201.28	\$372,201.28	06/19/2015
CDBCFP12	416	1997	11 CFP - FEED STORE 5775 PARK BLVD	Completed	14E	12/22/97	\$2,710.30	\$2,710.30	01/02/1998
CDBCFP13	436	1997	11 CFP - SAFETY HARBOR AUTOMOTIVE CENTER	Completed	14E	10/01/97	\$2,000.00	\$2,000.00	04/28/1998
CDBCFP14	418	1997	11 CFP - PEDIATRIC DOCTORS - PHN PK	Completed	14E	10/01/97	\$3,322.80	\$3,322.80	02/18/1998
CDBCFP15	420	1997	11 CFP - HARBOR PLAZA - SAFETY HARBOR	Completed	14E	10/01/97	\$12,000.00	\$12,000.00	02/18/1998
CDBCFP16	401	1996	16 BLOCKBUSTER PLAZA - PINELLAS PARK	Completed	14E	11/24/97	\$2,000.00	\$2,000.00	12/24/1997
CDBCFP17	419	1997	11 CFP - GIFTSHOP - GULFPORT	Completed	14E	10/01/97	\$5,000.00	\$5,000.00	02/18/1998
CDBCFP20	409	1997	11 CFP - TURNERS BEACH SPORTS LOUNGE	Completed	14E	10/01/97	\$2,000.00	\$2,000.00	06/19/1998
CDBCFP21	470	1997	11 CFP - BUSHDOD ACADEMY	Completed	14E	10/01/97	\$3,000.00	\$3,000.00	09/01/1998
CDBCFP22	538	1997	11 CFP - GULFPORT STUDIO SEVEN	Completed	14E	10/01/98	\$5,000.00	\$5,000.00	03/03/1999
CDBCFP23	590	1997	11 CFP - SCHUELLER MANUFACTURING	Completed	14E	10/01/98	\$4,000.00	\$4,000.00	05/28/1999
CDBCFP25	558	1997	11 CFP - JAM ALUMINUM	Completed	14E	10/01/98	\$2,000.00	\$2,000.00	01/28/1999
CDBCEM15	394	1995	27 DEMO - RUSSEY	Completed	04	09/01/97	\$1,044.50	\$1,044.50	12/24/1997
CDBCEM16	385	1995	27 KERRY COURT CLEAN UP	Completed	04	09/01/97	\$5,203.35	\$5,203.35	12/24/1997
CDBCEM17	382	1995	27 DEMO - 12473 TREE STREET LARGO	Completed	04	10/01/97	\$4,521.95	\$4,521.95	12/24/1998
CDBCEM18	383	1995	27 DEMOLITION - STILES	Completed	04	09/01/97	\$7,085.36	\$7,085.36	09/01/1998
CDBCEM20	379	1995	27 DEMO - MARY STEWART	Completed	04	09/01/97	\$1,638.72	\$1,638.72	12/24/1997
CDBCEM21	380	1995	27 DEMO - BUCKNER MURRAY JR.	Completed	04	09/01/97	\$5,464.70	\$5,464.70	12/24/1997
CDBCEM21	381	1995	27 DEMO - MOTEL	Completed	04	09/01/97	\$3,314.69	\$3,314.69	02/18/1998
CDBCEM22	387	1995	27 DEMOLITION - WINDHIT	Completed	04	09/01/97	\$2,391.44	\$2,391.44	12/24/1997
CDBCEM23	408	1995	27 DEMOLITION - YNCA - 5350 BAMBOO PLACE	Completed	04	12/15/97	\$4,222.35	\$4,222.35	02/18/1998
CDBCEM24	409	1995	27 DEMOLITION - RIDGECREST - 1449 BASKINS	Completed	04	12/15/97	\$5,158.66	\$5,158.66	12/24/1997
CDBCEM25	461	1995	27 DEMO - 1304 HELM ST	Completed	04	10/01/97	\$1,109.36	\$1,109.36	06/10/1998
CDBCEM26	451	1995	27 DEMO - 938 HIGHLAND AVE	Completed	04	10/01/97	\$2,812.91	\$2,812.91	06/10/1998
CDBCEM27	464	1995	27 DEMO - 1727 CHAMFORD AVE	Completed	04	10/01/97	\$1,484.16	\$1,484.16	09/01/1998
CDBCEM28	463	1995	27 CLEAR - TAYLOR LAKE SUBDIV	Completed	04	10/01/97	\$3,460.00	\$3,460.00	09/01/1998
CDBCEM29	476	1995	27 DEMO - 715 PATTERSON ST	Completed	04	10/01/97	\$5,000.00	\$5,000.00	09/01/1998
CDBCEM30	467	1995	27 CLEAR - WYATT ST PALM TREE REMOVAL	Completed	04	10/01/97	\$500.00	\$500.00	09/01/1998
CDBCEM31	386	1995	27 DEMO - 725 WYATT ST	Completed	04	10/01/98	\$2,464.53	\$2,464.53	01/28/1999
CDBCEM32	619	1995	27 DEMO - 727 WYATT ST	Completed	04	10/01/98	\$2,391.15	\$2,391.15	06/03/1999
CDBCEM33	486	1995	27 DEMO - 19221 GULF BLVD. IND SHR	Completed	04	10/01/97	\$1,500.00	\$1,500.00	09/30/1998
CDBCEM34	203	1995	27 DEMO - 401 CONSULTING FOR DANVILLE	Completed	04	10/01/95	\$47,391.48	\$47,391.48	09/01/1998
CDBCEM35	254	1996	16 OLDSMAR HISTORIC SURVEY	Completed	21A	10/01/95	\$9,526.85	\$9,526.85	09/30/1997
CDBCEM36	401	1996	16 ADA - ABILITIES MAIN BUILD RESTROOM MOD	Completed	10	10/01/97	\$9,630.00	\$9,630.00	09/30/1998
CDBCEM37	626	1996	16 ADA - OLDSMAR CIVIC CENTER	Completed	03	10/01/98	\$10,000.00	\$10,000.00	09/30/1999
CDBCEM38	239	1996	16 ADA - ABILITIES INC. TRANSITIONS	Completed	10	10/01/97	\$9,972.66	\$9,972.66	03/24/1998
CDBCEM39	398	1996	16 ADA - SUNCRAFT EPILEPSY ASSO. INC.	Completed	10	10/01/97	\$9,994.19	\$9,994.19	12/24/1997
CDBCEM40	465	1996	16 ADA - INDIAN SHORES CITY HALL	Completed	10	10/01/97	\$6,532.00	\$6,532.00	09/30/1998
CDBCEM41	467	1996	16 ADA - DONEDIN LITTLE LEAGUE	Completed	10	10/01/97	\$10,000.00	\$10,000.00	09/30/1998
CDBCEM42	466	1996	16 INDIAN SHORES AUTOMOBILE DOOR	Completed	03	10/01/97	\$7,818.00	\$7,818.00	11/21/1998
CDBCEM43	476	1996	16 ADA - IND SHR E. HARKER PK RESTROOM	Completed	10	10/01/97	\$9,923.19	\$9,923.19	09/30/1998
CDBCEM44	684	1996	16 ADA - GULFPORT MARINA	Completed	03	10/01/98	\$10,000.00	\$10,000.00	09/17/1999
CDBCEM45	683	1996	16 ADA - GULFPORT CASINO	Completed	03	10/01/98	\$10,000.00	\$10,000.00	09/17/1999
CDBCEM46	686	1996	16 ADA - YNCA VILLAGE CENTER	Completed	03	10/01/98	\$6,461.80	\$6,461.80	09/30/1999
CDBCEM47	735	1996	16 ADA - INDIAN SHORES POLICE DEPT	Completed	03	10/01/98	\$4,845.00	\$4,845.00	11/16/1999
CDBCEM48	1152	1996	16 CHRISTOPHER CENTER	Completed	03B	06/27/01	\$10,000.00	\$10,000.00	06/28/2001
CDBCEM49	806	1996	16 ADA - ABILITIES	Completed	03	04/07/00	\$9,973.73	\$9,973.73	07/13/2000
CDBCEM50	849	1996	16 ADA - OCCC - 407 S ARCTURAS AVE	Completed	03	06/26/00	\$4,987.50	\$4,987.50	07/13/2000
CDBCEM51	738	1996	16 ADA - STERLING CENTER	Completed	03	10/01/98	\$997.51	\$997.51	11/13/1998
CDBCEM52	862	1996	16 ADA - OCCC - MARY HOLT BLVD	Completed	03	06/27/00	\$10,000.00	\$10,000.00	07/13/2000
CDBCEM53	1299	1996	16 ADA - UNION ACADEMY RESTROOMS	Completed	03	03/04/02	\$10,000.00	\$10,000.00	03/15/2002
CDBCEM54	851	1996	16 ADA - INDIAN SHORES TOWN HALL PA SYSTEM	Completed	03	06/27/00	\$4,000.00	\$4,000.00	07/13/2000
CDBCEM55	1076	1996	16 ADA - COUGLAS AND MAIN	Completed	03	02/26/01	\$3,351.96	\$3,351.96	02/28/2001
CDBCEM56	1191	1996	16 ADA - HISTORICAL MUSEUM - CDBGAD24	Completed	03	09/31/01	\$14,000.00	\$14,000.00	09/01/2001
CDBCEM57	860	1996	16 ADA - YNCA ROCK LIFT	Completed	03	06/28/00	\$4,013.00	\$4,013.00	07/13/2000
CDBCEM58	1134	1996	16 ADA - BLEACHER RAMPS	Completed	03F	05/25/01	\$10,000.00	\$10,000.00	05/30/2001
CDBCEM59	1231	1996	16 ADA - BACKPACK YNCA	Completed	03	12/26/01	\$6,856.90	\$6,856.90	12/26/2001
CDBCEM60	1430	1996	16 ADA - DAVIS FIELD PLAYGROUND - P.P.S.	Completed	03	11/01/02	\$7,852.11	\$7,852.11	02/26/2002
CDBCEM61	1506	1996	16 ADA - DORSETT PARK TAMPOUN SPRINGS	Completed	03	02/17/03	\$10,000.00	\$10,000.00	04/12/2003
CDBCEM62	1446	1996	16 ADA - REDINGTON SHORES FIRE DISTRICT	Completed	03	01/13/03	\$10,000.00	\$10,000.00	01/17/2003
CDBCEM63	1473	1996	16 ADA - CARING & SHARING CENTER	Completed	03	01/27/03	\$3,182.00	\$3,182.00	05/01/2003
CDBCEM64	1534	1996	16 ADA - HELEN HENRICH PARK	Completed	03	04/25/03	\$6,262.00	\$6,262.00	05/01/2003
CDBCEM65	1594	1996	16 ADA - REDINGTON SHORES PLAYGROUND	Completed	03F	10/09/03	\$10,000.00	\$10,000.00	10/16/2003
CDBCEM66	1771	1996	16 ADA - REDINGTON SHORES CITY HALL	Completed	03	09/03/04	\$10,000.00	\$10,000.00	09/10/2004
CDBCEM67	191	1996	16 AFFORDABLE LIVING MACHINE	Completed	05	10/01/96	\$8,921.85	\$8,921.85	10/21/1997
CDBCEM68	205	1996	16 CASA MANIERS	Completed	03C	10/01/96	\$97,500.00	\$97,500.00	03/31/1998
CDBCEM69	208	1996	16 CHAP - CONSTRUCTION	Completed	03C	10/01/96	\$325,000.00	\$325,000.00	02/18/1998
CDBCEM70	249	1996	16 CHDO OPERATIONS - CHAF	Completed	21A	10/01/96	\$24,664.57	\$24,664.57	10/29/1997
CDBCEM71	162	1996	16 CHDO HOUSING ASSISTANCE & HOMEBOY TRAINING	Completed	03	10/01/96	\$41,288.00	\$41,288.00	10/21/1997
CDBCEM72	195	1996	16 CHDO STREETSCAPE AND PARKING	Completed	03	10/01/96	\$160,000.00	\$160,000.00	04/29/1998
CDBCEM73	609	1996	16 DANVILLE AREA INFRASTRUCTURE PH1	Completed	03K	04/07/00	\$303,218.86	\$303,218.86	11/01/2001
CDBCEM74	196	1996	16 CHDO STREETSCAPE	Completed	03	10/01/96	\$210,000.00	\$210,000.00	09/01/1998
CDBCEM75	194	1996	16 HATS AIR CONDITIONING	Completed	14C	10/01/96	\$160,000.00	\$160,000.00	09/01/1998
CDBCEM76	200	1996	16 WHITLEY HOUSE	Completed	18B	10/01/96	\$194,042.31	\$194,042.31	11/21/1998
CDBCEM77	201	1996	16 PATRONS INN	Completed	18B	10/01/96	\$482,135.74	\$482,135.74	06/22/2001
CDBCEM78	197	1996	16 INDIAN ROCKS BEACH STREETSCAPE	Completed	03	10/01/96	\$100,000.00	\$100,000.00	10/27/1997
CDBCEM79	198	1996	16 CHAN CENTER SERVICES	Completed	05	10/01/96	\$4,969.84	\$4,969.84	10/21/1997
CDBCEM80	193	1996	16 LULAIMAN FIRE HYDRANT AND WATER LINE	Completed	03J	10/01/96	\$73,628.00	\$73,628.00	06/10/1998
CDBCEM81	210	1996	16 MUSTARD SEED TURNING POINT OPERATIONS	Completed	05	10/01/96	\$0.00	\$0.00	
CDBCEM82	199	1996	16 OLDSMAR STREETSCAPE	Completed	03	10/01/96	\$160,000.00	\$160,000.00	03/17/1998
CDBCEM83	202	1996	16 CHAN CENTER IMPROVEMENTS	Completed	03	10/01/96	\$67,738.86	\$67,738.86	04/29/1998
CDBCEM84	211	1996	16 CHORE SERVICES	Completed	05A	10/01/96	\$10,000.00	\$10,000.00	06/26/1997
CDBCEM85	212	1996	16 SENIOR CENTER ANCHOR IMPROVEMENTS	Completed	03A	10/01/96	\$150,000.00	\$150,000.00	03/24/1998
CDBCEM86	216	1996	16 TRANSITIONAL LIVING PROGRAM	Completed	03C	10/01/96	\$16,337.09	\$16,337.09	11/12/1997
CDBCEM87	203	1996	16 SAFETY HARBOR 8TH LANE PARKING	Completed	03	10/01/96	\$26,000.00	\$26,000.00	12/24/1997
CDBCEM88	204	1996	16 SAFETY HARBOR STREETSCAPE PHASE II	Completed	03	10/01/96	\$22,200.00	\$22,200.00	09/01/1998
CDBCFP02	518	1997	11 CFP - IBB BEACH COTTAGE FLORIST	Completed	14E	10/01/98	\$3,199.30	\$3,199.30	01/26/1999
CDBCFP03	536	1997	11 CFP - SOUTHERN PAVIN SHOP	Completed	14E	10/01/98	\$4,000.00	\$4,000.00	03/03/1999
CDBCFP04	668	1997	11 CFP - PRIVACY ELECTRONICS	Completed	14E	10/01/98	\$3,000.00	\$3,000.00	07/22/1999
CDBCFP05	664	1997	11 CFP - STUFFED MUSHROOM	Completed	14E	10/01/98	\$4,000.00	\$4,000.00	07/23/1999
CDBCFP06	666	1997	11 CFP - CLOUTS JEWELRY	Completed	14E	10/01/98	\$4,000.00	\$4,000.00	03/17/1999
CDBCFP08	939	1997	11 CFP - AUTO REPR GAR	Completed	14E	09/25/00	\$4,000.00	\$4,000.00	09/27/2000
CDBCFP09	812	1997	11 CFP - RETAIL OFFICE SH	Completed	14E	04/07/00	\$3,000.00	\$3,000.00	04/11/2000
CDBCFP10	739	1997	11 CFP - RETAIL BUSINESS	Completed	14E	10/01/98	\$2,000.00	\$2,000.00	11/13/1999
CDBCFP11	734	1997	11 CFP - CHRONOPACIT OFFICE	Completed	14E	10/01/98	\$5,000.00	\$5,000.00	11/13/1999
CDBCFP13	801	1997	11 CFP - DRAMK APTS UNIT A	Completed	14E	04/06/00	\$2,000.00	\$2,000.00	04/11/2000
CDBCFP14	800	1997	11 CFP - DRAMK APTS UNIT B	Completed	14E	04/06/00	\$2,000.00	\$2,000.00	04/11/2000
CDBCFP15	802	1997	11 CFP - DRAMK APTS UNIT C	Completed	14E	04/06/00	\$2,000.00	\$2,000.00	04/11/2000
CDBCFP16	940	1997	11 CFP - KELLY'S RESTAURANT	Completed	14E	09/25/00	\$2,000.00	\$2,000.00	09/27/2000
CDBCFP17	763	1997	11 CFP - CAFE/RESTAURANT INN MAIN ST	Completed	14E	10/01/99	\$2,860.00	\$2,860.00	08/26/2000
CDBCFP18	870	1997	11 CFP - INDEK OUT GRP. INC.	Completed	14E	09/29/00	\$3,000.00	\$3,000.00	07/13/2000
CDBCFP19	808	1997	11 CFP - TAYLOR ARCADE	Completed	14E				

U.S. DEPARTMENT OF HOUSING AND URBAN DEVELOPMENT
OFFICE OF COMMUNITY PLANNING AND DEVELOPMENT
PR08 - Grantee
Summary Activity Report

DATE: 12/28/2015
TIME: 5:10:39 PM
PAGE: 15/18

IDIS

Grantee Activity Number	IDIS Activity ID	Pgm Yr	Activity Name	Act Stg	Matrix Code	Initial Planning Date	Funded Amount	Drawn Amount	Date of Last Draw
CD08DEM10	618	1998-7	DEMO - 15133 WINDTREE DR	Completed	04	1/01/1998	\$7,486.49	\$7,486.49	06/03/1999
CD08DEM11	873	1999-4	DEMO - 633 LEVIE AVE. TS	Completed	04	07/06/2000	\$4,919.07	\$4,919.07	07/13/2000
CD08DEM12	651	1998-7	DEMO - 1021 DOUGLAS AVE.	Completed	04	1/01/1998	\$2,067.81	\$2,067.81	06/03/1999
CD08DEM13	687	1998-7	DEMO - 735-737 BROADWAY	Completed	04	1/01/1998	\$4,763.51	\$4,763.51	09/17/1999
CD08DEM14	688	1998-7	DEMO - 733-735 BROADWAY	Completed	04	1/01/1998	\$4,762.11	\$4,762.11	09/17/1999
CD08DEM15	684	1998-7	DEMO - 1893 BAKING CROSSING RD	Completed	04	1/01/1998	\$3,003.76	\$3,003.76	08/17/1999
CD08DEM16	686	1998-7	DEMO - 12730 132ND AVE N	Completed	04	1/01/1998	\$1,172.86	\$1,172.86	09/17/1999
CD08DEM17	733	1998-7	DEMO - 1029 BASS ST., ON	Completed	04	1/01/1998	\$2,622.74	\$2,622.74	11/13/1999
CD08DEM18	687	1998-7	DEMO - MONROE PARK	Completed	04	1/01/1998	\$5,000.00	\$5,000.00	07/23/1999
CD08DEM19	691	1998-7	DEMO - 12914 CAMPBELL LANE	Completed	04	1/01/1998	\$2,783.02	\$2,783.02	09/17/1999
CD08DEM20	759	1999-4	DEMO - 2234 BAKING CROSSING RD	Completed	04	1/01/1999	\$2,568.81	\$2,568.81	02/08/2000
CD08DEM21	757	1999-4	DEMO - 12663 125TH ST N	Completed	04	1/01/1999	\$4,799.24	\$4,799.24	04/11/2000
CD08DEM22	807	1999-4	DEMO - 355 MANN CT. ON	Completed	04	04/07/2000	\$3,864.77	\$3,864.77	04/11/2000
CD08DEM23	868	1999-4	DEMO - 1801 GULF BLVD. IS	Completed	04	11/15/2000	\$5,000.00	\$5,000.00	11/14/2000
CD08DEM24	853	1999-4	DEMO - 128TH AVE N (DANVILLE)	Completed	04	06/27/2000	\$4,448.70	\$4,448.70	07/13/2000
CD08DEM25	658	1999-4	DEMO - WIND TREE AREA CLEANUP	Completed	04	02/27/2000	\$2,057.24	\$2,057.24	07/20/2000
CD08DEM26	872	1999-4	DEMO - 433 EAST BOYER	Completed	04	07/06/2000	\$1,215.20	\$1,215.20	07/13/2000
CD08DEM27	876	1999-4	DEMO - LIVE OAK AND HISSCROSS TS	Completed	04	07/06/2000	\$2,238.97	\$2,238.97	07/13/2000
CD08DEM28	871	1999-4	DEMO - 115 E LAKE ST	Completed	04	07/06/2000	\$3,273.74	\$3,273.74	07/13/2000
CD08DEM29	874	1999-4	DEMO - BLOCK OF GROSSE, TER.	Completed	04	07/06/2000	\$1,248.42	\$1,248.42	07/13/2000
CD08FPH	751	1998-9	FAMILY RESOURCES CENTER, REHAB	Completed	03C	1/01/1998	\$18,870.00	\$18,870.00	09/27/2000
CD08HEP	600	1998-10	HOMELSS EMERGENCY PROJECT REHAB	Completed	03	1/01/1998	\$51,175.00	\$51,175.00	02/08/2000
CD08HPC	625	1998-10	HIGH POINT NEIGHBORHOOD FAMILY CENTER	Completed	03	1/01/1998	\$60,367.58	\$60,367.58	09/17/1999
CD08HPP	941	1999-8	INDIAN ROCKS BEACH - STREETSCAPE	Completed	03	09/25/2000	\$200,000.00	\$200,000.00	02/28/2001
CD08HS	554	1998-8	INDIAN SHORES STREETScape	Completed	03	1/01/1998	\$300,000.00	\$300,000.00	10/03/2002
CD08HMF2	511	1998-4	MUSTARD RECFIND, TURNING PT. SERVICES	Completed	03	1/01/1998	\$100,000.00	\$100,000.00	11/13/1999
CD08HMF3	598	1998-10	MUSTARD RECFIND, TURNING PT. SERVICES	Completed	03	1/01/1998	\$80,041.15	\$80,041.15	04/11/2000
CD08HMF4	661	1998-10	HIGH SR SERV. - ADULT DAY CARE ACQ	Completed	03	1/01/1998	\$203,625.00	\$203,625.00	09/27/2000
CD08HPCAC	513	1998-10	PEOPLE OF COLOR AIDS COAL. - ACQUIRE	Completed	03B	1/01/1998	\$189,737.47	\$189,737.47	11/14/2000
CD08HPCAL	535	1998-8	DANI CENTER RECLATION, ACQ.	Completed	03	1/01/1998	\$117,704.88	\$117,704.88	11/13/1999
CD08HPCV1	859	1999-4	PCV1 FINCTR. USUALLY IMPAIRED REHAB	Completed	03	06/27/2000	\$62,343.89	\$62,343.89	11/14/2000
CD08HPCOC	736	1998-8	POC CHORE SERVICES	Completed	05	1/01/1998	\$14,960.00	\$14,960.00	11/13/1999
CD08HPPK	660	1999-4	PHILLAS PARK - SENIOR CENTER RENOVATION	Completed	03	1/01/1998	\$150,000.00	\$150,000.00	02/08/2000
CD08HRCACQ	599	1998-4	RODCREST ENTRANCE ACQUISITION	Completed	01	1/01/1998	\$109,305.00	\$109,305.00	04/11/2000
CD08HRCAC	598	1998-4	RODCREST SUMMER RECREATION PROGRAM	Completed	05	1/01/1998	\$55,294.42	\$55,294.42	11/13/1999
CD08HRCCL	504	1998-8	RODCREST STREET LIGHTING	Completed	03	1/01/1998	\$20,500.00	\$20,500.00	01/09/1999
CD08HS	881	1999-4	SAFETY HARBOR - ADA RESTROOMS	Completed	03	07/06/2000	\$80,000.00	\$80,000.00	07/13/2000
CD08HSPAC	862	1998-10	SAF HARB - NEIGH FAMILY CENTER	Completed	03	1/01/1998	\$298,927.41	\$298,927.41	01/13/2002
CD08HSTARS	971	1999-10	STARS PROGRAM	Completed	05	11/19/2001	\$51,000.00	\$51,000.00	10/03/2001
CD08HNTD	844	1998-4	WIND TREE NORTH - DESIGN	Completed	03	03/01/2000	\$33,651.40	\$33,651.40	02/03/2001
CD08HNT	843	1998-6	WIND TREE YOUNG LIFE INFRASTRUCTURE PH1	Completed	03	06/24/2000	\$351,476.38	\$351,476.38	10/16/2003
CD08HNTC	737	1998-8	WIND TREE YOUNG LIFE RECREATION PROGRAM	Completed	06B	1/01/1998	\$25,120.38	\$25,120.38	11/13/1999
CD08HNTL	660	1998-4	PHILLAS URBAN YOUNG LIFE	Completed	03	1/01/1998	\$2,000.00	\$2,000.00	04/11/2000
CD08HJALPHA	769	1999-4	ALPHA "A BEGINNING" INC. REHABILITATION	Completed	03	04/06/2000	\$32,800.00	\$32,800.00	11/14/2000
CD08HJCF1	1024	1999-7	CFF - WEISS	Completed	14E	01/16/2001	\$5,000.00	\$5,000.00	01/03/2001
CD08HJCF2	970	1999-7	CFF - BIBA BAR & GRILL	Completed	14E	11/19/2000	\$4,000.00	\$4,000.00	11/14/2000
CD08HJCF3	918	1999-7	CFF - GRAPHIC DESIGN STUDIO	Completed	14E	07/14/2000	\$4,000.00	\$4,000.00	07/20/2000
CD08HJCF4	1132	1999-7	CFF - ON THE AVENUE	Completed	14E	05/25/2001	\$3,000.00	\$3,000.00	05/06/2001
CD08HJCF5	1131	1999-7	CFF - CREATIVE THOUGHTS	Completed	14E	05/25/2001	\$3,000.00	\$3,000.00	05/06/2001
CD08HJCF6	973	1999-7	CFF - LEARNING ZONE	Completed	14E	11/15/2000	\$5,000.00	\$5,000.00	11/14/2000
CD08HJCF8	1185	1999-7	CFF-FOCUS BUILDING	Completed	14E	08/21/2001	\$746.50	\$746.50	08/22/2001
CD08HJCF9	1695	1999-4	CFF-80 MAIN ST.	Completed	04	03/16/2004	\$4,000.00	\$4,000.00	03/16/2004
CD08HJCF10	1151	1999-7	CFF - GREGORY'S SALON	Completed	14E	06/27/2001	\$3,520.18	\$3,520.18	06/28/2001
CD08HJCF12	1112	1999-7	CFF - BLUEWISS MOTEL	Completed	14E	04/28/2001	\$2,000.00	\$2,000.00	05/01/2001
CD08HJCF13	1111	1999-7	CFF - FOREVER FLORIDA	Completed	14E	04/28/2001	\$4,000.00	\$4,000.00	05/01/2001
CD08HJCF14	1157	1999-7	CFF - BLACK PEARL	Completed	14E	06/27/2001	\$725.00	\$725.00	06/28/2001
CD08HJCF15	1077	1999-7	CFF - WELLNESS CENTER	Completed	14E	03/02/2001	\$4,000.00	\$4,000.00	03/03/2001
CD08HJCF19	1315	1999-7	CD08HJCF19 - 737 MAIN STREET	Completed	14E	04/08/2002	\$5,000.00	\$5,000.00	04/11/2002
CD08HJCF20	1133	1999-7	CFF - RETAIL SHOP 715-737 BROADWAY	Completed	14E	05/25/2001	\$1,467.50	\$1,467.50	05/25/2001
CD08HJCF21	1180	1999-7	CFF - 360 SCOTLAND	Completed	14E	07/01/2001	\$3,900.00	\$3,900.00	12/28/2001
CD08HJCF22	1181	1999-7	CFF - RETAIL 360 SCOTLAND	Completed	14E	07/01/2001	\$3,000.00	\$3,000.00	12/28/2001
CD08HJCF23	1202	1999-7	CFF - RETAIL 360 SCOTLAND	Completed	14E	07/01/2001	\$2,000.00	\$2,000.00	12/28/2001
CD08HJCF24	1202	1999-7	CD08HJCF24 - GAYTOR	Completed	14E	09/25/2001	\$2,084.07	\$2,084.07	12/28/2001
CD08HJCF25	1207	1999-7	CD08HJCF25 - DOUGLAS WALLACE	Completed	14E	07/16/2001	\$2,480.75	\$2,480.75	11/03/2001
CD08HJCF26	1215	1999-7	CD08HJCF26 - KLDANAS	Cancelled	14E	12/03/01	\$0.00	\$0.00	
CD08HJCF27	1262	1999-7	CD08HJCF27 - 1228A S. 155 MAIN ST.	Completed	14E	02/06/2002	\$2,000.00	\$2,000.00	02/06/2002
CD08HJCF28	1455	1999-7	CD08HJCF28 - IRS AND NY INC.	Completed	14E	01/14/2003	\$1,512.50	\$1,512.50	01/17/2003
CD08HJCF29	1351	1999-7	CD08HJCF29 - 636 SKINNER BLVD	Completed	14E	05/29/2002	\$3,000.00	\$3,000.00	06/04/2002
CD08HJCF30	1216	1999-7	CD08HJCF30 - SHARPE	Completed	14E	12/01/2001	\$2,000.00	\$2,000.00	12/28/2001
CD08HJCF32	1193	1999-7	CFF - PHILLIPS	Completed	14E	08/31/2001	\$2,989.50	\$2,989.50	12/28/2001
CD08HJCF33	1197	1999-7	CFF - JEFF MOORE	Completed	14E	08/07/2001	\$3,000.00	\$3,000.00	08/15/2001
CD08HJCF34	1275	1999-7	CD08HJCF34 - 1089 GULF BLVD	Completed	14E	02/06/2002	\$1,445.00	\$1,445.00	02/08/2002
CD08HJCF35	1241	1999-7	CD08HJCF35 - 358 LAMAR BLVD'S	Completed	14E	12/27/2001	\$3,831.85	\$3,831.85	08/26/2002
CD08HJCF36	1220	1999-7	CFF - STINETTE	Completed	14E	04/00/2000	\$4,000.00	\$4,000.00	1/25/2001
CD08HJCF37	759	1999-10	COMM SERV FOUND. - CENT HNG SERV	Completed	05	1/01/1998	\$41,951.00	\$41,951.00	11/14/2000
CD08HJCF38	877	1999-4	DEMO - NE CORNER OF GOF GROSSE AND HARRISON	Completed	04	07/06/2000	\$3,588.07	\$3,588.07	07/13/2000
CD08HJCF40	875	1999-4	DEMO - 635 LEVIE AVE	Completed	04	07/06/2000	\$2,790.10	\$2,790.10	07/13/2000
CD08HJCF41	969	1999-4	DEMO - 371 MANN ST. ON	Completed	04	11/15/2000	\$4,000.00	\$4,000.00	11/14/2000
CD08HJCF42	923	1999-4	DEMO - 209 E ORANGE ST	Completed	04	09/23/2000	\$9,517.33	\$9,517.33	09/27/2000
CD08HJCF43	1163	1999-4	DEMO - 19119 2ND STR. IS	Completed	04	07/15/2001	\$5,000.00	\$5,000.00	07/14/2001
CD08HJCF44	937	1999-4	DEMO - 256 SCOTLAND ST. ON	Completed	04	09/25/2000	\$5,000.00	\$5,000.00	09/27/2000
CD08HJCF45	938	1999-4	DANVILLE RODCREST AREA CLEANUP	Completed	04	09/25/2000	\$6,124.40	\$6,124.40	09/27/2000
CD08HJCF46	1027	1999-4	DEMO - 1307 115TH ST. N	Completed	04	01/16/2001	\$4,969.94	\$4,969.94	01/16/2001
CD08HJCF47	1055	1999-4	DEMO - 111 CHESTNUT CIR. SH	Completed	04	01/17/2001	\$4,999.83	\$4,999.83	01/25/2001
CD08HJCF48	1027	1999-4	DEMO - 812 LINCOLN AVE. TS	Completed	04	01/16/2001	\$2,841.46	\$2,841.46	01/16/2001
CD08HJCF49	1022	1999-4	DEMO - 718 NORTH AVE. TS	Completed	04	01/16/2001	\$4,848.48	\$4,848.48	01/16/2001
CD08HJCF50	1020	1999-4	DEMO - 536 SOUTH LINCOLN AVENUE	Completed	04	01/16/2001	\$3,906.42	\$3,906.42	02/28/2001
CD08HJCF51	1420	1999-4	DEMO - 1071-89	Completed	14E	10/10/2002	\$1,078.89	\$1,078.89	10/03/2002
CD08HJCF52	1077	1999-4	HOPKINTON STORAGE BUILDINGS	Completed	04	02/27/2001	\$2,614.70	\$2,614.70	02/28/2001
CD08HJCF53	1097	1999-4	DEMO - 1327 OAK ST. DANVILLE	Completed	04	03/23/2001	\$4,938.58	\$4,938.58	05/01/2001
CD08HJCF54	1098	1999-4	DEMO - 13302 OAK ST. DANVILLE	Completed	04	03/23/2001	\$5,451.18	\$5,451.18	05/01/2001
CD08HJCF55	1348	1999-4	DEMO - 434-434 1/2 & 440 SKINNER BLVD	Completed	04	05/15/2002	\$4,969.88	\$4,969.88	06/04/2002
CD08HJCF56	1102	1999-4	CLEARANCE FOR ELCT	Completed	04	04/21/2001	\$4,989.72	\$4,989.72	05/02/2001
CD08HJCF57	1184	1999-4	DEMO - 12717 132ND AV.	Completed	04	08/21/2001	\$2,361.46	\$2,361.46	08/22/2001
CD08HJCF58	1242	1999-4	DEMO - 607 VIRGINIA ST.	Completed	04	12/27/2001	\$3,397.98	\$3,397.98	01/04/2002
CD08HJCF59	1198	1999-4	DEMO - 5205 S S SKINNER BLVD	Completed	04	09/14/2001	\$4,955.41	\$4,955.41	09/15/2001
CD08HJCF60	1288	1999-4	DEMO - 1271-132 AVE N	Completed	04	09/28/2001	\$4,969.92	\$4,969.92	10/03/2001
CD08HJCF61	1172	1999-4	DEMOM226 S. GROSSE, TER.	Completed	04	07/16/2001	\$2,764.48	\$2,764.48	07/24/2001
CD08HJCF62	1173	1999-4	DEMOM218 E LAKE ST. TS	Completed	04	07/16/2001	\$3,724.39	\$3,724.39	07/24/2001
CD08HJCF63	1194	1999-4	E. THEVENIA INC. - RODCREST	Completed	04	08/31/2001	\$4,967.44	\$4,967.44	

U.S. DEPARTMENT OF HOUSING AND URBAN DEVELOPMENT
OFFICE OF COMMUNITY PLANNING AND DEVELOPMENT
PR08 - Grantee
Summary Activity Report

DATE: 12/28/2015
TIME: 5:10:39 PM
PAGE: 16/18

IDIS

Grantee Activity Number	IDIS Activity ID	Pgm Yr	Activity Name	Act Stat	Matrix Code	Initial Funding Date	Funded Amount	Drawn Amount	Date of Last Draw
CD5FR		297	1996-14 PORTFOLIO MANAGEMENT	Completed	14A	10/01/96	\$0.00	\$0.00	
CPFD14		256	1996-45 5600 BLOCK - PINELLAS PARK	Canceled	14E		\$0.00	\$0.00	
CPFD15		257	1996-45 APACHE FURNITURE - BODACH - PIN. PARK	Canceled	14E		\$0.00	\$0.00	
CPFD16		258	1996-45 ELLIS - PINELLAS PARK	Completed	14E	06/13/96	\$6,000.00	\$6,000.00	07/08/1997
CPFD17		259	1996-45 L. CLARK - PINELLAS PARK	Completed	14E		\$0.00	\$0.00	
CPFD18		260	1996-45 TOUCHTON - PINELLAS PARK	Canceled	14E		\$0.00	\$0.00	
CPFD20		262	1996-45 DORIS GRILL - ANTONIO - PINELLAS PARK	Completed	14E	09/13/97	\$4,000.00	\$4,000.00	09/30/1997
CPFD21		263	1996-45 BENDER'S LAWN SALES - PINELLAS PARK	Completed	14E	09/13/96	\$2,000.00	\$2,000.00	09/28/1997
CPFD22		264	1996-45 BUEY KEE CAR WASH - ROSA - PINELLAS PK	Completed	14E	09/13/96	\$2,377.50	\$2,377.50	09/29/1997
CPFD-13		265	1996-45 WEISS - 2 BLDGS SAFETY HARBOR	Completed	14E		\$0.00	\$0.00	
DEM01		251	1995-27 GREEN BANK BUILDING DEMO	Completed	04		\$0.00	\$0.00	
DEM02		252	1995-27 DEMO - DORA BLANCHARD	Completed	04		\$0.00	\$0.00	
DEM04		332	1995-27 DEMOLITION OF RESIDENTIAL STRUCTURE	Completed	04	07/07/97	\$1,866.35	\$1,866.35	07/26/1997
DEM04H		374	1995-27 TARPON SPRINGS CAP NEIGHBORHOOD	Completed	04	09/22/97	\$19,852.50	\$19,852.50	10/22/1997
ES00CHP		1024	2000-41 CHP OPERATIONS	Completed		01/16/01	\$19,948.00	\$19,948.00	11/02/2001
ES00FPR		1195	2000-41 FAMILY RESOURCES	Completed		03/31/01	\$16,744.00	\$16,744.00	11/02/2001
ES00HEP		1115	2000-41 HEP UTILITIES	Completed		04/26/01	\$20,406.98	\$20,406.98	05/01/2001
ES00JQ		1025	2000-41 QUEST4RD SEED CRIMINAL JUSTICE OUTREACH	Completed		01/16/01	\$13,400.00	\$13,400.00	10/08/2002
ES00JQ		1135	2000-41 QUEST4RD INN OPERATIONS	Completed		05/25/01	\$15,000.00	\$15,000.00	11/02/2001
ES00RCS		1057	2000-15 RCS - GRACE HOUSE OPERATIONS	Completed		01/17/01	\$19,500.00	\$19,500.00	07/24/2001
ES01FPR		1238	2001-19 FAMILY RESOURCES, INC	Completed		12/27/01	\$19,800.00	\$19,800.00	10/22/2002
ES01H0H		1253	2001-47 KIMBERLY HOME, INC	Completed		01/09/02	\$6,000.00	\$6,000.00	10/12/2002
ES01HSCJ		1251	2001-18 MUSTARD SEED CRIMINAL JUSTICE OUTREACH	Completed		01/09/02	\$19,200.00	\$19,200.00	10/22/2002
ES01HSCJH		1254	2001-19 RELIGIOUS COMMUNITY SERVICES, INC.	Completed		01/09/02	\$32,380.00	\$32,380.00	10/22/2002
ES01HSC		1252	2001-19 SURCOAST CENTER FOR COMM MENTAL HEALTH	Completed		01/09/02	\$19,200.00	\$19,200.00	10/22/2002
ES01HEP		1481	2002-15 HOMELESS EMERGENCY PROJECT	Completed		01/28/03	\$50,000.00	\$50,000.00	07/01/2003
ES01HSCJ		1482	2002-14 MUSTARD SEED FOUND - CRIMINAL JUSTICE	Completed		01/28/03	\$19,050.00	\$19,050.00	12/16/2003
ES01HSCJF		1484	2002-14 MUSTARD SEED FOUNDATION - INN	Canceled		01/28/03	\$0.00	\$0.00	
ES01HSC		1688	2002-14 ESO MSP 2010 CENTRAL AVE	Completed		03/16/04	\$18,365.54	\$18,365.54	03/19/2004
ES01HSC		1483	2002-19 RCS - THE HAVEN	Completed		01/28/03	\$39,164.46	\$39,164.46	12/16/2003
ES01HSC		1483	2002-17 SURCOAST CENTER MOBILE VAN COUNSELOR	Completed		01/28/03	\$19,050.00	\$19,050.00	12/16/2003
ES01HSC1P		1798	2003-48 CHP SALARY AND OPERATIONS	Completed		01/14/04	\$7,000.00	\$7,000.00	11/09/2004
ES01HSC1P2		1799	2003-48 CHP SALARY AND OPERATIONS	Completed		01/14/04	\$3,000.00	\$3,000.00	10/16/2004
ES01FAM1		1712	2003-35 FAM. RESOURCES RUNAWAY SHELTER OPERATION	Completed		04/21/04	\$15,000.00	\$15,000.00	07/21/2004
ES01HEP		1714	2003-34 HOMELESS EMERGENCY PROJECT OPERATIONS	Completed		04/21/04	\$26,560.00	\$26,560.00	07/21/2004
ES01HME1		1704	2003-37 MOBILE MEDICAL TEAM	Completed		03/25/04	\$6,433.49	\$6,433.49	11/09/2004
ES01RCS		1706	2003-38 RELIGIOUS COMMUNITY SERVICES - THE HAVEN	Completed		03/26/04	\$30,300.00	\$30,300.00	11/09/2004
ES01RCS		1705	2003-38 CRIMINAL JUSTICE OUTREACH WORKER	Completed		03/26/04	\$18,800.00	\$18,800.00	10/16/2004
ES01ADNM		1818	2004-18 ESO PROGRAM ADMINISTRATION	Completed		01/14/05	\$6,983.00	\$6,983.00	04/09/2005
ES01ADNM		1838	2004-18 CHP OPERATING FUNDS	Completed		03/04/05	\$25,000.00	\$25,000.00	10/01/2005
ES01FAMRES		1862	2004-33 FAMILY RESOURCES YOUTH CRISIS CENTER OPS	Completed		04/08/05	\$25,000.00	\$25,000.00	10/01/2005
ES01H0H		1852	2004-38 RCS - THE HAVEN OPERATIONS	Completed		02/04/05	\$20,878.51	\$20,878.51	10/1/2005
ES01HEP		1831	2004-13 HOMELESS EMERGENCY PROJECT OPERATIONS	Completed		07/25/05	\$7,254.00	\$7,254.00	06/18/2006
ES01HSCJH		1863	2004-13 SCOM SERVICES	Completed		04/07/05	\$14,524.00	\$14,524.00	10/1/2005
ES01ADNM		1922	2005-13 ESO ADMINISTRATION	Completed		01/13/06	\$6,784.99	\$6,784.99	11/28/2006
ES01HEP		1976	2005-21 CHP OPERATING	Completed		07/12/06	\$25,000.00	\$25,000.00	11/28/2006
ES01HEP		1977	2005-21 HOMELESS EMERGENCY PROJECT OPERATIONS	Completed		01/04/06	\$33,572.00	\$33,572.00	10/3/2006
ES01HEPREB		1934	2005-17 HOMELESS EMERGENCY PROJECT REHAB	Completed		03/22/06	\$75,000.00	\$75,000.00	09/23/2006
ES01ADNM		2002	2006-4 PINELLAS COUNTY ESO ADMINISTRATION	Completed		12/04/06	\$6,717.75	\$6,717.75	08/18/2007
ES01HEP		2043	2006-17 HOMELESS EMERGENCY PROJECT OPERATIONS	Completed		06/07/07	\$1,468.98	\$1,468.98	11/02/2007
ES01RCS		2044	2006-18 RCS GRACE HOUSE/HAVEN ESSENTIAL SVCS	Completed		06/07/07	\$26,855.03	\$26,855.03	03/18/2008
ES01RCS2		2063	2006-18 RCS GRACE HOUSE/HAVEN ESSENTIAL SVCS	Completed		05/21/08	\$13,194.08	\$13,194.08	11/19/2008
ES01RCSM3		2043	2006-18 RCS - GRACE HOUSE/HAVEN MAINT & OPS	Completed		06/07/07	\$55,165.37	\$55,165.37	03/18/2008
ES01ADNM		2074	2007-1 ESO ADMINISTRATION	Completed		01/04/08	\$6,784.99	\$6,784.99	05/24/2008
ES01WVTP		2077	2007-16 WESTCARE GULFOAST TURNING POINT SHELTER	Completed		03/03/08	\$128,229.00	\$128,229.00	11/19/2008
ES01ADNM		2114	2008-19 ESO ADMINISTRATION	Completed		01/12/09	\$6,698.00	\$6,698.00	07/09/2009
ES01WVTP		2120	2008-19 WESTCARE GULFOAST TURNING POINT SHELTER	Completed		03/09/09	\$127,039.00	\$127,039.00	12/15/2009
ES01HSC		2217	2009-18 Charwater Homes Intervention Program	Completed		01/27/10	\$54,999.99	\$54,999.99	11/18/2010
ES01RCSJH		2214	2009-17 CCS (Gulf Coast) Shelter	Completed		01/27/10	\$34,470.00	\$34,470.00	11/18/2010
ES01WVTP		2218	2009-19 WestCare Gulf Coast Turning Point Shelter	Completed		01/27/10	\$36,550.00	\$36,550.00	09/30/2010
ES01HEP		2315	2010-18 HEP Utilities	Completed		03/18/11	\$94,367.20	\$94,367.20	12/16/2011
ES01RCSJH		2314	2010-18 RCS (Gulf Coast) House Salaries	Completed		03/18/11	\$1,603.40	\$1,603.40	12/16/2011
ES01ADNM		2342	2011-1 ESO11 Administration	Completed		09/26/12	\$15,295.58	\$15,295.58	10/29/2012
ES01ADNM		2463	2011-1 ESO12 Administration	Completed		01/24/13	\$17,362.60	\$17,362.60	11/27/2013
ES01PRE		2339	2011-1 ESO11 Homeless Prevention	Completed		03/01/12	\$96,678.21	\$96,678.21	03/14/2014
ES01RCS		2423	2011-13 ESO11 Homeless Prevention	Completed		04/16/12	\$84,562.04	\$84,562.04	03/14/2014
ES01ADNM		2471	2013-15 ESO13 Administration	Completed		09/24/14	\$13,074.10	\$13,074.10	04/22/2015
ES01HMS		2468	2013-15 ESO13 HHS	Open		09/24/14	\$6,463.28	\$6,463.28	12/18/2015
ES01PREV		2470	2013-15 ESO13 Homelessness Prevention	Open		09/24/14	\$65,748.57	\$65,748.57	12/22/2015
ES01HMS		2469	2013-15 ESO13 Rapid Re-Housing	Open		09/24/14	\$89,051.07	\$89,051.07	12/22/2015
ES01HMS		225	1995-17 CASA - SHELTER REHAB	Completed			\$0.00	\$0.00	
ES01RCS		222	1995-11 GULFOAST LEGAL SERV - HOMELESS OUTREACH	Completed			\$0.00	\$0.00	
ES01HEP		224	1995-18 HOMELESS EMERGENCY PROJECT - UTILITIES	Completed			\$0.00	\$0.00	
ES01RCS		227	1995-19 RCS - FOOD PANTRY COOLER AND OPS	Completed			\$0.00	\$0.00	
ES01HMS		180	1995-18 HOMELESS INTERVENTION PROGRAM	Completed		10/01/95	\$1,901.07	\$1,901.07	06/13/1997
ES01HMS		223	1995-15 URBAN - BUS TONSING	Completed			\$0.00	\$0.00	
ES01WVYCA		226	1995-18 YVICA - LAZZARA SHELTER OPERATIONS	Completed			\$0.00	\$0.00	
ES01HMS		207	1995-18 CASA OPERATING COSTS	Completed		10/01/96	\$8,966.65	\$8,966.65	11/21/1997
ES01HEP		209	1996-13 HEP OPERATIONS	Completed		10/01/96	\$20,615.00	\$20,615.00	07/26/1997
ES01RCS		213	1996-18 RCS OPERATIONS FOR EMERGENCY HOUSING	Completed		10/01/96	\$6,744.87	\$6,744.87	10/22/1997
ES01HMS		214	1996-18 SALVATION ARMY HOMELESS INTERVENTION	Completed		10/01/96	\$1,588.86	\$1,588.86	11/1/1997
ES01HMS		215	1996-18 HOMELESS INT PROGRAM SALARY	Completed		10/01/96	\$13,148.77	\$13,148.77	08/30/1997
ES01WVYCA		248	1996-14 YVICA VIRGINIA LAZZARA SHELTER	Completed		10/01/96	\$17,425.00	\$17,425.00	11/01/1997
ES01HEP		423	1997-2 HOMELESS EMERGENCY PROJECT OPERATIONS	Completed		10/01/97	\$6,064.00	\$6,064.00	03/17/1998
ES01HSC		424	1997-2 QUEST INN OPERATIONS	Completed		10/01/97	\$11,500.00	\$11,500.00	09/30/1998
ES01HSC		425	1997-2 SALVATION ARMY OPERATIONS	Completed		10/01/97	\$24,873.22	\$24,873.22	11/2/1998
ES01HSC		426	1997-2 SALVATION ARMY SERVICES (HSP STAFF)	Completed		10/01/97	\$26,220.78	\$26,220.78	11/1/1998
ES01WVYCA		427	1997-2 YVICA OF TAMPA BAY OPERATIONS	Completed		10/01/97	\$15,100.00	\$15,100.00	08/01/1998
ES01WVYCA		428	1997-2 YVICA OF TAMPA BAY SERVICES (STAFFING)	Completed		10/01/97	\$9,386.00	\$9,386.00	08/01/1998
ES01HMS		584	1998-1 ADV SHELTER ACT POLICY	Completed		10/01/98	\$2,200.00	\$2,200.00	06/01/1999
ES01HMS		527	1998-8 ADVOCATES FOR SHELTER ACTION POLICY	Completed		10/01/98	\$16,370.00	\$16,370.00	09/17/1999
ES01HMS		600	1998-8 HOMELESS EMERGENCY PROJ - OPERATIONS	Completed		10/01/98	\$27,533.00	\$27,533.00	11/1/1999
ES01HMS		862	1998-1 QUEST INN OPERATIONS	Completed		10/01/98	\$17,524.00	\$17,524.00	11/1/1999
ES01HMS		583	1998-8 RELIG COMM SERV - GRACE HOUSE	Completed		10/01/98	\$23,033.00	\$23,033.00	11/1/1999
ES01WVYCA		705	1998-8 YVICA FAMILY VILLAGE - OPERATIONS	Completed		10/01/98	\$16,000.00	\$16,000.00	11/1/1999
ES01WVYCA		645	1998-8 YVICA FAMILY VILLAGE - SERVICES	Completed		10/01/98	\$23,230.00	\$23,230.00	09/17/1999
ES01HMS		767	1999-1 CLW HOMELESS INTERV PROJ - OPERATING	Completed		10/01/99	\$17,822.74	\$17,822.74	11/14/2000
ES01HMS		768	1999-1 CLW HOMELESS INTERV PROJ - SERVICES	Completed		10/01/99	\$17,105.00	\$17,105.00	09/27/2000
ES01HMS		814	1999-8 HOMELESS EMERG PROJ - OPERATIONS	Completed		04/07/00	\$25,000.00	\$25,000.00	09/27/2000
ES01HMS		862	1999-1 QUEST INN OPERATING COSTS	Completed		07/07/00	\$15,000.00	\$15,000.00	11/14/2000
ES01HMS		1028	1999-8 RCS - THE HAVEN	Completed		01/16/01	\$13,573.00	\$13,573.00	01/19/2001
ES01WVYCA		816	1999-8 YVICA FAMILY VILLAGE - SERVICES	Completed		04/07/00	\$18,609.00	\$18,609.00	11/14/2000
ES01WVYCA		815	1999-8 YVICA FAMILY VILLAGE - OPERATIONS	Completed		04/07/00	\$5,963.28	\$5,963.28	11/14/2000
ES01HMS		787	2001-4 ESO ADMINISTRATION 9000	Completed	21A	05/10/99	\$6,000.00	\$6,000.00	07/26/2000
ES01HMS		1717	2003-41 ESO ADMINISTRATION	Completed		05/10/04	\$6,300.00	\$6,300.00	07/21/2004
ES01HMS		2420	2011-1 ESO11 Data Collection HHS	Completed		03/21/13	\$7,377.00	\$7,377.00	11/07/2013
ES01HMS		1056	2000-13 PINELLAS CARES - VOICE MAIL SALARY	Completed		01/17/01	\$11,688.00	\$11,688.00	05/14/2002
FC-01		1773	2002-3 FC-01	Completed		09/27/04	\$68,734.47	\$68,734.47	05/28/2005
GRANT PAINT 05/08		1627	2005-3 GRANT PAINT PROGRAM	Completed	14A	01/13/06	\$4,644.81	\$4,644.81	08/25/2006
H03ADM		1643	2003-42 ADMINISTRATION	Completed		02/25/04	\$290,456.08	\$290,456.08	10/01/2005
H03ADM		2130	2008-18 HOME PLANNING ADMINISTRATION	Completed		05/27/09	\$204,865.57	\$204,865.57	06/22/2010
H03ADM		1285	2000-18 HOME - LARG						

U.S. DEPARTMENT OF HOUSING AND URBAN DEVELOPMENT
OFFICE OF COMMUNITY PLANNING AND DEVELOPMENT
PR08 - Grantee
Summary Activity Report

DATE: 12/28/2015

TIME: 5:10:39 PM

PAGE: 17/18

IDIS

Grantee Activity Number	IDIS Activity ID	Fm Yr	Activity Name	Act Stat	Matrix Code	Initial Funding Date	Funded Amount	Drawn Amount	Last Draw Date
HMDICDAL	1355	2001-59	TBDCD - BENJAMIN - #5797	Completed		05/29/02	\$7,800.00	\$7,800.00	06/04/2002
	1356	2001-59	TBDCD - BELANGER - #5798	Completed		05/29/02	\$7,800.00	\$7,800.00	06/04/2002
	1357	2001-59	TBDCD - MARKORIC - #5799	Completed		05/29/02	\$6,900.00	\$6,900.00	06/04/2002
	1358	2001-59	TBDCD - HANFEN - #5800	Completed		05/29/02	\$7,800.00	\$7,800.00	06/04/2002
	1359	2001-59	TBDCD - MOSCO - #5801	Completed		05/30/02	\$5,525.00	\$5,525.00	06/04/2002
	1360	2001-59	TBDCD - SHERMAN - #5802	Completed		05/30/02	\$7,800.00	\$7,800.00	06/04/2002
	1361	2001-59	TBDCD - SUGMAN - #5803	Completed		05/30/02	\$4,460.00	\$4,460.00	06/04/2002
	1362	2001-59	TBDCD - KLEMM - #5804	Completed		05/30/02	\$5,400.00	\$5,400.00	06/04/2002
	1363	2001-59	TBDCD - PROCTOR - #5805	Completed		05/30/02	\$3,500.00	\$3,500.00	06/04/2002
	1364	2001-59	TBDCD - MYERS - #5806	Completed		05/30/02	\$7,800.00	\$7,800.00	06/04/2002
	1365	2001-59	TBDCD - RIZEN - #5812	Completed		05/30/02	\$7,500.00	\$7,500.00	06/04/2002
	1366	2001-59	TBDCD - HALLUOVIC - #5813	Completed		05/30/02	\$7,800.00	\$7,800.00	06/04/2002
	1367	2001-59	TBDCD - WARREN - #5818	Completed		06/06/02	\$7,800.00	\$7,800.00	06/15/2002
	1368	2001-59	TBDCD - KAZATO - #5819	Completed		06/06/02	\$7,800.00	\$7,800.00	06/15/2002
	1373	2001-59	TBDCD - MATHE - #5827	Completed		07/03/02	\$7,800.00	\$7,800.00	07/17/2002
	1374	2001-59	TBDCD - MORALES-DELA - #5828	Completed		07/03/02	\$7,800.00	\$7,800.00	07/17/2002
	1375	2001-59	TBDCD - LAWRENCE - #5829	Completed		07/03/02	\$6,350.00	\$6,350.00	07/17/2002
	1376	2001-59	TBDCD - DENNO - #5832	Completed		07/03/02	\$7,800.00	\$7,800.00	07/17/2002
	1377	2001-59	TBDCD - GOMEZ - #5833	Completed		07/03/02	\$7,800.00	\$7,800.00	07/17/2002
	1378	2001-59	TBDCD - HERNANDEZ - #5834	Completed		07/03/02	\$7,650.00	\$7,650.00	07/17/2002
	1385	2001-59	TBDCD - HONK - #5839	Completed		07/06/02	\$7,800.00	\$7,800.00	07/26/2002
	1386	2001-59	TBDCD - JONES - #5831	Completed		07/06/02	\$7,800.00	\$7,800.00	07/26/2002
	1387	2001-59	TBDCD - WILLIAMS - #5835	Completed		07/10/02	\$7,200.00	\$7,200.00	07/26/2002
	1388	2001-59	TBDCD - SMITH - #5838	Completed		07/10/02	\$7,800.00	\$7,800.00	07/26/2002
	1389	2001-59	TBDCD - RODRIGUEZ - #5842	Completed		07/10/02	\$7,800.00	\$7,800.00	07/26/2002
	1390	2001-59	TBDCD - DERUJO - #5843	Completed		07/10/02	\$7,800.00	\$7,800.00	07/26/2002
	1391	2001-59	TBDCD - BYERS - #5841	Completed		07/11/02	\$6,900.00	\$6,900.00	07/26/2002
HMDILHA	1396	2001-59	TBDCD - PFEIFFER - #5846	Completed		12/26/01	\$7,800.00	\$7,800.00	12/26/2001
	1393	2001-74	LARGO - HOLLEY - #5721	Completed		02/11/02	\$10,490.00	\$10,490.00	02/15/2002
	1394	2001-74	LARGO - ANDERSON - #5722	Completed		02/11/02	\$10,525.00	\$10,525.00	02/15/2002
	1395	2001-74	LARGO - CORONA-FLORES - #5723	Completed		02/11/02	\$10,000.00	\$10,000.00	02/15/2002
	1340	2001-74	LARGO - INFANGER - #5774	Completed		04/15/02	\$10,800.00	\$10,800.00	05/14/2002
	1341	2001-74	LARGO - MCBRIDE - #5775	Completed		04/15/02	\$10,800.00	\$10,800.00	05/14/2002
	1392	2001-74	LARGO - QUINN - #5843	Completed		07/19/02	\$10,800.00	\$10,800.00	07/26/2002
	1393	2001-74	LARGO - MCBRIDE - #5844	Completed		07/19/02	\$10,800.00	\$10,800.00	07/26/2002
	1394	2001-74	LARGO - RYLAND - #5845	Completed		07/19/02	\$7,800.00	\$7,800.00	07/26/2002
	1395	2001-74	LARGO - O'CONNOR - #5846	Completed		07/19/02	\$10,800.00	\$10,800.00	07/26/2002
	1396	2001-74	LARGO - ECKHARTMAN ST. TRICK - #5847	Completed		07/19/02	\$7,800.00	\$7,800.00	07/26/2002
	1397	2001-74	LARGO - STAGOS-CABRERA - #5848	Completed		07/19/02	\$10,300.00	\$10,300.00	07/26/2002
	1429	2001-74	LARGO - DENEYCHAK - #5886	Completed		10/06/02	\$14,400.00	\$14,400.00	10/12/2002
	1430	2001-74	LARGO - WATERS - #5899	Completed		10/06/02	\$10,800.00	\$10,800.00	10/12/2002
	1431	2001-74	LARGO - SCHLAGER - #5930	Completed		10/06/02	\$10,800.00	\$10,800.00	10/12/2002
HMDILFR	1432	2001-74	LARGO - CROSS - #5901	Completed		10/06/02	\$8,794.00	\$8,794.00	10/12/2002
	1434	2001-74	LARGO - KIDOUT-DEWITT - #5902	Completed		10/06/02	\$10,000.00	\$10,000.00	10/12/2002
	1435	2001-74	LARGO - PLATTIER - #5903	Completed		10/06/02	\$7,568.00	\$7,568.00	10/12/2002
	1344	2001-73	LARGO - BOLICK - #5720	Completed		04/18/02	\$17,703.30	\$17,703.30	05/14/2002
	1406	2001-73	LARGO - MCWORTER - #5781	Completed		08/19/02	\$60,468.03	\$60,468.03	08/24/2002
HMDIPSDAL	1321	2001-59	HMDIPSDAL - KRENTZ - #5767	Completed		04/10/02	\$7,000.00	\$7,000.00	05/14/2002
	1322	2001-59	HMDIPSDAL - SALANTINO - #5764	Completed		04/10/02	\$7,000.00	\$7,000.00	05/14/2002
	1323	2001-59	HMDIPSDAL - DANIEL - #5766	Completed		04/10/02	\$7,000.00	\$7,000.00	05/14/2002
	1324	2001-59	HMDIPSDAL - BUCKHANNON - #5765	Completed		04/10/02	\$7,000.00	\$7,000.00	05/14/2002
	1325	2001-59	HMDIPSDAL - BROWN - #5763	Completed		04/10/02	\$7,000.00	\$7,000.00	05/14/2002
	1326	2001-59	HMDIPSDAL - THOMAS - #5759	Completed		04/10/02	\$7,000.00	\$7,000.00	05/14/2002
	1327	2001-59	HMDIPSDAL - GAYNOR - #5778	Completed		04/10/02	\$7,000.00	\$7,000.00	05/14/2002
	1328	2001-59	HMDIPSDAL - LONAKER - #5777	Completed		04/10/02	\$7,000.00	\$7,000.00	05/14/2002
	1329	2001-59	HMDIPSDAL - BROOKS - #5776	Completed		04/10/02	\$7,000.00	\$7,000.00	05/14/2002
	1330	2001-59	HMDIPSDAL - YARBRO - #5769	Completed		04/10/02	\$7,000.00	\$7,000.00	05/14/2002
	1331	2001-59	HMDIPSDAL - DFEED - #5772	Completed		04/10/02	\$7,000.00	\$7,000.00	05/14/2002
	1332	2001-59	HMDIPSDAL - BOWEN - #5773	Completed		04/10/02	\$7,000.00	\$7,000.00	05/14/2002
	1333	2001-59	HMDIPSDAL - SCHNABEL - #5757	Completed		04/10/02	\$7,000.00	\$7,000.00	05/14/2002
	1334	2001-59	HMDIPSDAL - BROCKMAN - #5758	Completed		04/10/02	\$7,000.00	\$7,000.00	05/14/2002
	1335	2001-59	HMDIPSDAL - CORNACCHIONE - #5728	Completed		04/11/02	\$7,000.00	\$7,000.00	05/14/2002
HMDIRHO	1336	2001-59	HMDIPSDAL - WEST - #5763	Completed		04/11/02	\$7,000.00	\$7,000.00	05/14/2002
	1337	2001-59	HMDIPSDAL - PAIR - #5770	Completed		04/11/02	\$7,000.00	\$7,000.00	05/14/2002
	1338	2001-59	HMDIPSDAL - STENIER - #5771	Completed		04/11/02	\$7,000.00	\$7,000.00	05/14/2002
	1339	2001-70	HMDIRHO - CHAF - #5766	Completed		04/15/02	\$5,358.94	\$5,358.94	06/04/2002
	1405	2001-70	HMDIRHO - CHAF - #5866	Completed		08/19/02	\$189,315.64	\$189,315.64	09/24/2002
HMDICDAL	1462	2002-3	TBDCD - FALCONER - #5937	Completed		01/16/03	\$5,300.00	\$5,300.00	01/17/2003
	1463	2002-3	TBDCD - RODRIGUEZ - #5938	Completed		01/16/03	\$7,800.00	\$7,800.00	01/17/2003
	1464	2002-3	TBDCD - JOHNSON - #5946	Completed		01/16/03	\$7,800.00	\$7,800.00	01/17/2003
	1465	2002-3	TBDCD - BARRICKA - #5923	Completed		02/14/03	\$4,400.00	\$4,400.00	02/19/2003
	1467	2002-3	TBDCD - GOGINSKY - #5951	Completed		02/14/03	\$7,800.00	\$7,800.00	02/19/2003
	1468	2002-3	TBDCD - KROL - #5952	Completed		02/14/03	\$5,300.00	\$5,300.00	02/19/2003
	1469	2002-3	TBDCD - WILSON - #5953	Completed		02/14/03	\$7,250.00	\$7,250.00	02/19/2003
	1490	2002-3	TBDCD - CRUZ - #5954	Completed		02/14/03	\$7,800.00	\$7,800.00	02/19/2003
	1491	2002-3	TBDCD - GUERRERO - #5955	Completed		02/14/03	\$7,800.00	\$7,800.00	02/19/2003
	1492	2002-3	TBDCD - RUSSELL - #5956	Completed		02/14/03	\$7,400.00	\$7,400.00	02/19/2003
	1493	2002-3	TBDCD - RAMOS-ARTIAGA - #5957	Completed		02/14/03	\$7,800.00	\$7,800.00	02/19/2003
	1494	2002-3	TBDCD - BROWN - #5970	Completed		02/14/03	\$6,480.00	\$6,480.00	02/19/2003
	1495	2002-3	TBDCD - PITZ-PHO - #5971	Completed		02/14/03	\$7,800.00	\$7,800.00	02/19/2003
	1496	2002-3	TBDCD - COLON - #5972	Completed		02/14/03	\$7,800.00	\$7,800.00	02/19/2003
	1497	2002-3	TBDCD - BELL - #5978	Completed		02/17/03	\$7,800.00	\$7,800.00	02/19/2003
	1498	2002-3	TBDCD - STEPHENS - #5979	Completed		02/17/03	\$7,800.00	\$7,800.00	02/19/2003
	1499	2002-3	TBDCD - CRUZ - #5980	Completed		02/17/03	\$7,800.00	\$7,800.00	02/19/2003
	1500	2002-3	TBDCD - CHESIS - #5981	Completed		02/17/03	\$7,800.00	\$7,800.00	02/19/2003
	1501	2002-3	TBDCD - TIMMONS - #5982	Completed		02/17/03	\$7,800.00	\$7,800.00	02/19/2003
	1516	2002-3	TBDCD - HUTCHINSON - #5997	Completed		03/22/03	\$7,380.00	\$7,380.00	03/19/2003
	1517	2002-3	TBDCD - TAYLOR - #5998	Completed		03/22/03	\$7,800.00	\$7,800.00	03/19/2003
	1518	2002-3	TBDCD - SPALLER - #6012	Completed		03/22/03	\$7,800.00	\$7,800.00	03/19/2003
	1519	2002-3	TBDCD - RODRIGUEZ - #6013	Completed		03/22/03	\$7,800.00	\$7,800.00	03/19/2003
	1520	2002-3	TBDCD - PAPPAS - #6014	Completed		03/22/03	\$6,500.00	\$6,500.00	03/19/2003
	1521	2002-3	TBDCD - RUSSO - #6015	Completed		03/22/03	\$7,800.00	\$7,800.00	03/19/2003
	1522	2002-3	TBDCD - ALONZO - #6016	Completed		03/22/03	\$7,800.00	\$7,800.00	03/19/2003
	1536	2002-3	TBDCD - REYNOLDS - #6027	Completed		05/06/03	\$7,800.00	\$7,800.00	05/19/2003
	1537	2002-3	TBDCD - JOHNSON - #6028	Completed		05/06/03	\$6,800.00	\$6,800.00	05/19/2003
	1538	2002-3	TBDCD - STENHAM - #6026	Completed		05/06/03	\$6,110.00	\$6,110.00	05/19/2003
	1539	2002-3	TBDCD - BLAND - #6028	Completed		05/06/03	\$4,960.00	\$4,960.00	05/19/2003
	1540	2002-3	TBDCD - NALE - #6039	Completed		05/06/03	\$7,480.00	\$7,480.00	05/19/2003
	1541	2002-3	TBDCD - BOATEN-BAHONBU - #6040	Completed		05/06/03	\$7,100.00	\$7,100.00	05/19/2003
	1542	2002-3	TBDCD - BLOOM - #6050	Completed		05/15/03	\$7,800.00	\$7,800.00	05/19/2003
	1544	2002-3	TBDCD - PITZ - #6051	Completed		05/15/03	\$7,800.00	\$7,800.00	05/19/2003
	1545	2002-3	TBDCD - HOLICK - #6052	Completed		05/15/03	\$7,800.00	\$7,800.00	05/19/2003
	1546	2002-3	TBDCD - FERRELL - #6053	Completed		05/15/03	\$7,800.00	\$7,800.00	05/19/2003
	1561	2002-3	TBDCD - OROSCO - #6059	Completed		06/02/03	\$7,800.00	\$7,800.00	06/11/2003
1575	2002-3	TBDCD - GANNI - #6062	Completed		07/14/03	\$7,375.00	\$7,375.00	07/16/2003	
1576	2002-3	TBDCD - ATYUNDA - #6064	Completed		07/14/03	\$7,800.00	\$7,800.00	07/16/2003	
1577	2002-3	TBDCD - SEXTON - #6065	Completed		07/14/03	\$7,800.00	\$7,800.00	07/16/2003	
1584	2002-3	TBDCD - VINCIGU - #6067	Completed		12/01/03	\$6,100.00	\$6,100.00	12/01/2003	
1625	2003-3	DAL - BANYILLE - #6095	Completed		12/08/03	\$6,420.00	\$6,420.00	12/10/2003	
1626	2003-3	DAL - JRAK - #6111	Completed		12/08/03	\$6,420.00	\$6,420.00	12/10/2003	
1627	2003-3	DAL - CHATREITE - #6112	Completed		12/08/03	\$6,725.00	\$6,725.00	12/10/2003	
1628	2003-3	DAL - HAS - #6123	Completed		12/08/03	\$7,800.00	\$7,800.00	12/10/2003	
1629	2003-3	DAL - BEARDON - #6121	Completed		12/08/03	\$7,800.00	\$7,800.00	12/10/2003	
1631	2003-3	DAL - SANFORD - #6122	Completed		12/08/03	\$7,800.00	\$7,800.00	12/10/2003	
1632	2003-3	DAL -							

U.S. DATE: 12/28/2015
DEPARTMENT OF TIME: 5:10:39 PM
HOUSING AND PAGE: 18/18
URBAN
DEVELOPMENT
OFFICE OF
COMMUNITY
PLANNING AND
DEVELOPMENT
PR08 - Grantee
Summary Activity
Report

IDIS

Grantee Activity Number	Activity ID	Pgm Yr	Activity Name	Act Stat	Matrix Code	Initial Funding Date	Funded Amount	Drawn Amount	Last Draw Date
HMBRELOC	2048	2006-12	GROVE PARK RELO - WITLOW	Completed		06/22/07	\$48,355.11	\$48,355.11	06/22/2012
HMBRELOC	2049	2006-12	GROVE PARK RELO - WALCK	Completed		09/14/07	\$34,265.10	\$34,265.10	06/22/2012
HMB7HSL ADMIN	2071	2007-1	HOME ADMINISTRATION	Completed		01/04/08	\$28,143.99	\$28,143.99	06/04/2009
HMBADMIN	2221	2009-04	HOME Administration	Completed		03/12/10	\$244,238.18	\$244,238.18	03/19/2011
HMF12ADMINH12ADMIN	2405	2012-9	HOME Administration	Completed		02/06/13	\$182,693.90	\$182,693.90	05/22/2014
HMF13ADMINH13ADMIN	2402	2013-9	HOME Administration	Completed		05/08/14	\$103,755.74	\$103,755.74	08/07/2015
HMF14ADMIN	2479	2014-10	HOME Administration	Open		02/24/15	\$189,968.38	\$131,470.97	08/07/2015
HBAACM	788	1999-12	HOME ADMINISTRATION 9900	Completed		10/01/99	\$95,888.43	\$95,888.43	11/14/2000
HMPFEE	790	1999-0	CONTRACT SVCS - MISC FEES 9900	Completed		10/01/99	\$12,653.19	\$12,653.19	11/14/2000
HMPFEE	298	1996-7	SUNTRUST LOAN SERVICING FEES	Completed	21H	10/01/96	\$4,187.78	\$4,187.78	10/21/1997
	302	1997-1	SUNTRUST LOAN SERVICING FEES	Completed	21H	10/01/97	\$8,310.79	\$8,310.79	11/25/1998
	501	1998-12	CONTRACT SVCS - MISC FEES FY98/99	Completed		10/01/98	\$5,795.93	\$5,795.93	11/13/1999
	1047	2000-45	HOME - PORTFOLIO ADMIN AND MISC FEES	Completed		01/17/01	\$5,383.87	\$5,383.87	11/02/2001
HOME ADMIN	16	1994-1	HOME ADMINISTRATION	Completed		10/01/94	\$131,589.21	\$131,589.21	04/02/1997
N/A	238	1996-43	ERROR CANC	Cancelled	21A		\$0.00	\$0.00	
PMIS-01	1990	2005-06	FORECLOSURE ACTIVITY - RALLS #6206	Open		06/21/06	\$62,320.89	\$60,448.86	08/07/2015
PMIS-01	2098	2007-17	PM - BROWN - CASE #5307	Cancelled	01	08/22/08	\$0.00	\$0.00	
PMIS-01	360	1996-16	TBCCC - DIRECT ASSISTANCE LOANS	Completed	13	10/01/96	\$88,315.00	\$88,315.00	11/21/1997
TBHOOP	492	1997-9	TBCCC HOME BUYER ASSISTANCE	Completed	13	10/01/97	\$289,778.04	\$289,778.04	09/30/1998
	366	1996-17	TBCCC - HOME OWNERSHIP OPPORTUNITY	Completed	14G	10/01/96	\$105,778.49	\$105,778.49	11/21/1997
	493	1997-9	TBCCC HOME OWNERSHIP OPPORTUNITIES	Completed	14A	10/01/97	\$35,213.68	\$35,213.68	09/30/1998
Total							\$147,427,945.31	\$144,722,345.49	

IDIS - PR09

U.S. Department of Housing and Urban Development
Office of Community Planning and Development
Integrated Disbursement and Information System
Program Income Details by Fiscal Year and Program
PINELLAS COUNTY,FL

Date: 12-28-15
Time: 17:12
Page: 1

Report for Program:

*Data Only Provided for Time Period Queried:10-01-2014 to 09-30-2015

Program Year	Program	Associated Grant Number	Fund Type	Estimated Income for Year	Transaction	Voucher #	Voucher Created	Voucher Type	IDIS Proj. ID	IDIS Actv. ID	Matrix Code	Receipted/Drawn Amount
2013	CDBG	B13UC120005	PI	100,000.00								
					RECEIPTS							
						5148731-001	10-31-14		2	2	20	4,089.45
					DRAWS							
						5747651-002	10-31-14	PY	9	2457	21A	34,235.16
						5747651-004	10-31-14	PY	1	2458	03L	136,940.65
						5747809-002	10-31-14	PY	9	2457	21A	817.89
						5747809-004	10-31-14	PY	3	2467	03K	3,271.56
											PI Receipts	4,089.45
											PI Draws	175,265.26
											PI Balance	(171,175.81)
2013	CDBG										Total CDBG Receipts*:	4,089.45
											Total CDBG Draws against Receipts*:	175,265.26
											Total CDBG Receipt Fund Balance*:	(171,175.81)
2013	HOME	M13DC120217	PI	600,000.00								
					RECEIPTS							
						5157752-001	02-24-15					118,964.26
			PI		DRAWS							
						5783691-001	02-24-15	PY	26	1990		1,021.75
						5783691-002	02-24-15	PY	20	2106		182.88

Program	Associated	Fund	Estimated		Voucher	Voucher	IDIS	IDIS	Matrix	Receipted/Drawn		
Year	Program	Grant Number	Type	Income for Year	Transaction	Voucher #	Created	Type	Proj. ID	Actv. ID	Code	Amount
						5783691-003	02-24-15	PY	23	2382		1,784.38
						5783691-004	02-24-15	PY	8	2388		941.97
						5783691-006	02-24-15	PY	6	2463		136,965.13
						5783691-007	02-24-15	PY	7	2464		5,940.82
						5783691-008	02-24-15	PY	6	2465		303,040.64
						5834184001	07-30-15	PY	26	1990		607.05
						5834184002	07-30-15	PY	7	2464		15,067.89
						5834184003	07-30-15	PY	7	2472		2,231.99
						5834184005	07-30-15	PY	8	2479		21,585.98
			PA		DRAWS							
						5783691-005	02-24-15	PY	9	2462		54,374.50
											Receipts	118,964.26
											PI Draws	489,370.48
											PA Draws	54,374.50
											Balance	(424,780.72)
2013	HOME	M13DC120217									Total Local Account Receipts	118,964.26
											Total Local Account Draws	543,744.98
											Total Local Account Balance	(424,780.72)
2014	CDBG	B14UC120005	PI	85,000.00								
					RECEIPTS							
						5158333-001	03-17-15		2	2	20	509,758.21
						5161993-001	04-20-15		2	2	20	7,635.72
						5167095-001	06-16-15		2	2	20	3,945.11
						5172135-001	08-17-15		2	2	20	33,859.60
						5175233-001	09-23-15		2	2	20	42,096.32
					DRAWS							
						5790561-001	03-17-15	PY	3	2359	03	1,934.50
						5790561-002	03-17-15	PY	6	2443	14G	21,533.15
						5790561-003	03-17-15	PY	1	2458	03L	273.00

Program	Associated	Fund	Estimated		Voucher	Voucher	IDIS	IDIS	Matrix	Receipted/Drawn		
Year	Program	Grant Number	Type	Income for Year	Transaction	Voucher #	Created	Type	Proj. ID	Actv. ID	Code	Amount
						5790561-006	03-17-15	PY	10	2477	21A	101,951.64
						5790561-007	03-17-15	PY	1	2480	03	25,607.29
						5790561-008	03-17-15	PY	1	2481	15	19,367.40
						5790561-009	03-17-15	PY	3	2482	03	9,136.99
						5790561-010	03-17-15	PY	1	2483	03	5,942.86
						5790561-011	03-17-15	PY	4	2484	03	6,898.20
						5790561-012	03-17-15	PY	6	2485	14B	1,623.49
						5790561-013	03-17-15	PY	3	2486	03K	87,500.00
						5790561-014	03-17-15	PY	5	2487	05	90,714.84
						5790561-015	03-17-15	PY	3	2488	03D	67,714.00
						5790561-017	03-17-15	PY	3	2489	03K	63,673.91
						5790561-018	03-17-15	PY	5	2490	05A	5,886.94
						5801376-003	04-20-15	PY	10	2477	21A	1,527.14
						5801376-011	04-20-15	PY	5	2487	05	6,108.58
						5819795-002	06-16-15	PY	10	2477	21A	789.02
						5819795-004	06-16-15	PY	1	2480	03	3,156.09
						5839243-003	08-17-15	PY	10	2477	21A	6,771.92
						5839243-012	08-17-15	PY	3	2489	03K	27,087.68
						5851432-002	09-24-15	PY	10	2477	21A	8,419.26
						5851432-004	09-24-15	PY	5	2487	05	33,677.06
											PI Receipts	597,294.96
											PI Draws	597,294.96
											PI Balance	0.00
2014	CDBG										Total CDBG Receipts*:	597,294.96
											Total CDBG Draws against Receipts*:	597,294.96
											Total CDBG Receipt Fund Balance*:	0.00
2014	HOME	M14DC120217	PI	600,000.00	RECEIPTS							
						5157832-001	02-24-15					78,751.02

Program Year	Program	Associated Grant Number	Fund Type	Estimated Income for Year	Transaction	Voucher #	Voucher Created	Voucher Type	IDIS Proj. ID	IDIS Actv. ID	Matrix Code	Receipted/Drawn Amount
						5170984001	08-03-15					408,962.07
						5176038001	09-30-15					223,548.43
			PI		DRAWS							
						5834184006	07-30-15	PY	8	2479		4,414.02
						5835621001	08-05-15	PY	7	2472		436,277.76
			PA		DRAWS							
						5834184004	07-30-15	PY	10	2478		7,875.10
						5835406003	08-04-15	PY	10	2478		39,146.21
											Receipts	711,261.52
											PI Draws	440,691.78
											PA Draws	47,021.31
											Balance	223,548.43
2014	HOME	M14DC120217									Total Local Account Receipts	711,261.52
											Total Local Account Draws	487,713.09
											Total Local Account Balance	223,548.43

PGM YEAR	PROJ ID	IDIS ACT ID	ACTIVITY NAME	STATUS	MTX CD	NTL OBJ	Total		CDBG DRAWN AMOUNT	OCCUPIED TOTAL	UNITS L/M	% L/M	CUMULATIVE	
							EST. AMT	% CDBG					OCCUPIED OWNER	UNITS RENTER
2013	3802	2485	Sandpebble Apartments	OPEN	14B	LMH	385,000.00	0.0	4,702.57	0	0	0.0	0	0
2013 TOTALS: BUDGETED/UNDERWAY							385,000.00	1.2	4,702.57	0	0	0.0	0	0
COMPLETED							0.00	0.0	0.00	0	0	0.0	0	0
							385,000.00	1.2	4,702.57	0	0	0.0	0	0

PGM YEAR	PROJ ID	IDIS ACT ID	ACTIVITY NAME	STATUS	MTX CD	NTL OBJ	Total		CDBG DRAWN AMOUNT	OCCUPIED TOTAL	UNITS L/M	% L/M	CUMULATIVE	
							EST. AMT	% CDBG					OCCUPIED OWNER	UNITS RENTER
2012	5261	2430	Homeowner Preservation Program Delivery	COM	14H	LMH	4,437.74	0.0	4,437.74	0	0	0.0	0	0
2012	5261	2440	Rental Housing Preservation Program Activity Delivery	COM	14H	LMH	12,745.64	0.0	12,745.64	0	0	0.0	0	0
2012	5261	2443	PCHF - 8631 Orchid Dr.	COM	14G	LMH	161,925.54	100.0	161,925.54	1	1	100.0	1	0
2012 TOTALS: BUDGETED/UNDERWAY							0.00	0.0	0.00	0	0	0.0	0	0
COMPLETED							179,108.92	100.0	179,108.92	1	1	100.0	1	0
							179,108.92	100.0	179,108.92	1	1	100.0	1	0

PGM YEAR	PROJ ID	IDIS ACT ID	ACTIVITY NAME	STATUS	MTX CD	NTL OBJ	Total		CDBG DRAWN AMOUNT	OCCUPIED TOTAL	UNITS L/M	% L/M	CUMULATIVE	
							EST. AMT	% CDBG					OCCUPIED OWNER	UNITS RENTER
2010	9976	2355	Homeowner Preservation Program	COM	14A	LMH	430,130.16	99.9	429,492.16	20	20	100.0	20	0
2010	9976	2358	Homeowner Preservation Program Delivery	COM	14H	LMH	17,404.42	0.0	17,404.42	0	0	0.0	0	0
2010 TOTALS: BUDGETED/UNDERWAY							0.00	0.0	0.00	0	0	0.0	0	0
COMPLETED							447,534.58	99.8	446,896.58	20	20	100.0	20	0
							447,534.58	99.8	446,896.58	20	20	100.0	20	0

U.S. Department of Housing and Urban Development
Office of Community Planning and Development
Integrated Disbursement and Information System
CDBG Housing Activities
PINELLAS COUNTY, FL

PGM YEAR	PROJ ID	IDIS ACT ID	ACTIVITY NAME	STATUS	MTX NTL		Total		CDBG DRAWN AMOUNT	OCCUPIED TOTAL	UNITS L/M	% L/M	CUMULATIVE	
					CD	OBJ	EST.	% CDBG					OCCUPIED OWNER	UNITS RENTER
2006	0015	2054	RPI - FRIEDEL - 6582	COM	14A	LMH	12,000.00	100.0	12,000.00	2	2	100.0	0	2
2006	0015	2055	RPI - LAU - 6611	COM	14A	LMH	20,003.00	45.0	9,000.00	1	1	100.0	0	1
2006	0015	2056	RPI - KARROT - 6620	COM	14B	LMH	8,186.51	49.6	4,064.51	2	2	100.0	0	2
2006 TOTALS: BUDGETED/UNDERWAY							0.00	0.0	0.00	0	0	0.0	0	0
COMPLETED							40,189.51	62.3	25,064.51	5	5	100.0	0	5
							40,189.51	62.3	25,064.51	5	5	100.0	0	5

PGM YEAR	PROJ ID	IDIS ACT ID	ACTIVITY NAME	STATUS	MTX NTL		Total		CDBG DRAWN AMOUNT	OCCUPIED TOTAL	UNITS L/M	% L/M	CUMULATIVE	
					CD	OBJ	EST.	% CDBG					OCCUPIED OWNER	UNITS RENTER
2005	0003	1927	GRA PAINT PROGRAM	COM	14A	LMH	4,644.81	100.0	4,644.81	15	9	60.0	15	0
2005	0023	1920	RPI - VALE - #6433	COM	14A	LMH	3,000.00	100.0	3,000.00	1	1	100.0	0	1
2005	0023	1924	RPI - FRIEDEL - #6453	COM	14B	LMH	8,800.00	100.0	8,800.00	2	2	100.0	0	2
2005	0023	1929	RPI - PADGITT - #6465	COM	14B	LMH	29,457.00	44.1	13,000.00	2	2	100.0	0	2
2005	0023	1941	RPI - FEDERAL HOMES - #6491	COM	14B	LMH	24,000.00	100.0	24,000.00	3	3	100.0	0	3
2005	0023	1942	RPI - FEDERAL HOMES - #6488	COM	14B	LMH	24,000.00	100.0	24,000.00	3	3	100.0	0	3
2005	0028	1982	HEP SUPPORTIVE HOUSING CONSTRUCTION	COM	12	LMH	500,000.00	20.0	100,000.00	8	8	100.0	0	8
2005	0035	2005	PINELLAS VILLAGE REHAB	COM	14B	LMH	57,826.02	100.0	57,826.02	300	288	96.0	0	300
2005	0035	2111	PINELLAS VILLAGE REHAB	COM	14B	LMH	25,000.00	100.0	25,000.00	300	288	96.0	0	300
2005 TOTALS: BUDGETED/UNDERWAY							0.00	0.0	0.00	0	0	0.0	0	0
COMPLETED							676,727.83	38.4	260,270.83	634	604	95.2	15	619
							676,727.83	38.4	260,270.83	634	604	95.2	15	619

PGM YEAR	PROJ ID	IDIS ACT ID	ACTIVITY NAME	STATUS	MTX NTL		Total		CDBG DRAWN AMOUNT	OCCUPIED TOTAL	UNITS L/M	% L/M	CUMULATIVE	
					CD	OBJ	EST. AMT	% CDBG					OCCUPIED OWNER	UNITS RENTER
2004	0005	1815	GRA PAINT PROGRAM	COM	14A	LMH	18,631.05	100.0	18,631.05	130	77	59.2	0	130
2004	0025	1820	RPI - PKC PROP INVEST - #6284	COM	14A	LMH	6,250.00	100.0	6,250.00	1	1	100.0	0	1
2004	0025	1822	RPI - STANG - #6283	COM	14B	LMH	18,000.00	100.0	18,000.00	2	2	100.0	0	2
2004	0025	1829	RPI - QUATTLEBAUM - #6306	COM	14B	LMH	16,500.00	100.0	16,500.00	2	2	100.0	0	2
2004	0025	1852	RPI - LANCIOTTI - #6345	COM	14B	LMH	13,113.00	100.0	13,113.00	3	3	100.0	0	3
2004	0025	1861	RPI - LORRLIS - #6349	COM	14B	LMH	16,000.00	100.0	16,000.00	2	2	100.0	0	2
2004	0025	1874	RPI - SAUER - #6360	COM	14B	LMH	52,327.00	48.7	25,500.00	3	3	100.0	0	3
2004	0025	1877	RPI - GOMEZ - #6307	COM	14B	LMH	8,800.00	100.0	8,800.00	3	2	66.7	0	3
2004	0025	1878	RPI - GOMEZ - #6308	COM	14B	LMH	11,200.00	100.0	11,200.00	2	2	100.0	0	2
2004	0025	1885	RPI - CRAVEN - #6386	COM	14A	LMH	3,500.00	100.0	3,500.00	1	1	100.0	0	1
2004	0025	1905	RPI - HEABERLIN - #6402	COM	14B	LMH	54,634.00	43.9	24,000.00	3	3	100.0	0	3
2004	0025	1906	RPI - HEABERLIN - #6401	COM	14B	LMH	58,781.00	40.8	24,000.00	3	3	100.0	0	3
2004 TOTALS: BUDGETED/UNDERWAY							0.00	0.0	0.00	0	0	0.0	0	0
COMPLETED							277,736.05	66.7	185,494.05	155	101	65.1	0	155
							277,736.05	66.7	185,494.05	155	101	65.1	0	155

PGM YEAR	PROJ ID	IDIS ACT ID	ACTIVITY NAME	STATUS	MTX NTL		Total		CDBG DRAWN AMOUNT	OCCUPIED TOTAL	UNITS L/M	% L/M	CUMULATIVE	
					CD	OBJ	EST. AMT	% CDBG					OCCUPIED OWNER	UNITS RENTER
2003	0026	1691	RPI QUATTLEBAUM #6174	COM	14B	LMH	15,000.00	100.0	15,000.00	2	2	100.0	0	2
2003	0026	1692	RPI NEWMAN #6049	COM	14B	LMH	3,850.00	100.0	3,850.00	3	3	100.0	0	3
2003	0026	1693	RPI NEWMAN E. #6048	COM	14B	LMH	4,650.00	100.0	4,650.00	3	3	100.0	0	3
2003	0026	1694	RPI FRANKS #6165	COM	14A	LMH	9,000.00	100.0	9,000.00	1	1	100.0	0	1
2003	0026	1714	RPI - SHONEFELT - 6201	COM	14B	LMH	22,000.00	100.0	22,000.00	4	3	75.0	0	4
2003	0026	1723	RPI - POLIN - 6204	COM	14A	LMH	3,200.00	100.0	3,200.00	1	1	100.0	0	1

U.S. Department of Housing and Urban Development
Office of Community Planning and Development
Integrated Disbursement and Information System
CDBG Housing Activities
PINELLAS COUNTY, FL

2003	0026	1763 RPI - SOMOGYI - #5869	COM	14B	LMH	55,911.00	100.0	55,911.00	26	22	84.6	0	26
2003	0026	1766 RPI - MCCABE - #6235	COM	14B	LMH	7,800.00	100.0	7,800.00	4	4	100.0	0	4
2003	0026	1770 RPI - CHIANG - #6253	COM	14B	LMH	23,000.00	100.0	23,000.00	3	3	100.0	0	3
2003	0026	1802 RPI - NUYTEN - #6272	COM	14A	LMH	6,800.00	100.0	6,800.00	1	1	100.0	0	1
2003	0026	1803 RPI - SHIU, HUA - #6263	COM	14B	LMH	27,500.00	100.0	27,500.00	3	3	100.0	0	3
2003	0027	1669 PAINT PROGRAMS	COM	14A	LMH	26,035.07	100.0	26,035.07	30	18	60.0	0	30
2003	0028	1662 GRA HOUSE NUMBER	COM	14A	LMH	26,988.94	100.0	26,988.94	376	225	59.8	217	159
2003 TOTALS: BUDGETED/UNDERWAY						0.00	0.0	0.00	0	0	0.0	0	0
COMPLETED						231,735.01	100.0	231,735.01	457	289	63.2	217	240
						231,735.01	100.0	231,735.01	457	289	63.2	217	240

PGM YEAR	PROJ ID	IDIS ACT ID	ACTIVITY NAME	STATUS	MTX CD	NTL OBJ	Total EST. AMT	% CDBG	DRAWN	CDBG AMOUNT	OCCUPIED TOTAL	UNITS L/M	% L/M	CUMULATIVE	
														OCCUPIED OWNER	UNITS RENTER
2002	0001	1595	RPI - HABER - #5994	COM	14B	LMH	45,500.00	100.0		45,500.00	7	7	100.0	0	7
2002	0001	1596	RPI - CURLEY - #6011	COM	14B	LMH	9,000.00	100.0		9,000.00	1	1	100.0	0	1
2002	0002	1586	ILP - ROVAZZI - 5967	COM	14A	LMH	2,750.00	100.0		2,750.00	1	1	100.0	0	1
2002	0004	1442	CD02RPI - LEAMAN - HOUSING PRESERVATION	COM	14A	LMH	4,400.00	100.0		4,400.00	1	1	100.0	0	1
2002	0004	1458	CD02RPI - VAUGHAN - HOUSING PRESERVATION	COM	14B	LMH	8,400.00	100.0		8,400.00	4	3	75.0	0	4
2002	0004	1459	CD02RPI - MCCABE - HOUSING PRESERVATION	COM	14B	LMH	6,200.00	100.0		6,200.00	4	4	100.0	0	4
2002	0004	1471	CD02RPI - GANTT - HOUSING PRESERVATION	COM	14B	LMH	4,000.00	100.0		4,000.00	2	2	100.0	0	2
2002	0004	1472	CD02RPI - BRAZEN - HOUSING PRESERVATION	COM	14B	LMH	9,500.00	100.0		9,500.00	2	2	100.0	0	2
2002	0004	1479	CD02RPI - PAVENT - HOUSING PRESERVATION	COM	14B	LMH	15,213.30	100.0		15,213.30	2	2	100.0	0	2
2002	0004	1502	CD02RPI - BRAZEN - HOUSING PRESERVATION	COM	12	LMH	11,000.00	100.0		11,000.00	2	2	100.0	0	2
2002	0004	1503	CD02RPI - DIXON - HOUSING PRESERVATION	COM	12	LMH	18,000.00	100.0		18,000.00	2	2	100.0	0	2
2002	0004	1504	CD02RPI - NUYTEN - HOUSING PRESERVATION	COM	12	LMH	4,600.00	100.0		4,600.00	1	1	100.0	0	1
2002	0004	1505	CD02RPI - NUYTEN - HOUSING PRESERVATION	COM	12	LMH	4,600.00	100.0		4,600.00	1	1	100.0	0	1
2002	0004	1533	CD02RPI - GALLOWAY -HOUSING PRESERVATION	COM	12	LMH	20,000.00	100.0		20,000.00	4	4	100.0	0	4

U.S. Department of Housing and Urban Development
Office of Community Planning and Development
Integrated Disbursement and Information System
CDBG Housing Activities
PINELLAS COUNTY, FL

2002	0004	1547	CD02RPI - NUYTEN - HOUSING PRESERVATION	COM	14A	LMH	5,900.00	100.0	5,900.00	1	1	100.0	0	1
2002	0004	1548	CD02RPI - NUYTEN - HOUSING PRESERVATION	COM	14A	LMH	4,400.00	100.0	4,400.00	1	1	100.0	0	1
2002	0004	1549	CD02RPI - NUYTEN - HOUSING PRESERVATION	COM	14A	LMH	6,000.00	100.0	6,000.00	1	1	100.0	0	1
2002	0004	1550	CD02RPI - DIXON - HOUSING PRESERVATION	COM	14B	LMH	18,000.00	100.0	18,000.00	2	2	100.0	0	2
2002	0004	1551	CD02RPI - PETERSON- HOUSING PRESERVATION	COM	14B	LMH	18,000.00	100.0	18,000.00	2	2	100.0	0	2
2002	0004	1552	CD02RPI - PETERSON- HOUSING PRESERVATION	COM	14B	LMH	18,000.00	100.0	18,000.00	2	2	100.0	0	2
2002	0004	1553	CD02RPI - HAZLITT - HOUSING PRESERVATION	COM	14B	LMH	24,500.00	100.0	24,500.00	3	3	100.0	0	3
2002	0004	1564	CD02RPI - BRAZEN - HOUSING PRESERVATION	COM	12	LMH	8,950.00	100.0	8,950.00	2	2	100.0	0	2
2002	0004	1565	CD02RPI - NUYTEN - HOUSING PRESERVATION	COM	12	LMH	9,000.00	100.0	9,000.00	1	1	100.0	0	1
2002	0004	1566	CD02RPI - PALMA - HOUSING PRESERVATION	COM	12	LMH	6,900.00	100.0	6,900.00	1	1	100.0	0	1
2002 TOTALS: BUDGETED/UNDERWAY							0.00	0.0	0.00	0	0	0.0	0	0
COMPLETED							282,813.30	100.0	282,813.30	50	49	98.0	0	50
							282,813.30	100.0	282,813.30	50	49	98.0	0	50

PGM YEAR	PROJ ID	IDIS ACT ID	ACTIVITY NAME	STATUS	MTX NTL		Total		CDBG DRAWN AMOUNT	OCCUPIED TOTAL	UNITS L/M	CUMULATIVE		
					CD	OBJ	EST.	% CDBG				% L/M	OCCUPIED OWNER	UNITS RENTER
2001	0058	1237	CD01RPI - GRANESE - HOUSING PRESERVATION	COM	14B	LMH	5,500.00	100.0	5,500.00	1	1	100.0	0	1
2001	0058	1259	CD01RPI - GARCO - HOUSING PRESERVATION	COM	14B	LMH	9,000.00	100.0	9,000.00	1	1	100.0	0	1
2001	0058	1260	CD01RPI - GARCO - HOUSING PRESERVATION	COM	14B	LMH	9,000.00	100.0	9,000.00	1	1	100.0	0	1
2001	0058	1261	CD01RPI - CHIANG - HOUSING PRESERVATION	COM	14B	LMH	9,000.00	100.0	9,000.00	1	1	100.0	0	1
2001	0058	1291	CD01RPI - DIXON - HOUSING PRESERVATION	COM	14B	LMH	26,000.00	100.0	26,000.00	3	3	100.0	0	3
2001	0058	1350	CD01RPI - BILLIAS - HOUSING PRESERVATION	COM	14B	LMH	16,500.00	100.0	16,500.00	8	7	87.5	0	8
2001	0058	1353	CD01RPI - DAY - HOUSING PRESERVATION	COM	14B	LMH	9,000.00	100.0	9,000.00	1	1	100.0	0	1
2001	0058	1369	CD01RPI - SHOOTING STAR - HOUSING PRES	COM	14B	LMH	41,000.00	100.0	41,000.00	10	9	90.0	0	10
2001	0058	1370	CD01RPI - POMPEO - HOUSING PRESERVATION	COM	14A	LMH	9,000.00	100.0	9,000.00	1	1	100.0	0	1
2001	0058	1403	CD01RPI - REEDER - HOUSING PRESERVATION	COM	14B	LMH	4,500.00	100.0	4,500.00	2	2	100.0	0	2
2001	0058	1407	CD01RPI - ENRIGHT - HOUSING PRESERVATION	COM	14B	LMH	18,000.00	100.0	18,000.00	2	1	50.0	0	2

U.S. Department of Housing and Urban Development
Office of Community Planning and Development
Integrated Disbursement and Information System
CDBG Housing Activities
PINELLAS COUNTY, FL

2001	0058	1408	CD01RPI - NORLANDER - HOUSING PRESERVATI	COM	14B	LMH	5,300.00	100.0	5,300.00	2	2	100.0	0	2
2001	0058	1409	CD01RPI - SOMOGYI - HOUSING PRESERVATION	COM	14B	LMH	32,000.00	100.0	32,000.00	26	22	84.6	0	26
2001	0058	1410	CD01RPI - MCCABE - HOUSING PRESERVATION	COM	14B	LMH	8,800.00	0.0	8,800.00	0	0	0.0	0	0
2001	0058	1411	CD01RPI - NELSON - HOUSING PRESERVATION	COM	14B	LMH	15,000.00	100.0	15,000.00	4	4	100.0	0	4
2001	0058	1412	CD01RPI - ENRIGHT - HOUSING PRESERVATION	COM	14A	LMH	6,500.00	100.0	6,500.00	1	1	100.0	0	1
2001	0081	1219	ILP CASIL - CARING AND SHARING	COM	14H	LMH	10,441.55	100.0	10,441.55	4	4	100.0	0	4
2001	0081	1381	ILP CASIL - FITIPALDI - #5823	COM	14A	LMH	2,550.00	100.0	2,550.00	1	1	100.0	0	1
2001	0081	1398	ILP CASIL - ZEBRICK - #5836	COM	14A	LMH	2,700.00	100.0	2,700.00	1	1	100.0	0	1
2001	0081	1404	ILPCASIL - GAMACHE - #5865	COM	14A	LMH	2,550.85	100.0	2,550.85	1	1	100.0	0	1
2001 TOTALS: BUDGETED/UNDERWAY							0.00	0.0	0.00	0	0	0.0	0	0
COMPLETED							242,342.40	100.0	242,342.40	71	64	90.1	0	71
							242,342.40	100.0	242,342.40	71	64	90.1	0	71

PGM YEAR	PROJ ID	IDIS ACT ID	ACTIVITY NAME	STATUS	MTX CD	NTL OBJ	Total		CDBG DRAWN AMOUNT	OCCUPIED TOTAL	UNITS L/M	% L/M	CUMULATIVE	
							EST.	% CDBG					OCCUPIED OWNER	UNITS RENTER
2000	0046	1012	RIDGECREST PAINT PROGRAM	COM	14A	LMH SP	10,399.28	100.0	10,399.28	49	49	100.0	0	49
2000	0054	1094	RPI - SPENCER - #5359	COM	14B	LMH	27,000.00	100.0	27,000.00	3	3	100.0	0	3
2000	0054	1095	RPI - BRAND - #5391	COM	14B	LMH	6,600.00	100.0	6,600.00	2	2	100.0	0	2
2000	0054	1099	RPI - TENDEIRO - #5413	COM	14B	LMH	10,600.00	100.0	10,600.00	3	3	100.0	0	3
2000	0054	1100	RPI - WINDON - #5482	COM	14B	LMH	5,850.00	100.0	5,850.00	2	2	100.0	0	2
2000	0054	1117	RPI - AFFORDABLE HSG, INC - #5340	COM	14B	LMH	62,740.33	100.0	62,740.33	8	6	75.0	0	8
2000	0054	1118	RPI - WINE - #5475	COM	14B	LMH	9,000.00	100.0	9,000.00	1	1	100.0	0	1
2000	0054	1122	RPI - WALLACE - #5357	COM	14B	LMH	56,000.00	100.0	56,000.00	7	7	100.0	0	7
2000	0054	1123	RPI - CRAVEN - #5250	COM	14B	LMH	8,500.00	100.0	8,500.00	2	2	100.0	0	2
2000	0054	1182	RPI - CHEATTLE - #5573	COM	14A	LMH	4,600.00	100.0	4,600.00	1	1	100.0	0	1
2000	0054	1203	RPI - ROBERTSON, TRE - #5642	COM	14B	LMH	4,921.16	100.0	4,921.16	2	2	100.0	0	2
2000	0054	1204	RPI - TOTH - #5570	COM	14B	LMH	9,287.15	100.0	9,287.15	3	3	100.0	0	3

U.S. Department of Housing and Urban Development
Office of Community Planning and Development
Integrated Disbursement and Information System
CDBG Housing Activities
PINELLAS COUNTY, FL

2000	0054	1205 RPI - GLISSON - #5569	COM	14B	LMH	6,200.00	100.0	6,200.00	3	3	100.0	0	3
2000	0054	1276 RPI - DIXON - #5624	COM	14B	LMH	18,000.00	100.0	18,000.00	2	2	100.0	0	2
2000	0054	1313 RPI - RATLIFF - #5747	COM	14B	LMH	17,000.00	100.0	17,000.00	2	2	100.0	0	2
2000 TOTALS: BUDGETED/UNDERWAY						0.00	0.0	0.00	0	0	0.0	0	0
COMPLETED						256,697.92	100.0	256,697.92	90	88	97.7	0	90
						256,697.92	100.0	256,697.92	90	88	97.7	0	90

PGM YEAR	PROJ ID	IDIS ACT ID	ACTIVITY NAME	STATUS	MTX CD	NTL OBJ	Total		CDBG DRAWN	AMOUNT	OCCUPIED TOTAL	UNITS L/M	% L/M	CUMULATIVE	
							EST.	% CDBG						OCCUPIED OWNER	UNITS RENTER
1999	0001	744	RPI - LEPORE - #5051	COM	14A	LMH	8,000.00	100.0	8,000.00		1	1	100.0	0	1
1999	0001	749	ILP - MEYERS - #5117	COM	14A	LMH	2,750.00	100.0	2,750.00		1	1	100.0	0	1
1999	0001	754	RPI - WITHERINGTON STEVENS - #4378	COM	14B	LMH	23,000.00	100.0	23,000.00		4	3	75.0	0	4
1999	0001	755	RPI - BRITNER - #5119	COM	14A	LMH	7,000.00	100.0	7,000.00		1	1	100.0	0	1
1999	0001	756	RPI - SAROFF - #5118	COM	14A	LMH	5,500.00	100.0	5,500.00		1	1	100.0	0	1
1999	0001	758	ILP - ST.PIERRE - #5163	COM	14A	LMH	722.64	100.0	722.64		1	1	100.0	0	1
1999	0001	761	RPI - ENWRIGHT - #5160	COM	14B	LMH	10,800.00	100.0	10,800.00		2	2	100.0	0	2
1999	0001	762	ILP - RODGERS - #5167	COM	14A	LMH	722.64	100.0	722.64		1	1	100.0	0	1
1999	0001	764	ILP - ORR - #5177	COM	14A	LMH	725.00	100.0	725.00		1	1	100.0	0	1
1999	0001	765	ILP - ALEXANDER - #5178	COM	14A	LMH	875.00	100.0	875.00		1	1	100.0	0	1
1999	0001	791	ILP - AKERS - #5185	COM	14A	LMH	1,980.00	100.0	1,980.00		1	1	100.0	0	1
1999	0001	792	ILP - BURMBELOW - #5186	COM	14A	LMH	1,881.00	100.0	1,881.00		1	1	100.0	0	1
1999	0001	793	ILP - WILSON - #5184	COM	14A	LMH	2,062.50	100.0	2,062.50		1	1	100.0	0	1
1999	0001	796	ILP - KOWALSKI - #5193	COM	14A	LMH	2,744.50	100.0	2,744.50		1	1	100.0	0	1
1999	0001	797	ILP - CIPOTH - #5200	COM	14A	LMH	1,425.00	100.0	1,425.00		1	1	100.0	0	1
1999	0001	798	ILP - DICKEY - #5199	COM	14A	LMH	900.00	100.0	900.00		1	1	100.0	0	1
1999	0001	803	ILP - ZUKERMAN - #5213	COM	14A	LMH	2,744.50	100.0	2,744.50		1	1	100.0	0	1
1999	0001	813	ILP - HALSTED - #5238	COM	14A	LMH	2,392.50	100.0	2,392.50		1	1	100.0	0	1

IDIS - PR10

U.S. Department of Housing and Urban Development
Office of Community Planning and Development
Integrated Disbursement and Information System
CDBG Housing Activities
PINELLAS COUNTY, FL

DATE: 12-28-15
TIME: 17:13
PAGE: 8

1999	0001	834 ILP - JOHNSON - #5248	COM	14A	LMH	2,750.00	100.0	2,750.00	1	1	100.0	0	1
1999	0001	841 ILP - EBERTS - #5251	COM	14A	LMH	475.00	100.0	475.00	1	1	100.0	0	1
1999	0001	842 ILP - JACOBS - #5247	COM	14A	LMH	700.00	100.0	700.00	1	1	100.0	0	1
1999	0001	845 ILP - METTBERG - #5261	COM	14A	LMH	672.95	100.0	672.95	1	1	100.0	0	1
1999	0001	846 ILP - DYE - #5262	COM	14A	LMH	672.95	100.0	672.95	1	1	100.0	0	1
1999	0001	847 ILP - SPRINKLE - #5263	COM	14A	LMH	672.95	100.0	672.95	1	1	100.0	0	1
1999	0001	854 ILP - TWIBLE - #5269	COM	14A	LMH	672.95	100.0	672.95	1	1	100.0	0	1
1999	0001	855 LIL - JENSEN - 5215	COM	14A	LMH	3,899.10	100.0	3,899.10	1	1	100.0	0	1
1999	0001	856 RPI - LOWE - #5237	COM	14A	LMH	1,750.00	100.0	1,750.00	1	1	100.0	0	1
1999	0001	862 ILP - COWENS - #5287	COM	14A	LMH	672.95	100.0	672.95	1	1	100.0	0	1
1999	0001	863 ILP - COLLIER - #5289	COM	14A	LMH	672.95	100.0	672.95	1	1	100.0	0	1
1999	0001	865 RPI - WINDON - #5296	COM	14B	LMH	4,450.00	100.0	4,450.00	2	2	100.0	0	2
1999	0001	866 RPI - HESS - #4981	COM	14B	LMH	35,000.00	100.0	35,000.00	20	15	75.0	0	20
1999	0001	867 RPI - RELOCATION EXEC, INC - #5268	COM	14B	LMH	18,000.00	100.0	18,000.00	1	1	100.0	0	1
1999	0001	868 ILP - MCZELL - #5275	COM	14A	LMH	2,084.50	100.0	2,084.50	1	1	100.0	0	1
1999	0001	878 ILP - HUDSON - #5302	COM	14A	LMH	1,525.00	100.0	1,525.00	1	1	100.0	0	1
1999	0001	879 RPI - EVANS - #5255	COM	14B	LMH	7,000.00	0.0	7,000.00	0	0	0.0	0	0
1999	0001	880 ILP - BROWNING - #5311	COM	14A	LMH	1,600.00	100.0	1,600.00	1	1	100.0	0	1
1999	0001	910 RPI - HOLSTEIN - #5310	COM	14B	LMH	2,000.00	100.0	2,000.00	2	2	100.0	0	2
1999	0001	911 ILP - BRYSON - #5320	COM	14A	LMH	750.00	100.0	750.00	1	1	100.0	0	1
1999	0001	912 ILP - DOWNIE - #5315	COM	14A	LMH	2,420.00	100.0	2,420.00	1	1	100.0	0	1
1999	0001	913 ILP - WEBB - #5316	COM	14A	LMH	1,035.00	100.0	1,035.00	1	1	100.0	0	1
1999	0001	914 ILP - MAGYAR - #5329	COM	14A	LMH	2,750.00	100.0	2,750.00	1	1	100.0	0	1
1999	0001	915 ILP - ROBERTSON - 5322	COM	14A	LMH	672.95	100.0	672.95	1	1	100.0	0	1
1999	0001	922 SINGLE FAMILY HOUSING DELIVERY COSTS	COM	14A	LMH	50,868.05	100.0	50,868.05	42	22	52.4	0	42
1999	0001	925 ILP - DYKE - #5327	COM	14A	LMH	777.50	100.0	777.50	1	1	100.0	0	1
1999	0001	926 LIL - REYES - #5297	COM	14A	LMH	3,891.10	100.0	3,891.10	1	1	100.0	0	1
1999	0001	927 LIL - CLARK - #5298	COM	14A	LMH	3,891.10	100.0	3,891.10	1	1	100.0	0	1
1999	0001	928 LIL - GREEN - #5299	COM	14A	LMH	3,891.10	100.0	3,891.10	1	1	100.0	0	1

U.S. Department of Housing and Urban Development
Office of Community Planning and Development
Integrated Disbursement and Information System
CDBG Housing Activities
PINELLAS COUNTY, FL

1999	0001	929 LIL - MATTHEWS - #5277	COM	14A	LMH	3,895.60	100.0	3,895.60	1	1	100.0	0	1
1999	0001	930 LIL - MILLER - #5300	COM	14A	LMH	3,891.10	100.0	3,891.10	1	1	100.0	0	1
1999	0001	931 ILP - BURBANK - #5350	COM	14A	LMH	2,750.00	100.0	2,750.00	1	1	100.0	0	1
1999	0001	932 ILP - HEATHER - #5348	COM	14A	LMH	672.95	100.0	672.95	1	1	100.0	0	1
1999	0001	933 ILP - JONES - #5349	COM	14A	LMH	2,704.90	100.0	2,704.90	1	1	100.0	0	1
1999	0001	934 LIL - GASCA - #5335	COM	14A	LMH	13,343.75	100.0	13,343.75	1	1	100.0	0	1
1999	0001	935 ILP - KOMINSKI - #5358	COM	14A	LMH	642.92	100.0	642.92	1	1	100.0	0	1
1999	0001	942 ILP - FORD - #5372	COM	14A	LMH	2,695.10	100.0	2,695.10	1	1	100.0	0	1
1999	0001	943 ILP - MILLER - #5369	COM	14A	LMH	2,748.90	100.0	2,748.90	1	1	100.0	0	1
1999	0001	944 ILP - STEIN - #5371	COM	14A	LMH	642.92	100.0	642.92	1	1	100.0	0	1
1999	0001	945 LIL - CLINTON - #5361	COM	14A	LMH	3,850.00	100.0	3,850.00	1	1	100.0	0	1
1999	0001	947 RPI - SAPOURN - #5214	COM	14B	LMH	8,400.00	100.0	8,400.00	2	2	100.0	0	2
1999	0001	983 RPI - COPPOLA - #5334	COM	14A	LMH	2,757.30	100.0	2,757.30	1	1	100.0	0	1
1999	0001	984 LIL - DAYS - #5336	COM	14A	LMH	25,014.95	100.0	25,014.95	1	1	100.0	0	1
1999	0001	985 RPI - ENRIGHT - #5201	COM	14B	LMH	11,500.00	100.0	11,500.00	3	3	100.0	0	3
1999	0001	1027 ILP - ALLISON - #5424	COM	14A	LMH	925.00	100.0	925.00	1	1	100.0	0	1
1999	0001	1028 ILP - CONNORS - #5416	COM	14A	LMH	2,750.00	100.0	2,750.00	1	1	100.0	0	1
1999	0001	1029 ILP - SHEARER - #5425	COM	14A	LMH	925.00	100.0	925.00	1	1	100.0	0	1
1999	0001	1030 ILP - TUDOR - #5423	COM	14A	LMH	925.00	100.0	925.00	1	1	100.0	0	1
1999	0001	1031 ILP - TORRES - 5437	COM	14A	LMH	925.00	100.0	925.00	1	1	100.0	0	1
1999	0001	1032 ILP - VOK - 5446	COM	14A	LMH	925.00	100.0	925.00	1	1	100.0	0	1
1999	0001	1033 LIL - BOGLAR - 5347	COM	14A	LMH	35,303.14	100.0	35,303.14	1	1	100.0	0	1
1999	0001	1038 ILP - BATTLES - #5439	COM	14A	LMH	1,732.50	100.0	1,732.50	1	1	100.0	0	1
1999	0001	1039 ILP - CLARK - #5441	COM	14A	LMH	925.00	100.0	925.00	1	1	100.0	0	1
1999	0001	1040 ILP - CRENSHAW - #5442	COM	14A	LMH	925.00	100.0	925.00	1	1	100.0	0	1
1999	0001	1041 ILP - DAVIS - #5438	COM	14A	LMH	1,732.50	100.0	1,732.50	1	1	100.0	0	1
1999	0001	1042 ILP - MUDRICK - #5443	COM	14A	LMH	925.00	100.0	925.00	1	1	100.0	0	1
1999	0001	1043 ILP - RITCH - #5444	COM	14A	LMH	925.00	100.0	925.00	1	1	100.0	0	1
1999	0001	1044 ILP - SCOON - #5440	COM	14A	LMH	925.00	100.0	925.00	1	1	100.0	0	1

U.S. Department of Housing and Urban Development
Office of Community Planning and Development
Integrated Disbursement and Information System
CDBG Housing Activities
PINELLAS COUNTY, FL

1999	0001	1045 ILP - SHEARER - #5445	COM	14A	LMH	925.00	100.0	925.00	1	1	100.0	0	1
1999	0001	1048 LIL - BROWN - #5397	COM	14A	LMH	23,745.75	100.0	23,745.75	1	1	100.0	0	1
1999	0001	1049 RPI - DAY - #5054	COM	14A	LMH	9,000.00	100.0	9,000.00	1	1	100.0	0	1
1999	0001	1050 LIL - FERNANDEZ - #5366	COM	14A	LMH	25,251.95	100.0	25,251.95	1	1	100.0	0	1
1999	0001	1051 LIL - MONTI - #5376	COM	14A	LMH	29,965.80	100.0	29,965.80	1	1	100.0	0	1
1999	0001	1052 LIL - MOODY - #5346	COM	14A	LMH	28,094.61	100.0	28,094.61	1	1	100.0	0	1
1999	0001	1053 LIL - RIVERA - #5367	COM	14A	LMH	32,685.27	100.0	32,685.27	1	1	100.0	0	1
1999	0001	1054 RPI - STANG - #5331	COM	14B	LMH	24,000.00	100.0	24,000.00	3	3	100.0	0	3
1999	0001	1119 RPI - CHIANG - #5283	COM	14B	LMH	16,000.00	100.0	16,000.00	3	3	100.0	0	3
1999	0001	1120 RPI - E&H, LC - #5383	COM	14B	LMH	17,800.00	100.0	17,800.00	2	2	100.0	0	2
1999	0001	1121 RPI - E&H, LC - #5384	COM	14B	LMH	14,500.00	100.0	14,500.00	2	1	50.0	0	2
1999	0001	1346 RPI - WALLACE - #5357	COM	14B	LMH	56,000.00	100.0	56,000.00	7	6	85.7	0	7
1999	0001	1347 RPI - AFFORDABLE HOUSING - #5340	COM	14B	LMH	63,473.00	100.0	63,473.00	8	3	37.5	0	8
1999	0002	1070 MANGO COURT	COM	14H	LMA	1,800.00	0.0	1,800.00	0	0	0.0	0	0
1999 TOTALS: BUDGETED/UNDERWAY						0.00	0.0	0.00	0	0	0.0	0	0
COMPLETED						711,963.29	100.0	711,963.29	176	143	81.2	0	176
						711,963.29	100.0	711,963.29	176	143	81.2	0	176

PGM YEAR	PROJ ID	IDIS ACT ID	ACTIVITY NAME	STATUS	MTX CD	NTL OBJ	Total		CDBG DRAWN AMOUNT	OCCUPIED TOTAL	UNITS L/M	% L/M	CUMULATIVE	
							EST.	%					OCCUPIED OWNER	UNITS RENTER
1998	0011	503	RPI - REEDER - #4265	COM	14B	LMH	2,350.00	100.0	2,350.00	2	2	100.0	0	2
1998	0011	505	RPI - DIXON - #4160	COM	14B	LMH	27,000.00	100.0	27,000.00	3	3	100.0	0	3
1998	0011	506	ILP - GREENLAW - #4306	COM	14A	LMH	722.64	100.0	722.64	1	1	100.0	0	1
1998	0011	507	ILP - JENKINS - #4305	COM	14A	LMH	700.64	100.0	700.64	1	1	100.0	0	1
1998	0011	509	ILP - MOKMA - #4320	COM	14A	LMH	319.00	100.0	319.00	1	1	100.0	0	1
1998	0011	521	RPI - CAREW - #4147	COM	14A	LMH	4,050.00	100.0	4,050.00	1	1	100.0	0	1
1998	0011	522	RPI - EDMISTEN - #4104	COM	14B	LMH	6,600.00	100.0	6,600.00	2	2	100.0	0	2

U.S. Department of Housing and Urban Development
Office of Community Planning and Development
Integrated Disbursement and Information System
CDBG Housing Activities
PINELLAS COUNTY, FL

1998	0011	523 RPI - VERDUGO - #4221	COM	14B	LMH	5,150.00	100.0	5,150.00	2	2	100.0	0	2
1998	0011	524 RPI - VERDUGO - #4222	COM	14B	LMH	4,350.00	100.0	4,350.00	2	2	100.0	0	2
1998	0011	525 ILP - MEUNIER - #4328	COM	14A	LMH	2,750.00	100.0	2,750.00	1	1	100.0	0	1
1998	0011	540 ILP - FETTIS - #4346	COM	14A	LMH	2,750.00	100.0	2,750.00	1	1	100.0	0	1
1998	0011	541 ILP - JONES - #4345	COM	14A	LMH	2,750.00	100.0	2,750.00	1	1	100.0	0	1
1998	0011	542 ILP - QUINT - #4343	COM	14A	LMH	2,750.00	100.0	2,750.00	1	1	100.0	0	1
1998	0011	549 ILP - FOLSOM - #4348	COM	14A	LMH	2,750.00	100.0	2,750.00	1	1	100.0	0	1
1998	0011	551 ILP - WECKERLY - #4349	COM	14A	LMH	2,750.00	100.0	2,750.00	1	1	100.0	0	1
1998	0011	552 ILP - RUSSELL - #4351	COM	14A	LMH	2,750.00	100.0	2,750.00	1	1	100.0	0	1
1998	0011	557 ILP - GUSTAFSON - #4369	COM	14A	LMH	715.00	100.0	715.00	1	1	100.0	0	1
1998	0011	558 ILP - MARQUEZ - #4373	COM	14A	LMH	908.54	100.0	908.54	1	1	100.0	0	1
1998	0011	559 ILP - PERRY - #4372	COM	14A	LMH	908.54	100.0	908.54	1	1	100.0	0	1
1998	0011	560 ILP - TAYLOR - #4371	COM	14A	LMH	908.54	100.0	908.54	1	1	100.0	0	1
1998	0011	561 LIL - BORKOWSKI - #1406	COM	14A	LMH	3,333.50	100.0	3,333.50	1	1	100.0	0	1
1998	0011	562 ILP - ALEXANDER - #4382	COM	14A	LMH	908.54	100.0	908.54	1	1	100.0	0	1
1998	0011	563 ILP - MCKINNEY - #4384	COM	14A	LMH	132.00	100.0	132.00	1	1	100.0	0	1
1998	0011	564 ILP - MOUNTS - #4380	COM	14A	LMH	722.64	100.0	722.64	1	1	100.0	0	1
1998	0011	565 ILP - RYDER - #4381	COM	14A	LMH	2,475.00	100.0	2,475.00	1	1	100.0	0	1
1998	0011	567 LIL - NOTRO - #1724	COM	14A	LMH	13,723.95	100.0	13,723.95	1	1	100.0	0	1
1998	0011	571 ILP - SMITH - #4387	COM	14A	LMH	95.70	100.0	95.70	1	1	100.0	0	1
1998	0011	574 LIL - BELLAN - #4239	COM	14A	LMH	14,230.70	100.0	14,230.70	1	1	100.0	0	1
1998	0011	575 RPI - BRASTED - #4243	COM	14A	LMH	4,346.48	100.0	4,346.48	1	1	100.0	0	1
1998	0011	576 RPI - GRAHAM - #4060	COM	14B	LMH	2,770.00	100.0	2,770.00	2	2	100.0	0	2
1998	0011	577 LIL - HIBDON-SWEETLAND - #4262	COM	14A	LMH	22,260.55	100.0	22,260.55	1	1	100.0	0	1
1998	0011	578 RPI - LUMSDEN - #3089	COM	14B	LMH	10,100.00	100.0	10,100.00	2	2	100.0	0	2
1998	0011	579 RPI - SAPOURN - #4148	COM	14B	LMH	21,891.32	100.0	21,891.32	3	3	100.0	0	3
1998	0011	580 RPI - WANG - #4134	COM	14B	LMH	44,400.00	100.0	44,400.00	10	9	90.0	0	10
1998	0011	585 LIL - TARGAKIS - #1872	COM	14A	LMH	2,916.50	100.0	2,916.50	1	1	100.0	0	1
1998	0011	589 ILP - RICHARDSON - #4393	COM	14A	LMH	2,750.00	100.0	2,750.00	1	1	100.0	0	1

U.S. Department of Housing and Urban Development
Office of Community Planning and Development
Integrated Disbursement and Information System
CDBG Housing Activities
PINELLAS COUNTY, FL

DATE: 12-28-15
TIME: 17:13
PAGE: 12

1998	0011	604 RPI - DLUHY - #4283	COM	14A	LMH	4,700.00	100.0	4,700.00	1	1	100.0	0	1
1998	0011	605 RPI - DUFEK - #4244	COM	14A	LMH	9,000.00	100.0	9,000.00	1	1	100.0	0	1
1998	0011	606 RPI - YOUNG - #4259	COM	14B	LMH	4,800.00	100.0	4,800.00	2	2	100.0	0	2
1998	0011	607 RPI - YOUNG - #4260	COM	14B	LMH	3,650.00	100.0	3,650.00	2	2	100.0	0	2
1998	0011	608 ILP - SOUTHERNLAND - #4928	COM	14A	LMH	635.74	100.0	635.74	1	1	100.0	0	1
1998	0011	609 ILP - ALDER - #4929	COM	14A	LMH	908.54	100.0	908.54	1	1	100.0	0	1
1998	0011	610 ILP - OLIVEROS - #4930	COM	14A	LMH	908.54	100.0	908.54	1	1	100.0	0	1
1998	0011	612 ILP - DUNSFORD - #4921	COM	14A	LMH	2,750.00	100.0	2,750.00	1	1	100.0	0	1
1998	0011	613 ILP - DYKMAN - #4923	COM	14A	LMH	908.54	100.0	908.54	1	1	100.0	0	1
1998	0011	614 ILP - PYLES - #4925	COM	14A	LMH	191.40	100.0	191.40	1	1	100.0	0	1
1998	0011	621 LIL - BEAL - #4919	COM	14A	LMH	34,720.45	100.0	34,720.45	1	1	100.0	0	1
1998	0011	622 ILP - DIEHL - #4947	COM	14A	LMH	1,100.93	100.0	1,100.93	1	1	100.0	0	1
1998	0011	623 ILP - KAISER - #4946	COM	14A	LMH	2,684.00	100.0	2,684.00	1	1	100.0	0	1
1998	0011	627 LIL - BURKE - #4938	COM	14A	LMH	7,500.00	100.0	7,500.00	1	1	100.0	0	1
1998	0011	632 ILP - CANTON - #4964	COM	14A	LMH	722.64	100.0	722.64	1	1	100.0	0	1
1998	0011	633 ILP - KARN - #4965	COM	14A	LMH	908.54	100.0	908.54	1	1	100.0	0	1
1998	0011	634 ILP - KENNEDY - #4963	COM	14A	LMH	2,750.00	100.0	2,750.00	1	1	100.0	0	1
1998	0011	635 ILP - NEWSOME - #4962	COM	14A	LMH	908.54	100.0	908.54	1	1	100.0	0	1
1998	0011	636 RPI - KRAUSE - #4081	COM	14B	LMH	6,518.24	100.0	6,518.24	2	2	100.0	0	2
1998	0011	637 DIS - KLEIN - #4977	COM	14A	LMH	37,000.00	100.0	37,000.00	1	1	100.0	0	1
1998	0011	638 RPI - YOUNG - #4983	COM	14B	LMH	4,250.00	100.0	4,250.00	2	2	100.0	0	2
1998	0011	639 DIS - HUSCHER - #4968	COM	14A	LMH	32,000.00	100.0	32,000.00	1	1	100.0	0	1
1998	0011	641 RPI - BUGBEE - #4916	COM	14B	LMH	7,000.00	100.0	7,000.00	8	6	75.0	0	8
1998	0011	642 RPI - YOUNG - #4982	COM	14B	LMH	4,250.00	100.0	4,250.00	2	2	100.0	0	2
1998	0011	643 RPI - CHIANG - #5073	COM	14B	LMH	18,000.00	100.0	18,000.00	3	3	100.0	0	3
1998	0011	644 LIL - PRATT - #4971	COM	14A	LMH	9,937.31	100.0	9,937.31	1	1	100.0	0	1
1998	0011	652 RPI - LENTRICCHIA - #4055	COM	14B	LMH	32,500.00	100.0	32,500.00	5	5	100.0	0	5
1998	0011	653 LIL - STEVENS - #4144	COM	14A	LMH	30,553.26	100.0	30,553.26	1	1	100.0	0	1
1998	0011	655 ILP - SPAULDING - #4969	COM	14A	LMH	2,744.50	100.0	2,744.50	1	1	100.0	0	1

U.S. Department of Housing and Urban Development
Office of Community Planning and Development
Integrated Disbursement and Information System
CDBG Housing Activities
PINELLAS COUNTY, FL

1998	0011	692 LIL - BALNICKY - #2252	COM	14A	LMH	3,222.55	100.0	3,222.55	1	1	100.0	0	1
1998	0011	693 RPI - DIXON - #5010	COM	14B	LMH	18,000.00	100.0	18,000.00	2	2	100.0	0	2
1998	0011	695 RPI - O'CONNOR - #5013	COM	14A	LMH	9,000.00	100.0	9,000.00	1	1	100.0	0	1
1998	0011	697 RPI - GALLOWAY - #4976	COM	14B	LMH	21,800.00	100.0	21,800.00	5	4	80.0	0	5
1998	0011	698 RPI - KESTER - #5014	COM	14A	LMH	2,000.00	100.0	2,000.00	1	1	100.0	0	1
1998	0011	699 RPI - SAPOURN - #5040	COM	14B	LMH	9,105.85	100.0	9,105.85	2	2	100.0	0	2
1998	0011	700 ILP - ROSS - #5049	COM	14A	LMH	689.64	100.0	689.64	1	1	100.0	0	1
1998	0011	701 LIL - HAVORSEN - #4960	COM	14A	LMH	21,433.70	100.0	21,433.70	1	1	100.0	0	1
1998	0011	702 RPI - ADAMOSKY - #4352	COM	14B	LMH	5,450.00	100.0	5,450.00	2	2	100.0	0	2
1998	0011	703 RPI - STEVENS - #4355	COM	14A	LMH	9,000.00	100.0	9,000.00	1	1	100.0	0	1
1998	0011	704 LIL - MARSHALL - #4909	COM	14A	LMH	26,044.30	100.0	26,044.30	1	1	100.0	0	1
1998	0011	706 LIL - ROETEMEYER - #4956	COM	14A	LMH	21,873.05	100.0	21,873.05	1	1	100.0	0	1
1998	0011	707 LIL - STEWART - #4970	COM	14A	LMH	34,500.78	100.0	34,500.78	1	1	100.0	0	1
1998	0011	708 ILP - TODD - #5052	COM	14A	LMH	2,145.00	100.0	2,145.00	1	1	100.0	0	1
1998	0011	709 RPI - TOBIN - #4358	COM	14B	LMH	25,500.00	100.0	25,500.00	11	8	72.7	0	11
1998	0011	710 RPI - CAREW - #5018	COM	14A	LMH	5,000.00	100.0	5,000.00	1	1	100.0	0	1
1998	0011	711 ILP - DENSON - #5068	COM	14A	LMH	722.64	100.0	722.64	1	1	100.0	0	1
1998	0011	712 ILP - MOORE - #5072	COM	14A	LMH	722.64	100.0	722.64	1	1	100.0	0	1
1998	0011	713 ILP - NEWMAN - #5069	COM	14A	LMH	722.64	100.0	722.64	1	1	100.0	0	1
1998	0011	726 ILP - MRUK - #5087	COM	14A	LMH	2,178.00	100.0	2,178.00	1	1	100.0	0	1
1998	0011	727 ILP - HERTZBERG - #5086	COM	14A	LMH	722.64	100.0	722.64	1	1	100.0	0	1
1998	0011	728 ILP - JONES - #5084	COM	14A	LMH	818.34	100.0	818.34	1	1	100.0	0	1
1998	0011	729 ILP - MOORE - #5085	COM	14A	LMH	2,750.00	100.0	2,750.00	1	1	100.0	0	1
1998	0011	730 ILP - SWARTZIE - #5083	COM	14A	LMH	722.64	100.0	722.64	1	1	100.0	0	1
1998	0013	640 DIS - HEISEY - #4973	COM	14A	LMH	37,500.00	100.0	37,500.00	1	1	100.0	0	1
1998	TOTALS: BUDGETED/UNDERWAY					0.00	0.0	0.00	0	0	0.0	0	0
				COMPLETED		747,115.36	100.0	747,115.36	144	137	95.1	0	144
						747,115.36	100.0	747,115.36	144	137	95.1	0	144

U.S. Department of Housing and Urban Development
Office of Community Planning and Development
Integrated Disbursement and Information System
CDBG Housing Activities
PINELLAS COUNTY, FL

PGM YEAR	PROJ ID	IDIS ACT ID	ACTIVITY NAME	STATUS	MTX NTL		Total		CDBG DRAWN AMOUNT	OCCUPIED TOTAL	UNITS L/M	% L/M	CUMULATIVE	
					CD	OBJ	EST. AMT	% CDBG					OCCUPIED OWNER	UNITS RENTER
1997	0009	493	TBCDC HOME OWNERSHIP OPPORTUNITIES	COM	14A	LMH	35,219.68	100.0	35,219.68	3	3	100.0	0	3
1997	0010	405	RPI - DE YAMPERT - #4004	COM	14A	LMH	6,100.00	100.0	6,100.00	1	1	100.0	0	1
1997	0010	406	RPI - DE YAMPERT - #4005	COM	14A	LMH	6,734.97	100.0	6,734.97	1	1	100.0	0	1
1997	0010	430	CHAF-WINDTREE VILLAGE-#3082	COM	14B	LMA	52,687.60	0.0	52,687.60	0	0	0.0	0	0
1997	0010	431	CHAF-WINDTREE VILLAGE-#3083	COM	14B	LMA	52,687.60	0.0	52,687.60	0	0	0.0	0	0
1997	0010	432	CHAF-WINDTREE VILLAGE-#3084	COM	14B	LMA	52,687.60	0.0	52,687.60	0	0	0.0	0	0
1997	0010	433	CHAF-WINDTREE VILLAGE-#3085	COM	14B	LMA	57,203.35	0.0	57,203.35	0	0	0.0	0	0
1997	0010	437	RPI - VOLPE - #4085	COM	14B	LMH	100,000.00	100.0	100,000.00	12	12	100.0	0	12
1997	0010	469	RPI - BRITNER - #4114	COM	14B	LMH	2,200.00	100.0	2,200.00	1	1	100.0	0	1
1997	0010	471	RPI - COMM SERV FOUND - #4061	COM	14B	LMH	26,500.00	100.0	26,500.00	4	4	100.0	0	4
1997	0010	472	RPI - LAWSON - #3068	COM	14B	LMH	8,000.00	100.0	8,000.00	1	1	100.0	0	1
1997 TOTALS: BUDGETED/UNDERWAY							0.00	0.0	0.00	0	0	0.0	0	0
COMPLETED							400,020.80	100.0	400,020.80	23	23	100.0	0	23
							400,020.80	100.0	400,020.80	23	23	100.0	0	23

PGM YEAR	PROJ ID	IDIS ACT ID	ACTIVITY NAME	STATUS	MTX NTL		Total		CDBG DRAWN AMOUNT	OCCUPIED TOTAL	UNITS L/M	% L/M	CUMULATIVE	
					CD	OBJ	EST. AMT	% CDBG					OCCUPIED OWNER	UNITS RENTER
1996	0001	321	SANDPEBBLE APARTMENTS	COM	12	LMH	474,574.00	0.0	0.00	18	18	100.0	0	18
1996	0001	360	CHAF - WTV - #3075	COM	14B	LMH	166,407.60	47.0	78,284.10	3	3	100.0	0	3
1996	0012	282	RPI - BLEVINS #2810	COM	14B	LMH	0.00		0.00	2	2	100.0	0	2
1996	0012	283	RPI - TRESH #2828	COM	14B	LMH	0.00		0.00	4	4	100.0	0	4
1996	0012	284	RPI - BELL	COM	14B	LMH	0.00		0.00	3	3	100.0	0	3
1996	0012	285	RPI - KORRAT	COM	14B	LMH	0.00		0.00	4	4	100.0	0	4
1996	0012	286	RPI - RATLIFF #2791	COM	14B	LMH	3,800.00	100.0	3,800.00	3	3	100.0	0	3

IDIS - PR10

U.S. Department of Housing and Urban Development
Office of Community Planning and Development
Integrated Disbursement and Information System
CDBG Housing Activities
PINELLAS COUNTY, FL

DATE: 12-28-15
TIME: 17:13
PAGE: 15

1996	0012	287 RPI - STANG #2896	COM	14B	LMH	0.00		0.00	2	2	100.0	0	2
1996	0012	288 RPI - MICKLE #2936	COM	14B	LMH	14,000.00	100.0	14,000.00	6	6	100.0	0	6
1996	0012	289 RPI - CASSIDY #2886	COM	14B	LMH	8,000.00	100.0	8,000.00	2	2	100.0	0	2
1996	0012	290 RPI - HO #2842	COM	14B	LMH	9,200.00	100.0	9,200.00	3	3	100.0	0	3
1996	0012	291 RPI - GOO #2851	COM	14B	LMH	8,250.00	100.0	8,250.00	3	3	100.0	0	3
1996	0012	292 SUP - COVENANT FOUNDATION #2392	COM	14B	LMH	0.00		0.00	4	3	75.0	0	4
1996	0012	293 RPI - MICKLE #2781	COM	14B	LMH	32,600.00	100.0	32,600.00	5	4	80.0	0	5
1996	0012	295 RPI - POINDEXTER	COM	14B	LMH	0.00		0.00	2	2	100.0	0	2
1996	0012	296 RPI - HILBERT #2767	COM	14B	LMH	0.00		0.00	3	2	66.7	0	3
1996	0012	328 RPI - OLSEN - #2924	COM	14B	LMH	18,000.00	100.0	18,000.00	2	2	100.0	0	2
1996	0012	331 RPI - MITCHELL #2919	COM	14B	LMH	22,997.00	100.0	22,997.00	2	2	100.0	0	2
1996	0012	334 RPI - HILKERT - #3009	COM	14B	LMH	15,500.00	100.0	15,500.00	2	2	100.0	0	2
1996	0012	339 RPI -RATLIFF - #2998	COM	14B	LMH	11,287.81	100.0	11,287.81	2	2	100.0	0	2
1996	0012	342 RPI - FALZON #3088	COM	14B	LMH	8,400.00	100.0	8,400.00	3	3	100.0	0	3
1996	0012	377 RPI - JOHNSON - #2786	COM	14B	LMH	0.00		0.00	2	2	100.0	0	2
1996	0014	265 CONTRACT SVCS.-MISC SUN TRUST FEE	COM	14A	LMH	12,653.85	0.0	12,653.85	0	0	0.0	0	0
1996	0014	266 ILP - VAZQUEZ - #2967	COM	14A	LMH	2,722.50	100.0	2,722.50	1	1	100.0	0	1
1996	0014	267 LIL - YELVERTON - #2763	COM	14A	LMH	0.00		0.00	1	1	100.0	0	1
1996	0014	268 RPI - SORELLE - #2839	COM	14A	LMH	0.00		0.00	1	1	100.0	0	1
1996	0014	269 RPI - HILKERT - #2992	COM	14A	LMH	9,000.00	100.0	9,000.00	1	1	100.0	0	1
1996	0014	270 LIL - EPP - #2759	COM	14A	LMH	0.00		0.00	1	1	100.0	0	1
1996	0014	271 LIL - ROSKI - #2889	COM	14A	LMH	19,651.45	100.0	19,651.45	1	1	100.0	0	1
1996	0014	272 LIL - EVANS - #2722	COM	14A	LMH	0.00		0.00	1	1	100.0	0	1
1996	0014	273 LIL - DAVIS - #2731	COM	14A	LMH	0.00		0.00	1	1	100.0	0	1
1996	0014	274 ILP - AVERILL - #2961	COM	14A	LMH	2,750.00	100.0	2,750.00	1	1	100.0	0	1
1996	0014	275 ILP - BAYLOR - #2963	COM	14A	LMH	2,675.00	100.0	2,675.00	1	1	100.0	0	1
1996	0014	276 RPI - CAREW - #2795	COM	14A	LMH	0.00		0.00	1	1	100.0	0	1
1996	0014	277 LIL - GREEN - #1537	COM	14A	LMH	8.45	100.0	8.45	1	1	100.0	0	1
1996	0014	278 RPI - CAREW - #2794	COM	14A	LMH	0.00		0.00	1	1	100.0	0	1

U.S. Department of Housing and Urban Development
Office of Community Planning and Development
Integrated Disbursement and Information System
CDBG Housing Activities
PINELLAS COUNTY, FL

1996	0014	279 LIL - WALKER - #2788	COM	14A	LMH	0.00		0.00	1	1	100.0	0	1
1996	0014	280 RPI - VALLONE - #2814	COM	14A	LMH	0.00		0.00	1	1	100.0	0	1
1996	0014	281 LIL - ZVOSECHZ - #2897	COM	14A	LMH	0.00		0.00	1	1	100.0	0	1
1996	0014	297 PORTFOLIO MANAGEMENT	COM	14A	LMH	0.00	0.0	0.00	0	0	0.0	0	0
1996	0014	322 LIL - LODGE - #4077	COM	14A	LMH	19,410.00	100.0	19,410.00	1	1	100.0	0	1
1996	0014	323 ILP - COVENANT FOUND. - #2778	COM	14A	LMH	0.00		0.00	6	6	100.0	0	6
1996	0014	327 RPI - CAREW - #2778	COM	14A	LMH	3,000.00	100.0	3,000.00	1	1	100.0	0	1
1996	0014	333 RPI - HEABERLIN - #3033	COM	14A	LMH	9,000.00	100.0	9,000.00	1	1	100.0	0	1
1996	0014	336 ILP - FUCHS - #2991	COM	14A	LMH	2,750.00	100.0	2,750.00	1	1	100.0	0	1
1996	0014	337 ILP - RYAN - #3046	COM	14A	LMH	2,475.00	100.0	2,475.00	1	1	100.0	0	1
1996	0014	338 ILP - WONG - #3055	COM	14A	LMH	2,711.50	100.0	2,711.50	1	1	100.0	0	1
1996	0014	343 RPI - SWANSON - #3041	COM	14A	LMH	7,700.00	100.0	7,700.00	1	1	100.0	0	1
1996	0014	397 ILP - BRYANT #4047	COM	14A	LMH	776.45	100.0	776.45	1	1	100.0	0	1
1996	0014	403 ILP - WELLS - #4069	COM	14A	LMH	1,049.35	100.0	1,049.35	1	1	100.0	0	1
1996	0014	414 ILP - RYBACK - #4076	COM	14A	LMH	2,736.80	100.0	2,736.80	1	1	100.0	0	1
1996	0014	422 ILP - CAPLINGER - #4089	COM	14A	LMH	2,750.00	100.0	2,750.00	1	1	100.0	0	1
1996	0014	434 ILP - BLACK - #4124	COM	14A	LMH	2,750.00	100.0	2,750.00	1	1	100.0	0	1
1996	0014	436 ILP - BUCKLEY - #4143	COM	14A	LMH	1,613.70	100.0	1,613.70	1	1	100.0	0	1
1996	0014	456 ILP - O'BRIEN - #4156	COM	14A	LMH	2,750.00	100.0	2,750.00	1	1	100.0	0	1
1996	0014	462 ILP - STANGE - #4188	COM	14A	LMH	2,502.50	100.0	2,502.50	1	1	100.0	0	1
1996	0014	466 ILP - PASCO - #4195	COM	14A	LMH	2,750.00	100.0	2,750.00	1	1	100.0	0	1
1996	0014	468 LIL - CUSTEAD - #4154	COM	14A	LMH	4,365.15	100.0	4,365.15	1	1	100.0	0	1
1996	0014	488 ILP - SCALZO - #4275	COM	14A	LMH	722.64	100.0	722.64	1	1	100.0	0	1
1996	0014	489 LIL - CHEFAN - #4268	COM	14A	LMH	2,750.00	100.0	2,750.00	1	1	100.0	0	1
1996	0014	490 ILP - BEER - #4256	COM	14A	LMH	722.64	100.0	722.64	1	1	100.0	0	1
1996	0014	491 LIL - ZIMDARS - #4101	COM	14A	LMH	9,299.05	100.0	9,299.05	1	1	100.0	0	1
1996	0014	495 LIL - CLAUSE - #4276	COM	14A	LMH	2,750.00	100.0	2,750.00	1	1	100.0	0	1
1996	0017	356 TBCDC - HOMEOWNERSHIP OPPORTUNITY	COM	14G	LMH	105,778.49	100.0	105,778.49	5	5	100.0	0	5
1996	0018	194 HATS AIR CONDITIONING	COM	14C	LMH	160,000.00	100.0	160,000.00	65	65	100.0	0	65

U.S. Department of Housing and Urban Development
Office of Community Planning and Development
Integrated Disbursement and Information System
CDBG Housing Activities
PINELLAS COUNTY, FL

1996	TOTALS: BUDGETED/UNDERWAY	0.00	0.0	0.00	0	0	0.0	0	0
	COMPLETED	1,195,590.93	52.9	632,893.43	194	191	98.4	0	194
<hr/>									
		1,195,590.93	52.9	632,893.43	194	191	98.4	0	194

PGM YEAR	PROJ ID	IDIS ACT ID	ACTIVITY NAME	STATUS	MTX CD	NTL OBJ	Total		CDBG DRAWN AMOUNT	OCCUPIED TOTAL	UNITS L/M	% L/M	CUMULATIVE	
							EST. AMT	% CDBG					OCCUPIED OWNER	UNITS RENTER
1995	0020	228	SINGLE FAMILY RESIDENTIAL REHABILITATION	COM	14A	LMH	0.00		0.00	26	26	100.0	0	26
1995	0021	181	SINGLE FAMILY REHABILITATION	COM	14A	SBA	0.00	0.0	0.00	0	0	0.0	0	0
1995	0022	229	RPI - HERBERT #2469	COM	14B	LMH	0.00		0.00	4	4	100.0	0	4
1995	0022	230	RPI - FORD #2488	COM	14B	LMH	0.00		0.00	2	2	100.0	0	2
1995	0022	232	RPI - DUFEK #2546	COM	14B	LMH	0.00		0.00	2	2	100.0	0	2
1995	0022	233	RPI - JOHNSON #2707	COM	14B	LMH	0.00		0.00	2	2	100.0	0	2
1995	0022	234	RPI - BLEVINS #2741	COM	14B	LMH	0.00		0.00	2	2	100.0	0	2
1995	0022	235	RPI - HILBERT #2704	COM	14B	LMH	0.00		0.00	2	2	100.0	0	2
1995	0022	236	RPI - HEBERT #2661	COM	14B	LMH	0.00		0.00	3	3	100.0	0	3
1995	TOTALS: BUDGETED/UNDERWAY						0.00	0.0	0.00	0	0	0.0	0	0
	COMPLETED						0.00	0.0	0.00	43	43	100.0	0	43
<hr/>							0.00	0.0	0.00	43	43	100.0	0	43

PGM YEAR	PROJ ID	IDIS ACT ID	ACTIVITY NAME	STATUS	MTX CD	NTL OBJ	Total		CDBG DRAWN AMOUNT	OCCUPIED TOTAL	UNITS L/M	% L/M	CUMULATIVE	
							EST. AMT	% CDBG					OCCUPIED OWNER	UNITS RENTER
1994	0002	110	Unknown	COM	14B	LMH	0.00		0.00	12	0	0.0	0	12
1994	0002	113	Unknown	COM	14B	LMH	0.00		0.00	2	0	0.0	0	2
1994	0002	114	Unknown	COM	14A	LMH	0.00		0.00	1	1	100.0	0	1
1994	0002	117	Unknown	COM	14B	LMH	0.00		0.00	2	2	100.0	0	2
1994	0002	118	Unknown	COM	14B	LMH	0.00		0.00	4	0	0.0	0	4

U.S. Department of Housing and Urban Development
Office of Community Planning and Development
Integrated Disbursement and Information System
CDBG Housing Activities
PINELLAS COUNTY, FL

1994	0002	119 COVENANT FOUNDATION SUPPORTIVE HOUSING	COM	14B	LMH	0.00		0.00	4	4	100.0	0	4
1994	0002	120 BRIDGEWORK COUNSELING CTR SUPPORTIVE HSG	COM	14B	LMH	0.00		0.00	6	6	100.0	0	6
1994	0002	122 Unknown	COM	14A	LMH	0.00	0.0	0.00	0	0	0.0	0	0
1994	0002	125 Unknown	COM	14A	LMH	0.00	0.0	0.00	0	0	0.0	0	0
1994	0002	126 Unknown	COM	14A	SBA	0.00	0.0	0.00	0	0	0.0	0	0
1994	0002	127 Unknown	COM	14A			0.0	0.00	0	0	0.0	0	0
1994	0002	132 Unknown	COM	14B	LMH	0.00		0.00	27	27	100.0	0	27
1994	0002	135 Unknown	COM	14A	LMH	0.00		0.00	1	1	100.0	0	1
1994	0002	139 TBCDC HOMEOWNERSHIP OPPORTUNITY	COM	14A	LMH	0.00		0.00	7	7	100.0	0	7
1994	0002	162 Unknown	COM	14B	LMH	0.00		0.00	7	7	100.0	0	7
1994	0002	163 RPI PROGRAM -- R.A. WILHELM	COM	14B	LMH	0.00		0.00	3	2	66.7	0	3
1994	0002	164 RPI PROGRAM - ROSENKRANZ	COM	14B	LMH	0.00		0.00	8	8	100.0	0	8
1994	0002	165 SUP HSG PROGRAM - LUTHERAN RESIDENCES	COM	14B	LMH	0.00		0.00	180	180	100.0	0	180
1994	0002	166 Unknown	COM	14B	LMH	0.00	0.0	0.00	0	0	0.0	0	0
1994	0002	167 SUPPORTIVE HSG - ALMONY-SARITELLI	COM	14B	LMH	0.00		0.00	4	4	100.0	0	4
1994	0002	168 SUPPORTIVE HOUSING - GEORGE #2734	COM	14B	LMC	0.00		0.00	5	5	100.0	0	5
1994 TOTALS: BUDGETED/UNDERWAY						0.00	0.0	0.00	0	0	0.0	0	0
COMPLETED						0.00	0.0	0.00	273	254	93.0	0	273
						0.00	0.0	0.00	273	254	93.0	0	273



U.S. Department of Housing and Urban Development
Office of Community Planning and Development
Integrated Disbursement and Information System
Status of HOME Activities - Entitlement
PINELLAS COUNTY CONSORTIUM, FL

DATE: 12-28-15
TIME: 17:15
PAGE: 1

IDIS - PR22

Tenure Type	Activity Type	IDIS Activity	Activity Address	Activity Status	Status Date	Total Units	Home Units	Initial Funding Date	Committed Amount	Drawn Amount	PCT
Rental	NEW CONSTRUCTION	2388	4021 45th St N , St Petersburg FL, 33714	Completed	07/22/15	68	5	10/25/12	\$708,242.41	\$708,242.41	100.00%
Rental	NEW CONSTRUCTION	2464	5726 126th Ave N , Clearwater FL, 33760	Open	08/05/15	6	6	09/11/14	\$205,000.00	\$106,850.86	52.12%
Rental	NEW CONSTRUCTION	2472	Duval Park Circle East of 44th Way , Largo FL, 33714	Open	08/05/15	88	88	09/29/14	\$810,000.00	\$466,414.05	57.58%
Rental	NEW CONSTRUCTION	2491	601 16th Ave SE , Largo FL, 33771	Open	08/05/15	6	6	03/27/15	\$959,000.00	\$954,915.42	99.57%
Rental	NEW CONSTRUCTION	2512	6740 Park Blvd N , Pinellas Park FL, 33781	Open	11/10/15	3	3	09/22/15	\$500,000.00	\$0.00	0.00%
Rental	REHABILITATION	2465	6835 54th Ave N , St Petersburg FL, 33709	Completed	07/21/15	184	4	09/12/14	\$303,040.64	\$303,040.64	100.00%
Rental	REHABILITATION	2517	200 E Lemon St , Tarpon Springs FL, 34689	Open	11/12/15	0	0	11/12/15	\$500,000.00	\$0.00	0.00%
Rental	ACQUISITION AND NEW CONSTRUCTION	2382	2503 50th Ave N , St Petersburg FL, 33714	Completed	02/26/15	26	12	07/25/12	\$1,546,115.75	\$1,546,115.75	100.00%
Rental	ACQUISITION AND NEW CONSTRUCTION	2436	6040 31st St N , St Petersburg FL, 33714	Completed	11/12/15	26	11	07/11/13	\$1,430,685.90	\$1,430,685.90	100.00%
Homebuyer	ACQUISITION ONLY	1990	5970 21st St N , St Petersburg FL, 33714	Open	08/05/15	1	1	09/21/06	\$62,320.89	\$60,448.86	97.00%
Homebuyer	ACQUISITION ONLY	2479	3339 21st PI SW , Largo FL, 33774	Open	07/30/15	1	1	02/24/15	\$26,205.00	\$26,000.00	99.22%
Homebuyer	ACQUISITION ONLY	2505	1810 Betty Ln , Largo FL, 33770	Completed	08/25/15	1	1	07/31/15	\$24,250.00	\$24,250.00	100.00%
Homebuyer	ACQUISITION ONLY	2508	1023 Madison St , Largo FL, 33770	Open	09/22/15	1	1	09/22/15	\$26,000.00	\$0.00	0.00%
Homebuyer	ACQUISITION ONLY	2509	3857 El Camino Ct , Largo FL, 33771	Open	09/22/15	1	1	09/22/15	\$7,825.00	\$0.00	0.00%
Homebuyer	ACQUISITION ONLY	2510	3970 La Costa Ln , Largo FL, 33771	Open	09/22/15	1	1	09/22/15	\$26,000.00	\$0.00	0.00%
Homebuyer	ACQUISITION ONLY	2511	13537 Croft Dr N , Largo FL, 33774	Open	09/22/15	1	1	09/22/15	\$26,000.00	\$0.00	0.00%
Homebuyer	ACQUISITION AND NEW CONSTRUCTION	2106	1884 N Betty Ln , Clearwater FL, 33755	Completed	02/26/15	9	9	09/30/08	\$1,427,085.53	\$1,427,085.53	100.00%
Homeowner Rehab	REHABILITATION	2463	506 6th Ave NW , Largo FL, 33770	Completed	02/25/15	1	1	08/27/14	\$136,965.13	\$136,965.13	100.00%
Homeowner Rehab	REHABILITATION	2507	1017 14th Ave NW , Largo FL, 33770	Open	09/16/15	1	1	09/16/15	\$155,760.66	\$0.00	0.00%
Homeowner Rehab	REHABILITATION	2513	12296 104th St , Largo FL, 33773	Open	09/23/15	0	0	09/23/15	\$26,335.57	\$0.00	0.00%
Homeowner Rehab	REHABILITATION	2515	2221 Gladys St , Largo FL, 33774	Open	09/24/15	0	0	09/24/15	\$27,020.60	\$0.00	0.00%



U.S. Department of Housing and Urban Development
Office of Community Planning and Development
Integrated Disbursement and Information System
CDBG Summary of Accomplishments
Program Year: 2014

DATE: 12-28-15
TIME: 17:16
PAGE: 1

PINELLAS COUNTY

Count of CDBG Activities with Disbursements by Activity Group & Matrix Code

Activity Group	Activity Category	Open Count	Open Activities Disbursed	Completed Count	Completed Activities Disbursed	Program Year Count	Total Activities Disbursed
Acquisition	Acquisition of Real Property (01)	0	\$0.00	1	\$372,201.28	1	\$372,201.28
	Clearance and Demolition (04)	0	\$0.00	1	\$6,270.01	1	\$6,270.01
	Total Acquisition	0	\$0.00	2	\$378,471.29	2	\$378,471.29
Housing	Rehab; Multi-Unit Residential (14B)	1	\$4,702.57	0	\$0.00	1	\$4,702.57
	Acquisition for Rehabilitation (14G)	0	\$0.00	1	\$21,695.17	1	\$21,695.17
	Code Enforcement (15)	0	\$0.00	1	\$54,447.63	1	\$54,447.63
	Total Housing	1	\$4,702.57	2	\$76,142.80	3	\$80,845.37
Public Facilities and Improvements	Public Facilities and Improvement (General) (03)	1	\$11,127.18	5	\$163,274.95	6	\$174,402.13
	Homeless Facilities (not operating costs) (03C)	2	\$0.00	1	\$116,961.08	3	\$116,961.08
	Youth Centers (03D)	0	\$0.00	1	\$323,745.00	1	\$323,745.00
	Neighborhood Facilities (03E)	1	\$74,689.00	3	\$168,920.24	4	\$243,609.24
	Parks, Recreational Facilities (03F)	1	\$899.98	0	\$0.00	1	\$899.98
	Street Improvements (03K)	0	\$0.00	2	\$387,500.00	2	\$387,500.00
	Sidewalks (03L)	0	\$0.00	1	\$273.00	1	\$273.00
	Health Facilities (03P)	0	\$0.00	1	\$52,000.00	1	\$52,000.00
	Total Public Facilities and Improvements	5	\$86,716.16	14	\$1,212,674.27	19	\$1,299,390.43
Public Services	Operating Costs of Homeless/AIDS Patients Programs (03T)	0	\$0.00	1	\$40,000.00	1	\$40,000.00
	Public Services (General) (05)	0	\$0.00	3	\$273,584.00	3	\$273,584.00
	Senior Services (05A)	0	\$0.00	1	\$30,000.00	1	\$30,000.00
	Neighborhood Cleanups (05V)	0	\$0.00	1	\$14,479.77	1	\$14,479.77
	Total Public Services	0	\$0.00	6	\$358,063.77	6	\$358,063.77
General Administration and Planning	Planning (20)	1	\$0.00	0	\$0.00	1	\$0.00
	General Program Administration (21A)	0	\$0.00	1	\$605,085.22	1	\$605,085.22
	Total General Administration and Planning	1	\$0.00	1	\$605,085.22	2	\$605,085.22
Grand Total		7	\$91,418.73	25	\$2,630,437.35	32	\$2,721,856.08



U.S. Department of Housing and Urban Development
Office of Community Planning and Development
Integrated Disbursement and Information System
CDBG Summary of Accomplishments
Program Year: 2014

DATE: 12-28-15
TIME: 17:16
PAGE: 2

PINELLAS COUNTY

CDBG Sum of Actual Accomplishments by Activity Group and Accomplishment Type

Activity Group	Matrix Code	Accomplishment Type	Open Count	Completed Count	Program Year Totals
Acquisition	Acquisition of Real Property (01)	Persons	0	8,280	8,280
	Clearance and Demolition (04)	Housing Units	0	1	1
	Total Acquisition		0	8,281	8,281
Housing	Rehab; Multi-Unit Residential (14B)	Housing Units	0	0	0
	Acquisition for Rehabilitation (14G)	Housing Units	0	1	1
	Code Enforcement (15)	Persons	0	8,280	8,280
	Total Housing		0	8,281	8,281
Public Facilities and Improvements	Public Facilities and Improvement (General) (03)	Persons	1,035	8,042	9,077
	Homeless Facilities (not operating costs) (03C)	Public Facilities	0	544	544
	Youth Centers (03D)	Public Facilities	0	318	318
	Neighborhood Facilities (03E)	Public Facilities	0	11,325	11,325
	Parks, Recreational Facilities (03F)	Public Facilities	0	0	0
	Street Improvements (03K)	Persons	0	7,951	7,951
	Sidewalks (03L)	Persons	0	15,448	15,448
	Health Facilities (03P)	Public Facilities	0	3,068	3,068
	Total Public Facilities and Improvements		1,035	46,696	47,731
Public Services	Operating Costs of Homeless/AIDS Patients Programs (03T)	Persons	0	1,319	1,319
	Public Services (General) (05)	Persons	0	13,834	13,834
	Senior Services (05A)	Persons	0	93	93
	Neighborhood Cleanups (05V)	Persons	0	4,935	4,935
	Total Public Services		0	20,181	20,181
Grand Total			1,035	83,439	84,474



U.S. Department of Housing and Urban Development
Office of Community Planning and Development
Integrated Disbursement and Information System
CDBG Summary of Accomplishments
Program Year: 2014

DATE: 12-28-15
TIME: 17:16
PAGE: 3

PINELLAS COUNTY

CDBG Beneficiaries by Racial / Ethnic Category

Housing-Non Housing	Race	Total Persons		Total Hispanic Persons Total Households		Total Hispanic Households
Housing	White	0	0	1	0	0
	Total Housing	0	0	1	0	0
Non Housing	White	6,330	463	0	0	0
	Black/African American	1,971	22	0	0	0
	Asian	82	2	0	0	0
	American Indian/Alaskan Native	35	6	0	0	0
	Native Hawaiian/Other Pacific Islander	2	0	0	0	0
	American Indian/Alaskan Native & White	35	2	0	0	0
	Asian & White	3	0	0	0	0
	Black/African American & White	19	0	0	0	0
	Amer. Indian/Alaskan Native & Black/African Amer.	21	0	0	0	0
	Other multi-racial	1,315	43	0	0	0
	Total Non Housing	9,813	538	0	0	0
Grand Total	White	6,330	463	1	0	0
	Black/African American	1,971	22	0	0	0
	Asian	82	2	0	0	0
	American Indian/Alaskan Native	35	6	0	0	0
	Native Hawaiian/Other Pacific Islander	2	0	0	0	0
	American Indian/Alaskan Native & White	35	2	0	0	0
	Asian & White	3	0	0	0	0
	Black/African American & White	19	0	0	0	0
	Amer. Indian/Alaskan Native & Black/African Amer.	21	0	0	0	0
	Other multi-racial	1,315	43	0	0	0
	Total Grand Total	9,813	538	1	0	0



U.S. Department of Housing and Urban Development
Office of Community Planning and Development
Integrated Disbursement and Information System
CDBG Summary of Accomplishments
Program Year: 2014

DATE: 12-28-15
TIME: 17:16
PAGE: 4

PINELLAS COUNTY

CDBG Beneficiaries by Income Category

	Income Levels	Owner Occupied	Renter Occupied	Persons
Housing	Extremely Low ($\leq 30\%$)	0	0	0
	Low ($>30\%$ and $\leq 50\%$)	0	0	0
	Mod ($>50\%$ and $\leq 80\%$)	1	0	0
	Total Low-Mod	1	0	0
	Non Low-Mod ($>80\%$)	0	0	0
	Total Beneficiaries	1	0	0
Non Housing	Extremely Low ($\leq 30\%$)	0	0	6,526
	Low ($>30\%$ and $\leq 50\%$)	0	0	1,283
	Mod ($>50\%$ and $\leq 80\%$)	0	0	1,530
	Total Low-Mod	0	0	9,339
	Non Low-Mod ($>80\%$)	0	0	474
	Total Beneficiaries	0	0	9,813



U.S. Department of Housing and Urban Development
Office of Community Planning and Development
Integrated Disbursement and Information System
HOME Summary of Accomplishments
Program Year: 2014

DATE: 12-28-15
TIME: 17:16
PAGE: 1

PINELLAS COUNTY CONSORTIUM
Home Disbursements and Unit Completions

Activity Type	Disbursed Amount	Units Completed	Units Occupied
Rentals	\$1,171,781.54	80	59
First Time Homebuyers	\$24,432.88	10	10
Existing Homeowners	\$136,965.13	1	1
Total, Rentals and TBRA	\$1,171,781.54	80	59
Total, Homebuyers and Homeowners	\$161,398.01	11	11
Grand Total	\$1,333,179.55	91	70

Home Unit Completions by Percent of Area Median Income

Activity Type						Units Completed	
	0% - 30%	31% - 50%	51% - 60%	61% - 80%	Total 0% - 60%	Total 0% - 80%	
Rentals	21	29	8	1	58	59	
First Time Homebuyers	0	2	0	8	2	10	
Existing Homeowners	0	1	0	0	1	1	
Total, Rentals and TBRA	21	29	8	1	58	59	
Total, Homebuyers and Homeowners	0	3	0	8	3	11	
Grand Total	21	32	8	9	61	70	

Home Unit Reported As Vacant

Activity Type	Reported as Vacant
Rentals	21
First Time Homebuyers	0
Existing Homeowners	0
Total, Rentals and TBRA	21
Total, Homebuyers and Homeowners	0
Grand Total	21



U.S. Department of Housing and Urban Development
Office of Community Planning and Development
Integrated Disbursement and Information System
HOME Summary of Accomplishments
Program Year: 2014

DATE: 12-28-15
TIME: 17:16
PAGE: 2

PINELLAS COUNTY CONSORTIUM

Home Unit Completions by Racial / Ethnic Category

	Rentals		First Time Homebuyers		Existing Homeowners	
	Units Completed	Units Completed - Hispanics	Units Completed	Units Completed - Hispanics	Units Completed	Units Completed - Hispanics
White	31	5	6	0	1	0
Black/African American	24	0	4	0	0	0
Asian	1	0	0	0	0	0
Black/African American & White	1	0	0	0	0	0
Other multi-racial	2	0	0	0	0	0
Total	59	5	10	0	1	0

	Total, Rentals and TBRA		Total, Homebuyers and Homeowners		Grand Total	
	Units Completed	Units Completed - Hispanics	Units Completed	Units Completed - Hispanics	Units Completed	Units Completed - Hispanics
White	31	5	7	0	38	5
Black/African American	24	0	4	0	28	0
Asian	1	0	0	0	1	0
Black/African American & White	1	0	0	0	1	0
Other multi-racial	2	0	0	0	2	0
Total	59	5	11	0	70	5



U.S. Department of Housing and Urban Development
Office of Community Planning and Development
Integrated Disbursement and Information System
PR 25 - Status of CHDO Funds by Fiscal Year Report
PINELLAS COUNTY CONSORTIUM, FL

DATE: 12-28-15
TIME: 17:17
PAGE: 1

Funds Subgranted To CHDOS

Fiscal Year	CHDO Name	Fund Type	Amount Reserved	Amount Committed	Balance to Commit	% Committed Reserved	Amount Disbursed	% Disbursed Committed
2014	CONTEMPORARY HOUSING ALTERNATIVES	CR	\$159,959.10	\$159,959.10	\$0.00	100.0%	\$159,959.10	100.0%
	Fund Type Total for 2014	CR	\$159,959.10	\$159,959.10	\$0.00	100.0%	\$159,959.10	100.0%

Funds Not Subgranted To CHDOS

Fiscal Year	Fund Type	Balance to Reserve
2014	CHDO RESERVE	\$987.15
Total For 2014 Funds (CR+CC+CL)		\$160,946.25
Total For 2014 Funds (CO)		\$0.00

Funds Subgranted To CHDOS

Fiscal Year	CHDO Name	Fund Type	Amount Reserved	Amount Committed	Balance to Commit	% Committed Reserved	Amount Disbursed	% Disbursed Committed
2013	CONTEMPORARY HOUSING ALTERNATIVES	CR	\$594,892.04	\$594,892.04	\$0.00	100.0%	\$594,892.04	100.0%
	Fund Type Total for 2013	CR	\$594,892.04	\$594,892.04	\$0.00	100.0%	\$594,892.04	100.0%
Total For 2013 Funds (CR+CC+CL)			\$594,892.04					
Total For 2013 Funds (CO)			\$0.00					

Funds Subgranted To CHDOS

Fiscal Year	CHDO Name	Fund Type	Amount Reserved	Amount Committed	Balance to Commit	% Committed Reserved	Amount Disbursed	% Disbursed Committed
2011	CONTEMPORARY HOUSING ALTERNATIVES	CR	\$236,665.95	\$236,665.95	\$0.00	100.0%	\$236,665.95	100.0%
	Fund Type Total for 2011	CR	\$236,665.95	\$236,665.95	\$0.00	100.0%	\$236,665.95	100.0%
Total For 2011 Funds (CR+CC+CL)			\$236,665.95					
Total For 2011 Funds (CO)			\$0.00					



U.S. Department of Housing and Urban Development
Office of Community Planning and Development
Integrated Disbursement and Information System
PR 25 - Status of CHDO Funds by Fiscal Year Report
PINELLAS COUNTY CONSORTIUM, FL

DATE: 12-28-15
TIME: 17:17
PAGE: 2

Funds Subgranted To CHDOS

Fiscal Year	CHDO Name	Fund Type	Amount Reserved	Amount Committed	Balance to Commit	% Committed Reserved	Amount Disbursed	% Disbursed Committed
2010	CONTEMPORARY HOUSING ALTERNATIVES	CR	\$267,355.05	\$267,355.05	\$0.00	100.0%	\$267,355.05	100.0%
	Fund Type Total for 2010	CR	\$267,355.05	\$267,355.05	\$0.00	100.0%	\$267,355.05	100.0%
Total For 2010 Funds (CR+CC+CL)			\$267,355.05					
Total For 2010 Funds (CO)			\$0.00					

Funds Subgranted To CHDOS

Fiscal Year	CHDO Name	Fund Type	Amount Reserved	Amount Committed	Balance to Commit	% Committed Reserved	Amount Disbursed	% Disbursed Committed
2009	CONTEMPORARY HOUSING ALTERNATIVES	CR	\$277,801.65	\$277,801.65	\$0.00	100.0%	\$277,801.65	100.0%
	Fund Type Total for 2009	CR	\$277,801.65	\$277,801.65	\$0.00	100.0%	\$277,801.65	100.0%
Total For 2009 Funds (CR+CC+CL)			\$277,801.65					
Total For 2009 Funds (CO)			\$0.00					

Funds Subgranted To CHDOS

Fiscal Year	CHDO Name	Fund Type	Amount Reserved	Amount Committed	Balance to Commit	% Committed Reserved	Amount Disbursed	% Disbursed Committed
2008	CONTEMPORARY HOUSING ALTERNATIVES	CR	\$245,397.15	\$245,397.15	\$0.00	100.0%	\$245,397.15	100.0%
	Fund Type Total for 2008	CR	\$245,397.15	\$245,397.15	\$0.00	100.0%	\$245,397.15	100.0%
Total For 2008 Funds (CR+CC+CL)			\$245,397.15					
Total For 2008 Funds (CO)			\$0.00					

Funds Subgranted To CHDOS

Fiscal Year	CHDO Name	Fund Type	Amount Reserved	Amount Committed	Balance to Commit	% Committed Reserved	Amount Disbursed	% Disbursed Committed
2007	CONTEMPORARY HOUSING ALTERNATIVES	CR	\$1,467,980.81	\$1,467,980.81	\$0.00	100.0%	\$1,467,980.81	100.0%
	Fund Type Total for 2007	CR	\$1,467,980.81	\$1,467,980.81	\$0.00	100.0%	\$1,467,980.81	100.0%
Total For 2007 Funds (CR+CC+CL)			\$1,467,980.81					
Total For 2007 Funds (CO)			\$0.00					



U.S. Department of Housing and Urban Development
Office of Community Planning and Development
Integrated Disbursement and Information System
PR 25 - Status of CHDO Funds by Fiscal Year Report
PINELLAS COUNTY CONSORTIUM, FL

DATE: 12-28-15
TIME: 17:17
PAGE: 3

Funds Subgranted To CHDOS

Fiscal Year	CHDO Name	Fund Type	Amount Reserved	Amount Committed	Balance to Commit	% Committed Reserved	Amount Disbursed	% Disbursed Committed
2006	CONTEMPORARY HOUSING ALTERNATIVES	CR	\$256,683.90	\$256,683.90	\$0.00	100.0%	\$256,683.90	100.0%
	Fund Type Total for 2006	CR	\$256,683.90	\$256,683.90	\$0.00	100.0%	\$256,683.90	100.0%
Total For 2006 Funds (CR+CC+CL)			\$256,683.90					
Total For 2006 Funds (CO)			\$0.00					

Funds Subgranted To CHDOS

Fiscal Year	CHDO Name	Fund Type	Amount Reserved	Amount Committed	Balance to Commit	% Committed Reserved	Amount Disbursed	% Disbursed Committed
2005	CONTEMPORARY HOUSING ALTERNATIVES	CR	\$318,061.23	\$318,061.23	\$0.00	100.0%	\$318,061.23	100.0%
	Fund Type Total for 2005	CR	\$318,061.23	\$318,061.23	\$0.00	100.0%	\$318,061.23	100.0%
Total For 2005 Funds (CR+CC+CL)			\$318,061.23					
Total For 2005 Funds (CO)			\$0.00					

Funds Subgranted To CHDOS

Fiscal Year	CHDO Name	Fund Type	Amount Reserved	Amount Committed	Balance to Commit	% Committed Reserved	Amount Disbursed	% Disbursed Committed
2004	CONTEMPORARY HOUSING ALTERNATIVES	CR	\$589,919.43	\$589,919.43	\$0.00	100.0%	\$589,919.43	100.0%
	Fund Type Total for 2004	CR	\$589,919.43	\$589,919.43	\$0.00	100.0%	\$589,919.43	100.0%
Total For 2004 Funds (CR+CC+CL)			\$589,919.43					
Total For 2004 Funds (CO)			\$0.00					

Funds Subgranted To CHDOS

Fiscal Year	CHDO Name	Fund Type	Amount Reserved	Amount Committed	Balance to Commit	% Committed Reserved	Amount Disbursed	% Disbursed Committed
2003	CONTEMPORARY HOUSING ALTERNATIVES	CR	\$279,384.30	\$279,384.30	\$0.00	100.0%	\$279,384.30	100.0%
	Fund Type Total for 2003	CR	\$279,384.30	\$279,384.30	\$0.00	100.0%	\$279,384.30	100.0%
Total For 2003 Funds (CR+CC+CL)			\$279,384.30					
Total For 2003 Funds (CO)			\$0.00					



U.S. Department of Housing and Urban Development
Office of Community Planning and Development
Integrated Disbursement and Information System
PR 25 - Status of CHDO Funds by Fiscal Year Report
PINELLAS COUNTY CONSORTIUM, FL

DATE: 12-28-15
TIME: 17:17
PAGE: 4

Funds Subgranted To CHDOS

Fiscal Year	CHDO Name	Fund Type	Amount Reserved	Amount Committed	Balance to Commit	% Committed Reserved	Amount Disbursed	% Disbursed Committed
2002	CONTEMPORARY HOUSING ALTERNATIVES	CR	\$1,201,000.00	\$1,201,000.00	\$0.00	100.0%	\$1,201,000.00	100.0%
	Fund Type Total for 2002	CR	\$1,201,000.00	\$1,201,000.00	\$0.00	100.0%	\$1,201,000.00	100.0%
Total For 2002 Funds (CR+CC+CL)			\$1,201,000.00					
Total For 2002 Funds (CO)			\$0.00					

Funds Subgranted To CHDOS

Fiscal Year	CHDO Name	Fund Type	Amount Reserved	Amount Committed	Balance to Commit	% Committed Reserved	Amount Disbursed	% Disbursed Committed
2001	CONTEMPORARY HOUSING ALTERNATIVES	CR	\$272,674.58	\$272,674.58	\$0.00	100.0%	\$272,674.58	100.0%
	Fund Type Total for 2001	CR	\$272,674.58	\$272,674.58	\$0.00	100.0%	\$272,674.58	100.0%
Total For 2001 Funds (CR+CC+CL)			\$272,674.58					
Total For 2001 Funds (CO)			\$0.00					

Funds Subgranted To CHDOS

Fiscal Year	CHDO Name	Fund Type	Amount Reserved	Amount Committed	Balance to Commit	% Committed Reserved	Amount Disbursed	% Disbursed Committed
2000	HOMES FOR INDEPENDENCE, INC.	CR	\$307,150.00	\$307,150.00	\$0.00	100.0%	\$307,150.00	100.0%
	PINELLAS AFFORDABLE LIVING, INC.	CR	\$136,540.00	\$136,540.00	\$0.00	100.0%	\$136,540.00	100.0%
	Fund Type Total for 2000	CR	\$443,690.00	\$443,690.00	\$0.00	100.0%	\$443,690.00	100.0%
Total For 2000 Funds (CR+CC+CL)			\$443,690.00					
Total For 2000 Funds (CO)			\$0.00					

Funds Subgranted To CHDOS

Fiscal Year	CHDO Name	Fund Type	Amount Reserved	Amount Committed	Balance to Commit	% Committed Reserved	Amount Disbursed	% Disbursed Committed
1999	CONTEMPORARY HOUSING ALTERNATIVES	CR	\$836,104.10	\$836,104.10	\$0.00	100.0%	\$836,104.10	100.0%
	Fund Type Total for 1999	CR	\$836,104.10	\$836,104.10	\$0.00	100.0%	\$836,104.10	100.0%
Total For 1999 Funds (CR+CC+CL)			\$836,104.10					
Total For 1999 Funds (CO)			\$0.00					



U.S. Department of Housing and Urban Development
Office of Community Planning and Development
Integrated Disbursement and Information System
PR 25 - Status of CHDO Funds by Fiscal Year Report
PINELLAS COUNTY CONSORTIUM, FL

DATE: 12-28-15
TIME: 17:17
PAGE: 5

Funds Subgranted To CHDOS

Fiscal Year	CHDO Name	Fund Type	Amount Reserved	Amount Committed	Balance to Commit	% Committed Reserved	Amount Disbursed	% Disbursed Committed
1998	CONTEMPORARY HOUSING ALTERNATIVES	CR	\$752,291.00	\$752,291.00	\$0.00	100.0%	\$752,291.00	100.0%
	Fund Type Total for 1998	CR	\$752,291.00	\$752,291.00	\$0.00	100.0%	\$752,291.00	100.0%
Total For 1998 Funds (CR+CC+CL)			\$752,291.00					
Total For 1998 Funds (CO)			\$0.00					

Funds Subgranted To CHDOS

Fiscal Year	CHDO Name	Fund Type	Amount Reserved	Amount Committed	Balance to Commit	% Committed Reserved	Amount Disbursed	% Disbursed Committed
1997	CONTEMPORARY HOUSING ALTERNATIVES	CR	\$189,150.00	\$189,150.00	\$0.00	100.0%	\$189,150.00	100.0%
	Fund Type Total for 1997	CR	\$189,150.00	\$189,150.00	\$0.00	100.0%	\$189,150.00	100.0%
Total For 1997 Funds (CR+CC+CL)			\$189,150.00					
Total For 1997 Funds (CO)			\$0.00					

Funds Subgranted To CHDOS

Fiscal Year	CHDO Name	Fund Type	Amount Reserved	Amount Committed	Balance to Commit	% Committed Reserved	Amount Disbursed	% Disbursed Committed
1996	CLEARWATER NEIGHBORHOOD HOUSING SERVICES, INC	CR	\$662,842.23	\$662,842.23	\$0.00	100.0%	\$662,842.23	100.0%
	CONTEMPORARY HOUSING ALTERNATIVES	CR	\$446,000.00	\$446,000.00	\$0.00	100.0%	\$446,000.00	100.0%
	Fund Type Total for 1996	CR	\$1,108,842.23	\$1,108,842.23	\$0.00	100.0%	\$1,108,842.23	100.0%
Total For 1996 Funds (CR+CC+CL)			\$1,108,842.23					
Total For 1996 Funds (CO)			\$0.00					

Funds Subgranted To CHDOS

Fiscal Year	CHDO Name	Fund Type	Amount Reserved	Amount Committed	Balance to Commit	% Committed Reserved	Amount Disbursed	% Disbursed Committed
1995	CLEARWATER NEIGHBORHOOD HOUSING SERVICES, INC	CR	\$265,000.00	\$265,000.00	\$0.00	100.0%	\$265,000.00	100.0%
	Fund Type Total for 1995	CR	\$265,000.00	\$265,000.00	\$0.00	100.0%	\$265,000.00	100.0%
Total For 1995 Funds (CR+CC+CL)			\$265,000.00					
Total For 1995 Funds (CO)			\$0.00					



U.S. Department of Housing and Urban Development
Office of Community Planning and Development
Integrated Disbursement and Information System
PR 25 - Status of CHDO Funds by Fiscal Year Report
PINELLAS COUNTY CONSORTIUM, FL

DATE: 12-28-15
TIME: 17:17
PAGE: 6

Funds Subgranted To CHDOS

Fiscal Year	CHDO Name	Fund Type	Amount Reserved	Amount Committed	Balance to Commit	% Committed Reserved	Amount Disbursed	% Disbursed Committed
1994	CLEARWATER NEIGHBORHOOD HOUSING SERVICES, INC	CR	\$244,350.00	\$244,350.00	\$0.00	100.0%	\$244,350.00	100.0%
	Fund Type Total for 1994	CR	\$244,350.00	\$244,350.00	\$0.00	100.0%	\$244,350.00	100.0%
Total For 1994 Funds (CR+CC+CL)			\$244,350.00					
Total For 1994 Funds (CO)			\$0.00					

Funds Subgranted To CHDOS

Fiscal Year	CHDO Name	Fund Type	Amount Reserved	Amount Committed	Balance to Commit	% Committed Reserved	Amount Disbursed	% Disbursed Committed
1993	CLEARWATER NEIGHBORHOOD HOUSING SERVICES, INC	CR	\$192,600.00	\$192,600.00	\$0.00	100.0%	\$192,600.00	100.0%
	Fund Type Total for 1993	CR	\$192,600.00	\$192,600.00	\$0.00	100.0%	\$192,600.00	100.0%
Total For 1993 Funds (CR+CC+CL)			\$192,600.00					
Total For 1993 Funds (CO)			\$0.00					

Funds Subgranted To CHDOS

Fiscal Year	CHDO Name	Fund Type	Amount Reserved	Amount Committed	Balance to Commit	% Committed Reserved	Amount Disbursed	% Disbursed Committed
1992	CLEARWATER NEIGHBORHOOD HOUSING SERVICES, INC	CR	\$292,950.00	\$292,950.00	\$0.00	100.0%	\$292,950.00	100.0%
	Fund Type Total for 1992	CR	\$292,950.00	\$292,950.00	\$0.00	100.0%	\$292,950.00	100.0%
Total For 1992 Funds (CR+CC+CL)			\$292,950.00					
Total For 1992 Funds (CO)			\$0.00					

Total For All Years (Subgranted to CHDOS)	\$10,492,752.52
Total For All Years (Not Subgranted to CHDOS)	\$987.15
Grand Total	\$10,493,739.67



U.S. Department of Housing and Urban Development
Office of Community Planning and Development
Integrated Disbursement and Information System
Status of HOME Grants
PINELLAS COUNTY CONSORTIUM

DATE: 12-28-15
TIME: 17:18
PAGE: 1

IDIS - PR27

Commitments from Authorized Funds

Fiscal Year	Total Authorization	Admin/CHDO OP Authorization	CR/CL/CC – Amount Committed to CHDOS	% CHDO Cmtd	SU Funds-Subgrants to Other Entities	EN Funds-PJ Committed to Activities	Total Authorized Commitments	% of Auth Cmtd
1992	\$1,953,000.00	\$0.00	\$292,950.00	15.0%	\$0.00	\$1,660,050.00	\$1,953,000.00	100.0%
1993	\$1,284,000.00	\$108,352.73	\$192,600.00	15.0%	\$332,997.44	\$650,049.83	\$1,284,000.00	100.0%
1994	\$1,629,000.00	\$23,236.48	\$244,350.00	15.0%	\$521,340.23	\$840,073.29	\$1,629,000.00	100.0%
1995	\$1,759,000.00	\$0.00	\$265,000.00	15.0%	\$0.00	\$1,494,000.00	\$1,759,000.00	100.0%
1996	\$1,768,000.00	\$0.00	\$1,108,842.23	62.7%	\$0.00	\$659,157.77	\$1,768,000.00	100.0%
1997	\$1,261,000.00	\$152,500.00	\$189,150.00	15.0%	\$0.00	\$919,350.00	\$1,261,000.00	100.0%
1998	\$1,336,000.00	\$133,600.00	\$752,291.00	56.3%	\$0.00	\$450,109.00	\$1,336,000.00	100.0%
1999	\$1,466,000.00	\$146,600.00	\$836,104.10	57.0%	\$0.00	\$483,295.90	\$1,466,000.00	100.0%
2000	\$1,541,000.00	\$188,696.62	\$443,690.00	28.7%	\$0.00	\$908,613.38	\$1,541,000.00	100.0%
2001	\$1,709,000.00	\$243,788.85	\$272,674.58	15.9%	\$0.00	\$1,192,536.57	\$1,709,000.00	100.0%
2002	\$1,702,000.00	\$228,661.26	\$1,201,000.00	70.5%	\$0.00	\$272,338.74	\$1,702,000.00	100.0%
2003	\$1,862,562.00	\$323,239.26	\$279,384.30	15.0%	\$0.00	\$1,259,938.44	\$1,862,562.00	100.0%
2004	\$2,084,691.00	\$325,518.75	\$589,919.43	28.2%	\$0.00	\$1,169,252.82	\$2,084,691.00	100.0%
2005	\$1,888,356.00	\$336,318.73	\$318,061.23	16.8%	\$0.00	\$1,233,976.04	\$1,888,356.00	100.0%
2006	\$1,748,124.00	\$327,730.57	\$256,683.90	14.6%	\$0.00	\$1,163,709.53	\$1,748,124.00	100.0%
2007	\$1,726,809.00	\$168,991.10	\$1,467,980.81	85.0%	\$0.00	\$89,837.09	\$1,726,809.00	100.0%
2008	\$1,650,889.00	\$163,598.10	\$245,397.15	14.8%	\$0.00	\$1,241,893.75	\$1,650,889.00	100.0%
2009	\$1,852,011.00	\$214,330.73	\$277,801.65	15.0%	\$0.00	\$1,359,878.62	\$1,852,011.00	100.0%
2010	\$1,782,367.00	\$242,917.21	\$267,355.05	15.0%	\$0.00	\$1,272,094.74	\$1,782,367.00	100.0%
2011	\$1,577,773.00	\$168,832.51	\$236,665.95	15.0%	\$0.00	\$1,172,274.54	\$1,577,773.00	100.0%
2012	\$1,069,063.00	\$106,906.30	\$0.00	0.0%	\$0.00	\$962,156.70	\$1,069,063.00	100.0%
2013	\$1,057,756.00	\$105,775.60	\$594,892.04	56.2%	\$0.00	\$357,088.36	\$1,057,756.00	100.0%
2014	\$1,072,975.00	\$107,297.50	\$159,959.10	14.9%	\$0.00	\$184,044.67	\$451,301.27	42.0%
Total	\$36,781,376.00	\$3,816,892.30	\$10,492,752.52	28.5%	\$854,337.67	\$20,995,719.78	\$36,159,702.27	98.3%



U.S. Department of Housing and Urban Development
Office of Community Planning and Development
Integrated Disbursement and Information System
Status of HOME Grants
PINELLAS COUNTY CONSORTIUM

DATE: 12-28-15
TIME: 17:18
PAGE: 2

IDIS - PR27

Program Income (PI)

Program Year	Total Receipts	Amount Suballocated to PA	Amount Committed to Activities	% Committed	Net Disbursed	Disbursed Pending Approval	Total Disbursed	% Disbursed
1992	\$0.00	N/A	\$0.00	0.0%	\$0.00	\$0.00	\$0.00	0.0%
1993	\$0.00	N/A	\$0.00	0.0%	\$0.00	\$0.00	\$0.00	0.0%
1994	\$0.00	N/A	\$0.00	0.0%	\$0.00	\$0.00	\$0.00	0.0%
1995	\$0.00	N/A	\$0.00	0.0%	\$0.00	\$0.00	\$0.00	0.0%
1996	\$688,764.45	N/A	\$688,764.45	100.0%	\$688,764.45	\$0.00	\$688,764.45	100.0%
1997	\$896,465.80	N/A	\$896,465.80	100.0%	\$896,465.80	\$0.00	\$896,465.80	100.0%
1998	\$457,827.49	N/A	\$457,827.49	100.0%	\$457,827.49	\$0.00	\$457,827.49	100.0%
1999	\$406,417.60	N/A	\$406,417.60	100.0%	\$406,417.60	\$0.00	\$406,417.60	100.0%
2000	\$626,651.23	N/A	\$626,651.23	100.0%	\$626,651.23	\$0.00	\$626,651.23	100.0%
2001	\$780,931.00	N/A	\$780,931.00	100.0%	\$780,931.00	\$0.00	\$780,931.00	100.0%
2002	\$921,228.20	N/A	\$921,228.20	100.0%	\$921,228.20	\$0.00	\$921,228.20	100.0%
2003	\$1,369,830.64	N/A	\$1,369,830.64	100.0%	\$1,369,830.64	\$0.00	\$1,369,830.64	100.0%
2004	\$1,368,346.08	N/A	\$1,368,346.08	100.0%	\$1,368,346.08	\$0.00	\$1,368,346.08	100.0%
2005	\$1,800,683.17	N/A	\$1,800,683.17	100.0%	\$1,800,683.17	\$0.00	\$1,800,683.17	100.0%
2006	\$1,667,798.22	N/A	\$1,667,798.22	100.0%	\$1,667,798.22	\$0.00	\$1,667,798.22	100.0%
2007	\$618,495.91	N/A	\$618,495.91	100.0%	\$618,495.91	\$0.00	\$618,495.91	100.0%
2008	\$446,951.56	N/A	\$446,951.56	100.0%	\$446,951.56	\$0.00	\$446,951.56	100.0%
2009	\$650,602.59	N/A	\$650,602.59	100.0%	\$650,602.59	\$0.00	\$650,602.59	100.0%
2010	\$646,805.12	N/A	\$646,805.12	100.0%	\$646,805.12	\$0.00	\$646,805.12	100.0%
2011	\$778,526.94	N/A	\$778,526.94	100.0%	\$778,526.94	\$0.00	\$778,526.94	100.0%
2012	\$768,159.26	\$75,877.87	\$692,281.39	100.0%	\$692,281.39	\$0.00	\$692,281.39	100.0%
2013	\$879,801.41	\$87,980.14	\$791,821.27	100.0%	\$791,821.27	\$0.00	\$791,821.27	100.0%
2014	\$711,261.52	\$69,304.36	\$440,691.78	68.6%	\$440,691.78	\$0.00	\$440,691.78	68.6%
2015	\$48,197.04	\$4,819.70	\$0.00	0.0%	\$0.00	\$0.00	\$0.00	0.0%
Total	\$16,533,745.23	\$237,982.07	\$16,051,120.44	98.4%	\$16,051,120.44	\$0.00	\$16,051,120.44	98.4%



U.S. Department of Housing and Urban Development
Office of Community Planning and Development
Integrated Disbursement and Information System
Status of HOME Grants
PINELLAS COUNTY CONSORTIUM

DATE: 12-28-15
TIME: 17:18
PAGE: 3

IDIS - PR27

Program Income for Administration (PA)

Program Year	Authorized Amount	Amount Committed to Activities	% Committed	Net Disbursed	Disbursed Pending Approval	Total Disbursed	% Disbursed
2012	\$75,877.87	\$75,877.87	100.0%	\$75,877.87	\$0.00	\$75,877.87	100.0%
2013	\$87,980.14	\$87,980.14	100.0%	\$87,980.14	\$0.00	\$87,980.14	100.0%
2014	\$69,304.36	\$64,484.65	93.0%	\$47,021.31	\$0.00	\$47,021.31	67.8%
2015	\$4,819.70	\$0.00	0.0%	\$0.00	\$0.00	\$0.00	0.0%
Total	\$237,982.07	\$228,342.66	95.9%	\$210,879.32	\$0.00	\$210,879.32	88.6%



U.S. Department of Housing and Urban Development
Office of Community Planning and Development
Integrated Disbursement and Information System
Status of HOME Grants
PINELLAS COUNTY CONSORTIUM

DATE: 12-28-15
TIME: 17:18
PAGE: 4

IDIS - PR27

Recaptured Homebuyer Funds (HP)

Program Year	Total Receipts	Amount Committed to Activities	% Committed	Net Disbursed	Disbursed Pending Approval	Total Disbursed	% Disbursed
2015	\$0.00	\$0.00	0.0%	\$0.00	\$0.00	\$0.00	0.0%
Total	\$0.00	\$0.00	0.0%	\$0.00	\$0.00	\$0.00	0.0%



U.S. Department of Housing and Urban Development
Office of Community Planning and Development
Integrated Disbursement and Information System
Status of HOME Grants
PINELLAS COUNTY CONSORTIUM

DATE: 12-28-15
TIME: 17:18
PAGE: 5

IDIS - PR27

Repayments to Local Account (IU)

Program Year	Total Receipts	Amount Committed to Activities	% Committed	Net Disbursed	Disbursed Pending Approval	Total Disbursed	% Disbursed
2015	\$0.00	\$0.00	0.0%	\$0.00	\$0.00	\$0.00	0.0%
Total	\$0.00	\$0.00	0.0%	\$0.00	\$0.00	\$0.00	0.0%



U.S. Department of Housing and Urban Development
Office of Community Planning and Development
Integrated Disbursement and Information System
Status of HOME Grants
PINELLAS COUNTY CONSORTIUM

DATE: 12-28-15
TIME: 17:18
PAGE: 6

IDIS - PR27

Disbursements from Treasury Account

Fiscal Year	Total Authorization	Disbursed	Returned	Net Disbursed	Disbursed Pending Approval	Total Disbursed	% Disb	Available to Disburse
1992	\$1,953,000.00	\$1,953,000.00	\$0.00	\$1,953,000.00	\$0.00	\$1,953,000.00	100.0%	\$0.00
1993	\$1,284,000.00	\$1,284,000.00	\$0.00	\$1,284,000.00	\$0.00	\$1,284,000.00	100.0%	\$0.00
1994	\$1,629,000.00	\$1,629,000.00	\$0.00	\$1,629,000.00	\$0.00	\$1,629,000.00	100.0%	\$0.00
1995	\$1,759,000.00	\$1,759,000.00	\$0.00	\$1,759,000.00	\$0.00	\$1,759,000.00	100.0%	\$0.00
1996	\$1,768,000.00	\$1,768,000.00	\$0.00	\$1,768,000.00	\$0.00	\$1,768,000.00	100.0%	\$0.00
1997	\$1,261,000.00	\$1,261,000.00	\$0.00	\$1,261,000.00	\$0.00	\$1,261,000.00	100.0%	\$0.00
1998	\$1,336,000.00	\$1,336,000.00	\$0.00	\$1,336,000.00	\$0.00	\$1,336,000.00	100.0%	\$0.00
1999	\$1,466,000.00	\$1,466,000.00	\$0.00	\$1,466,000.00	\$0.00	\$1,466,000.00	100.0%	\$0.00
2000	\$1,541,000.00	\$1,541,000.00	\$0.00	\$1,541,000.00	\$0.00	\$1,541,000.00	100.0%	\$0.00
2001	\$1,709,000.00	\$1,709,000.00	\$0.00	\$1,709,000.00	\$0.00	\$1,709,000.00	100.0%	\$0.00
2002	\$1,702,000.00	\$1,702,000.00	\$0.00	\$1,702,000.00	\$0.00	\$1,702,000.00	100.0%	\$0.00
2003	\$1,862,562.00	\$1,862,562.00	\$0.00	\$1,862,562.00	\$0.00	\$1,862,562.00	100.0%	\$0.00
2004	\$2,084,691.00	\$2,084,691.00	\$0.00	\$2,084,691.00	\$0.00	\$2,084,691.00	100.0%	\$0.00
2005	\$1,888,356.00	\$1,888,356.00	\$0.00	\$1,888,356.00	\$0.00	\$1,888,356.00	100.0%	\$0.00
2006	\$1,748,124.00	\$1,748,124.00	\$0.00	\$1,748,124.00	\$0.00	\$1,748,124.00	100.0%	\$0.00
2007	\$1,726,809.00	\$1,726,809.00	\$0.00	\$1,726,809.00	\$0.00	\$1,726,809.00	100.0%	\$0.00
2008	\$1,650,889.00	\$1,650,889.00	\$0.00	\$1,650,889.00	\$0.00	\$1,650,889.00	100.0%	\$0.00
2009	\$1,852,011.00	\$1,852,011.00	\$0.00	\$1,852,011.00	\$0.00	\$1,852,011.00	100.0%	\$0.00
2010	\$1,782,367.00	\$1,780,617.00	\$0.00	\$1,780,617.00	\$0.00	\$1,780,617.00	99.9%	\$1,750.00
2011	\$1,577,773.00	\$1,339,974.20	\$0.00	\$1,339,974.20	\$0.00	\$1,339,974.20	84.9%	\$237,798.80
2012	\$1,069,063.00	\$106,906.30	\$0.00	\$106,906.30	\$0.00	\$106,906.30	10.0%	\$962,156.70
2013	\$1,057,756.00	\$700,667.64	\$0.00	\$700,667.64	\$0.00	\$700,667.64	66.2%	\$357,088.36
2014	\$1,072,975.00	\$246,292.53	\$0.00	\$246,292.53	\$0.00	\$246,292.53	22.9%	\$826,682.47
Total	\$36,781,376.00	\$34,395,899.67	\$0.00	\$34,395,899.67	\$0.00	\$34,395,899.67	93.5%	\$2,385,476.33



U.S. Department of Housing and Urban Development
Office of Community Planning and Development
Integrated Disbursement and Information System
Status of HOME Grants
PINELLAS COUNTY CONSORTIUM

DATE: 12-28-15
TIME: 17:18
PAGE: 7

IDIS - PR27

Home Activities Commitments/Disbursements from Treasury Account

Fiscal Year	Authorized for Activities	Amount Committed to Activities	% Cmt'd	Disbursed	Returned	Net Disbursed	% Net Disb	Disbursed Pending Approval	Total Disbursed	% Disb
1992	\$1,953,000.00	\$1,953,000.00	100.0%	\$1,953,000.00	\$0.00	\$1,953,000.00	100.0%	\$0.00	\$1,953,000.00	100.0%
1993	\$1,175,647.27	\$1,175,647.27	100.0%	\$1,175,647.27	\$0.00	\$1,175,647.27	100.0%	\$0.00	\$1,175,647.27	100.0%
1994	\$1,605,763.52	\$1,605,763.52	100.0%	\$1,605,763.52	\$0.00	\$1,605,763.52	100.0%	\$0.00	\$1,605,763.52	100.0%
1995	\$1,759,000.00	\$1,759,000.00	100.0%	\$1,759,000.00	\$0.00	\$1,759,000.00	100.0%	\$0.00	\$1,759,000.00	100.0%
1996	\$1,768,000.00	\$1,768,000.00	100.0%	\$1,768,000.00	\$0.00	\$1,768,000.00	100.0%	\$0.00	\$1,768,000.00	100.0%
1997	\$1,108,500.00	\$1,108,500.00	100.0%	\$1,108,500.00	\$0.00	\$1,108,500.00	100.0%	\$0.00	\$1,108,500.00	100.0%
1998	\$1,202,400.00	\$1,202,400.00	100.0%	\$1,202,400.00	\$0.00	\$1,202,400.00	100.0%	\$0.00	\$1,202,400.00	100.0%
1999	\$1,319,400.00	\$1,319,400.00	100.0%	\$1,319,400.00	\$0.00	\$1,319,400.00	100.0%	\$0.00	\$1,319,400.00	100.0%
2000	\$1,352,303.38	\$1,352,303.38	100.0%	\$1,352,303.38	\$0.00	\$1,352,303.38	100.0%	\$0.00	\$1,352,303.38	100.0%
2001	\$1,465,211.15	\$1,465,211.15	100.0%	\$1,465,211.15	\$0.00	\$1,465,211.15	100.0%	\$0.00	\$1,465,211.15	100.0%
2002	\$1,473,338.74	\$1,473,338.74	100.0%	\$1,473,338.74	\$0.00	\$1,473,338.74	100.0%	\$0.00	\$1,473,338.74	100.0%
2003	\$1,539,322.74	\$1,539,322.74	100.0%	\$1,539,322.74	\$0.00	\$1,539,322.74	100.0%	\$0.00	\$1,539,322.74	100.0%
2004	\$1,759,172.25	\$1,759,172.25	100.0%	\$1,759,172.25	\$0.00	\$1,759,172.25	100.0%	\$0.00	\$1,759,172.25	100.0%
2005	\$1,552,037.27	\$1,552,037.27	100.0%	\$1,552,037.27	\$0.00	\$1,552,037.27	100.0%	\$0.00	\$1,552,037.27	100.0%
2006	\$1,420,393.43	\$1,420,393.43	100.0%	\$1,420,393.43	\$0.00	\$1,420,393.43	100.0%	\$0.00	\$1,420,393.43	100.0%
2007	\$1,557,817.90	\$1,557,817.90	100.0%	\$1,557,817.90	\$0.00	\$1,557,817.90	100.0%	\$0.00	\$1,557,817.90	100.0%
2008	\$1,487,290.90	\$1,487,290.90	100.0%	\$1,487,290.90	\$0.00	\$1,487,290.90	100.0%	\$0.00	\$1,487,290.90	100.0%
2009	\$1,637,680.27	\$1,637,680.27	100.0%	\$1,637,680.27	\$0.00	\$1,637,680.27	100.0%	\$0.00	\$1,637,680.27	100.0%
2010	\$1,539,449.79	\$1,539,449.79	100.0%	\$1,537,699.79	\$0.00	\$1,537,699.79	99.8%	\$0.00	\$1,537,699.79	99.8%
2011	\$1,408,940.49	\$1,408,940.49	100.0%	\$1,171,141.69	\$0.00	\$1,171,141.69	83.1%	\$0.00	\$1,171,141.69	83.1%
2012	\$962,156.70	\$962,156.70	100.0%	\$0.00	\$0.00	\$0.00	0.0%	\$0.00	\$0.00	0.0%
2013	\$951,980.40	\$951,980.40	100.0%	\$594,892.04	\$0.00	\$594,892.04	62.4%	\$0.00	\$594,892.04	62.4%
2014	\$965,677.50	\$344,003.77	35.6%	\$159,959.10	\$0.00	\$159,959.10	16.5%	\$0.00	\$159,959.10	16.5%
Total	\$32,964,483.70	\$32,342,809.97	98.1%	\$30,599,971.44	\$0.00	\$30,599,971.44	92.8%	\$0.00	\$30,599,971.44	92.8%



U.S. Department of Housing and Urban Development
Office of Community Planning and Development
Integrated Disbursement and Information System
Status of HOME Grants
PINELLAS COUNTY CONSORTIUM

DATE: 12-28-15
TIME: 17:18
PAGE: 8

IDIS - PR27

Administrative Funds (AD)

Fiscal Year	Authorized Amount	Amount Committed	% Auth Cmtd	Balance to Commit	Total Disbursed	% Auth Disb	Available to Disburse
1992	\$0.00	\$0.00	0.0%	\$0.00	\$0.00	0.0%	\$0.00
1993	\$108,352.73	\$108,352.73	100.0%	\$0.00	\$108,352.73	100.0%	\$0.00
1994	\$23,236.48	\$23,236.48	100.0%	\$0.00	\$23,236.48	100.0%	\$0.00
1995	\$0.00	\$0.00	0.0%	\$0.00	\$0.00	0.0%	\$0.00
1996	\$0.00	\$0.00	0.0%	\$0.00	\$0.00	0.0%	\$0.00
1997	\$152,500.00	\$152,500.00	100.0%	\$0.00	\$152,500.00	100.0%	\$0.00
1998	\$133,600.00	\$133,600.00	100.0%	\$0.00	\$133,600.00	100.0%	\$0.00
1999	\$146,600.00	\$146,600.00	100.0%	\$0.00	\$146,600.00	100.0%	\$0.00
2000	\$188,696.62	\$188,696.62	100.0%	\$0.00	\$188,696.62	100.0%	\$0.00
2001	\$243,788.85	\$243,788.85	100.0%	\$0.00	\$243,788.85	100.0%	\$0.00
2002	\$228,661.26	\$228,661.26	100.0%	\$0.00	\$228,661.26	100.0%	\$0.00
2003	\$323,239.26	\$323,239.26	100.0%	\$0.00	\$323,239.26	100.0%	\$0.00
2004	\$325,518.75	\$325,518.75	100.0%	\$0.00	\$325,518.75	100.0%	\$0.00
2005	\$336,318.73	\$336,318.73	100.0%	\$0.00	\$336,318.73	100.0%	\$0.00
2006	\$327,730.57	\$327,730.57	100.0%	\$0.00	\$327,730.57	100.0%	\$0.00
2007	\$168,991.10	\$168,991.10	100.0%	\$0.00	\$168,991.10	100.0%	\$0.00
2008	\$163,598.10	\$163,598.10	100.0%	\$0.00	\$163,598.10	100.0%	\$0.00
2009	\$214,330.73	\$214,330.73	100.0%	\$0.00	\$214,330.73	100.0%	\$0.00
2010	\$242,917.21	\$242,917.21	100.0%	\$0.00	\$242,917.21	100.0%	\$0.00
2011	\$168,832.51	\$168,832.51	100.0%	\$0.00	\$168,832.51	100.0%	\$0.00
2012	\$106,906.30	\$106,906.30	100.0%	\$0.00	\$106,906.30	100.0%	\$0.00
2013	\$105,775.60	\$105,775.60	100.0%	\$0.00	\$105,775.60	100.0%	\$0.00
2014	\$107,297.50	\$107,297.50	100.0%	\$0.00	\$86,333.43	80.4%	\$20,964.07
Total	\$3,816,892.30	\$3,816,892.30	100.0%	\$0.00	\$3,795,928.23	99.4%	\$20,964.07



U.S. Department of Housing and Urban Development
Office of Community Planning and Development
Integrated Disbursement and Information System
Status of HOME Grants
PINELLAS COUNTY CONSORTIUM

DATE: 12-28-15
TIME: 17:18
PAGE: 9

IDIS - PR27

CHDO Operating Funds (CO)

Fiscal Year	Authorized Amount	Amount Committed	% Auth Cmtd	Balance to Commit	Total Disbursed	% Auth Disb	Available to Disburse
1992	\$0.00	\$0.00	0.0%	\$0.00	\$0.00	0.0%	\$0.00
1993	\$0.00	\$0.00	0.0%	\$0.00	\$0.00	0.0%	\$0.00
1994	\$0.00	\$0.00	0.0%	\$0.00	\$0.00	0.0%	\$0.00
1995	\$0.00	\$0.00	0.0%	\$0.00	\$0.00	0.0%	\$0.00
1996	\$0.00	\$0.00	0.0%	\$0.00	\$0.00	0.0%	\$0.00
1997	\$0.00	\$0.00	0.0%	\$0.00	\$0.00	0.0%	\$0.00
1998	\$0.00	\$0.00	0.0%	\$0.00	\$0.00	0.0%	\$0.00
1999	\$0.00	\$0.00	0.0%	\$0.00	\$0.00	0.0%	\$0.00
2000	\$0.00	\$0.00	0.0%	\$0.00	\$0.00	0.0%	\$0.00
2001	\$0.00	\$0.00	0.0%	\$0.00	\$0.00	0.0%	\$0.00
2002	\$0.00	\$0.00	0.0%	\$0.00	\$0.00	0.0%	\$0.00
2003	\$0.00	\$0.00	0.0%	\$0.00	\$0.00	0.0%	\$0.00
2004	\$0.00	\$0.00	0.0%	\$0.00	\$0.00	0.0%	\$0.00
2005	\$0.00	\$0.00	0.0%	\$0.00	\$0.00	0.0%	\$0.00
2006	\$0.00	\$0.00	0.0%	\$0.00	\$0.00	0.0%	\$0.00
2007	\$0.00	\$0.00	0.0%	\$0.00	\$0.00	0.0%	\$0.00
2008	\$0.00	\$0.00	0.0%	\$0.00	\$0.00	0.0%	\$0.00
2009	\$0.00	\$0.00	0.0%	\$0.00	\$0.00	0.0%	\$0.00
2010	\$0.00	\$0.00	0.0%	\$0.00	\$0.00	0.0%	\$0.00
2011	\$0.00	\$0.00	0.0%	\$0.00	\$0.00	0.0%	\$0.00
2012	\$0.00	\$0.00	0.0%	\$0.00	\$0.00	0.0%	\$0.00
2013	\$0.00	\$0.00	0.0%	\$0.00	\$0.00	0.0%	\$0.00
2014	\$0.00	\$0.00	0.0%	\$0.00	\$0.00	0.0%	\$0.00
Total	\$0.00	\$0.00	0.0%	\$0.00	\$0.00	0.0%	\$0.00



U.S. Department of Housing and Urban Development
Office of Community Planning and Development
Integrated Disbursement and Information System
Status of HOME Grants
PINELLAS COUNTY CONSORTIUM

DATE: 12-28-15
TIME: 17:18
PAGE: 10

IDIS - PR27

CHDO Funds (CR)

Fiscal Year	CHDO Requirement	Authorized Amount	Amount Suballocated to CL/CC	Amount Subgranted to CHDOS	Balance to Subgrant	Funds Committed to Activities	% Subg Cmdt	Balance to Commit	Total Disbursed	% Subg Disb	Available to Disburse
1992	\$292,950.00	\$292,950.00	\$0.00	\$292,950.00	\$0.00	\$292,950.00	100.0%	\$0.00	\$292,950.00	100.0%	\$0.00
1993	\$192,600.00	\$192,600.00	\$0.00	\$192,600.00	\$0.00	\$192,600.00	100.0%	\$0.00	\$192,600.00	100.0%	\$0.00
1994	\$244,350.00	\$244,350.00	\$0.00	\$244,350.00	\$0.00	\$244,350.00	100.0%	\$0.00	\$244,350.00	100.0%	\$0.00
1995	\$263,850.00	\$265,000.00	\$0.00	\$265,000.00	\$0.00	\$265,000.00	100.0%	\$0.00	\$265,000.00	100.0%	\$0.00
1996	\$265,200.00	\$1,108,842.23	\$0.00	\$1,108,842.23	\$0.00	\$1,108,842.23	100.0%	\$0.00	\$1,108,842.23	100.0%	\$0.00
1997	\$189,150.00	\$189,150.00	\$0.00	\$189,150.00	\$0.00	\$189,150.00	100.0%	\$0.00	\$189,150.00	100.0%	\$0.00
1998	\$200,400.00	\$752,291.00	\$0.00	\$752,291.00	\$0.00	\$752,291.00	100.0%	\$0.00	\$752,291.00	100.0%	\$0.00
1999	\$219,900.00	\$836,104.10	\$0.00	\$836,104.10	\$0.00	\$836,104.10	100.0%	\$0.00	\$836,104.10	100.0%	\$0.00
2000	\$231,150.00	\$443,690.00	\$0.00	\$443,690.00	\$0.00	\$443,690.00	100.0%	\$0.00	\$443,690.00	100.0%	\$0.00
2001	\$256,350.00	\$272,674.58	\$0.00	\$272,674.58	\$0.00	\$272,674.58	100.0%	\$0.00	\$272,674.58	100.0%	\$0.00
2002	\$255,300.00	\$1,201,000.00	\$0.00	\$1,201,000.00	\$0.00	\$1,201,000.00	100.0%	\$0.00	\$1,201,000.00	100.0%	\$0.00
2003	\$279,384.30	\$279,384.30	\$0.00	\$279,384.30	\$0.00	\$279,384.30	100.0%	\$0.00	\$279,384.30	100.0%	\$0.00
2004	\$276,767.85	\$589,919.43	\$0.00	\$589,919.43	\$0.00	\$589,919.43	100.0%	\$0.00	\$589,919.43	100.0%	\$0.00
2005	\$272,161.65	\$318,061.23	\$0.00	\$318,061.23	\$0.00	\$318,061.23	100.0%	\$0.00	\$318,061.23	100.0%	\$0.00
2006	\$256,683.90	\$256,683.90	\$0.00	\$256,683.90	\$0.00	\$256,683.90	100.0%	\$0.00	\$256,683.90	100.0%	\$0.00
2007	\$253,486.65	\$1,467,980.81	\$0.00	\$1,467,980.81	\$0.00	\$1,467,980.81	100.0%	\$0.00	\$1,467,980.81	100.0%	\$0.00
2008	\$245,397.15	\$245,397.15	\$0.00	\$245,397.15	\$0.00	\$245,397.15	100.0%	\$0.00	\$245,397.15	100.0%	\$0.00
2009	\$277,801.65	\$277,801.65	\$0.00	\$277,801.65	\$0.00	\$277,801.65	100.0%	\$0.00	\$277,801.65	100.0%	\$0.00
2010	\$267,355.05	\$267,355.05	\$0.00	\$267,355.05	\$0.00	\$267,355.05	100.0%	\$0.00	\$267,355.05	100.0%	\$0.00
2011	\$236,665.95	\$236,665.95	\$0.00	\$236,665.95	\$0.00	\$236,665.95	100.0%	\$0.00	\$236,665.95	100.0%	\$0.00
2012	\$0.00	\$0.00	\$0.00	\$0.00	\$0.00	\$0.00	0.0%	\$0.00	\$0.00	0.0%	\$0.00
2013	\$158,663.40	\$594,892.04	\$0.00	\$594,892.04	\$0.00	\$594,892.04	100.0%	\$0.00	\$594,892.04	100.0%	\$0.00
2014	\$160,946.25	\$160,946.25	\$0.00	\$159,959.10	\$987.15	\$159,959.10	100.0%	\$987.15	\$159,959.10	100.0%	\$987.15
Total	\$5,296,513.80	\$10,493,739.67	\$0.00	\$10,492,752.52	\$987.15	\$10,492,752.52	100.0%	\$987.15	\$10,492,752.52	100.0%	\$987.15



U.S. Department of Housing and Urban Development
Office of Community Planning and Development
Integrated Disbursement and Information System
Status of HOME Grants
PINELLAS COUNTY CONSORTIUM

DATE: 12-28-15
TIME: 17:18
PAGE: 11

IDIS - PR27

CHDO Loans (CL)

Fiscal Year	Authorized Amount	Amount Subgranted	Amount Committed	% Auth Cmt'd	Balance to Commit	Total Disbursed	% Auth Disb	Available to Disburse
1992	\$0.00	\$0.00	\$0.00	0.0%	\$0.00	\$0.00	0.0%	\$0.00
1993	\$0.00	\$0.00	\$0.00	0.0%	\$0.00	\$0.00	0.0%	\$0.00
1994	\$0.00	\$0.00	\$0.00	0.0%	\$0.00	\$0.00	0.0%	\$0.00
1995	\$0.00	\$0.00	\$0.00	0.0%	\$0.00	\$0.00	0.0%	\$0.00
1996	\$0.00	\$0.00	\$0.00	0.0%	\$0.00	\$0.00	0.0%	\$0.00
1997	\$0.00	\$0.00	\$0.00	0.0%	\$0.00	\$0.00	0.0%	\$0.00
1998	\$0.00	\$0.00	\$0.00	0.0%	\$0.00	\$0.00	0.0%	\$0.00
1999	\$0.00	\$0.00	\$0.00	0.0%	\$0.00	\$0.00	0.0%	\$0.00
2000	\$0.00	\$0.00	\$0.00	0.0%	\$0.00	\$0.00	0.0%	\$0.00
2001	\$0.00	\$0.00	\$0.00	0.0%	\$0.00	\$0.00	0.0%	\$0.00
2002	\$0.00	\$0.00	\$0.00	0.0%	\$0.00	\$0.00	0.0%	\$0.00
2003	\$0.00	\$0.00	\$0.00	0.0%	\$0.00	\$0.00	0.0%	\$0.00
2004	\$0.00	\$0.00	\$0.00	0.0%	\$0.00	\$0.00	0.0%	\$0.00
2005	\$0.00	\$0.00	\$0.00	0.0%	\$0.00	\$0.00	0.0%	\$0.00
2006	\$0.00	\$0.00	\$0.00	0.0%	\$0.00	\$0.00	0.0%	\$0.00
2007	\$0.00	\$0.00	\$0.00	0.0%	\$0.00	\$0.00	0.0%	\$0.00
2008	\$0.00	\$0.00	\$0.00	0.0%	\$0.00	\$0.00	0.0%	\$0.00
2009	\$0.00	\$0.00	\$0.00	0.0%	\$0.00	\$0.00	0.0%	\$0.00
2010	\$0.00	\$0.00	\$0.00	0.0%	\$0.00	\$0.00	0.0%	\$0.00
2011	\$0.00	\$0.00	\$0.00	0.0%	\$0.00	\$0.00	0.0%	\$0.00
2012	\$0.00	\$0.00	\$0.00	0.0%	\$0.00	\$0.00	0.0%	\$0.00
2013	\$0.00	\$0.00	\$0.00	0.0%	\$0.00	\$0.00	0.0%	\$0.00
2014	\$0.00	\$0.00	\$0.00	0.0%	\$0.00	\$0.00	0.0%	\$0.00
Total	\$0.00	\$0.00	\$0.00	0.0%	\$0.00	\$0.00	0.0%	\$0.00



U.S. Department of Housing and Urban Development
Office of Community Planning and Development
Integrated Disbursement and Information System
Status of HOME Grants
PINELLAS COUNTY CONSORTIUM

DATE: 12-28-15
TIME: 17:18
PAGE: 12

IDIS - PR27

CHDO Capacity (CC)

Fiscal Year	Authorized Amount	Amount Subgranted	Amount Committed	% Auth Cmtd	Balance to Commit	Total Disbursed	% Auth Disb	Available to Disburse
1992	\$0.00	\$0.00	\$0.00	0.0%	\$0.00	\$0.00	0.0%	\$0.00
1993	\$0.00	\$0.00	\$0.00	0.0%	\$0.00	\$0.00	0.0%	\$0.00
1994	\$0.00	\$0.00	\$0.00	0.0%	\$0.00	\$0.00	0.0%	\$0.00
1995	\$0.00	\$0.00	\$0.00	0.0%	\$0.00	\$0.00	0.0%	\$0.00
1996	\$0.00	\$0.00	\$0.00	0.0%	\$0.00	\$0.00	0.0%	\$0.00
1997	\$0.00	\$0.00	\$0.00	0.0%	\$0.00	\$0.00	0.0%	\$0.00
1998	\$0.00	\$0.00	\$0.00	0.0%	\$0.00	\$0.00	0.0%	\$0.00
1999	\$0.00	\$0.00	\$0.00	0.0%	\$0.00	\$0.00	0.0%	\$0.00
2000	\$0.00	\$0.00	\$0.00	0.0%	\$0.00	\$0.00	0.0%	\$0.00
2001	\$0.00	\$0.00	\$0.00	0.0%	\$0.00	\$0.00	0.0%	\$0.00
2002	\$0.00	\$0.00	\$0.00	0.0%	\$0.00	\$0.00	0.0%	\$0.00
2003	\$0.00	\$0.00	\$0.00	0.0%	\$0.00	\$0.00	0.0%	\$0.00
2004	\$0.00	\$0.00	\$0.00	0.0%	\$0.00	\$0.00	0.0%	\$0.00
2005	\$0.00	\$0.00	\$0.00	0.0%	\$0.00	\$0.00	0.0%	\$0.00
2006	\$0.00	\$0.00	\$0.00	0.0%	\$0.00	\$0.00	0.0%	\$0.00
2007	\$0.00	\$0.00	\$0.00	0.0%	\$0.00	\$0.00	0.0%	\$0.00
2008	\$0.00	\$0.00	\$0.00	0.0%	\$0.00	\$0.00	0.0%	\$0.00
2009	\$0.00	\$0.00	\$0.00	0.0%	\$0.00	\$0.00	0.0%	\$0.00
2010	\$0.00	\$0.00	\$0.00	0.0%	\$0.00	\$0.00	0.0%	\$0.00
2011	\$0.00	\$0.00	\$0.00	0.0%	\$0.00	\$0.00	0.0%	\$0.00
2012	\$0.00	\$0.00	\$0.00	0.0%	\$0.00	\$0.00	0.0%	\$0.00
2013	\$0.00	\$0.00	\$0.00	0.0%	\$0.00	\$0.00	0.0%	\$0.00
2014	\$0.00	\$0.00	\$0.00	0.0%	\$0.00	\$0.00	0.0%	\$0.00
Total	\$0.00	\$0.00	\$0.00	0.0%	\$0.00	\$0.00	0.0%	\$0.00



U.S. Department of Housing and Urban Development
Office of Community Planning and Development
Integrated Disbursement and Information System
Status of HOME Grants
PINELLAS COUNTY CONSORTIUM

DATE: 12-28-15
TIME: 17:18
PAGE: 13

IDIS - PR27

Reservations to State Recipients and Sub-recipients (SU)

Fiscal Year	Authorized Amount	Amount Subgranted to Other Entities	Amount Committed	% Auth Cmtd	Balance to Commit	Total Disbursed	% Auth Disb	Available to Disburse
1992	\$0.00	\$0.00	\$0.00	0.0%	\$0.00	\$0.00	0.0%	\$0.00
1993	\$332,997.44	\$332,997.44	\$332,997.44	100.0%	\$0.00	\$332,997.44	100.0%	\$0.00
1994	\$521,340.23	\$521,340.23	\$521,340.23	100.0%	\$0.00	\$521,340.23	100.0%	\$0.00
1995	\$0.00	\$0.00	\$0.00	0.0%	\$0.00	\$0.00	0.0%	\$0.00
1996	\$0.00	\$0.00	\$0.00	0.0%	\$0.00	\$0.00	0.0%	\$0.00
1997	\$0.00	\$0.00	\$0.00	0.0%	\$0.00	\$0.00	0.0%	\$0.00
1998	\$0.00	\$0.00	\$0.00	0.0%	\$0.00	\$0.00	0.0%	\$0.00
1999	\$0.00	\$0.00	\$0.00	0.0%	\$0.00	\$0.00	0.0%	\$0.00
2000	\$0.00	\$0.00	\$0.00	0.0%	\$0.00	\$0.00	0.0%	\$0.00
2001	\$0.00	\$0.00	\$0.00	0.0%	\$0.00	\$0.00	0.0%	\$0.00
2002	\$0.00	\$0.00	\$0.00	0.0%	\$0.00	\$0.00	0.0%	\$0.00
2003	\$0.00	\$0.00	\$0.00	0.0%	\$0.00	\$0.00	0.0%	\$0.00
2004	\$0.00	\$0.00	\$0.00	0.0%	\$0.00	\$0.00	0.0%	\$0.00
2005	\$0.00	\$0.00	\$0.00	0.0%	\$0.00	\$0.00	0.0%	\$0.00
2006	\$0.00	\$0.00	\$0.00	0.0%	\$0.00	\$0.00	0.0%	\$0.00
2007	\$0.00	\$0.00	\$0.00	0.0%	\$0.00	\$0.00	0.0%	\$0.00
2008	\$0.00	\$0.00	\$0.00	0.0%	\$0.00	\$0.00	0.0%	\$0.00
2009	\$0.00	\$0.00	\$0.00	0.0%	\$0.00	\$0.00	0.0%	\$0.00
2010	\$0.00	\$0.00	\$0.00	0.0%	\$0.00	\$0.00	0.0%	\$0.00
2011	\$0.00	\$0.00	\$0.00	0.0%	\$0.00	\$0.00	0.0%	\$0.00
2012	\$0.00	\$0.00	\$0.00	0.0%	\$0.00	\$0.00	0.0%	\$0.00
2013	\$0.00	\$0.00	\$0.00	0.0%	\$0.00	\$0.00	0.0%	\$0.00
2014	\$0.00	\$0.00	\$0.00	0.0%	\$0.00	\$0.00	0.0%	\$0.00
Total	\$854,337.67	\$854,337.67	\$854,337.67	100.0%	\$0.00	\$854,337.67	100.0%	\$0.00



U.S. Department of Housing and Urban Development
Office of Community Planning and Development
Integrated Disbursement and Information System
Status of HOME Grants
PINELLAS COUNTY CONSORTIUM

DATE: 12-28-15
TIME: 17:18
PAGE: 14

IDIS - PR27

Total Program Funds

Fiscal Year	Total Authorization	Local Account Funds	Committed Amount	Net Disbursed for Activities	Net Disbursed for Admin/CHDO OP	Net Disbursed	Disbursed Pending Approval	Total Disbursed	Available to Disburse
1992	\$1,953,000.00	\$0.00	\$1,953,000.00	\$1,953,000.00	\$0.00	\$1,953,000.00	\$0.00	\$1,953,000.00	\$0.00
1993	\$1,284,000.00	\$0.00	\$1,175,647.27	\$1,175,647.27	\$108,352.73	\$1,284,000.00	\$0.00	\$1,284,000.00	\$0.00
1994	\$1,629,000.00	\$0.00	\$1,605,763.52	\$1,605,763.52	\$23,236.48	\$1,629,000.00	\$0.00	\$1,629,000.00	\$0.00
1995	\$1,759,000.00	\$0.00	\$1,759,000.00	\$1,759,000.00	\$0.00	\$1,759,000.00	\$0.00	\$1,759,000.00	\$0.00
1996	\$1,768,000.00	\$688,764.45	\$2,456,764.45	\$2,456,764.45	\$0.00	\$2,456,764.45	\$0.00	\$2,456,764.45	\$0.00
1997	\$1,261,000.00	\$896,465.80	\$2,004,965.80	\$2,004,965.80	\$152,500.00	\$2,157,465.80	\$0.00	\$2,157,465.80	\$0.00
1998	\$1,336,000.00	\$457,827.49	\$1,660,227.49	\$1,660,227.49	\$133,600.00	\$1,793,827.49	\$0.00	\$1,793,827.49	\$0.00
1999	\$1,466,000.00	\$406,417.60	\$1,725,817.60	\$1,725,817.60	\$146,600.00	\$1,872,417.60	\$0.00	\$1,872,417.60	\$0.00
2000	\$1,541,000.00	\$626,651.23	\$1,978,954.61	\$1,978,954.61	\$188,696.62	\$2,167,651.23	\$0.00	\$2,167,651.23	\$0.00
2001	\$1,709,000.00	\$780,931.00	\$2,246,142.15	\$2,246,142.15	\$243,788.85	\$2,489,931.00	\$0.00	\$2,489,931.00	\$0.00
2002	\$1,702,000.00	\$921,228.20	\$2,394,566.94	\$2,394,566.94	\$228,661.26	\$2,623,228.20	\$0.00	\$2,623,228.20	\$0.00
2003	\$1,862,562.00	\$1,369,830.64	\$2,909,153.38	\$2,909,153.38	\$323,239.26	\$3,232,392.64	\$0.00	\$3,232,392.64	\$0.00
2004	\$2,084,691.00	\$1,368,346.08	\$3,127,518.33	\$3,127,518.33	\$325,518.75	\$3,453,037.08	\$0.00	\$3,453,037.08	\$0.00
2005	\$1,888,356.00	\$1,800,683.17	\$3,352,720.44	\$3,352,720.44	\$336,318.73	\$3,689,039.17	\$0.00	\$3,689,039.17	\$0.00
2006	\$1,748,124.00	\$1,667,798.22	\$3,088,191.65	\$3,088,191.65	\$327,730.57	\$3,415,922.22	\$0.00	\$3,415,922.22	\$0.00
2007	\$1,726,809.00	\$618,495.91	\$2,176,313.81	\$2,176,313.81	\$168,991.10	\$2,345,304.91	\$0.00	\$2,345,304.91	\$0.00
2008	\$1,650,889.00	\$446,951.56	\$1,934,242.46	\$1,934,242.46	\$163,598.10	\$2,097,840.56	\$0.00	\$2,097,840.56	\$0.00
2009	\$1,852,011.00	\$650,602.59	\$2,288,282.86	\$2,288,282.86	\$214,330.73	\$2,502,613.59	\$0.00	\$2,502,613.59	\$0.00
2010	\$1,782,367.00	\$646,805.12	\$2,186,254.91	\$2,184,504.91	\$242,917.21	\$2,427,422.12	\$0.00	\$2,427,422.12	\$1,750.00
2011	\$1,577,773.00	\$778,526.94	\$2,187,467.43	\$1,949,668.63	\$168,832.51	\$2,118,501.14	\$0.00	\$2,118,501.14	\$237,798.80
2012	\$1,069,063.00	\$768,159.26	\$1,730,315.96	\$768,159.26	\$106,906.30	\$875,065.56	\$0.00	\$875,065.56	\$962,156.70
2013	\$1,057,756.00	\$879,801.41	\$1,831,781.81	\$1,474,693.45	\$105,775.60	\$1,580,469.05	\$0.00	\$1,580,469.05	\$357,088.36
2014	\$1,072,975.00	\$711,261.52	\$849,180.20	\$647,672.19	\$86,333.43	\$734,005.62	\$0.00	\$734,005.62	\$1,050,230.90
2015	\$0.00	\$48,197.04	\$0.00	\$0.00	\$0.00	\$0.00	\$0.00	\$0.00	\$48,197.04
Total	\$36,781,376.00	\$16,533,745.23	\$48,622,273.07	\$46,861,971.20	\$3,795,928.23	\$50,657,899.43	\$0.00	\$50,657,899.43	\$2,657,221.80



U.S. Department of Housing and Urban Development
Office of Community Planning and Development
Integrated Disbursement and Information System
Status of HOME Grants
PINELLAS COUNTY CONSORTIUM

DATE: 12-28-15
TIME: 17:18
PAGE: 15

IDIS - PR27

Total Program Percent

Fiscal Year	Total Authorization	Local Account Funds	% Committed for Activities	% Disb for Activities	% Disb for Admin/CHDO OP	% Net Disbursed	% Disbursed Pending Approval	% Total Disbursed	% Available to Disburse
1992	\$1,953,000.00	\$0.00	100.0%	100.0%	0.0%	100.0%	0.0%	100.0%	0.0%
1993	\$1,284,000.00	\$0.00	91.5%	91.5%	8.4%	100.0%	0.0%	100.0%	0.0%
1994	\$1,629,000.00	\$0.00	98.5%	98.5%	1.4%	100.0%	0.0%	100.0%	0.0%
1995	\$1,759,000.00	\$0.00	100.0%	100.0%	0.0%	100.0%	0.0%	100.0%	0.0%
1996	\$1,768,000.00	\$688,764.45	100.0%	100.0%	0.0%	100.0%	0.0%	100.0%	0.0%
1997	\$1,261,000.00	\$896,465.80	92.9%	92.9%	12.0%	100.0%	0.0%	100.0%	0.0%
1998	\$1,336,000.00	\$457,827.49	92.5%	92.5%	10.0%	100.0%	0.0%	100.0%	0.0%
1999	\$1,466,000.00	\$406,417.60	92.1%	92.1%	10.0%	100.0%	0.0%	100.0%	0.0%
2000	\$1,541,000.00	\$626,651.23	91.2%	91.2%	12.2%	100.0%	0.0%	100.0%	0.0%
2001	\$1,709,000.00	\$780,931.00	90.2%	90.2%	14.2%	100.0%	0.0%	100.0%	0.0%
2002	\$1,702,000.00	\$921,228.20	91.2%	91.2%	13.4%	100.0%	0.0%	100.0%	0.0%
2003	\$1,862,562.00	\$1,369,830.64	90.0%	90.0%	17.3%	100.0%	0.0%	100.0%	0.0%
2004	\$2,084,691.00	\$1,368,346.08	90.5%	90.5%	15.6%	100.0%	0.0%	100.0%	0.0%
2005	\$1,888,356.00	\$1,800,683.17	90.8%	90.8%	17.8%	100.0%	0.0%	100.0%	0.0%
2006	\$1,748,124.00	\$1,667,798.22	90.4%	90.4%	18.7%	100.0%	0.0%	100.0%	0.0%
2007	\$1,726,809.00	\$618,495.91	92.7%	92.7%	9.7%	100.0%	0.0%	100.0%	0.0%
2008	\$1,650,889.00	\$446,951.56	92.2%	92.2%	9.9%	100.0%	0.0%	100.0%	0.0%
2009	\$1,852,011.00	\$650,602.59	91.4%	91.4%	11.5%	100.0%	0.0%	100.0%	0.0%
2010	\$1,782,367.00	\$646,805.12	90.0%	89.9%	13.6%	99.9%	0.0%	99.9%	0.0%
2011	\$1,577,773.00	\$778,526.94	92.8%	82.7%	10.7%	89.9%	0.0%	89.9%	10.0%
2012	\$1,069,063.00	\$768,159.26	94.1%	41.8%	10.0%	47.6%	0.0%	47.6%	52.3%
2013	\$1,057,756.00	\$879,801.41	94.5%	76.1%	10.0%	81.5%	0.0%	81.5%	18.4%
2014	\$1,072,975.00	\$711,261.52	47.5%	36.2%	8.0%	41.1%	0.0%	41.1%	58.8%
2015	\$0.00	\$48,197.04	0.0%	0.0%	0.0%	0.0%	0.0%	0.0%	100.0%
Total	\$36,781,376.00	\$16,533,745.23	91.1%	87.8%	10.3%	95.0%	0.0%	95.0%	4.9%

Public Facilities and Infrastructure

	Create Suitable Living			Provide Decent Housing			Create Economic Opportunities			Total
	Access	Afford	Sustain	Access	Afford	Sustain	Access	Afford	Sustain	
<hr/>										
Number of Persons Assisted										
with new access to a facility	0	0	12,154	0	0	0	0	0	0	12,154
with improved access to a facility	6,390	0	8,774	0	0	0	0	0	0	15,164
with access to a facility that is no longer substandard	7,464	0	4,190	0	0	0	0	0	0	11,654
<hr/>										
Totals :	13,854	0	25,118	0	0	0	0	0	0	38,972

Number of Households Assisted										
with new access to a facility	0	0	0	0	0	0	0	0	0	0
with improved access to a facility	0	0	0		0	0	0	0	0	0
with access to a facility that is no longer substandard	0	0	0	0	0	0	0	0	0	0

Totals :	0	0	0	0	0	0	0	0	0	0

Public Services

	Create Suitable Living			Provide Decent Housing			Create Economic Opportunities			Total
	Access	Afford	Sustain	Access	Afford	Sustain	Access	Afford	Sustain	
<hr/>										
Number of Persons Assisted										
with new (or continuing) access to a service	15,246	0	0	0	0	0	0	0	0	15,246
with improved (or continuing) access to a service	0	0	4,935	0	0	0	0	0	0	4,935
with new access to a service that is no longer substandard	0	0	0	0	0	0	0	0	0	0
<hr/>										
Totals :	15,246	0	4,935	0	0	0	0	0	0	20,181

Create Suitable Living			Provide Decent Housing			Create Economic Opportunities			Total
Access	Afford	Sustain	Access	Afford	Sustain	Access	Afford	Sustain	

Economic Development

[illegible]

[illegible]

[illegible]

[illegible]

Create Suitable Living			Provide Decent Housing			Create Economic Opportunities			Total
Access	Afford	Sustain	Access	Afford	Sustain	Access	Afford	Sustain	

Create Suitable Living			Provide Decent Housing			Create Economic Opportunities			Total
Access	Afford	Sustain	Access	Afford	Sustain	Access	Afford	Sustain	

[illegible]

[illegible]

[illegible][illegible]

Create Suitable Living			Provide Decent Housing			Create Economic Opportunities			Total
Access	Afford	Sustain	Access	Afford	Sustain	Access	Afford	Sustain	

[illegible]

[illegible][illegible][illegible]



U.S. Department of Housing and Urban Development
Office of Community Planning and Development
Integrated Disbursement and Information System
PR91 - ESG Financial Summary
PINELLAS COUNTY, FL
2012

DATE: 12-28-15
TIME: 17:23
PAGE: 1

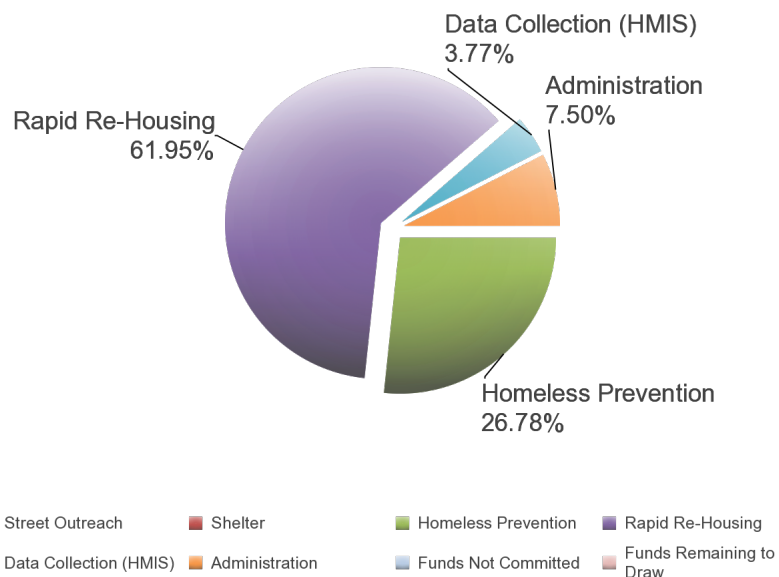
ESG Program Level Summary

Grant Number	Total Grant Amount	Total Funds Committed	Total Funds Available to Commit	% of Grant Funds Not Committed	Grant Funds Drawn	% of Grant Funds Drawn	Available to Draw	% Remaining to Draw
E12UC120018	\$231,768.00	\$231,768.00	\$0.00	0.00%	\$231,768.00	100.00%	\$0.00	0.00%

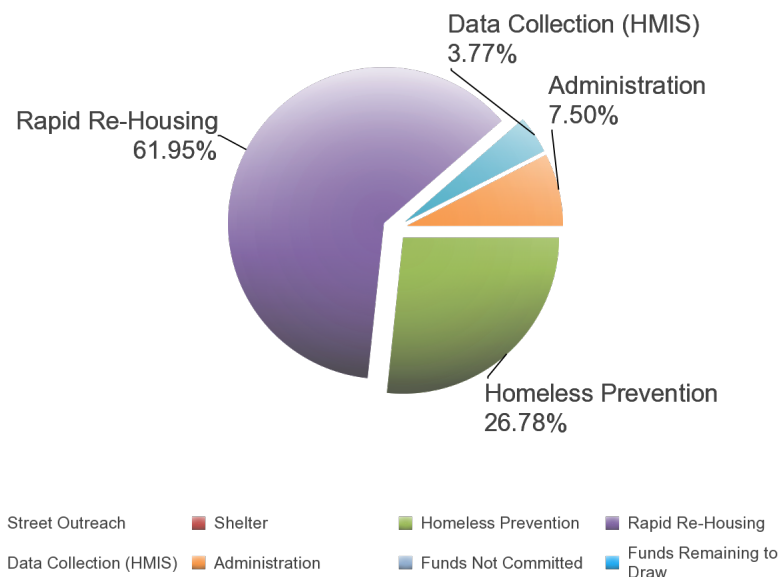
ESG Program Components

Activity Type	Total Committed to Activities	% of Grant Committed	Drawn Amount	% of Grant Drawn
Street Outreach	\$0.00	0.00%	\$0.00	0.00%
Shelter	\$0.00	0.00%	\$0.00	0.00%
Homeless Prevention	\$62,065.10	26.78%	\$62,065.10	26.78%
Rapid Re-Housing	\$143,586.05	61.95%	\$143,586.05	61.95%
Data Collection (HMIS)	\$8,734.25	3.77%	\$8,734.25	3.77%
Administration	\$17,382.60	7.50%	\$17,382.60	7.50%
Funds Not Committed	\$0.00	0.00%	\$0.00	0.00%
Funds Remaining to Draw	\$0.00	0.00%	\$0.00	0.00%
Total	\$231,768.00	100.00%	\$231,768.00	100.00%

Funds Committed



Funds Drawn





U.S. Department of Housing and Urban Development
Office of Community Planning and Development
Integrated Disbursement and Information System
PR91 - ESG Financial Summary
PINELLAS COUNTY, FL
2012

DATE: 12-28-15
TIME: 17:23
PAGE: 2

24-Month Grant Expenditure Deadline

All of the recipient's grant must be expended for eligible activity costs within 24 months after the date HUD signs the grant agreement with the recipient. Expenditure means either an actual cash disbursement for a direct charge for a good or service or an indirect cost or the accrual of a direct charge for a good or service or an indirect cost. This report uses draws in IDIS to measure expenditures. HUD allocated Fiscal Year 2011 ESG funds in two allocations. For FY2011, this Obligation Date is the date of the first allocation. This report does not list the Obligation Date, does not calculate the Expenditure Deadline, and does not track the Days Remaining for the FY 2011 second allocation.

Grant Amount: \$231,768.00

Grant Number	Draws to Date	HUD Obligation Date	Expenditure Deadline	Days Remaining to Meet Requirement Date	Expenditures Required
E12UC120018	\$231,768.00	09/28/2012	09/28/2014	(455)	\$0.00

60% Cap on Emergency Shelter and Street Outreach

The cap refers to the total amount of the recipient's fiscal year grant, allowed for emergency shelter and street outreach activities, is capped at 60 percent. This amount cannot exceed the greater of: (1) 60% of the overall grant for the year; or, (2) the amount of Fiscal Year 2010 ESG funds committed for homeless assistance activities.

Amount Committed to Shelter	Amount Committed to Street Outreach	Total Amount Committed to Shelter and Street Outreach	% Committed to Shelter and Street Outreach	2010 Funds Committed to Homeless Assistance Activities	Total Drawn for Shelter and Street Outreach	% Drawn for Shelter and Street Outreach
\$0.00	\$0.00	\$0.00	0.00%	\$125,101.00	\$0.00	0.00%

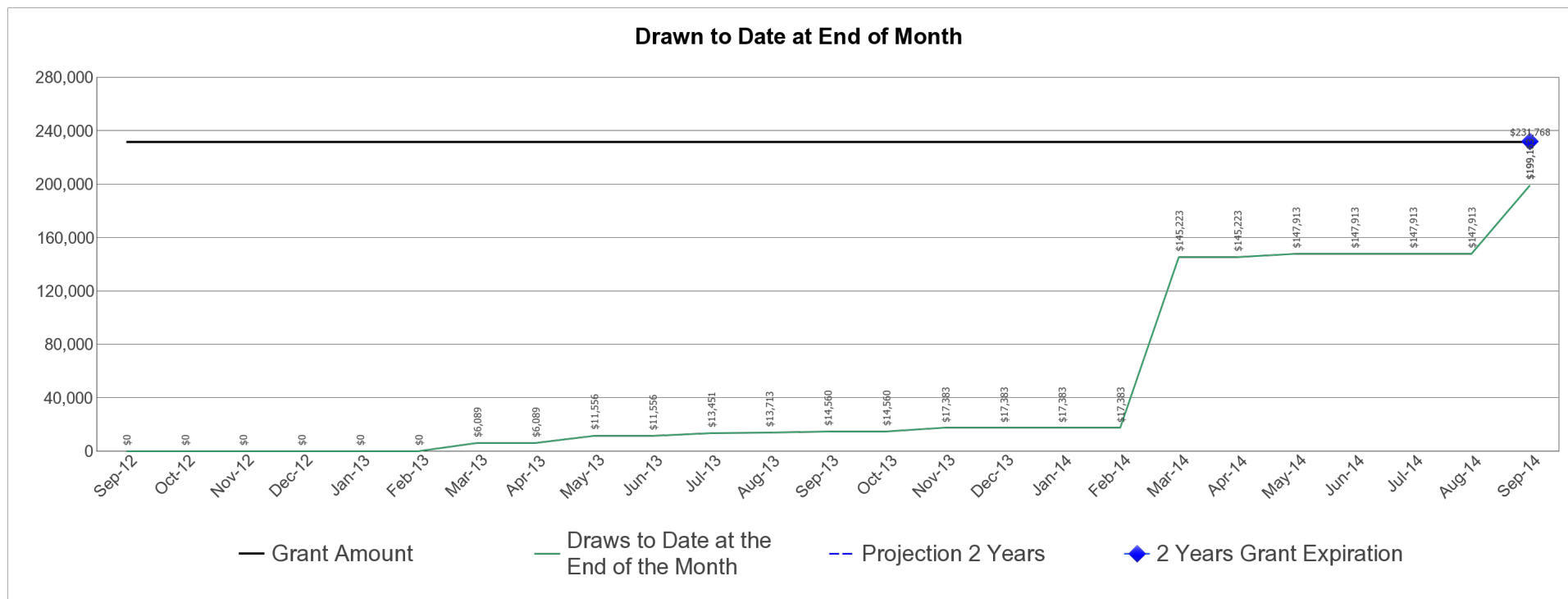


U.S. Department of Housing and Urban Development
Office of Community Planning and Development
Integrated Disbursement and Information System
PR91 - ESG Financial Summary
PINELLAS COUNTY, FL
2012

DATE: 12-28-15
TIME: 17:23
PAGE: 3

ESG Draws By Month (at the total grant level):

Grant Amount: 231,768.00



ESG Draws By Quarter (at the total grant level):

Quarter End Date	Draws for the Quarter	Draws to Date at the End of the Quarter	% Drawn for the Quarter	% Drawn to Date at End of Quarter
09/30/2012	\$0.00	\$0.00	0.00%	0.00%
12/31/2012	\$0.00	\$0.00	0.00%	0.00%
03/31/2013	\$6,089.16	\$6,089.16	2.63%	2.63%
06/30/2013	\$5,466.60	\$11,555.76	2.36%	4.99%
09/30/2013	\$3,004.05	\$14,559.81	1.30%	6.28%
12/31/2013	\$2,822.79	\$17,382.60	1.22%	7.50%
03/31/2014	\$127,840.81	\$145,223.41	55.16%	62.66%
06/30/2014	\$2,689.63	\$147,913.04	1.16%	63.82%
09/30/2014	\$51,250.14	\$199,163.18	22.11%	85.93%



U.S. Department of Housing and Urban Development
Office of Community Planning and Development
Integrated Disbursement and Information System
PR91 - ESG Financial Summary
PINELLAS COUNTY, FL
2012

DATE: 12-28-15
TIME: 17:23
PAGE: 4

ESG Subrecipient Commitments and Draws by Activity Category :

Subrecipient	Activity Type	Committed	Drawn
PINELLAS COUNTY	Homeless Prevention	\$62,065.10	\$62,065.10
	Rapid Re-Housing	\$143,586.05	\$143,586.05
	Data Collection (HMIS)	\$8,734.25	\$8,734.25
	Administration	\$17,382.60	\$17,382.60
	Total	\$231,768.00	\$231,768.00
	Total Remaining to be Drawn		\$0.00
	Percentage Remaining to be Drawn		0.00%



U.S. Department of Housing and Urban Development
Office of Community Planning and Development
Integrated Disbursement and Information System
PR91 - ESG Financial Summary
PINELLAS COUNTY, FL
2012

DATE: 12-28-15
TIME: 17:23
PAGE: 5

ESG Subrecipients by Activity Category

Activity Type	Subrecipient
Homeless Prevention	PINELLAS COUNTY
Rapid Re-Housing	PINELLAS COUNTY
Data Collection (HMIS)	PINELLAS COUNTY
Administration	PINELLAS COUNTY



U.S. Department of Housing and Urban Development
Office of Community Planning and Development
Integrated Disbursement and Information System
PR91 - ESG Financial Summary
PINELLAS COUNTY, FL
2013

DATE: 12-28-15
TIME: 17:23
PAGE: 6

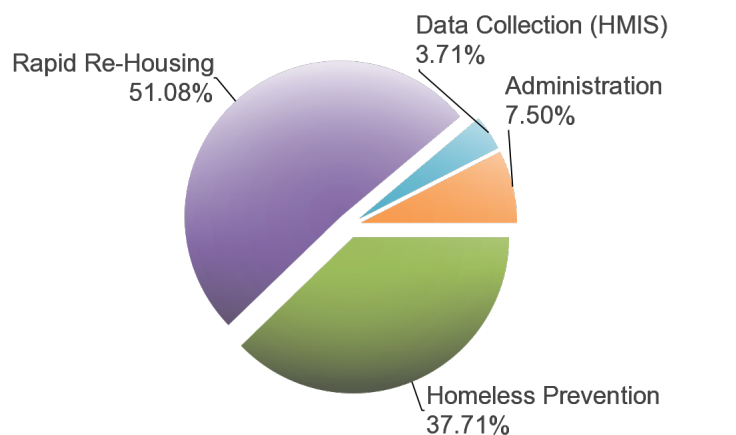
ESG Program Level Summary

Grant Number	Total Grant Amount	Total Funds Committed	Total Funds Available to Commit	% of Grant Funds Not Committed	Grant Funds Drawn	% of Grant Funds Drawn	Available to Draw	% Remaining to Draw
E13UC120018	\$174,337.00	\$174,337.00	\$0.00	0.00%	\$174,337.00	100.00%	\$0.00	0.00%

ESG Program Components

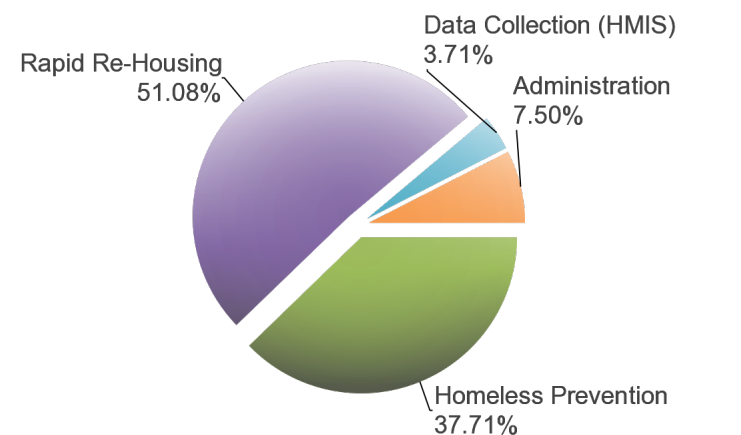
Activity Type	Total Committed to Activities	% of Grant Committed	Drawn Amount	% of Grant Drawn
Street Outreach	\$0.00	0.00%	\$0.00	0.00%
Shelter	\$0.00	0.00%	\$0.00	0.00%
Homeless Prevention	\$65,748.57	37.71%	\$65,748.57	37.71%
Rapid Re-Housing	\$89,051.07	51.08%	\$89,051.07	51.08%
Data Collection (HMIS)	\$6,463.26	3.71%	\$6,463.26	3.71%
Administration	\$13,074.10	7.50%	\$13,074.10	7.50%
Funds Not Committed	\$0.00	0.00%	\$0.00	0.00%
Funds Remaining to Draw	\$0.00	0.00%	\$0.00	0.00%
Total	\$174,337.00	100.00%	\$174,337.00	100.00%

Funds Committed



■ Street Outreach ■ Shelter ■ Homeless Prevention ■ Rapid Re-Housing
■ Data Collection (HMIS) ■ Administration ■ Funds Not Committed ■ Funds Remaining to Draw

Funds Drawn



■ Street Outreach ■ Shelter ■ Homeless Prevention ■ Rapid Re-Housing
■ Data Collection (HMIS) ■ Administration ■ Funds Not Committed ■ Funds Remaining to Draw



U.S. Department of Housing and Urban Development
Office of Community Planning and Development
Integrated Disbursement and Information System
PR91 - ESG Financial Summary
PINELLAS COUNTY, FL
2013

DATE: 12-28-15
TIME: 17:23
PAGE: 7

24-Month Grant Expenditure Deadline

All of the recipient's grant must be expended for eligible activity costs within 24 months after the date HUD signs the grant agreement with the recipient. Expenditure means either an actual cash disbursement for a direct charge for a good or service or an indirect cost or the accrual of a direct charge for a good or service or an indirect cost. This report uses draws in IDIS to measure expenditures. HUD allocated Fiscal Year 2011 ESG funds in two allocations. For FY2011, this Obligation Date is the date of the first allocation. This report does not list the Obligation Date, does not calculate the Expenditure Deadline, and does not track the Days Remaining for the FY 2011 second allocation.

Grant Amount: \$174,337.00

Grant Number	Draws to Date	HUD Obligation Date	Expenditure Deadline	Days Remaining to Meet Requirement Date	Expenditures Required
E13UC120018	\$174,337.00	09/18/2013	09/18/2015	(100)	\$0.00

60% Cap on Emergency Shelter and Street Outreach

The cap refers to the total amount of the recipient's fiscal year grant, allowed for emergency shelter and street outreach activities, is capped at 60 percent. This amount cannot exceed the greater of: (1) 60% of the overall grant for the year; or, (2) the amount of Fiscal Year 2010 ESG funds committed for homeless assistance activities.

Amount Committed to Shelter	Amount Committed to Street Outreach	Total Amount Committed to Shelter and Street Outreach	% Committed to Shelter and Street Outreach	2010 Funds Committed to Homeless Assistance Activities	Total Drawn for Shelter and Street Outreach	% Drawn for Shelter and Street Outreach
\$0.00	\$0.00	\$0.00	0.00%	\$125,101.00	\$0.00	0.00%

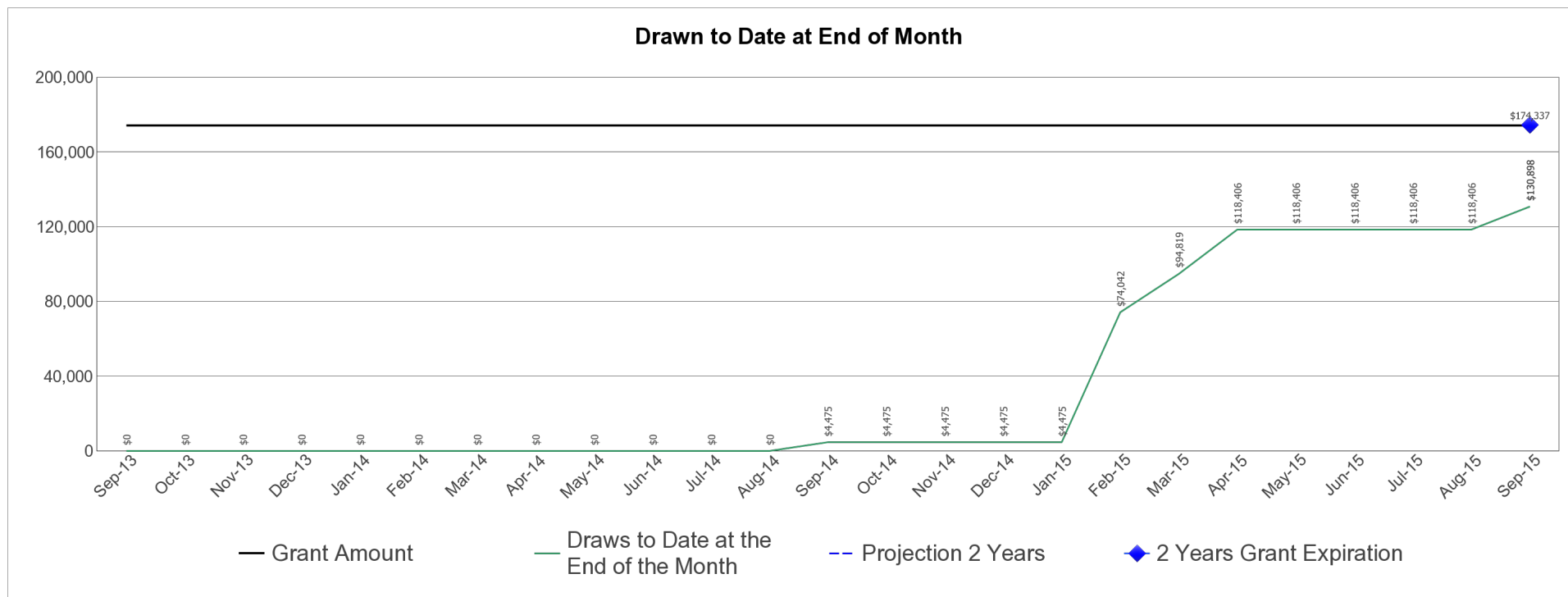


U.S. Department of Housing and Urban Development
Office of Community Planning and Development
Integrated Disbursement and Information System
PR91 - ESG Financial Summary
PINELLAS COUNTY, FL
2013

DATE: 12-28-15
TIME: 17:23
PAGE: 8

ESG Draws By Month (at the total grant level):

Grant Amount: 174,337.00



ESG Draws By Quarter (at the total grant level):

Quarter End Date	Draws for the Quarter	Draws to Date at the End of the Quarter	% Drawn for the Quarter	% Drawn to Date at End of Quarter
09/30/2013	\$0.00	\$0.00	0.00%	0.00%
12/31/2013	\$0.00	\$0.00	0.00%	0.00%
03/31/2014	\$0.00	\$0.00	0.00%	0.00%
06/30/2014	\$0.00	\$0.00	0.00%	0.00%
09/30/2014	\$4,475.02	\$4,475.02	2.57%	2.57%
12/31/2014	\$0.00	\$4,475.02	0.00%	2.57%
03/31/2015	\$90,343.76	\$94,818.78	51.82%	54.39%
06/30/2015	\$23,587.68	\$118,406.46	13.53%	67.92%
09/30/2015	\$12,491.79	\$130,898.25	7.17%	75.08%



U.S. Department of Housing and Urban Development
Office of Community Planning and Development
Integrated Disbursement and Information System
PR91 - ESG Financial Summary
PINELLAS COUNTY, FL
2013

DATE: 12-28-15
TIME: 17:23
PAGE: 9

ESG Subrecipient Commitments and Draws by Activity Category :

Subrecipient	Activity Type	Committed	Drawn
PINELLAS COUNTY	Homeless Prevention	\$65,748.57	\$65,748.57
	Rapid Re-Housing	\$89,051.07	\$89,051.07
	Data Collection (HMIS)	\$6,463.26	\$6,463.26
	Administration	\$13,074.10	\$13,074.10
	Total	\$174,337.00	\$174,337.00
	Total Remaining to be Drawn		\$0.00
	Percentage Remaining to be Drawn		0.00%



U.S. Department of Housing and Urban Development
Office of Community Planning and Development
Integrated Disbursement and Information System
PR91 - ESG Financial Summary
PINELLAS COUNTY, FL
2013

DATE: 12-28-15
TIME: 17:23
PAGE: 10

ESG Subrecipients by Activity Category

Activity Type	Subrecipient
Homeless Prevention	PINELLAS COUNTY
Rapid Re-Housing	PINELLAS COUNTY
Data Collection (HMIS)	PINELLAS COUNTY
Administration	PINELLAS COUNTY



U.S. Department of Housing and Urban Development
Office of Community Planning and Development
Integrated Disbursement and Information System
PR91 - ESG Financial Summary
PINELLAS COUNTY, FL
2014

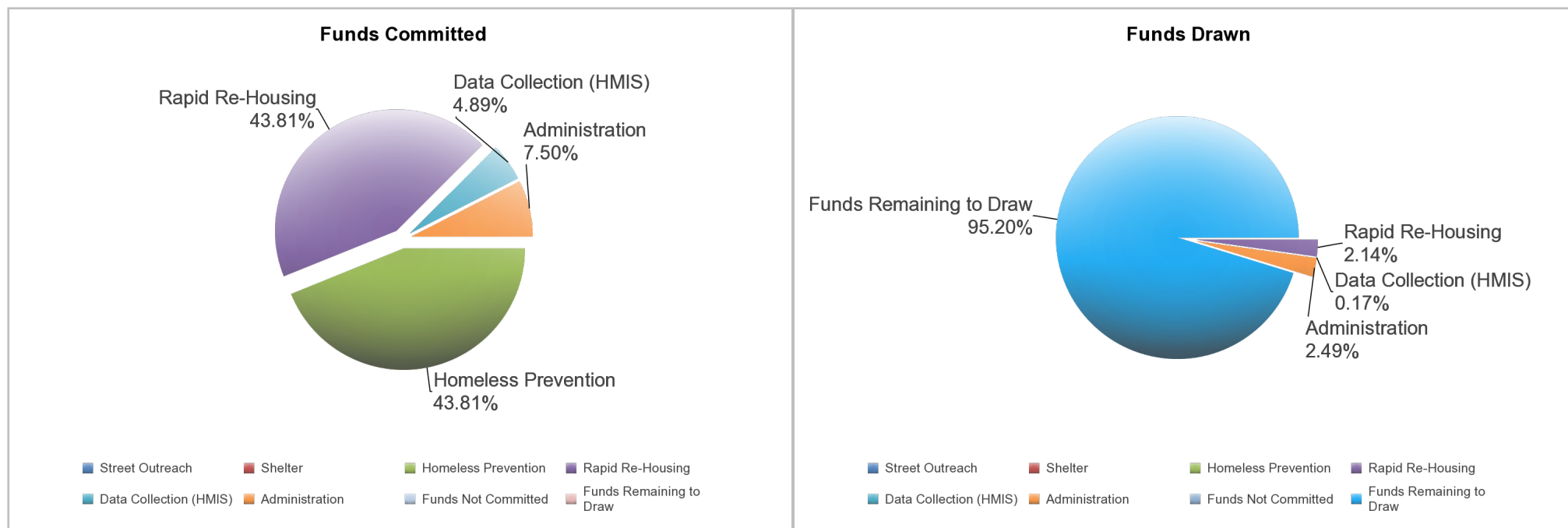
DATE: 12-28-15
TIME: 17:23
PAGE: 11

ESG Program Level Summary

Grant Number	Total Grant Amount	Total Funds Committed	Total Funds Available to Commit	% of Grant Funds Not Committed	Grant Funds Drawn	% of Grant Funds Drawn	Available to Draw	% Remaining to Draw
E14UC120018	\$204,549.00	\$204,549.00	\$0.00	0.00%	\$9,811.85	4.80%	\$194,737.15	95.20%

ESG Program Components

Activity Type	Total Committed to Activities	% of Grant Committed	Drawn Amount	% of Grant Drawn
Street Outreach	\$0.00	0.00%	\$0.00	0.00%
Shelter	\$0.00	0.00%	\$0.00	0.00%
Homeless Prevention	\$89,604.00	43.81%	\$0.00	0.00%
Rapid Re-Housing	\$89,604.00	43.81%	\$4,369.43	2.14%
Data Collection (HMIS)	\$10,000.00	4.89%	\$355.97	0.17%
Administration	\$15,341.00	7.50%	\$5,086.45	2.49%
Funds Not Committed	\$0.00	0.00%	\$0.00	0.00%
Funds Remaining to Draw	\$0.00	0.00%	\$194,737.15	95.20%
Total	\$204,549.00	100.00%	\$204,549.00	100.00%





U.S. Department of Housing and Urban Development
Office of Community Planning and Development
Integrated Disbursement and Information System
PR91 - ESG Financial Summary
PINELLAS COUNTY, FL
2014

DATE: 12-28-15
TIME: 17:23
PAGE: 12

24-Month Grant Expenditure Deadline

All of the recipient's grant must be expended for eligible activity costs within 24 months after the date HUD signs the grant agreement with the recipient. Expenditure means either an actual cash disbursement for a direct charge for a good or service or an indirect cost or the accrual of a direct charge for a good or service or an indirect cost. This report uses draws in IDIS to measure expenditures. HUD allocated Fiscal Year 2011 ESG funds in two allocations. For FY2011, this Obligation Date is the date of the first allocation. This report does not list the Obligation Date, does not calculate the Expenditure Deadline, and does not track the Days Remaining for the FY 2011 second allocation.

Grant Amount: **\$204,549.00**

Grant Number	Draws to Date	HUD Obligation Date	Expenditure Deadline	Days Remaining to Meet Requirement Date	Expenditures Required
E14UC120018	\$9,811.85	11/03/2014	11/03/2016	312	\$194,737.15

60% Cap on Emergency Shelter and Street Outreach

The cap refers to the total amount of the recipient's fiscal year grant, allowed for emergency shelter and street outreach activities, is capped at 60 percent. This amount cannot exceed the greater of: (1) 60% of the overall grant for the year; or, (2) the amount of Fiscal Year 2010 ESG funds committed for homeless assistance activities.

Amount Committed to Shelter	Amount Committed to Street Outreach	Total Amount Committed to Shelter and Street Outreach	% Committed to Shelter and Street Outreach	2010 Funds Committed to Homeless Assistance Activities	Total Drawn for Shelter and Street Outreach	% Drawn for Shelter and Street Outreach
\$0.00	\$0.00	\$0.00	0.00%	\$125,101.00	\$0.00	0.00%

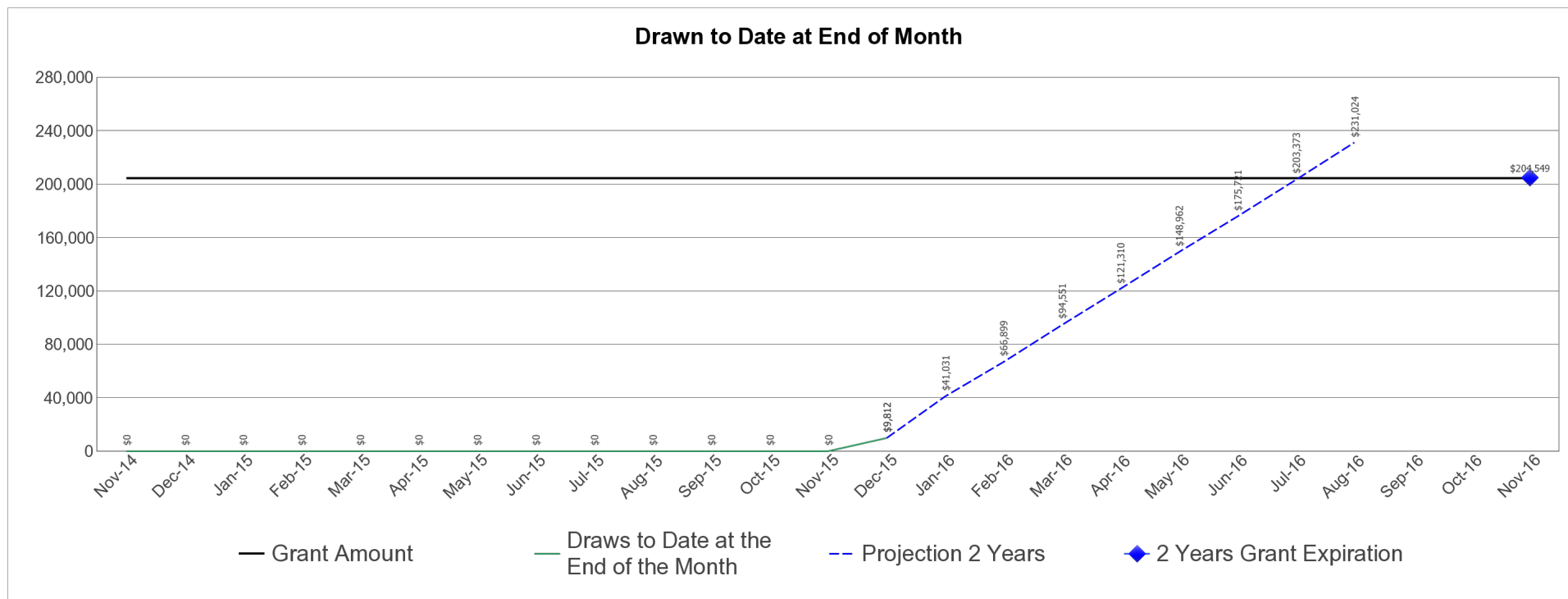


U.S. Department of Housing and Urban Development
Office of Community Planning and Development
Integrated Disbursement and Information System
PR91 - ESG Financial Summary
PINELLAS COUNTY, FL
2014

DATE: 12-28-15
TIME: 17:23
PAGE: 13

ESG Draws By Month (at the total grant level):

Grant Amount: 204,549.00



ESG Draws By Quarter (at the total grant level):

Quarter End Date	Draws for the Quarter	Draws to Date at the End of the Quarter	% Drawn for the Quarter	% Drawn to Date at End of Quarter
12/31/2014	\$0.00	\$0.00	0.00%	0.00%
03/31/2015	\$0.00	\$0.00	0.00%	0.00%
06/30/2015	\$0.00	\$0.00	0.00%	0.00%
09/30/2015	\$0.00	\$0.00	0.00%	0.00%
12/31/2015	\$9,811.85	\$9,811.85	4.80%	4.80%



U.S. Department of Housing and Urban Development
Office of Community Planning and Development
Integrated Disbursement and Information System
PR91 - ESG Financial Summary
PINELLAS COUNTY, FL
2014

DATE: 12-28-15
TIME: 17:23
PAGE: 14

ESG Subrecipient Commitments and Draws by Activity Category :

Subrecipient	Activity Type	Committed	Drawn
PINELLAS COUNTY	Homeless Prevention	\$89,604.00	\$0.00
	Rapid Re-Housing	\$89,604.00	\$4,369.43
	Data Collection (HMIS)	\$10,000.00	\$355.97
	Administration	\$15,341.00	\$5,086.45
	Total	\$204,549.00	\$9,811.85
	Total Remaining to be Drawn		\$194,737.15
	Percentage Remaining to be Drawn		95.20%



U.S. Department of Housing and Urban Development
Office of Community Planning and Development
Integrated Disbursement and Information System
PR91 - ESG Financial Summary
PINELLAS COUNTY, FL
2014

DATE: 12-28-15
TIME: 17:23
PAGE: 15

ESG Subrecipients by Activity Category

Activity Type	Subrecipient
Homeless Prevention	PINELLAS COUNTY
Rapid Re-Housing	PINELLAS COUNTY
Data Collection (HMIS)	PINELLAS COUNTY
Administration	PINELLAS COUNTY