
**PINELLAS COUNTY, FLORIDA
CONSORTIUM**

**CONSOLIDATED ANNUAL PERFORMANCE
AND EVALUATION REPORT**

2013-2014 PROGRAM YEAR

Prepared for: Pinellas County Board of County Commissioners
By: Pinellas County Community Revitalization
600 Cleveland Street, Suite 800
Clearwater, FL 33755



December 29, 2014

FOURTH Program Year CAPER

Pinellas County Consortium, Florida

Table of Contents

CR-05 Goals and Outcomes	1
CR-10 Racial and Ethnic Composition	6
CR-15 Resources and Investments	7
CR-20 Affordable Housing	12
CR-25 Homeless and Other Special Needs	14
CR-30 Public Housing	17
CR-35 Other Actions	18
CR-40 Monitoring	25
CR-45 CDBG	26
CR-50 HOME	27
CR-60 ESG Subrecipient Information	29
CR-65 Persons Assisted ESG	31
CR-70 Assistance Provided and Outcomes ESG	34
CR-75 Expenditures ESG	35

Attachments

- Attachment 1: Attachment A – Fair Housing Impediments
- Attachment 2: PR 26 CDBG Financial Summary
- Attachment 3: HOME Reports – HOME Match/Section 3/APR
- Attachment 4: CDBG Section 3
- Attachment 5: Additional IDIS Reports

CR-05 - Goals and Outcomes

Progress the jurisdiction has made in carrying out its strategic plan and its action plan. 91.520(a)

This could be an overview that includes major initiatives and highlights that were proposed and executed throughout the program year.

Pinellas County successfully completed the fourth year of the County's Five-Year Consolidated Plan period for the Community Development Block Grant (CDBG), HOME Investment Partnership (HOME) and Emergency Solutions Grant (ESG) Programs.

This Consolidated Annual Performance and Evaluation Report (CAPER) cover the period from October 1, 2013 to September 30, 2014. Projects completed during the 2013-2014 fiscal year helped to meet the goals and objectives identified in the County's Annual Action Plan. During the fiscal year, Federal resources were utilized throughout the community for a variety of housing and community development activities to address the following objectives of the 2011-2015 Consolidated Plan: sustainability and availability/accessibility of a suitable living environment and increased accessibility and affordability to decent housing. Improvements to public infrastructure and facilities located in low- to moderate-income neighborhoods and blighted areas through projects including Religious Community Services' Outreach Center construction, the City of Dunedin's Streetscape and Sidewalk project, Joe's Creek Greenway Park Improvements, code enforcement in Lealman, and public service funding to the Omni Center and Directions for Living have made a significant difference to residents of Pinellas County.

Pinellas County is designated an Urban County for CDBG and ESG program funds. The Urban County consists of all unincorporated areas of the County and the 20 municipalities participating in the County's program. Pinellas County is the lead entity of the Pinellas County Consortium for HOME program funds. The Consortium consists of the jurisdictions of Pinellas County, acting in its capacity as an Urban County, and the City of Largo.

Comparison of the proposed versus actual outcomes for each outcome measure submitted with the consolidated plan and explain, if applicable, why progress was not made toward meeting goals and objectives. 91.520(g) Categories, priority levels, funding sources and amounts, outcomes/objectives, goal outcome indicators, units of measure, targets, actual outcomes/outputs, and percentage completed for each of the grantee's program year goals.

Goal	Category	Source / Amount	Indicator	Unit of Measure	Expected Strategic Plan	Actual Strategic Plan	Percent Complete	Expected Program Year	Actual Program Year	Percent Complete
Specific Community Development Objectives										
CD #1	Non-Housing Community Development	CDBG: \$235,000	Public Facility or Infrastructure Activities other than Low/ Moderate Income Housing Benefit	Persons Assisted		0		1,250	4,324	345.92%
CD #1	Non-Housing Community Development	CDBG: \$235,000	Other	Other	8	5	62.50%		0	
CD #2	Non-Housing Community Development	CDBG: \$579,277	Public Facility or Infrastructure Activities other than Low/Moderate Income Housing Benefit	Persons Assisted	10,000	23,650	236.50%	15,600	7,800	50.00%
CD #3	Non-Housing Community Development	CDBG: \$80,000	Other	Other	10	3	30.00%	1,500	10,410	694.00%
CD #4	Non-Housing Community Development	CDBG: \$25,000	Public Facility or Infrastructure Activities other than Low/Moderate Income Housing Benefit	Persons Assisted		0		3,155	3,155	100.00%
CD #4	Non-Housing Community Development	CDBG: \$25,000	Other	Other	3	0	0.00%		0	
CD #5	Non-Housing Community Development	CDBG: \$50,000	Other	Other	5	8	160.00%	3	0	0.00%
CD #6	Non-Housing Community Development	CDBG: \$205,500	Public Facility or Infrastructure Activities other than Low/Moderate Income Housing Benefit	Persons Assisted		0		9874	9874	100.00%
CD #6	Non-Housing Community Development	CDBG: \$205,500	Other	Other	3	19	633.33%		0	
CD #7	Non-Housing Community Development									
CD #8	Non-Housing Community Development		Other	Other	10	5	50.00%		0	

Goal	Category	Source / Amount	Indicator	Unit of Measure	Expected Strategic Plan	Actual Strategic Plan	Percent Complete	Expected Program Year	Actual Program Year	Percent Complete
Specific Homeless Objectives										
HM #1	Homeless		Overnight/Emergency Shelter/Transitional Housing Beds added	Beds	30	0	0.00%		0	
HM #2	Homeless		Overnight/Emergency Shelter/Transitional Housing Beds added	Beds	30	0	0.00%		0	
HM #3	Homeless	CDBG: \$300,000	Public Facility or Infrastructure Activities other than Low/Moderate Income Housing Benefit	Persons Assisted		0		10,000	18,544	185.44%
HM #3	Homeless	CDBG: \$300,000	Overnight/Emergency Shelter/Transitional Housing Beds added	Beds	10	1	10.00%		0	
HM #4	Homeless	CDBG: \$117,000	Public service activities other than Low/Moderate Income Housing Benefit	Persons Assisted		0		425	592	139.29%
HM #4	Homeless	CDBG: \$117,000	Other	Other	5	1	20.00%		0	
HM #5	Homeless		Other	Other	10	3	30.00%		0	
HM #6	Homeless	ESG: \$161,262	Tenant-based rental assistance / Rapid Rehousing	Households Assisted		0		25	44	176.00%
HM #6	Homeless	ESG: \$161,262	Homelessness Prevention	Persons Assisted		0		25	22	88.00%
Specific Housing Objectives										
HSG #1	Affordable Housing	HOME: \$1,004,440	Rental units constructed	Household Housing Unit	75	140	186.67%	20	107	535.00%
HSG #2	Affordable Housing	CDBG: \$202,527 / HOME: \$150,000	Rental units rehabilitated	Household Housing Unit	50	147	294.00%	10	45	450.00%
HSG #3	Affordable Housing	HOME: \$137,540	Homeowner Housing Rehabilitated	Household Housing Unit	50	171	342.00%	2	9	450.00%

Goal	Category	Source / Amount	Indicator	Unit of Measure	Expected Strategic Plan	Actual Strategic Plan	Percent Complete	Expected Program Year	Actual Program Year	Percent Complete
HSG #4	Affordable Housing		Homeowner Housing Rehabilitated	Household Housing Unit	50	0	0.00%		0	
HSG #5	Affordable Housing	CDBG: \$300,000 / HOME: \$200,000	Direct Financial Assistance to Homebuyers	Households Assisted	100	166	166.00%	14	27	192.86%
HSG #6	Affordable Housing		Homeowner Housing Added	Household Housing Unit	50	31	62.00%		0	
HSG #7	Affordable Housing	SHIP: \$490,000	Other	Other	1,500	7,936	529.07%	500	1309	261.80%
Specific Special Needs Objectives										
SN # 1	Non-Homeless Special Needs		Other	Other	2	1	50.00%		0	
SN #2	Non-Homeless Special Needs		Other	Other	2	9	450.00%		0	
SN #3	Non-Homeless Special Needs		Public service activities other than Low/Moderate Income Housing Benefit	Persons Assisted	150	86	57.33%		0	
SN #4	Non-Homeless Special Needs		Rental units constructed	Household Housing Unit	30	75	250.00%		0	

Table 1 - Accomplishments – Program Year & Strategic Plan to Date

Assess how the jurisdiction's use of funds, particularly CDBG, addresses the priorities and specific objectives identified in the plan, giving special attention to the highest priority activities identified.

All projects funded with Federal funds during the reporting supported meeting the objectives identified in the 2011-2015 Consolidated Plan: sustainability and availability/accessibility of a suitable living environment and increased accessibility and affordability to decent housing principally for low and moderate-income persons. During FY 13/14, CDBG funds were used to address the high priority needs of providing affordable housing, supportive facilities/housing and addressing holistic physical revitalization/redevelopment in the urban county. Several projects identified in the FY 13/14 Action Plan are still underway and will be completed in the next fiscal year. These projects include:

- Lealman Fire Hydrant Installation – delayed; activity is currently on the list of projects for City that supplies water to the community.
- City of Oldsmar Street Resurfacing Project – alternate activity selected towards the end of the fiscal year to receive funding due to other cancelled activities.
- City of Indian Rocks Beach Sidewalk Project – alternate activity selected towards the end of the fiscal year to receive funding due to other cancelled activities.
- Dansville Neighborhood Revitalization Area Activities (prior year funding) – Ongoing neighborhood revitalization projects, including housing construction, delayed due to nation-wide housing market factors.

Several projects identified for funding in the FY 13/14 Action Plan have been cancelled. These projects include:

- Lealman Land Acquisition for Stormwater Retention - cancelled due to the County being unable to successfully negotiate the acquisition of properties necessary for the major storm water improvement project.
- Clearance and Demolition – no applications received.
- Owner Housing Preservation – activities were funded using State funding.
- Homeownership Opportunities – Direct Homeownership Assistance - activities were funded using State funding.

The actual expenditures for each priority need during FY 13/14 were fairly consistent with those proposed in the Annual Action Plan and with the identified objectives. Affordable housing and infrastructure projects often span multiple reporting periods, thus no funds are expended and the activities are carried over into subsequent fiscal years. Additionally neighborhood revitalization activities funded with CDBG can carry over into multiple fiscal years where additional funds are added each year. These multiple year activities will be reported in a future CAPER when the activities are completed.

CR-10 - Racial and Ethnic composition of families assisted

Describe the families assisted (including the racial and ethnic status of families assisted). 91.520(a)

	CDBG	HOME	ESG
White	15,481	35	39
Black or African American	5,280	16	100
Asian	160	0	0
American Indian or American Native	16	0	0
Native Hawaiian or Other Pacific Islander	27	0	4
Total	20,964	51	143
Hispanic	2,413	1	14
Not Hispanic	18,551	50	129

Table 2 – Table of assistance to racial and ethnic populations by source of funds

Narrative

In FY 13/14, CDBG funded public service and public facility activities served a total of 22,868 persons and housing activities served a total of 48 households. Following are the racial and ethnic status of the program participants: White - 15,481 (67.6%); Black or African American - 5,280 (23%); Asian - 160 (0.7%); American Indian or Alaskan Native - 16 (0.1%); Native Hawaiian or Other Pacific Islander - 27 (0.1%); Other Multi-Racial - 1,951 (8.5%). Additionally, 2,436 of the program participants, or 10.6% of the total program participants, were Hispanic. Please note the CDBG data included in the chart above does not include the 1,952 participants who identified their racial status as Black or African American and White (1,951) or Other Multi-Racial (1) and Non-Hispanic.

The income demographics for the CDBG families assisted are as follows: Extremely Low Income (0-30% AMI) - 12,418 (54.3%); Very Low Income (31-50% AMI) - 5,370 (23.5%); Low Income (51-80% AMI) - 4,821 (21.1%); and Moderate Income (80%+ AMI) - 259 (1.1%).

In FY 13/14, HOME funded housing activities served a total of 55 households. Following are the racial and ethnic status of the program participants: White - 35 (63.7%); Black or African American - 16 (29.1%); Asian and White - 1 (1.8%); Black or African American and White - 1 (1.8%); Other Multi-Racial - 2 (3.6%). Additionally, 1 of the program participants (Asian and White household), or 1.8% of the total program participants, was Hispanic. Please note the HOME data included in the chart above does not include the 4 participants who identified their racial status as Asian and White (1), Black or African American and White (1) or Other Multi-Racial (2), including 1 Hispanic and 3 Non-Hispanic.

The income demographics for the HOME families assisted are as follows: Extremely Low Income (0-30% AMI) - 19 (34.5%); Very Low Income (31-50% AMI) - 17 (31%); and Low Income (51-80% AMI) - 19 (34.5%).

In FY 13/14, the ESG funded Community Housing Assistance Program served a total of 66 individuals and/or households that consisted of a total of 162 persons. Following are the racial and ethnic status of the program

participants: White - 39 (24.1%); Black or African American - 100 (61.7%); Native Hawaiian or Other Pacific Islander - 4 (2.5%); Asian and White - 3 (1.9%); Black or African American and White - 12 (7.4%); American Indian or Alaska Native & Black or African American - 2 (1.2%); Other Multi-Racial - 2 (1.5%). Additionally, 23 of the program participants, or 14.2% of the total program participants, were Hispanic. Please note the ESG data included in the chart above does not include the 19 participants who identified their racial status as Asian and White, Black or African American and White, American Indian or Alaska Native & Black or African American, and Other Multi-Racial Asian, 9 of which were identified as Hispanic.

In FY 13/14, NSP and State and local funded housing activities served a total of 114 households. Following are the racial and ethnic status of the program participants: White - 71 (62.2%); Black or African American - 28 (24.6%); Asian and White - 2 (1.8%); Other Multi-Racial - 13 (11.4%). Additionally, 14 of the program participants, or 12.3% of the total program participants, were Hispanic.

The income demographics for the NSP/State/local families assisted are as follows: Extremely Low Income (0-30% AMI) - 7 (6.1%); Very Low Income (31-50% AMI) - 14 (12.3%); Low Income (51-80% AMI) - 21 (18.4%); Moderate Income (81-120% AMI) - 64 (56.1%) and Middle Income (120%+ AMI) - 8 (7.1%).

CR-15 - Resources and Investments 91.520(a)

Identify the resources made available

Source of Funds	Source	Resources Made Available	Amount Expended During Program Year
CDBG		2,617,880	1,881,327
HOME		1,657,756	2,244,773
ESG		174,337	183,440
Other	SHIP	490,000	1,090,374

Table 3 - Resources Made Available

Narrative

During the fiscal year, Pinellas County had a total of \$4,831,262 in Federal CDBG, HOME and ESG program funding available to fund eligible housing and community development activities in low- and moderate-income and slum and blighted areas, and to fund local agencies that provide services that assist low- and moderate-income residents throughout the County. The funding consisted of \$3,749,973 in new entitlement funding through the CDBG, HOME, and ESG programs and \$1,081,289 in program income generated from previously funded CDBG and HOME program activities. The County also had a total of \$1,051,095 in Neighborhood Stabilization Program (Rounds 1, 2 and 3) available for eligible housing related activities. Additionally, Pinellas County had a total of \$1,859,591 in Florida State Housing Initiatives Partnership (SHIP) program and local Housing Trust Funds available to assist in addressing the housing needs in the County.

Identify the geographic distribution and location of investments

Target Area	Planned Percentage of Allocation	Actual Percentage of Allocation	Narrative Description
Dansville Redevelopment Area	1	2	Funds for activities supporting redevelopment and revitalization of the Dansville Redevelopment Area
Greater Ridgecrest Area	9	10	Funds for activities supporting redevelopment and revitalization of the Greater Ridgecrest Area

Table 4 – Identify the geographic distribution and location of investments

Narrative

During the fiscal year, the County expended 2% of the overall CDBG entitlement allocation on activities in the Dansville Neighborhood Revitalization Area; 11% of the overall CDBG entitlement allocation on activities in the Greater Ridgecrest Neighborhood Revitalization Area; and 13% on activities in the Lealman Target Area.

Redevelopment and revitalization funds are directed to County targeted areas, including two HUD approved Neighborhood Revitalization Strategy Areas (NRSA) and the Lealman Target Area. Funds are also used to support redevelopment activities in cooperating cities. All areas are either principally low/moderate income as determined through HUD generated Low and Moderate Income Summary Data or slum/blight areas as designated by the local government.

Housing programs are available throughout the Urban County, with a focus on areas with a concentration of older housing, as well as on special targeted areas. The County encourages mixed-income developments. For activities involving homeless or special needs, the emphasis continues to be cooperation with other entitlement communities in the County to ensure that those in need within all areas of the County are served (while ensuring that the project sponsor or sub-grantee is serving Urban County residents).

Leveraging

Explain how federal funds leveraged additional resources (private, state and local funds), including a description of how matching requirements were satisfied, as well as how any publicly owned land or property located within the jurisdiction that were used to address the needs identified in the plan.

The County expended \$4,446,336 of Federal HOME and CDBG funds during the fiscal year on completed housing, public service, public facility and public infrastructure related activities. Additionally, the County expended \$1,059,003 of local HTF and HFA funds for completed housing program activities. These projects leveraged \$31,117,626 in community funding.

Pinellas County continues to leverage Federal funds through the use of other public and private resources. The County's annual application cycle emphasizes the need to leverage Federal funds with local funds in order to meet more of the needs within the community. Annual allocations and program income generated through the State of Florida's State Housing Initiatives Partnership (SHIP) program and program income generated through the County's locally funded Housing Trust Fund (HTF) program provide public leveraging. The County also leverages Federal funds through the use of Housing Finance Authority of Pinellas County (HFA) single family and multifamily mortgage revenue bonds and the Federal LIHTC. Private lenders also provide leveraging through primary loans on homeownership activities and rental development.

Matching requirements of the HOME program are satisfied primarily with State of Florida SHIP funds and also with Pinellas County's Housing Trust Fund. Matching requirements of the ESG program were satisfied with County General Funds on activities benefitting homeless individuals and families. No new match was contributed during FY 13/14.

Pinellas County also has limited land available to create additional affordable units within the Consortium. In 2007, the County authorized the Housing Finance Authority to utilize land trusts to help facilitate the ownership and development of affordable housing projects in Pinellas County. The HFA established the Bright Community Trust (formerly known as the Pinellas Community Housing Foundation) as trustee for the land trusts. The Bright Community Trust currently has twenty distinct land trusts located throughout the County that include 544 permanently affordable housing units. This diverse portfolio represents 480 rental units and 64 ownership units that consist of 49 single-family and 15 townhome units that will be permanently affordable for low-income households in Pinellas County.

Additionally, Pinellas County owns property in the Greater Ridgecrest Neighborhood Revitalization Strategy Area (NRSA), which houses the Greater Ridgecrest Branch YMCA. The Y administers a comprehensive recreation program for the residents of the surrounding Greater Ridgecrest Area, low- and moderate-income neighborhoods. The Y serves three crucial areas of focus to help residents with youth development; healthy living; and social responsibility. The Y also serves other Y school age programs, Ridgecrest Elementary School, and Indian Rocks Christian School, by providing access to the pool and gym. For community residents, the Y serves as an affordable rental venue for private community events. The Greater Ridgecrest Branch of the YMCA of the Suncoast is guided by an advisory board with 100% of its membership being residents of the community or persons whose principal place of business is in the community.

Fiscal Year Summary – HOME Match	
1. Excess match from prior Federal fiscal year	\$2,278,903
2. Match contributed during current Federal fiscal year	0
3. Total match available for current Federal fiscal year (Line 1 plus Line 2)	\$2,278,903
4. Match liability for current Federal fiscal year	\$246,379
5. Excess match carried over to next Federal fiscal year (Line 3 minus Line 4)	\$2,032,524

Table 5 – Fiscal Year Summary - HOME Match Report

Match Contribution for the Federal Fiscal Year
No new Match contributed during FY 13/14.

Table 6 – Match Contribution for the Federal Fiscal Year

HOME MBE/WBE report

Program Income – Enter the program amounts for the reporting period				
Balance on hand at begin-ning of reporting period \$	Amount received during reporting period \$	Total amount expended during reporting period \$	Amount expended for TBRA \$	Balance on hand at end of reporting period \$
0	879,801	879,801	0	0

Table 7 – Program Income

Minority Business Enterprises and Women Business Enterprises – Indicate the number and dollar value of contracts for HOME projects completed during the reporting period						
	Total	Minority Business Enterprises				White Non-Hispanic
		Alaskan Native or American Indian	Asian or Pacific Islander	Black Non-Hispanic	Hispanic	
Contracts						
Dollar Amount	0	0	0	0	0	0
Number	0	0	0	0	0	0
Sub-Contracts						
Number	0	0	0	0	0	0
Dollar Amount	0	0	0	0	0	0
	Total	Women Business Enterprises	Male			
Contracts						
Dollar Amount	0	0	0			
Number	0	0	0			
Sub-Contracts						
Number	0	0	0			
Dollar Amount	0	0	0			

Table 8 – Minority Business and Women Business Enterprises

Minority Owners of Rental Property – Indicate the number of HOME assisted rental property owners and the total amount of HOME funds in these rental properties assisted						
	Total	Minority Property Owners				White Non-Hispanic
		Alaskan Native or American Indian	Asian or Pacific Islander	Black Non-Hispanic	Hispanic	
Number	0	0	0	0	0	0
Dollar Amount	0	0	0	0	0	0

Table 9 – Minority Owners of Rental Property

Relocation and Real Property Acquisition – Indicate the number of persons displaced, the cost of relocation payments, the number of parcels acquired, and the cost of acquisition						
Parcels Acquired		0	0			
Businesses Displaced		0	0			
Nonprofit Organizations Displaced		0	0			
Households Temporarily Relocated, not Displaced		0	0			
Households Displaced	Total	Minority Property Enterprises				White Non-Hispanic
		Alaskan Native or American Indian	Asian or Pacific Islander	Black Non-Hispanic	Hispanic	
Number	0	0	0	0	0	0
Cost	0	0	0	0	0	0

Table 10 – Relocation and Real Property Acquisition

CR-20 - Affordable Housing 91.520(b)

Evaluation of the jurisdiction's progress in providing affordable housing, including the number and types of families served, the number of extremely low-income, low-income, moderate-income, and middle-income persons served.

	One-Year Goal	Actual
Number of Homeless households to be provided affordable housing units	50	14
Number of Non-Homeless households to be provided affordable housing units	46	252
Number of Special-Needs households to be provided affordable housing units	0	17
Total	96	283

Table 11 – Number of Households

	One-Year Goal	Actual
Number of households supported through Rental Assistance	50	66
Number of households supported through The Production of New Units	20	136
Number of households supported through Rehab of Existing Units	12	54
Number of households supported through Acquisition of Existing Units	14	27
Total	96	283

Table 12 – Number of Households Supported

Discuss the difference between goals and outcomes and problems encountered in meeting these goals.

Pinellas County continues to work on meeting the goals identified in the 2011-2015 Consolidated Plan. Most annual affordable housing goals were either exceeded or a portion of the goal was met. In the category of number of homeless to be provided affordable housing units, the County provided 14 of the 50 unit goal. The County has recognized the difficulty of identifying homeless households with incomes under 30% of area median income that were able to sustain housing. Additionally, emergency shelters continue to see a reduction in the availability of much needed funding for shelter operations from Federal, State and local sources, as well as from private donations.

The largest barriers faced during 2013-2014 continued to be the loss of public funds and the overall economic climate and housing market of the County. Although the local economy continued to improve, the improvement has not offset the losses of local revenues caused by multiple years of decreased property

values. The County did receive a small allocation for the first time in several years from the State SHIP Program in FY 13/14; however, the \$716,111 in funding was an eight-two percent reduction from a SHIP allocation that was approximately \$4 million annually. The loss of these local resources that support the development and financing of affordable housing continues to create a gap in the financing of projects and programs administered by the County.

Based on 2010 Census data, Pinellas County has a significant housing affordability issue with both ownership and rental housing. Countywide 49% of owner households exceed HUD's affordability threshold. Fifty-six percent of countywide rents exceed HUD's affordability threshold. Families transitioning to rental as a result of foreclosure are finding it difficult to secure affordably priced housing. One of the barriers for these families is the inability to qualify for the housing due to credit issues and unemployment/underemployment. The supply of rental housing in the Consortium, affordable to extremely low-, low-, moderate-, and middle-income families, has not kept pace with the increased demand for rental housing. Average rents are not affordable and households are barely able to afford rent making it difficult to afford necessities such as food, medical care or transportation. Pinellas County is built out and lacks developable land for construction of new affordable rental housing. These barriers continue to have a negative impact on projects and programs utilized to implement the County's stated strategies.

Discuss how these outcomes will impact future annual action plans.

In the upcoming fifth year of the 2011-2015 Consolidated Plan, Pinellas County will continue to utilize CDBG, HOME and ESG funds to meet the needs identified. Affordable housing will continue to be a high priority; however, given the continued reduction in resources for affordable housing, the County will reevaluate the expected goals for the number of housing units assisted in the next 5-year Consolidated Plan cycle.

Include the number of extremely low-income, low-income, and moderate-income persons served by each activity where information on income by family size is required to determine the eligibility of the activity.

Number of Persons Served	CDBG Actual	HOME Actual
Extremely Low-income	8	23
Low-income	29	28
Moderate-income	8	4
Total	45	55

Table 13 – Number of Persons Served

Narrative Information

Pinellas County housing programs are available to extremely low, low, and moderate-income households that meet the eligibility requirements for each program. In FY 13/14 Pinellas County housing programs assisted 291 total units using Federal CDBG, HOME, and ESG funding, as well as State SHIP funds, local HTF funds and HFA funds. Owner housing opportunity programs, owner housing preservation programs, and owner housing

production programs served a total of 65 households: 7 extremely low-income, 26 low-income, 8 low to moderate-income and 24 low-mod-middle income. Rental housing preservation, rental housing production and homelessness prevention/re-housing programs served a total of 218 households: 97 extremely low-income, 45 low-income, 25 low to moderate-income and 51 low-mod-middle income.

CR-25 - Homeless and Other Special Needs 91.220(d, e); 91.320(d, e); 91.520(c)

Evaluate the jurisdiction's progress in meeting its specific objectives for reducing and ending homelessness through:

Reaching out to homeless persons (especially unsheltered persons) and assessing their individual needs

In FY 13/14 Pinellas County provided \$72,676.83 in CDBG funds for operation support as a match for the CoC's Super NOFA application. Funding was provided to Directions for Living for the salaries of two case managers and one street outreach worker providing services to homeless persons suffering from mental illness. Additionally, Pinellas County works closely with the Pinellas County Homeless Leadership Board, Inc., attending general meetings of the Board, participating on the Coordinated Intake, Assessment and Referral Planning Committee; and providing staff support for the Point-in-Time Count.

The Homeless Leadership Board (HLB) partners with the Juvenile Welfare Board's Children's Services Council & 2-1-1 Tampa Bay Cares on the Family Services Initiative (FSI) that works with families with needs to prevent homelessness while working on longer-term issues and to have one place for families to make initial contact for help. FSI is publicized widely as the place to go for help for the homeless and at-risk families. Homeless/at risk families call 2-1-1 & are directed to specific triage staff for short assessment. Outreach is done by 3 full-time/2 half-time Street Outreach Teams who cover major parts of the county five days a week.

The Street Outreach Teams are the center of the Continuum of Care's efforts to find & engage street homeless, in place since late 2006. Each Street Outreach Team is composed of one law enforcement officer and one case manager. Additionally, Street Outreach Individuals focus on finding unaccompanied youth. The Veterans Administration funds Veterans Outreach persons.

All the outreach personnel meet bi-monthly to discuss problems, identify increases/decreases in specific populations, problem-solve, and meet with providers of emergency mats and beds. Police departments train their law enforcement staff members on working with street homeless persons. Once a street homeless individual or couple seeks assistance, they are encouraged to go to Safe Harbor, the County's major intake/emergency shelter and are assigned to a case manager for assessment & referral to services, etc. Unaccompanied youth are 'friended' and referred to Family Resources and other youth programs to get them off the street. Street Outreach Teams also process individuals for entrance to Pinellas Hope, another major emergency shelter.

Addressing the emergency shelter and transitional housing needs of homeless persons

As a result of limited funding for operations, Pinellas County supports emergency and transitional housing needs by providing CDBG funding to assist with brick and mortar type projects. In FY 2013-14, the County partnered with the City of Clearwater and the City of Largo for the construction of a new outreach center for The Haven of RCS Domestic Violence Services. Pinellas County provided \$300,000 in CDBG funding to Religious Community Services for the construction project. The new outreach center served 18,544 persons in FY 13/14. The County, through the Health and Community Services Department, provided \$500,000 to support Pinellas Hope II, 80 efficiency apartments for homeless individuals. Pinellas Hope II provides transitional housing for homeless individuals as they begin to transition back to regular housing.

Helping low-income individuals and families avoid becoming homeless, especially extremely low-income individuals and families and those who are: likely to become homeless after being discharged from publicly funded institutions and systems of care (such as health care facilities, mental health facilities, foster care and other youth facilities, and corrections programs and institutions); and, receiving assistance from public or private agencies that address housing, health, social services, employment, education, or youth needs

Pinellas County continues to show increased homelessness in families with children due to high unemployment and the number is not expected to decrease much until there are more jobs created. In FY 13/14, the Homeless Leadership Board continued working on the implementation of a coordinated access/assessment, to help with identifying those not yet homeless or to get homeless families into permanent housing more quickly. The Service Prioritization Decision Assistance Tool has been developed and some training has been provided. This process involves Emergency Solutions Grants and other County-funded programs and funders.

In FY 13/14 Pinellas County expended \$183,440 in Emergency Solutions Grant funds administering the Community Housing Assistance Program providing homelessness prevention and rapid re-housing activities. In FY 13/14 Pinellas County served 66 individuals and/or households experiencing homelessness or at risk of becoming homeless.

Pinellas County Health and Community Services provides Homeless Prevention and Self-Sufficiency programs targeted to the homeless population. The programs target high poverty zone areas throughout the County and focus on individuals who are disabled and need assistance applying for Federal benefits, employed homeless families with children seeking affordable, permanent housing, and veterans who need assistance with obtaining Federal benefits, with a special focus on homeless veterans. The Homeless Families with Children Program, which underwent a program update restarted late in FY 13/14. The program provides case management to highly motivated working families with a desire to transition from homelessness into economic self-sufficiency through customized family plans that include assistance with locating housing, paying rent and/or security deposits, utilities, food, transportation, work assistance or retraining. Financial coaching services are provided to assist families with budgeting and establishing or restoring credit.

The Veterans Services Program has changed to increase its focus on homeless veterans. Traditional and homeless veterans may receive services under any of the Homeless Prevention and Self-Sufficiency Programs they qualify for and may receive medical assistance through the Pinellas County Health Program until their Federal medical benefits are determined and received.

The County continues to monitor the availability of additional Federal funds that may become available to address homeless and homeless prevention activities. Pinellas County coordinates these activities with other jurisdictions within the County to ensure that eligible recipients are not moving needlessly in order to access the funding.

Helping homeless persons (especially chronically homeless individuals and families, families with children, veterans and their families, and unaccompanied youth) make the transition to permanent housing and independent living, including shortening the period of time that individuals and families experience homelessness, facilitating access for homeless individuals and families to affordable housing units, and preventing individuals and families who were recently homeless from becoming homeless again

In FY 13/14 Pinellas County expended \$183,440 in Emergency Solutions Grant funds administering the Community Housing Assistance Program providing homelessness prevention and rapid re-housing activities. In FY 13/14 Pinellas County served 74 individuals and/or households experiencing homelessness or at risk of becoming homeless. Additionally, the County provided over \$2.8 million in support for homeless programs in the community through their Social Action Funding, Homeless Initiatives and Domestic Violence Programs.

Pinellas Safe Harbor, a 470-bed homeless shelter and jail diversion program that opened in January 2011. Pinellas Safe Harbor helps divert homeless individuals from the criminal justice system and alleviates jail overcrowding. Pinellas Safe Harbor serves as a transitional facility to prevent former County residents coming out of State prisons from ending up on the street. The goal of Pinellas Safe Harbor is to enable individuals to re-enter mainstream society and receive assistance towards acquiring more permanent housing. Pinellas Safe Harbor operates a 1.6 million dollar budget provided by the Pinellas County Sheriff's Office, which is offset by municipal and community contributions.

Pinellas Safe Harbor, as a jail diversion program, is a cost effective alternative to jail incarceration. It costs \$106 per day for Pinellas County to house an inmate in jail, while it costs Pinellas Safe Harbor \$13 per day to house a resident. Clientele includes military veterans, chronically homeless, physically disabled, persons with mental illness, alcohol/drug abusers, individuals living on the street, individuals released from jail, and individuals from emergency shelters where they are no longer welcome.

Pinellas County coordinates with the Juvenile Welfare Board (JWB) Family Service Initiative, which provides a range of prevention assistance to families/children (may include very-short term shelter and case management to remain in/get new housing). The County funds 2-1-1 Tampa Bay Cares to connect at-risk families/persons with prevention resources including Emergency Food and Shelter projects. Additionally, Pinellas County provided partial funding for the Homeless Leadership Board administrative expenses.

The Continuum of Care is exploring strategies and potential initiatives to shorten the period of time families are experiencing homelessness. The Service Prioritization Decision Assistance Tool has been developed and initial training has been provided. The Continuum of Care began using HMIS to formally monitor returns to homelessness from permanent housing programs (Rapid Re-Housing, Permanent Supportive Housing, PH). This process is the monitoring base of the System Quality Improvement Committee performance outcome monitoring/evaluation system used to set goals and measure performance for the Continuum. HLB and HMIS staff meet monthly to review performance and identify a baseline for returns to homelessness from permanent housing. Continual monitoring/tracking of families/individuals who return to homelessness will evaluate the measures taken to reduce the chance of return. The most critical steps now for the Continuum to assist families/individuals are enrollment in cash/non-cash mainstream resources prior to exit and ongoing case management/contact with the person/family; this is in place for many PH/PSH programs but not for family rapid re-housing. Another step being explored is improved employment/job readiness skills training for all exiters.

CR-30 - Public Housing 91.220(h); 91.320(j)

Actions taken to address the needs of public housing

There are five public housing authorities within Pinellas County. The Pinellas County Housing Authority, Clearwater Housing Authority and the St. Petersburg Housing Authority, all have public housing units and administer vouchers. These three agencies continue to redevelop many of their public housing sites into mixed-income developments. The Dunedin Housing Authority currently has no public housing units and does not administer vouchers. Additionally, the Housing Authority of Tarpon Springs owns and operates public housing units but does not administer vouchers. Public Housing Authorities in Florida are created as independent organizations under Florida Statutes. Thus, the County interfaces with the local housing authorities on activities as requested by them, and the County has contributed toward safe and sound public housing, as well as the provision of recreational and other social accommodations.

Pinellas Heights, a 153-unit senior housing facility was completed in FY 13/14. Pinellas County partnered with the Pinellas County Housing Authority providing \$1,255,534 in local Housing Trust Funds towards the construction of the \$24 Million project.

The County and the housing authorities continue to work together to identify opportunities that will provide affordable units to households at 50% AMI, 60% AMI and up to 120% AMI.

Actions taken to encourage public housing residents to become more involved in management and participate in homeownership

The Pinellas County Housing Authority (PCHA) encourages residents to become more involved in management and to participate in self-sufficiency programs. PCHA offers a Family Self-Sufficiency Program for all Housing

Choice Voucher holders who wish to improve their financial situation, eliminate their dependence on public assistance and are motivated to changing their lives.

PCHA partners with agencies and businesses throughout the community to coordinate services for participants including child care, educational/vocational training, transportation, development or employability and business skills, job placement, financial counseling, personal money management, and homeownership.

Each FSS participant signs a Contract of Participation (COP) and creates a maximum five (5) year Individual Training and Service Plan (ITSP) that includes employment goals and identifies training or education needs. During the term of the COP, PCHA establishes an interest-bearing escrow account. The FSS escrow account offers the family the opportunity to save for the future. The amount of the escrow account reflects what would normally be an increase in the rent due to an increase in the family's earned income. As the participant earns more income and pays higher rent amounts, the escrow account increases. If the family meets its goals within five years and remains free of cash assistance for a period of one year, they will receive the funds in their escrow account.

Actions taken to provide assistance to troubled PHAs

The housing authorities in Pinellas County are in good standing and do not require assistance as a troubled agencies.

CR-35 - Other Actions 91.220(j)-(k); 91.320(i)-(j)

Actions taken to remove or ameliorate the negative effects of public policies that serve as barriers to affordable housing such as land use controls, tax policies affecting land, zoning ordinances, building codes, fees and charges, growth limitations, and policies affecting the return on residential investment. 91.220 (j); 91.320 (i)

Several factors exist that impede the development of affordable housing in Pinellas County. In past years, Government review processes have prolonged development timelines resulting in increased per unit housing development costs. During FY 13/14 Pinellas County continued its focus on the preservation of existing housing and production of new affordable units.

The most significant barrier continues to be the lack of financial resources to address affordable housing. The County received \$716,111 in SHIP funding in FY 2013, an eighty-two percent (82%) reduction from a SHIP allocation that was approximately \$4 million dollars annually for affordable housing. With continued reductions in Federal funds, there will be additional impact to the number of households that can be served.

Barrier: Construction costs. The County continues to support the established Affordable Housing Incentive Program to provide private sector builders and developers with regulatory and financial incentives to produce affordable housing. Incentives include an expedited permitting process, allowance of increased density levels,

reduction of parking and setback requirements, and use of an established process to consider, before adoption, proposed land development code changes that may have a significant impact on the cost of housing. These incentives are periodically reviewed in conjunction with the State of Florida statutory requirements of the State's SHIP Affordable Housing funds. An Affordable Housing Advisory Committee involved with the planning and implementation of affordable housing reviews established policies and procedures, ordinances, land development regulations and triennially submit a report to the State.

Barrier: Cost of land. The Housing Finance Authority of Pinellas County created a community land trust to enable land costs to be diminished in the development equation, making the end product more affordable. In FY 2013, the Board approved moving the Affordable Housing Land Assembly Fund forward in the Capital Improvement Program from FY 2017, 2018, and 2019 to FY 2014, 2015 and 2016. It is anticipated that funding will be used to purchase and assemble land that would be suitable for creation of affordable workforce housing and mixed-use developments. These properties could be located anywhere in the County and remain under County ownership in the Community Land Trust Program. The land, however, would be leased to employers, residents and/or developers. Lease revenue, payments in lieu of taxes, or other similar means would be used to continually replenish the fund and perpetuate the assembly program.

Barrier: Tenant/Purchaser Issues. The County continues its efforts to educate citizens about barriers that can be eliminated, such as poor credit. This is done through staff educational efforts, as well as through agencies that provide credit counseling. During the fiscal year, the Pinellas Community Housing Foundation was approved as a certified HUD Counseling Agency.

In FY 13/14 Pinellas County continued to use federal CDBG, HOME, and HOME funds and State and local funding administer various programs focused on preserving or producing affordable housing units including homeownership opportunity programs, home owner and rental housing preservation programs, and home owner and rental housing production programs. Pinellas County expended approximately \$12 million preserving or producing 291 units of affordable housing.

Actions taken to address obstacles to meeting underserved needs. 91.220(k); 91.320(j)

Two obstacles remain prevalent: NIMBYism and challenges associated with providing affordable households to families earning less than 30% of area median income. Extremely low-income households are best assisted by subsidy payments such as the Housing Choice Voucher Program administered by the public housing authorities. The County works with local housing authorities when possible on projects to preserve units with project based rental assistance so that the affordable units and subsidies remain available. To combat the social issues related to NIMBYism, the County strongly supports mixed-income housing development projects whenever possible. Mixed-income housing developments minimize NIMBYism by strengthening the socio-economic foundation of the community with the inclusion of market-rate units. Additionally, it helps eliminate the concept of low-income neighborhoods. During the fiscal year, the County utilized CDBG and other State and local funding sources to acquire, rehabilitate, or redevelop several mixed-income, multifamily or owner housing developments with set-aside units for lower-income households:

- Magnolia Court
- Pinellas Heights

- Sunrise Apartments
- 46th Avenue Subdivision
- Country Club Townhomes
- Cypress Pointe
- Landings at Cross Bayou
- Transfiguration Manor

Agencies that own and operate housing for extremely low-income families struggle to maintain costs without the option of rent increases available to private developments. To sustain or undertake new HOME projects requires greater subsidies in order to keep units affordable and well-maintained. With the continued economic challenges, high foreclosures and unemployment rates, the availability of affordable rental units becomes even more important. The development of affordable owner and rental housing units assist in the recovery of the housing market. Development of new owner and rental housing, market rate and affordable, continues to rebound, but continues to be at a rate significantly lower than previous years.

Actions taken to reduce lead-based paint hazards. 91.220(k); 91.320(j)

The Florida Department of Health (DoH) is the primary agency for addressing lead poisoning in Pinellas County. Current budgetary constraints have limited lead screening and case management activities; however, DoH still responds to reported cases of lead poisoning determined by local pediatricians and health care providers throughout the County.

The DoH performs epidemiological investigations to assure appropriate follow-up care is initiated, to prevent occurrence of new cases, and to gather data on lead poisoning cases to target future interventions. For children identified with high blood lead levels, lead assessments of their home are recommended. A specialist performs inspections and risk assessments at no charge to families with children having elevated Blood Lead Levels (BLL), family day care homes, and day care centers. DoH also works to identify lead-based paint hazards in the environment.

The DoH, using revenue from Lead Poisoning Prevention Screening and Education Act provided physicians with information on how to report lead poisoning cases to the Health Department, including reporting forms, and educational materials for their patients; visited seventeen locations performing blood lead screenings; provided lead poisoning information and educational materials to parents and children during outreach events and community health fairs; provided lead poisoning information and educational materials to the parents of children with an elevated blood lead levels and offered these parents an environmental health investigation; provided information and educational literature to Healthy Start staff, their community partners, and members of the general public; and made media appearances on both English and Spanish language local news channels.

Pinellas County follows procedures as specified in applicable regulations and, specifically, those detailed in Title X of the Housing and Community Development Act of 1992. Staff provides all required notifications to owners and occupants and inspect for defective paint surfaces of pre-1978 properties. Any defective paint conditions found are included in the scope of work and treatment provided to the defective areas. All policies

and procedures meet the concepts and requirements of Title X. A staff member, certified as a Risk Assessor, orders and reviews paint inspections, risk assessments and clearance testing of suspect properties done by licensed testing professionals. Utilization of trained and certified lead professionals assure that lead hazard control work is done safely and effectively.

For all programs expending Federal funds on a housing unit, Consortium members incorporate current procedures for hazard reduction or LBP abatement guidelines defined in 24 CFR Part 35. The purpose of the regulation is to protect young children from lead-based paint hazards in housing receiving assistance from the Federal government or being acquired or disposed of by the government. All houses built prior to 1978 and purchased by the County for housing rehabilitation and stabilization are subject to the Lead-Safe Housing Rule Checklist and associated guidance to assure compliance with Lead-Safe Housing Rules.

Recent budget difficulties have eliminated and limited some efforts to expand screening programs and environmental investigations. Early identification through blood lead screening, testing and case follow up of lead poisoning reduces the risk that children will suffer permanent damage. Going forward, more public and private funding efforts are necessary to expand lead based programs and initiatives and reduce the burden of lead poisoning in Pinellas County.

Actions taken to reduce the number of poverty-level families. 91.220(k); 91.320(j)

The County, to the extent allowed by the level of funding and economic conditions (housing market, job opportunity rate, health care systems, the willingness of the target populations to utilize the preferred assistance, etc.) acts to reduce the housing costs and fund services that could assist individuals to stabilize their lives and increase their job skills and marketability. By funding the maximum number of programs possible with the available resources, the County assists many agency programs that contribute to the reduction of the number of persons living below the poverty level.

The Pinellas County Board of County Commissioners' strategic vision is to improve the quality of life for Pinellas County residents and aims to have local municipalities, engaged citizens, and the County working together to better align resources, to revitalize and redevelop communities, and protect our natural resources.

The Economic Impact of Poverty Report highlighted seven factors that contribute to the cycle of poverty and drive the costs for combating poverty. The data identified five at-risk communities within the County. Three of the five communities include areas that are County targeted areas: Tarpon Springs, Highpoint, and the Lealman Corridor. All five communities suffer from the same 7 factors: insufficient transportation, access to food, access to health care, poorer health, lower educational attainment, increased crime rates, higher unemployment, and inadequate and insufficient housing.

The County prioritizes funding to Neighborhood Revitalization Strategy Areas and local target areas. CDBG program funds allow for activities to be funded that will address the unique needs of each individual community. HOME program funds helps to preserve and/or increase the supply of affordable housing for low to moderate-income households. Pinellas County funds several programs that help to reduce the cost of

housing in the community including homeowner rehabilitation, down payment assistance, and homebuyer and home budgeting classes and foreclosure prevention programs. Lowering housing costs for low-income households helps to reduce the overall poverty levels in the community.

Actions taken to develop institutional structure. 91.220(k); 91.320(j)

The Community Revitalization Division is charged with executing the County's housing and community development programs using Federal CDBG, ESG, HOME, and NSP funds. The County continues to work with local lending institutions and nonprofit organizations to form partnerships for financing the acquisition, construction and rehabilitation of housing units.

The County contracts with several nonprofit agencies to provide housing rehabilitation, down payment and closing cost assistance, homebuyer classes, foreclosure prevention, budgeting classes, and a community housing assistance program on a fee for service basis. In addition, the County works with residents of targeted areas to gain community input and increase resident's involvement.

The County partners with local non-profit agencies providing funds to carry out the activities established in the Consolidated Plan. A host of other public and private organizations contribute to this effort through the provision of financial and organizational resources that are coordinated with the CDBG, HOME, and ESG funding for projects.

Pinellas County works closely with the Homeless Leadership Board to identify gaps in the continuum of care and to align funding with those gaps. Pinellas County worked closely with the Homeless Leadership Board while creating the Community Housing Assistance Program to administer homeless prevention and re-housing activities through the new Emergency Solutions Grant.

The Pinellas County Housing Authority (PCHA) and the Tarpon Springs Housing Authority develop and maintain public housing within the Consortium with a five-member board of commissioners governing each Authority. The County has no direct ability to exercise any oversight responsibility. Pinellas County and the Housing Authorities work closely together to address the housing needs of the community, such as providing financing for preservation of existing affordable housing units.

Actions taken to enhance coordination between public and private housing and social service agencies. 91.220(k); 91.320(j)

Pinellas County coordinated with key agencies during the 13/14 fiscal year:

Public Sector

Community Revitalization Division of Health and Community Services administers community development and affordable housing programs, including programs that assist target income residents and serves as lead agency for CDBG and ESG funds for Pinellas County and for HOME funds for Pinellas County and the Urban County. Community Connection Division of Health and Community Services operate the welfare programs for the County.

Pinellas County Health Department offers a variety of services and programs to residents such as child care licensing, childhood lead poisoning, family planning, Florida KidCare, Healthy Start, HIV/AIDs programs, WIC and women's health, among others.

Housing Finance Authority of Pinellas County assists families and individuals with homeownership opportunities and increasing the number of affordable rental units available to residents.

Pinellas County Metropolitan Planning Organization's Long Range Transportation Plan serves as a guide for making decisions regarding the future of Pinellas County's transportation system through the year 2035.

Pinellas County and Tarpon Springs Housing Authorities administer Housing Choice (Section 8) Voucher Programs and Family Self-Sufficiency Programs.

Supportive services in Pinellas County are provided by the Department of Family and Children's Services, the Health Department, Agency for Persons with Disabilities, Department of Elder Affairs, Department of Veterans' Affairs, Department of Juvenile Justice, and the Agency for Workforce Innovation. Funding for these agencies is inadequate for the needs they are expected to meet.

There are a host of non-profit agencies that service target income households within the Consortium as well as the County as a whole. A coordinated effort is necessary to facilitate service provisions to varying groups throughout the County especially in light of the current economic challenges. As members of the Consortium, Cooperating Cities will be instrumental in accomplishing identified goals and activities.

Private Sector

The private sector is an important collaborator in the services and programs associated with the Consolidated Plan bringing additional resources and expertise that can be used to supplement existing services or fill gaps in the system. Lenders, affordable housing developers, business and economic development organizations, and private service providers offer a variety of assistance to residents such as health care, small business assistance, home loan programs, and assisted housing, among others.

The County is committed to continuing its participation and coordination with Federal, State, municipal and local agencies, as well as with the private and non-profit sector, to serve the needs of target income individuals and families in the community. In particular, the County will continue to work in close coordination with County departments regarding infrastructure improvements and the provision of services.

Identify actions taken to overcome the effects of any impediments identified in the jurisdictions analysis of impediments to fair housing choice. 91.520(a)

In 2010 Pinellas County entered into a contract with J-Quad Planning Group for the preparation of an updated countywide Analysis of Impediments to Fair Housing. Data from the Analysis of Impediments suggests that the following impediments exist. See Attachment A for a complete listing of all impediments and actions identified:

- Banking, Finance, Insurance and Other Industry Related Impediments

- Socio-Economic Impediments
- Neighborhood Conditions Related Impediments

Activities to Address Identified Impediments

Pinellas County continues to fund programs that offer free classes for persons interested in homeownership. Our efforts are furthered through partnerships with entities such as the Pinellas Realtor Organization (PRO) which subscribes to the Affirmative Marketing Agreement (VAMA) and the Tampa Bay Area Apartment Association. Both entities work to educate its members on Fair Housing.

Pinellas County has provided financial support to the following entities to educate potential homebuyers on homeownership, affordable lending products, credit, fair housing and foreclosure prevention. For 2013-2014, 1,149 households were served by these entities:

- Clearwater Neighborhood Housing Services
- Tampa Bay Community Development Corporation
- St. Petersburg Neighborhood Housing Services
- Community Service Foundation

The Pinellas County Office of Human Rights (OHR) continues to investigate fair housing complaints. During FY 13/14, OHR received 55 new complaints and processed 51 cases to closure. The County participated in 13 outreach/training events. Events included anti-harassment training to the Construction Licensing Board; EEO/Diversity training to County Attorney and Tax Collector staff; Fair Housing training to Chrestate Real Estate staff; Storm Water ADA Training, Pinellas Realtor Organization trainings; presentations to area community associations and residents; and participation at trade shows and festivals. The County has an established Housing Committee that provides oversight and review of incentives that will encourage the development of affordable housing. The Committee provides recommendations to the Pinellas County Board of County Commissioners (Board) when there are changes to be considered that will facilitate the removal of barriers.

County staff monitors the 2,000+ rental units that have received Federal, State and/or Local resources to ensure the units are affordable for the term of the loan. The Affirmative Fair Housing Plans for each development are submitted every two years for review to ensure compliance with their outreach and marketing efforts.

Inquiries from low- and moderate-income tenants in the unincorporated area are often referred to the County's Code Enforcement staff. Tenants are often seeking a remedy to actual or perceived Housing Code violations in their rental unit that the landlord or property management company may have declined to address or repairs that are being addressed by the landlord at an unacceptable pace for the tenant. The Code Enforcement staff provides general information on code enforcement alternatives and remedies as well as the State's landlord tenant law. They often refer tenants to pro bono or low-cost legal assistance programs to serve tenants' needs.

The Pinellas County Clerk of the Circuit Court operates three Legal Self Help Centers to assist Pinellas County citizens represent themselves in court in regard to family law, small claims, or landlord/tenant matters. The

Self Help Centers provide consultation with an attorney for a minimal fee, forms and packets for civil court actions, document notary and copying services.

CR-40 - Monitoring 91.220 and 91.230

Describe the standards and procedures used to monitor activities carried out in furtherance of the plan and used to ensure long-term compliance with requirements of the programs involved, including minority business outreach and the comprehensive planning requirements

Activity monitoring is a continuous process to ensure compliance with all applicable policies and regulations. Projects and programs are reviewed for eligibility and consistency with the 5-Year Plan. Activity sheets, descriptive checklists to document program compliance and codes, are completed for each project/program considered for approval. Contracts are executed for projects involving other agencies or cities, in accordance with the Code of Federal Regulations.

Monitoring of projects/programs is as follows:

- Housing case processing performed by contracted agencies or County staff. Designated staff monitors cases and reviews all documentation prior to approval. A second staff person reviews that assessment. Staff prepares closing documents to ensure accuracy and requests funds for closing. If contracted agency staff is responsible for construction management, County staff conducts site visits to a random sampling of properties.
- City/County capital projects are inspected mainly by qualified Public Works staff, CR staff work closely with them from start to finish. PW staff submits invoices for CR approval prior to issuing payments. Independent architect/engineers approve each pay request. An exception would be for small dollar amount projects.
- Nonprofit capital projects are monitored by providing all requirements to the agency and ensuring that each step of the process is followed. File documentation is required on an on-going basis (e.g. advertisements, bid documents, contracts, etc.) Payments are reimbursed to agency. Independent architect/engineers approve each pay request. Supporting documentation is required for all payments. All relevant documentation is maintained in the CR office. An exception would be for small dollar amount projects.
- County CR staff conducts on-going monitoring of multi-family projects to ensure affordability compliance. Monitoring reports are prepared by staff and necessary actions are taken for compliance issues identified.
- Monitoring of other project types is determined by a Risk Assessment tool. If on-site monitoring is indicated, specific plans are developed for each visit. Monitoring outcomes are provided and corrective plans are developed, if required. Plans are monitored to ensure action has been taken.

Progress on goals and objectives is reviewed to ensure timeliness of spending, in conjunction with preparation of the CAPER and in preparation for each year's Action Plan.

The County solicits MBE/WBE owners to register with Community Revitalization so that are notified of opportunities to bid on projects. The application is available on the Division website.

Section 3 Outreach: The County Section 3 Strategy is to take affirmative steps to assure that small, MBE/WBE businesses are utilized when possible. Responsibilities involved in this strategy are implemented as each Section 3 project goes to bid. Advertising for employment opportunities/vacancies are ran in general circulation and community based newspapers. Contractors are made aware of the strategy through bid package documents and must execute an Assurance of Compliance - Training, Employment, and Contracting Opportunities for Business and Lower Income Persons. Further documentation and data regarding Section 3 compliance and Section 3 status of businesses and employees is requested at pre-construction conferences.

Pinellas Technical Education Centers offers programs pertinent to the construction industry like electrical, building construction repair, air conditioning/heating, landscaping, brick/block masonry, plumbing, etc. Pinellas County Economic Development's Small Business Development Center offers classes to minority business owners on specific resources/opportunities available for women, minority and service-disabled veteran owned businesses and also offers training for those interested in starting a small business.

Citizen Participation Plan 91.105(d); 91.115(d)

Describe the efforts to provide citizens with reasonable notice and an opportunity to comment on performance reports.

As required, reasonable notice for review and comment of this CAPER was provided. Public notice of the comment period was published in the *Tampa Bay Times* on December 10, 2014, advising of the availability of this performance report for viewing and public comment from December 10 to December 24, 2014. A notice was also placed on the County website. A copy of the CAPER was available for review during the 15-day comment period. Pinellas County did not receive any comments during the comment period.

CR-45 - CDBG 91.520(c)

Specify the nature of, and reasons for, any changes in the jurisdiction's program objectives and indications of how the jurisdiction would change its programs as a result of its experiences.

In the first program year, Pinellas County created a series of Programs in order to carry out specific objectives identified in the 2011-2015 Consolidated Plan and the one year Annual Action Plan. The Programs administered during the 2013-14 Fiscal Year were the Target Area Improvement Program, Public Facilities Program, Public Infrastructure Program, Public Services Program, Homeless and Homelessness Prevention Services Program, Housing Preservation Program, Housing Production Program and Homeownership Promotion Program. Administering Programs allows the County flexibility in spending to accommodate projects that are delayed or cancelled. This allows the County to respond more quickly to changes in the real

estate market and construction and financing industries; it will also assist the County in meeting timeliness requirements.

Through administration of the Homeless and Homelessness Prevention Services Program, the County recognized the difficulty of identifying households with incomes under 30% of area median income that were able to sustain housing once the assistance provided using Emergency Solutions Grant funds had ended. Additionally, emergency shelters continue to see a reduction in the availability of much needed funding for shelter operations from Federal, State and local sources, as well as from private donations. In order to use Emergency Solutions Grant funds in a timely manner and provide assistance to meet the identified need, the County made the decision to change the use of Emergency Solutions Grant funds from solely providing homelessness prevention activities to using a portion of the funds for homelessness prevention activities and a portion of the funds for other eligible homeless type activities including shelter operations and rehabilitation.

Does this Jurisdiction have any open Brownfields Economic Development Initiative (BEDI) grants?	No
--------------------------------------------------------------------------------------------------------	----

[BEDI grantees] Describe accomplishments and program outcomes during the last year.

Not applicable.

CR-50 - HOME 91.520(d)

Include the results of on-site inspections of affordable rental housing assisted under the program to determine compliance with housing codes and other applicable regulations

Please list those projects that should have been inspected on-site this program year based upon the schedule in §92.504(d). Indicate which of these were inspected and a summary of issues that were detected during the inspection. For those that were not inspected, please indicate the reason and how you will remedy the situation.

Inspection of initial lease-up of units and ongoing inspections of rental housing funded with HOME funds are conducted by County staff. All HOME funded projects are monitored annually. All HOME funded projects were monitored in FY 13/14:

- Aluna Largo – Missing or torn screens (replaced)
- Ashley Place - No issues identified
- Boley Laurel Place - No issues identified
- Boley Safe Haven - No issues identified
- Caribbean Court - No issues identified
- Cross Bayou – Non-working smoke alarms (fixed)
- Cypress Pointe - No issues identified

- Grove Park - No issues identified
- HEP West - No issues identified
- Homes For Independence - No issues identified
- Leo Lane - No issues identified
- Lexington – Lifting vinyl, tripping hazard (flooring replaced)
- Magnolia Court - No issues identified
- Morningside - No issues identified
- Oak Trace - No issues identified
- Palmetto Park - Missing Window Screens (replaced); stair railing pulled out of wall (replaced); Sharp edge on stair landing exposed (re-plastered)
- Pinellas Village - No issues identified
- Sandpebble- A/C leak (fixed)
- Shady Pines - No issues identified
- UPARC (1) - No issues identified
- UPARC (3)- No issues identified
- UPARC Waterfall - No issues identified
- WindTree Villas – Non-working smoke alarms, missing screens, missing outlet covers, holes in walls (all fixed or replaced)
- 31st Street Landings – Missing screens, non-working or missing smoke alarms (replaced)

Provide an assessment of the jurisdiction's affirmative marketing actions for HOME units. 92.351(b)

As a part of the HOME application, applicants are required to submit an affirmative marketing plan to the County. Monitoring of affirmative marketing for HOME funded units is incorporated into the County's overall monitoring process. During each onsite monitoring visits, the County monitors subrecipients for compliance with affirmative marketing requirements. There were 27 HOME funded properties monitored this fiscal year and all were reviewed for compliance regarding affirmative marketing. Units monitored continued to follow the appropriate "Affirmative Marketing Plan" in place.

Refer to IDIS reports to describe the amount and use of program income for projects, including the number of projects and owner and tenant characteristics

HOME program income totaled \$879,801.41 and can be broken down into the following amounts for repayment of housing activity loans:

- \$111,279.31 – Owner Occupied Rehab and Down Payment Assistance
- \$53,301.00 – City of Largo - Owner Occupied Rehab and Down Payment Assistance
- \$400,269.00 – Owner Housing Development Loans
- \$313,532.15 – Multi Financial/SunTrust Portfolio Repayments
- \$1,419.95 – TBCDC Portfolio Repayments

During FY 13/14, HOME funds were expended on nine projects and administration of HOME programs. Program income was expended as it became available on these projects. 10% of HOME program income was

expended on administration. Characteristics of households that benefitted from HOME expenditures on completed activities, including program income, were as follows: owner preservation programs: 1 elderly, white, non-Hispanic homeowner earning between 31-50% AMI received a single family homeowner rehabilitation loan. Multifamily rental housing production and preservation programs: 26 households total households benefitted from rental housing preservation or production activities. Income demographics include: 8 households earning below 30% AMI, 14 households earning between 31-50% AMI, and 4 households earning between 51-80% AMI; Age demographics include; 9 head of households under 25 years old, 9 head of households between 26-40 years old, 6 head of households between 41-61 years old, and 2 head of households 62+. Family demographics: 16 households consisted of single individuals and 10 households consisted of between 2-4 household members. Race/Ethnic demographics: 13 White (non-Hispanic), 9 Black (non-Hispanic) 1 White and Black (non-Hispanic), 1 White and Asian (Hispanic), 2 Other/Multi-Racial (non-Hispanic).

Four projects funded with HOME funds during FY 13/14 are currently underway and beneficiary data will be reported in a future CAPER.

Describe other actions taken to foster and maintain affordable housing. 91.220(k) (STATES ONLY: Including the coordination of LIHTC with the development of affordable housing). 91.320(j)

This past year, the County continued to proactively support, develop, and maintain affordable housing. Utilizing CDBG, HOME, NSP (Rounds 1, 2, and 3), ESG, State SHIP and local Housing Trust Fund dollars, the County assisted current renters to remain in their rental units or be housed in more affordable units, assisted households to become home owners through down payment assistance and mortgage financing, assisted existing homeowners to preserve their homes through rehabilitation, ensured the long term affordability of rental units through the Pinellas Community Land Trust, and acquired and constructed new affordable rental and owner units. The County continues to support local and national housing policies and continues to educate and inform citizens, as well as elected local officials, of the need for affordable housing.

CR-60 - ESG 91.520(g) (ESG Recipients only)

**ESG Supplement to the CAPER in *e-snaps*
For Paperwork Reduction Act**

1. Recipient Information—All Recipients Complete

Basic Grant Information

Recipient Name	PINELLAS COUNTY
Organizational DUNS Number	055200216
EIN/TIN Number	596000800
Identify the Field Office	JACKSONVILLE
Identify CoC(s) in which the recipient or subrecipient(s) will provide ESG assistance	St. Petersburg/Clearwater/Largo/Pinellas County CoC

ESG Contact Name

Prefix	Ms
First Name	CHERYL
Middle Name	C
Last Name	REED
Suffix	0
Title	Grants Compliance Manager

ESG Contact Address

Street Address 1	440 Court Street; 2nd Floor
Street Address 2	0
City	Clearwater
State	FL
ZIP Code	33756-
Phone Number	7274648234
Extension	0
Fax Number	7274648254
Email Address	creed@pinellascounty.org

ESG Secondary Contact

Prefix
First Name
Last Name
Suffix
Title
Phone Number
Extension
Email Address

2. Reporting Period—All Recipients Complete

Program Year Start Date	10/01/2013
Program Year End Date	09/30/2014

3a. Subrecipient Form – Complete one form for each subrecipient

Subrecipient or Contractor Name
City
State
Zip Code
DUNS Number
Is subrecipient a victim services provider
Subrecipient Organization Type
ESG Subgrant or Contract Award Amount

CR-65 - Persons Assisted

4. Persons Served

4a. Complete for Homelessness Prevention Activities

Number of Persons in Households	Total
Adults	28
Children	40
Don't Know/Refused/Other	0
Missing Information	0
Total	68

Table 14 – Household Information for Homeless Prevention Activities

4b. Complete for Rapid Re-Housing Activities

Number of Persons in Households	Total
Adults	42
Children	52
Don't Know/Refused/Other	0
Missing Information	0
Total	94

Table 15 – Household Information for Rapid Re-Housing Activities

4c. Complete for Shelter

Number of Persons in Households	Total
Adults	0
Children	0
Don't Know/Refused/Other	0
Missing Information	0
Total	0

Table 16 – Shelter Information

4d. Street Outreach

Number of Persons in Households	Total
Adults	0
Children	0
Don't Know/Refused/Other	0
Missing Information	0
Total	0

Table 17 – Household Information for Street Outreach

4e. Totals for all Persons Served with ESG

Number of Persons in Households	Total
Adults	70
Children	92
Don't Know/Refused/Other	0
Missing Information	0
Total	162

Table 18 – Household Information for Persons Served with ESG

5. Gender—Complete for All Activities

	Total
Male	64
Female	98
Transgender	0
Don't Know/Refused/Other	0
Missing Information	0
Total	162

Table 19 – Gender Information

6. Age—Complete for All Activities

	Total
Under 18	92
18-24	18
25 and over	52
Don't Know/Refused/Other	0
Missing Information	0
Total	162

Table 20 – Age Information

7. Special Populations Served—Complete for All Activities

Number of Persons in Households

Subpopulation	Total	Total Persons Served – Prevention	Total Persons Served – RRH	Total Persons Served in Emergency Shelters
Veterans	3	0	3	0
Victims of Domestic Violence	2	0	2	0
Elderly	2	1	1	0
HIV/AIDS	0	0	0	0
Chronically Homeless	1	0	1	0
Persons with Disabilities:				
Severely Mentally Ill	2	0	1	0
Chronic Substance Abuse	0	0	0	0
Other Disability	1	0	1	0
Total (Unduplicated if possible)	9	1	8	0

Table 21 – Special Population Served

CR-70 – ESG 91.520(g) - Assistance Provided and Outcomes

10. Shelter Utilization

Number of New Units - Rehabbed	0
Number of New Units - Conversion	0
Total Number of bed-nights available	0
Total Number of bed-nights provided	0
Capacity Utilization	0.00%

Table 22 – Shelter Capacity

11. Project Outcomes Data measured under the performance standards developed in consultation with the CoC(s)

Pinellas County consults with the CoC on a regular basis to determine how to allocate ESG funds in accordance with the CoC and the Consolidated Plan and review of applications for funding requests. During the fiscal year work continued on developing performance standards to evaluate the outcome of project goals and objectives of the program. This allows better coordination with other service providers and provides integration with other programs targeted to homeless people in the area covered by the CoC. The *10-Year Plan to End Homelessness* provides a strategic, communitywide system to prevent and end homelessness in Pinellas County.

ESG funds were allocated to the following ESG eligible components: rapid re-housing, homelessness prevention, and HMIS. The County administered the Community Housing Assistance Program (CHAP) with the expected goal of providing homelessness prevention and rapid re-housing activities to 50 eligible individuals and/or households. During FY 13/14, the County expended a total of \$218,865 on rapid re-housing, homelessness prevention, and HMIS activities providing short-term rental assistance and utility/security deposits to 66 eligible individuals/households.

CR-75 – Expenditures

11. Expenditures

11a. ESG Expenditures for Homelessness Prevention

	Dollar Amount of Expenditures in Program Year		
	2011	2012	2013
Expenditures for Rental Assistance	0	97,784	41,968
Expenditures for Housing Relocation and Stabilization Services - Financial Assistance	0	7,990	10,305
Expenditures for Housing Relocation & Stabilization Services - Services	0	0	0
Expenditures for Homeless Prevention under Emergency Shelter Grants Program	0	0	0
Subtotal Homelessness Prevention	0	105,774	52,273

Table 23 – ESG Expenditures for Homelessness Prevention

11b. ESG Expenditures for Rapid Re-Housing

	Dollar Amount of Expenditures in Program Year		
	2011	2012	2013
Expenditures for Rental Assistance	0	103,183	106,496
Expenditures for Housing Relocation and Stabilization Services - Financial Assistance	0	6,694	11,462
Expenditures for Housing Relocation & Stabilization Services - Services	0	0	0
Expenditures for Homeless Assistance under Emergency Shelter Grants Program	0	0	0
Subtotal Rapid Re-Housing	0	109,877	117,958

Table 24 – ESG Expenditures for Rapid Re-Housing

11c. ESG Expenditures for Emergency Shelter

	Dollar Amount of Expenditures in Program Year		
	2011	2012	2013
Essential Services	0	0	0
Operations	0	0	0
Renovation	0	0	0
Major Rehab	0	0	0
Conversion	0	0	0
Subtotal	0	0	0

Table 25 – ESG Expenditures for Emergency Shelter

11d. Other Grant Expenditures

	Dollar Amount of Expenditures in Program Year		
	2011	2012	2013
HMIS	0	7,377	8,734
Administration	15,296	17,383	4,475
Street Outreach	0	0	0

Table 26 - Other Grant Expenditures

11e. Total ESG Grant Funds

Total ESG Funds Expended	2011	2012	2013
439,147	15,296	240,411	183,440

Table 27 - Total ESG Funds Expended

11f. Match Source

	2011	2012	2013
Other Non-ESG HUD Funds	0	0	0
Other Federal Funds	0	0	0
State Government	0	0	0
Local Government	695,645	1,750,404	1,561,930
Private Funds	0	0	0
Other	0	0	0
Fees	0	0	0
Program Income	0	0	0
Total Match Amount	695,645	1,750,404	1,561,930

Table 28 - Other Funds Expended on Eligible ESG Activities

11g. Total

Total Amount of Funds	2011	2012	2013
4,447,126	710,941	1,990,815	1,745,370

Table 29 - Total Amount of Funds Expended on ESG Activities

Attachment A

Identify actions taken to overcome the effects of any impediments identified in the jurisdictions analysis of impediments to fair housing choice. 91.520(a)

In 2010 Pinellas County entered into a contract with J-Quad Planning Group for the preparation of an updated countywide Analysis of Impediments to Fair Housing. Data from the Analysis of Impediments suggests that the following impediments exist. Also identified are actions taken to overcome the effects of the impediments:

- Banking, Finance, Insurance and Other Industry Related Impediments
 - Impacts of the Sub-prime Mortgage Lending Crises and Increased Foreclosures
Action: Continue to work with the State, National Non-Profit Housing Intermediaries, Federal Home Loan Bank, other lenders and the U.S. Department of Housing and Urban Development to evaluate programs and identify funding that can help reduce the mortgage default and foreclosure rates among low- and moderate-income buyers and existing homeowners.
 - Low Number of Loan Applications from Minorities and Low Origination Rates for Minority Applicants
Action: Continue homebuyer outreach and education efforts. Expand homeownership and credit counseling classes as part of a high school curriculum to help prevent credit problems in later life.
 - Predatory Lending and Other Industry Practices
Action: Continue to encourage financial institutions to assist low- to moderate-income persons by establishing or re-establishing checking, savings, and credit accounts for residents that commonly utilize check cashing services through bank initiated “fresh start programs” for those with poor credit and previous noncompliant bank account practices.
- Socio-Economic Impediments
 - Poverty and Low Income Among Minority Populations
Action: Continue to work on expanding job opportunities through the recruitment of corporations, the provision of incentives for local corporations seeking expansion opportunities and assistance with the preparation of small business loan applications. Support agencies that provide workforce development programs and continuing education courses to increase the educational level and job skills of residents.

The United Way has launched the Financial Stability Partnership, an initiative that promotes community change strategies to help families meet their basic needs, while gaining the financial capability to plan for, and accomplish their long-term financial goals. United way is engaging with local community partners in activities to help build the financial stability of families in the community. Their focus is on family sustaining employment, affordable housing, saving and assets, manageable expenses, and income supports. The goal is to help working families get on the road to economic independence.

- Neighborhood Conditions Related Impediments
 - Limited Resources to Assist Lower Income, Elderly and Indigent Homeowners to Maintain their Homes and Stability in Neighborhoods

Action: Continue to support and expand programs of Self-Help Initiatives based on volunteers providing housing assistance to designated elderly and indigent property owners and assist them in complying with County and municipal housing codes. Involve volunteers, community and religious organizations/institutions and businesses as a means of supplementing financial resources for housing repair and neighborhood cleanups.



Office of Community Planning and Development
U.S. Department of Housing and Urban Development
Integrated Disbursement and Information System
PR26 - CDBG Financial Summary Report
Program Year 2013
PINELLAS COUNTY , FL

DATE: 12-23-14
TIME: 17:28
PAGE: 1

PART I: SUMMARY OF CDBG RESOURCES

01 UNEXPENDED CDBG FUNDS AT END OF PREVIOUS PROGRAM YEAR	1,632,199.51
02 ENTITLEMENT GRANT	2,517,880.00
03 SURPLUS URBAN RENEWAL	0.00
04 SECTION 108 GUARANTEED LOAN FUNDS	0.00
05 CURRENT YEAR PROGRAM INCOME	202,252.82
05a CURRENT YEAR SECTION 108 PROGRAM INCOME (FOR SI TYPE)	0.00
06 RETURNS	0.00
07 ADJUSTMENT TO COMPUTE TOTAL AVAILABLE	(764.50)
08 TOTAL AVAILABLE (SUM, LINES 01-07)	4,351,567.83

PART II: SUMMARY OF CDBG EXPENDITURES

09 DISBURSEMENTS OTHER THAN SECTION 108 REPAYMENTS AND PLANNING/ADMINISTRATION	1,339,715.47
10 ADJUSTMENT TO COMPUTE TOTAL AMOUNT SUBJECT TO LOW/MOD BENEFIT	(2,262.39)
11 AMOUNT SUBJECT TO LOW/MOD BENEFIT (LINE 09 + LINE 10)	1,337,453.08
12 DISBURSED IN IDIS FOR PLANNING/ADMINISTRATION	541,594.27
13 DISBURSED IN IDIS FOR SECTION 108 REPAYMENTS	0.00
14 ADJUSTMENT TO COMPUTE TOTAL EXPENDITURES	2,262.39
15 TOTAL EXPENDITURES (SUM, LINES 11-14)	1,881,309.74
16 UNEXPENDED BALANCE (LINE 08 - LINE 15)	2,470,258.09

PART III: LOWMOD BENEFIT THIS REPORTING PERIOD

17 EXPENDED FOR LOW/MOD HOUSING IN SPECIAL AREAS	0.00
18 EXPENDED FOR LOW/MOD MULTI-UNIT HOUSING	0.00
19 DISBURSED FOR OTHER LOW/MOD ACTIVITIES	833,232.00
20 ADJUSTMENT TO COMPUTE TOTAL LOW/MOD CREDIT	329,646.33
21 TOTAL LOW/MOD CREDIT (SUM, LINES 17-20)	1,162,878.33
22 PERCENT LOW/MOD CREDIT (LINE 21/LINE 11)	86.95%

LOW/MOD BENEFIT FOR MULTI-YEAR CERTIFICATIONS

23 PROGRAM YEARS(PY) COVERED IN CERTIFICATION	PY: 2013 PY: PY:
24 CUMULATIVE NET EXPENDITURES SUBJECT TO LOW/MOD BENEFIT CALCULATION	0.00
25 CUMULATIVE EXPENDITURES BENEFITING LOW/MOD PERSONS	0.00
26 PERCENT BENEFIT TO LOW/MOD PERSONS (LINE 25/LINE 24)	0.00%

PART IV: PUBLIC SERVICE (PS) CAP CALCULATIONS

27 DISBURSED IN IDIS FOR PUBLIC SERVICES	319,197.18
28 PS UNLIQUIDATED OBLIGATIONS AT END OF CURRENT PROGRAM YEAR	0.00
29 PS UNLIQUIDATED OBLIGATIONS AT END OF PREVIOUS PROGRAM YEAR	0.00
30 ADJUSTMENT TO COMPUTE TOTAL PS OBLIGATIONS	0.00
31 TOTAL PS OBLIGATIONS (LINE 27 + LINE 28 - LINE 29 + LINE 30)	319,197.18
32 ENTITLEMENT GRANT	2,517,880.00
33 PRIOR YEAR PROGRAM INCOME	91,414.33
34 ADJUSTMENT TO COMPUTE TOTAL SUBJECT TO PS CAP	(6,090.94)
35 TOTAL SUBJECT TO PS CAP (SUM, LINES 32-34)	2,603,203.39
36 PERCENT FUNDS OBLIGATED FOR PS ACTIVITIES (LINE 31/LINE 35)	12.26%

PART V: PLANNING AND ADMINISTRATION (PA) CAP

37 DISBURSED IN IDIS FOR PLANNING/ADMINISTRATION	541,594.27
38 PA UNLIQUIDATED OBLIGATIONS AT END OF CURRENT PROGRAM YEAR	0.00
39 PA UNLIQUIDATED OBLIGATIONS AT END OF PREVIOUS PROGRAM YEAR	0.00
40 ADJUSTMENT TO COMPUTE TOTAL PA OBLIGATIONS	2,262.39
41 TOTAL PA OBLIGATIONS (LINE 37 + LINE 38 - LINE 39 +LINE 40)	543,856.66
42 ENTITLEMENT GRANT	2,517,880.00
43 CURRENT YEAR PROGRAM INCOME	202,252.82
44 ADJUSTMENT TO COMPUTE TOTAL SUBJECT TO PA CAP	(764.50)
45 TOTAL SUBJECT TO PA CAP (SUM, LINES 42-44)	2,719,368.32
46 PERCENT FUNDS OBLIGATED FOR PA ACTIVITIES (LINE 41/LINE 45)	20.00%



Office of Community Planning and Development
U.S. Department of Housing and Urban Development
Integrated Disbursement and Information System
PR26 - CDBG Financial Summary Report
Program Year 2013
PINELLAS COUNTY , FL

DATE: 12-23-14
TIME: 17:28
PAGE: 2

LINE 17 DETAIL: ACTIVITIES TO CONSIDER IN DETERMINING THE AMOUNT TO ENTER ON LINE 17

Report returned no data.

LINE 18 DETAIL: ACTIVITIES TO CONSIDER IN DETERMINING THE AMOUNT TO ENTER ON LINE 18

Report returned no data.

LINE 19 DETAIL: ACTIVITIES INCLUDED IN THE COMPUTATION OF LINE 19

Plan Year	IDIS Project	IDIS Activity	Voucher Number	Activity Name	Matrix Code	National Objective	Drawn Amount
2010	19	2375	5690270	VOA Sunrise Place	01	LMA	\$2,571.69
2010	19	2375	5698987	VOA Sunrise Place	01	LMA	\$524.66
2012	1	2397	5665425	Joe's Creek Greenway Park Phase 4	03F	LMA	\$38,969.04
2012	1	2397	5690270	Joe's Creek Greenway Park Phase 4	03F	LMA	\$1,134.00
2012	1	2397	5747666	Joe's Creek Greenway Park Phase 4	03F	LMA	\$1,836.25
2012	1	2397	5761122	Joe's Creek Greenway Park Phase 4	03F	LMA	\$859.90
2012	6	2443	5690270	PCHF - 8631 Orchid Dr.	14G	LMH	\$86.92
2012	6	2443	5698987	PCHF - 8631 Orchid Dr.	14G	LMH	\$37,636.32
2013	1	2450	5665425	Lealman Code Enforcement	15	LMA	\$18,918.59
2013	1	2450	5690270	Lealman Code Enforcement	15	LMA	\$9,133.06
2013	1	2450	5698987	Lealman Code Enforcement	15	LMA	\$4,482.35
2013	1	2450	5747666	Lealman Code Enforcement	15	LMA	\$15,866.07
2013	1	2450	5761122	Lealman Code Enforcement	15	LMA	\$3,454.03
2013	1	2453	5665425	Target Area Improvement Program Activity Delivery	03	LMA	\$8,454.99
2013	1	2453	5690270	Target Area Improvement Program Activity Delivery	03	LMA	\$8,125.23
2013	1	2453	5698987	Target Area Improvement Program Activity Delivery	03	LMA	\$8,781.09
2013	1	2453	5747666	Target Area Improvement Program Activity Delivery	03	LMA	\$35,756.90
2013	1	2453	5761122	Target Area Improvement Program Activity Delivery	03	LMA	\$3,071.32
2013	1	2458	5690270	Central Lealman Sidewalks	03K	LMA	\$2,559.32
2013	1	2458	5698987	Central Lealman Sidewalks	03K	LMA	\$165.07
2013	1	2458	5747651	Central Lealman Sidewalks	03K	LMA	\$171,971.72
2013	1	2458	5761122	Central Lealman Sidewalks	03K	LMA	\$56,933.63
2013	2	2455	5665425	Public Facilities Program Activity Delivery	03	LMC	\$7,264.06
2013	2	2455	5690270	Public Facilities Program Activity Delivery	03	LMC	\$5,072.02
2013	2	2455	5698987	Public Facilities Program Activity Delivery	03	LMC	\$2,972.33
2013	2	2455	5747666	Public Facilities Program Activity Delivery	03	LMC	\$10,982.04
2013	2	2455	5761122	Public Facilities Program Activity Delivery	03	LMC	\$2,972.57
2013	2	2459	5690270	RCS Facility Construction	03C	LMC	\$5,723.53
2013	2	2459	5698987	RCS Facility Construction	03C	LMC	\$145,980.73
2013	2	2459	5747666	RCS Facility Construction	03C	LMC	\$148,295.74
2013	4	2452	5665423	Directions for Living Operations	05O	LMC	\$9,989.88
2013	4	2452	5690270	Directions for Living Operations	05O	LMC	\$14,244.20
2013	4	2452	5698987	Directions for Living Operations	05O	LMC	\$5,676.51
2013	4	2452	5747666	Directions for Living Operations	05O	LMC	\$30,651.70
2013	4	2452	5761122	Directions for Living Operations	05O	LMC	\$12,114.54
Total							\$833,232.00

LINE 27 DETAIL: ACTIVITIES INCLUDED IN THE COMPUTATION OF LINE 27

Plan Year	IDIS Project	IDIS Activity	Voucher Number	Activity Name	Matrix Code	National Objective	Drawn Amount
2013	1	2466	5747666	Greater Ridgecrest Cleanup (13/14)	05V	LMA	\$10,427.25
2013	1	2466	5761122	Greater Ridgecrest Cleanup (13/14)	05V	LMA	\$1,093.10
2013	4	2451	5665425	GRA YMCA-Omni Center Operations	05	LMA	\$63,862.78
2013	4	2451	5690263	GRA YMCA-Omni Center Operations	05	LMA	\$27,647.65
2013	4	2451	5698981	GRA YMCA-Omni Center Operations	05	LMA	\$23,889.46
2013	4	2451	5747666	GRA YMCA-Omni Center Operations	05	LMA	\$119,600.11

PINELLAS COUNTY, FLORIDA (PR26)
FINANCIAL SUMMARY ATTACHMENT FOR PROGRAM INCOME
LOANS & RECEIVABLES, RECONCILIATION OF FUNDS

a. Program Income

1. Total program income to revolving funds: \$0

2. Float-funded activities: N/A

3. Other loan repayments by category:

All housing activity loans:

Down Payment Assistance Loans	91.44
Rental Property Improvement Loans	1,650.00
SunTrust/Multi Financial Services Portfolio Repayments	40,589.82
TBCDC Portfolio Repayments	2,090.00
Tax Credit Sale	\$157,067.06
TOTAL	\$201,488.32

4. Income received from sale of property: N/A

b. Prior Period Adjustments:

None reported on Line 6.

c. Loans and other receivables:

1. Float-funded activities outstanding as of end of the reporting period: n/a

2. Total number of loans outstanding and principal balance owed as of end of reporting period:

a. Loans Outstanding - all housing activity

In-house portfolio - 1,036 loans - \$63,769,964 principal balance*

SunTrust/Multi Financial portfolio - 466 loans - \$7,561,971 principal balance

TBCDC portfolio - 8 loans - \$76,996 principal balance

US Bank portfolio - 91 loans - \$1,953,713 principal balance

b. Deferred or Forgivable Loans Outstanding - all housing activity

In House Portfolio - 444 loans - \$14,126,012 principal balance*

* also includes HOME, HTF and SHIP funded loans

3. Parcels acquired or improved with CDBG funds that are available for sale as of end of reporting period:

None

4. Number and amount of loans in default and for which the balance was forgiven or written off during the reporting period:

Total of twenty eight (28) loans (12 HOME, 1 HTF-CD, 15 SHIP) were foreclosed upon by the first mortgage holders. The foreclosures resulted in a loss of \$418,551.83 (\$89,010.00-HOME; \$8,000.00-HTF-CD; \$321,541.83-SHIP) for the County.

5. Lump sum drawdown agreement: N/A

RECONCILIATION:

Unexpended balance shown on GPR: \$2,470,258.09

Reconciling items:

Add: LOC balance \$ 4,150,079.51

Cash on hand:

Grantee program account 201,488.32

Subrecipient program accounts 0

Revolving fund cash balances 0

Sec. 108 cash balances 0

Deduct: Grantee CDBG liabilities (1,881,309.74)

Subrecipient CDBG liabilities (0)

Total Reconciling balance 2,470,258.09

Un-reconciled Difference (0)

CALCULATION OF BALANCE OF UNPROGRAMMED FUNDS:

Add: Funds available during report period 4,351,567.83

(unexpended + LOC + program income)

Program income expected to be 0

received but not yet realized

Subtotal 4,351,567.83

Deduct: Total budgeted amount (4,351,567.83)

All funds committed

Un-programmed Balance \$ 0

PINELLAS COUNTY, FLORIDA (PR26)
FINANCIAL SUMMARY
Low Mod Calculation Adjustment Backup

PR 26 Reprot Data

17 EXPENDED FOR LOW/MOD HOUSING IN SPECIAL AREAS	0.00
18 EXPENDED FOR LOW/MOD MULTI-UNIT HOUSING	0.00
19 DISBURSED FOR OTHER LOW/MOD ACTIVITIES	833,232.00
20 ADJUSTMENT TO COMPUTE TOTAL LOW/MOD CREDIT	329,646.33
21 TOTAL LOW/MOD CREDIT (SUM, LINES 17-20)	1,162,878.33
22 PERCENT LOW/MOD CREDIT (LINE 21/LINE 11)	86.95%

Low/Mod Activities/Expenses Used for Adjustment

HUD ID	2359	Dansville Site Assessments	7,983.50
HUD ID	2426	Gooden Crossing Construction	17,600.73
HUD ID	2427	Target Area Site Development	9,363.75
HUD ID	2451	GRA YMCA-Omni Center Operations	235,000.00
HUD ID	2456	Affordable Housing Pre-Development	48,178.00
HUD ID	2466	GRA Cleanup	11,520.35
			329,646.33

U.S. Department of Housing and Urban Development
Office of Community Planning and Development

OMB Approval No. 2506-0171
(exp. 12/31/2012)

Match Contributions for Federal Fiscal Year (VVVV)	2013/2014
-------------------------------------------------------	-----------

1. Participant No. (assigned by HUD)	2. Name of the Participating Jurisdiction	3. Name of Contact (person completing this report)	4. Contact's Phone Number (include area code)	5. Street Address of the Participating Jurisdiction	6. City	7. State	8. Zip Code	9. Contact's Email (YYYY)	10. Date
M-13-DC-12-0217	PINELLAS COUNTY CONSORTIUM, FL	Brook Gajan	727-464-8232	600 CLEVELAND STREET, SUITE 800	CLEARWATER	FL	33755		2013/2014

1. Excess match from prior Federal fiscal year	\$	2,278,903.19	
2. Match contributed during current Federal fiscal year (see Part III.9.)	\$	0.00	
3. Total match available for current Federal fiscal year (line 1 + line 2)	\$	2,278,903.19	
4. Match liability for current Federal fiscal year	\$	246,379.47	
5. Excess match carried over to next Federal fiscal year (line 3 minus line 4)	\$	2,032,523.72	
Part III Match Contribution for the Federal Fiscal Year			

11:07017007	
-------------	--

[illegible]

U.S. Department of Housing and Urban Development
Office of Community Planning and Development
Integrated Disbursement and Information System
Home Matching Liability Report

DATE: 12-08-14
TIME: 14:57
PAGE: 1

PINELLAS COUNTY, FL

Fiscal Year	Match Percent	Total Disbursements	Disbursements Requiring Match	Match Liability Amount
1997	25.0%	\$116,389.00	\$116,389.00	\$29,097.25
1998	25.0%	\$2,870,953.99	\$2,725,477.70	\$681,369.42
1999	25.0%	\$1,296,851.95	\$1,186,648.63	\$296,662.15
2000	25.0%	\$1,350,628.66	\$1,228,566.97	\$307,141.74
2001	25.0%	\$957,595.56	\$758,737.65	\$189,684.41
2002	25.0%	\$676,507.10	\$446,898.15	\$111,724.53
2003	25.0%	\$1,953,699.67	\$1,771,907.87	\$442,976.96
2004	0.0%	\$936,206.78	\$0.00	\$0.00
2005	0.0%	\$1,172,887.67	\$0.00	\$0.00
2006	0.0%	\$602,151.90	\$0.00	\$0.00
2007	25.0%	\$1,989,989.40	\$1,366,626.24	\$341,656.56
2008	25.0%	\$2,543,031.90	\$2,295,235.96	\$573,808.99
2009	25.0%	\$2,333,251.17	\$2,148,570.63	\$537,142.65
2010	25.0%	\$2,050,515.00	\$1,804,948.82	\$451,237.20
2011	25.0%	\$1,185,624.87	\$963,991.00	\$240,997.75
2012	25.0%	\$1,401,779.55	\$1,296,089.88	\$324,022.47
2013	25.0%	\$1,796,173.87	\$1,597,237.87	\$399,309.46

U.S. Department of Housing and Urban Development
Office of Community Planning and Development
Integrated Disbursement and Information System
Home Matching Liability Report

2014	25.0%	\$1,104,234.87	\$985,517.91	\$246,379.47
------	-------	----------------	--------------	--------------

Economic Opportunities for Low – and Very Low-Income Persons

OMB Approval No: 2529-0043
(exp. 11/30/2010)

HUD Field Office:

1. Recipient Name & Address: (street, city, state, zip)	2. Federal Identification: (grant no.)	3. Total Amount of Award:
Pinellas County Community Development 600 Cleveland Street, Suite 800 Clearwater, FL 33755	M-13-DC-12-0217	\$1,057,756.00
	4. Contact Person	5. Phone: (include area code)
	Brook Gajan	727-464-8232
6. Length of Grant:	7. Reporting Period:	
		10/01/2013-09/30/2014
8. Date Report Submitted:	9. Program Code: (Use separate sheet for each program code)	10. Program Name:
12/29/2014	5	HOME

A Job Category	B Number of New Hires	C Number of New Hires that are Sec. 3 Residents	D % of Aggregate Number of Staff Hours of New Hires that are Sec. 3 Residents	E % of Total Staff Hours for Section 3 Employees and Trainees	F Number of Section 3 Trainees
Professionals	0	0	0	0	0
Technicians	0	0	0	0	0
Office/Clerical	0	0	0	0	0
Construction by Trade (List Trade)	0	0	0	0	0
Trade					
Trade					
Trade					
Trade					
Other (List)					
Total					

8 = CDBG State Administered
9 = Other CD Programs
10 = Other Housing Programs

Part II: Contracts Awarded

1. Construction Contracts:

M-13-DC-12-0217

A. Total dollar amount of all contracts awarded on the project	\$ 4586340.00
B. Total dollar amount of contracts awarded to Section 3 businesses	\$ 0
C. Percentage of the total dollar amount that was awarded to Section 3 businesses	0 %
D. Total number of Section 3 businesses receiving contracts	0

2. Non-Construction Contracts:

A. Total dollar amount all non-construction contracts awarded on the project/activity	\$ 0
B. Total dollar amount of non-construction contracts awarded to Section 3 businesses	\$ 0
C. Percentage of the total dollar amount that was awarded to Section 3 businesses	0 %
D. Total number of Section 3 businesses receiving non-construction contracts	0

Part III: Summary

Indicate the efforts made to direct the employment and other economic opportunities generated by HUD financial assistance for housing and community development programs, to the greatest extent feasible, toward low-and very low-income persons, particularly those who are recipients of government assistance for housing. (Check all that apply.)

- ☐ Attempted to recruit low-income residents through: local advertising media, signs prominently displayed at the project site, contracts with the community organizations and public or private agencies operating within the metropolitan area (or nonmetropolitan county) in which the Section 3 covered program or project is located, or similar methods.
- ☐ Participated in a HUD program or other program which promotes the training or employment of Section 3 residents.
- ☐ Participated in a HUD program or other program which promotes the award of contracts to business concerns which meet the definition of Section 3 business concerns.
- ☐ Coordinated with Youthbuild Programs administered in the metropolitan area in which the Section 3 covered project is located.
- ☐ Other; describe below.

Public reporting for this collection of information is estimated to average 2 hours per response, including the time for reviewing instructions, searching existing data sources, gathering and maintaining the data needed, and completing and reviewing the collection of information. This agency may not collect this information, and you are not required to complete this form, unless it displays a currently valid OMB number.

Section 3 of the Housing and Urban Development Act of 1968, as amended, 12 U.S.C. 1701u, mandates that the Department ensures that employment and other economic opportunities generated by its housing and community development assistance programs are directed toward low- and very-low income persons, particularly those who are recipients of government assistance housing. The regulations are found at 24 CFR Part 135. The information will be used by the Department to monitor program recipients' compliance with Section 3, to assess the results of the Department's efforts to meet the statutory objectives of Section 3, to prepare reports to Congress, and by recipients as self-monitoring tool. The data is entered into a database and will be analyzed and distributed. The collection of information involves recipients receiving Federal financial assistance for housing and community development programs covered by Section 3. The information will be collected annually to assist HUD in meeting its reporting requirements under Section 808(e)(6) of the Fair Housing Act and Section 916 of the HCDA of 1992. An assurance of confidentiality is not applicable to this form. The Privacy Act of 1974 and OMB Circular A-108 are not applicable. The reporting requirements do not contain sensitive questions. Data is cumulative; personal identifying information is not included.

Form HUD-60002, Section 3 Summary Report, Economic Opportunities for Low- and Very Low-Income Persons.

Instructions: This form is to be used to report annual accomplishments regarding employment and other economic opportunities provided to low- and very low-income persons under Section 3 of the Housing and Urban Development Act of 1968. The Section 3 regulations apply to any **public and Indian housing programs** that receive: (1) development assistance pursuant to Section 5 of the U.S. Housing Act of 1937; (2) operating assistance pursuant to Section 9 of the U.S. Housing Act of 1937; or (3) modernization grants pursuant to Section 14 of the U.S. Housing Act of 1937 and to recipients of housing and community development assistance in excess of \$200,000 expended for: (1) housing rehabilitation (including reduction and abatement of lead-based paint hazards); (2) housing construction; or (3) other public construction projects; and to contracts and subcontracts in excess of \$100,000 awarded in connection with the Section-3-covered activity.

Form HUD-60002 has three parts, which are to be completed for all programs covered by Section 3. Part I relates to **employment and training**. The recipient has the option to determine numerical employment/training goals either on the basis of the number of hours worked by new hires (columns B, D, E and F). Part II of the form relates to **contracting**, and Part III summarizes recipients' efforts to comply with Section 3.

Recipients or contractors subject to Section 3 requirements must maintain appropriate documentation to establish that HUD financial assistance for housing and community development programs were directed toward low- and very low-income persons.* A recipient of Section 3 covered assistance shall submit one copy of this report to HUD Headquarters, Office of Fair Housing and Equal Opportunity. Where the program providing assistance requires an annual performance report, this Section 3 report is to be submitted at the same time the program performance report is submitted. Where an annual performance report is not required, this Section 3 report is to be submitted by January 10 and, if the project ends before December 31, within 10 days of project completion. **Only Prime Recipients are required to report to HUD. The report must include accomplishments of all recipients and their Section 3 covered contractors and subcontractors.**

HUD Field Office: Enter the Field Office name.

1. Recipient: Enter the name and address of the recipient submitting this report.
2. Federal Identification: Enter the number that appears on the award form (with dashes). The award may be a grant, cooperative agreement or contract.
3. Dollar Amount of Award: Enter the dollar amount, rounded to the nearest dollar, received by the recipient.
- 4 & 5. Contact Person/Phone: Enter the name and telephone number of the person with knowledge of the award and the recipient's implementation of Section 3.
6. Reporting Period: Indicate the time period (months and year) this report covers.
7. Date Report Submitted: Enter the appropriate date.

8. Program Code: Enter the appropriate program code as listed at the bottom of the page.
9. Program Name: Enter the name of HUD Program corresponding with the "Program Code" in number 8.

Part I: Employment and Training Opportunities

Column A: Contains various job categories. Professionals are defined as people who have special knowledge of an occupation (i.e. supervisors, architects, surveyors, planners, and computer programmers). For construction positions, list each trade and provide data in columns B through F for each trade where persons were employed. The category of "Other" includes occupations such as service workers.

Column B: (Mandatory Field) Enter the number of new hires for each category of workers identified in Column A in connection with this award. New hire refers to a person who is not on the contractor's or recipient's payroll for employment at the time of selection for the Section 3 covered award or at the time of receipt of Section 3 covered assistance.

Column C: (Mandatory Field) Enter the number of Section 3 new hires for each category of workers identified in Column A in connection with this award. Section 3 new hire refers to a Section 3 resident who is not on the contractor's or recipient's payroll for employment at the time of selection for the Section 3 covered award or at the time of receipt of Section 3 covered assistance.

Column D: Enter the percentage of all the staff hours of new hires (Section 3 residents) in connection with this award.

Column E: Enter the percentage of the total staff hours worked for Section 3 employees and trainees (including new hires) connected with this award. Include staff hours for part-time and full-time positions.

Column F: (Mandatory Field) Enter the number of Section 3 residents that were trained in connection with this award.

Part II: Contract Opportunities

Block 1: Construction Contracts

Item A: Enter the total dollar amount of all contracts awarded on the project/program.

Item B: Enter the total dollar amount of contracts connected with this project/program that were awarded to Section 3 businesses.

Item C: Enter the percentage of the total dollar amount of contracts connected with this project/program awarded to Section 3 businesses.

Item D: Enter the number of Section 3 businesses receiving awards.

Block 2: Non-Construction Contracts

Item A: Enter the total dollar amount of all contracts awarded on the project/program.

Item B: Enter the total dollar amount of contracts connected with this project awarded to Section 3 businesses.

Item C: Enter the percentage of the total dollar amount of contracts connected with this project/program awarded to Section 3 businesses.

Item D: Enter the number of Section 3 businesses receiving awards.

Part III: Summary of Efforts – Self-explanatory

Submit one (1) copy of this report to the HUD Headquarters Office of Fair Housing and Equal Opportunity, at the same time the performance report is submitted to the program office. The Section 3 report is submitted by January 10. Include only contracts executed during the period specified in item 8. PHAs/IHAs are to report all contracts/subcontracts.

* The terms "low-income persons" and very low-income persons" have the same meanings given the terms in section 3 (b) (2) of the United States Housing Act of 1937. **Low-income persons** mean families (including single persons) whose incomes do not exceed 80 percent of the median income for the area, as determined by the Secretary, with adjustments for smaller and larger families, except that

The Secretary may establish income ceilings higher or lower than 80 percent of the median for the area on the basis of the Secretary's findings such that variations are necessary because of prevailing levels of construction costs or unusually high- or low-income families. **Very low-income persons** mean low-income families (including single persons) whose incomes do not exceed 50 percent of the median family income area, as determined by the Secretary with adjustments or smaller and larger families, except that the Secretary may establish income ceilings higher or lower than 50 percent of the median for the area on the basis of the Secretary's findings that such variations are necessary because of unusually high or low family incomes.

Annual Performance Report HOME Program

U.S. Department of Housing
and Urban Development
Office of Community Planning
and Development

OMB Approval No. 2506-0171
(exp. 8/31/2009)

Public reporting burden for this collection of information is estimated to average 2.5 hours per response, including the time for reviewing instructions, searching existing data sources, gathering and maintaining the data needed, and completing and reviewing the collection of information. This agency may not conduct or sponsor, and a person is not required to respond to, a collection of information unless that collection displays a valid OMB control number.

The HOME statute imposes a significant number of data collection and reporting requirements. This includes information on assisted properties, on the owners or tenants of the properties, and on other programmatic areas. The information will be used: 1) to assist HOME participants in managing their programs; 2) to track performance of participants in meeting fund commitment and expenditure deadlines; 3) to permit HUD to determine whether each participant meets the HOME statutory income targeting and affordability requirements; and 4) to permit HUD to determine compliance with other statutory and regulatory program requirements. This data collection is authorized under Title II of the Cranston-Gonzalez National Affordable Housing Act or related authorities. Access to Federal grant funds is contingent on the reporting of certain project-specific data elements. Records of information collected will be maintained by the recipients of the assistance. Information on activities and expenditures of grant funds is public information and is generally available for disclosure. Recipients are responsible for ensuring confidentiality when public disclosure is not required.

This form is intended to collect numeric data to be aggregated nationally as a complement to data collected through the Cash and Management Information (C/MI) System. Participants should enter the reporting period in the first block. The reporting period is October 1 to September 30. Instructions are included for each section if further explanation is needed.

Submit this form on or before December 31.	This report is for period (mm/dd/yyyy)		Date Submitted (mm/dd/yyyy)
Send one copy to the appropriate HUD Field Office and one copy to: HOME Program, Rm 7176, 451 7th Street, S.W., Washington D.C. 20410	Starting M-13-DC-12-0217	Ending 09/30/2014	Brook Gajan

Part I Participant Identification

1. Participant Number M-13-DC-120217	2. Participant Name 727-464-8232		
3. Name of Person completing this report 600 CLEVELAND STREET, SUITE 800		4. Phone Number (Include Area Code) CLEARWATER	
5. Address FL	6. City 33755	7. State 2,278,903.19	8. Zip Code 0.00

Part II Program Income

Enter the following program income amounts for the reporting period: in block 1, enter the balance on hand at the beginning; in block 2, enter the amount generated; in block 3, enter the amount expended; and in block 4, enter the amount for Tenant-Based rental Assistance.

1. Balance on hand at Beginning of Reporting Period 2,278,903.19	2. Amount received during Reporting Period 246,379.47	3. Total amount expended during Reporting Period 2,032,523.72	4. Amount expended for Tenant-Based Rental Assistance	5. Balance on hand at end of Reporting Period (1 + 2 - 3) = 5
---------------------------------------------------------------------	----------------------------------------------------------	------------------------------------------------------------------	-------------------------------------------------------	---------------------------------------------------------------

Part III Minority Business Enterprises (MBE) and Women Business Enterprises (WBE)

In the table below, indicate the number and dollar value of contracts for HOME projects completed during the reporting period.

	a. Total	Minority Business Enterprises (MBE)			f. White Non-Hispanic
		b. Alaskan Native or American Indian	c. Asian or Pacific Islander	d. Black Non-Hispanic	
A. Contracts					
1. Number					
2. Dollar Amount					
B. Sub-Contracts					
1. Number					
2. Dollar Amount					
	a. Total	b. Women Business Enterprises (WBE)	c. Male		
C. Contracts					
1. Number					
2. Dollar Amount					
D. Sub-Contracts					
1. Number					
2. Dollar Amounts					

Part IV Minority Owners of Rental Property

In the table below, indicate the number of HOME assisted rental property owners and the total dollar amount of HOME funds in these rental properties assisted during the reporting period.

	a. Total	Minority Property Owners				f. White Non-Hispanic
		b. Alaskan Native or American Indian	c. Asian or Pacific Islander	d. Black Non-Hispanic	e. Hispanic	
1. Number						
2. Dollar Amount						

Part V Relocation and Real Property Acquisition

Indicate the number of persons displaced, the cost of relocation payments, the number of parcels acquired, and the cost of acquisition. The data provided should reflect only displacements and acquisitions occurring during the reporting period.

	a. Number	b. Cost				
1. Parcels Acquired						
2. Businesses Displaced						
3. Nonprofit Organizations Displaced						
4. Households Temporarily Relocated, not Displaced						
Households Displaced	a. Total	Minority Business Enterprises (MBE)				f. White Non-Hispanic
		b. Alaskan Native or American Indian	c. Asian or Pacific Islander	d. Black Non-Hispanic	e. Hispanic	
5. Households Displaced - Number						
6. Households Displaced - Cost						

Economic Opportunities for Low- and Very Low-Income Persons

OMB Approval No: 2529-0043
(exp. 11/30/2010)

HUD Field Office:

1. Recipient Name & Address: (street, city, state, zip)	2. Federal Identification: (grant no.)	3. Total Amount of Award:
Pinellas County Community Development 600 Cleveland Street, Suite 800 Clearwater, FL 33755	B-13-UC-12-0005	\$2,517,880.00
	4. Contact Person	5. Phone: (Include area code)
	Brook Gajan	727-464-8232
6. Length of Grant:	7. Reporting Period:	
		10/01/2013-09/30/2014
8. Date Report Submitted:	9. Program Code: (Use separate sheet for each program code)	10. Program Name:
12/29/2014		CDBG

A Job Category	B Number of New Hires	C Number of New Hires that are Sec. 3 Residents	D % of Aggregate Number of Staff Hours of New Hires that are Sec. 3 Residents	E % of Total Staff Hours for Section 3 Employees and Trainees	F Number of Section 3 Trainees
Professionals	0	0	0	0	0
Technicians	0	0	0	0	0
Office/Clerical	0	0	0	0	0
Construction by Trade (List Trade)	0	0	0	0	0
Trade					
Trade					
Trade					
Trade					
Other (List)					
Total					

8 = CDBG State Administered
9 = Other CD Programs
10 = Other Housing Programs

Part II: Contracts Awarded

1. Construction Contracts:

A. Total dollar amount of all contracts awarded on the project	\$ 924,349.88
B. Total dollar amount of contracts awarded to Section 3 businesses	\$ 0
C. Percentage of the total dollar amount that was awarded to Section 3 businesses	0 %
D. Total number of Section 3 businesses receiving contracts	0

2. Non-Construction Contracts:

A. Total dollar amount all non-construction contracts awarded on the project/activity	\$ 0
B. Total dollar amount of non-construction contracts awarded to Section 3 businesses	\$ 0
C. Percentage of the total dollar amount that was awarded to Section 3 businesses	0 %
D. Total number of Section 3 businesses receiving non-construction contracts	0

Part III: Summary

Indicate the efforts made to direct the employment and other economic opportunities generated by HUD financial assistance for housing and community development programs, to the greatest extent feasible, toward low- and very low-income persons, particularly those who are recipients of government assistance for housing. (Check all that apply.)

- ☐ Attempted to recruit low-income residents through: local advertising media, signs prominently displayed at the project site, contracts with the community organizations and public or private agencies operating within the metropolitan area (or nonmetropolitan county) in which the Section 3 covered program or project is located, or similar methods.
- ☐ Participated in a HUD program or other program which promotes the training or employment of Section 3 residents.
- ☐ Participated in a HUD program or other program which promotes the award of contracts to business concerns which meet the definition of Section 3 business concerns.
- ☐ Coordinated with Youthbuild Programs administered in the metropolitan area in which the Section 3 covered project is located.
- ☐ Other; describe below.

Public reporting for this collection of information is estimated to average 2 hours per response, including the time for reviewing instructions, searching existing data sources, gathering and maintaining the data needed, and completing and reviewing the collection of information. This agency may not collect this information, and you are not required to complete this form, unless it displays a currently valid OMB number.

Section 3 of the Housing and Urban Development Act of 1968, as amended, 12 U.S.C. 1701u, mandates that the Department ensures that employment and other economic opportunities generated by its housing and community development assistance programs are directed toward low- and very-low income persons, particularly those who are recipients of government assistance housing. The regulations are found at 24 CFR Part 135. The information will be used by the Department to monitor program recipients' compliance with Section 3, to assess the results of the Department's efforts to meet the statutory objectives of Section 3, to prepare reports to Congress, and by recipients as self-monitoring tool. The data is entered into a database and will be analyzed and distributed. The collection of information involves recipients receiving Federal financial assistance for housing and community development programs covered by Section 3. The information will be collected annually to assist HUD in meeting its reporting requirements under Section 808(e)(6) of the Fair Housing Act and Section 916 of the HCDA of 1992. An assurance of confidentiality is not applicable to this form. The Privacy Act of 1974 and OMB Circular A-108 are not applicable. The reporting requirements do not contain sensitive questions. Data is cumulative; personal identifying information is not included.

Form HUD-60002, Section 3 Summary Report, Economic Opportunities for Low- and Very Low-Income Persons.

Instructions: This form is to be used to report annual accomplishments regarding employment and other economic opportunities provided to low- and very low-income persons under Section 3 of the Housing and Urban Development Act of 1968. The Section 3 regulations apply to any **public and Indian housing programs** that receive: (1) development assistance pursuant to Section 5 of the U.S. Housing Act of 1937; (2) operating assistance pursuant to Section 9 of the U.S. Housing Act of 1937; or (3) modernization grants pursuant to Section 14 of the U.S. Housing Act of 1937 and to recipients of housing and community development assistance in excess of \$200,000 expended for: (1) housing rehabilitation (including reduction and abatement of lead-based paint hazards); (2) housing construction; or (3) other public construction projects; and to **contracts and subcontracts in excess of \$100,000** awarded in connection with the Section-3-covered activity.

Form HUD-60002 has three parts, which are to be completed for all programs covered by Section 3. Part I relates to **employment and training**. The recipient has the option to determine numerical employment/training goals either on the basis of the number of hours worked by new hires (columns B, D, E and F). Part II of the form relates to **contracting**, and Part III summarizes recipients' efforts to comply with Section 3.

Recipients or contractors subject to Section 3 requirements must maintain appropriate documentation to establish that HUD financial assistance for housing and community development programs were directed toward low- and very low-income persons.* A recipient of Section 3 covered assistance shall submit one copy of this report to HUD Headquarters, Office of Fair Housing and Equal Opportunity. Where the program providing assistance requires an annual performance report, this Section 3 report is to be submitted at the same time the program performance report is submitted. Where an annual performance report is not required, this Section 3 report is to be submitted by January 10 and, if the project ends before December 31, within 10 days of project completion. **Only Prime Recipients are required to report to HUD. The report must include accomplishments of all recipients and their Section 3 covered contractors and subcontractors.**

HUD Field Office: Enter the Field Office name.

1. Recipient: Enter the name and address of the recipient submitting this report.
2. Federal Identification: Enter the number that appears on the award form (with dashes). The award may be a grant, cooperative agreement or contract.
3. Dollar Amount of Award: Enter the dollar amount, rounded to the nearest dollar, received by the recipient.
- 4 & 5. Contact Person/Phone: Enter the name and telephone number of the person with knowledge of the award and the recipient's implementation of Section 3.
6. Reporting Period: Indicate the time period (months and year) this report covers.
7. Date Report Submitted: Enter the appropriate date.

8. Program Code: Enter the appropriate program code as listed at the bottom of the page.
9. Program Name: Enter the name of HUD Program corresponding with the "Program Code" in number 8.

Part I: Employment and Training Opportunities

Column A: Contains various job categories. Professionals are defined as people who have special knowledge of an occupation (i.e. supervisors, architects, surveyors, planners, and computer programmers). For construction positions, list each trade and provide data in columns B through F for each trade where persons were employed. The category of "Other" includes occupations such as service workers.

Column B: (Mandatory Field) Enter the number of new hires for each category of workers identified in **Column A** in connection with this award. New hire refers to a person who is not on the contractor's or recipient's payroll for employment at the time of selection for the Section 3 covered award or at the time of receipt of Section 3 covered assistance.

Column C: (Mandatory Field) Enter the number of Section 3 new hires for each category of workers identified in **Column A** in connection with this award. Section 3 new hire refers to a Section 3 resident who is not on the contractor's or recipient's payroll for employment at the time of selection for the Section 3 covered award or at the time of receipt of Section 3 covered assistance.

Column D: Enter the percentage of all the staff hours of new hires (Section 3 residents) in connection with this award.

Column E: Enter the percentage of the total staff hours worked for Section 3 employees and trainees (including new hires) connected with this award. Include staff hours for part-time and full-time positions.

Column F: (Mandatory Field) Enter the number of Section 3 residents that were trained in connection with this award.

Part II: Contract Opportunities

Block 1: Construction Contracts

Item A: Enter the total dollar amount of all contracts awarded on the project/program.

Item B: Enter the total dollar amount of contracts connected with this project/program that were awarded to Section 3 businesses.

Item C: Enter the percentage of the total dollar amount of contracts connected with this project/program awarded to Section 3 businesses.

Item D: Enter the number of Section 3 businesses receiving awards.

Block 2: Non-Construction Contracts

Item A: Enter the total dollar amount of all contracts awarded on the project/program.

Item B: Enter the total dollar amount of contracts connected with this project awarded to Section 3 businesses.

Item C: Enter the percentage of the total dollar amount of contracts connected with this project/program awarded to Section 3 businesses.

Item D: Enter the number of Section 3 businesses receiving awards.

Part III: Summary of Efforts – Self-explanatory

Submit one (1) copy of this report to the HUD Headquarters Office of Fair Housing and Equal Opportunity, at the same time the performance report is submitted to the program office. The Section 3 report is submitted by January 10. Include only contracts executed during the period specified in item 8. PHAs/IHAs are to report all contracts/subcontracts.

* The terms "low-income persons" and very low-income persons" have the same meanings given the terms in section 3 (b) (2) of the United States Housing Act of 1937. **Low-income persons** mean families (including single persons) whose incomes do not exceed 80 percent of the median income for the area, as determined by the Secretary, with adjustments for smaller and larger families, except that

The Secretary may establish income ceilings higher or lower than 80 percent of the median for the area on the basis of the Secretary's findings such that variations are necessary because of prevailing levels of construction costs or unusually high- or low-income families. **Very low-income persons** mean low-income families (including single persons) whose incomes do not exceed 50 percent of the median family income area, as determined by the Secretary with adjustments or smaller and larger families, except that the Secretary may establish income ceilings higher or lower than 50 percent of the median for the area on the basis of the Secretary's findings that such variations are necessary because of unusually high or low family incomes.

U.S. DEPARTMENT OF HOUSING
AND URBAN DEVELOPMENT
OFFICE OF COMMUNITY
PLANNING AND DEVELOPMENT
PR01 - HUD Grants and Program
Income

DATE: 12/29/2014
TIME: 12:23:48 PM
PAGE: 1/2

IDIS

Program	Fund Type	Grantee Name	Grant Number	Authorized Amount	Suballocated Amount	Amount Committed to Activities	Net Drawn Amount	YTD Net Draw Amount	Available to Commit	Available to Draw	Recapture Amount	
CDBG	EN	PINELLAS COUNTY	B89UC120005	\$2,635,000.00	\$0.00	\$2,635,000.00	\$2,635,000.00	\$0.00	\$0.00	\$0.00	\$0.00	
			B90UC120005	\$2,515,000.00	\$0.00	\$2,515,000.00	\$2,515,000.00	\$0.00	\$0.00	\$0.00	\$0.00	
			B91UC120005	\$2,850,000.00	\$0.00	\$2,850,000.00	\$2,850,000.00	\$0.00	\$0.00	\$0.00	\$0.00	
			B92UC120005	\$3,058,000.00	\$0.00	\$3,058,000.00	\$3,058,000.00	\$0.00	\$0.00	\$0.00	\$0.00	
			B93UC120005	\$3,625,000.00	\$0.00	\$3,625,000.00	\$3,625,000.00	\$0.00	\$0.00	\$0.00	\$0.00	
			B94UC120005	\$3,860,000.00	\$0.00	\$3,860,000.00	\$3,860,000.00	\$0.00	\$0.00	\$0.00	\$0.00	
			B95UC120005	\$3,826,000.00	\$0.00	\$3,826,000.00	\$3,826,000.00	\$0.00	\$0.00	\$0.00	\$0.00	
			B96UC120005	\$3,717,000.00	\$0.00	\$3,717,000.00	\$3,717,000.00	\$0.00	\$0.00	\$0.00	\$0.00	
			B97UC120005	\$3,454,000.00	\$0.00	\$3,454,000.00	\$3,454,000.00	\$0.00	\$0.00	\$0.00	\$0.00	
			B98UC120005	\$3,354,000.00	\$0.00	\$3,354,000.00	\$3,354,000.00	\$0.00	\$0.00	\$0.00	\$0.00	
			B99UC120005	\$3,438,000.00	\$0.00	\$3,438,000.00	\$3,438,000.00	\$0.00	\$0.00	\$0.00	\$0.00	
			B00UC120005	\$3,621,000.00	\$0.00	\$3,621,000.00	\$3,621,000.00	\$0.00	\$0.00	\$0.00	\$0.00	
			B01UC120005	\$3,743,000.00	\$0.00	\$3,743,000.00	\$3,743,000.00	\$0.00	\$0.00	\$0.00	\$0.00	
			B02UC120005	\$3,682,000.00	\$0.00	\$3,682,000.00	\$3,682,000.00	\$0.00	\$0.00	\$0.00	\$0.00	
			B03UC120005	\$3,818,000.00	\$0.00	\$3,818,000.00	\$3,818,000.00	\$0.00	\$0.00	\$0.00	\$0.00	
			B04UC120005	\$3,701,000.00	\$0.00	\$3,701,000.00	\$3,701,000.00	\$0.00	\$0.00	\$0.00	\$0.00	
			B05UC120005	\$3,493,162.00	\$0.00	\$3,493,162.00	\$3,493,162.00	\$0.00	\$0.00	\$0.00	\$0.00	
			B06UC120005	\$3,129,703.00	\$0.00	\$3,129,703.00	\$3,129,703.00	\$0.00	\$0.00	\$0.00	\$0.00	
			B07UC120005	\$3,103,668.00	\$0.00	\$3,103,668.00	\$3,103,668.00	\$0.00	\$0.00	\$0.00	\$0.00	
			B08UC120005	\$2,979,575.00	\$0.00	\$2,979,575.00	\$2,979,575.00	\$0.00	\$0.00	\$0.00	\$0.00	
			B09UC120005	\$2,997,508.00	\$418,328.76	\$2,579,179.24	\$2,579,179.24	\$0.00	\$0.00	\$0.00	\$0.00	
			B10UC120005	\$3,221,625.00	\$0.00	\$3,221,625.00	\$3,221,625.00	\$0.00	\$0.00	\$0.00	\$0.00	
			B11UC120005	\$2,676,384.00	\$0.00	\$2,676,384.00	\$2,676,384.00	\$0.00	\$0.00	\$0.00	\$0.00	
			B12UC120005	\$2,389,721.00	\$0.00	\$2,389,721.00	\$2,278,568.18	\$1,679,821.42	\$0.00	\$111,152.82	\$0.00	
			B13UC120005	\$2,517,880.00	\$0.00	\$201,173.71	\$0.00	\$0.00	\$2,316,706.29	\$2,517,880.00	\$0.00	
			B14UC120005	\$2,422,408.00	\$0.00	\$0.00	\$0.00	\$0.00	\$2,422,408.00	\$2,422,408.00	\$0.00	
			PINELLAS COUNTY Subtotal:	\$83,828,634.00	\$418,328.76	\$78,671,190.95	\$78,358,864.42	\$1,679,821.42	\$4,739,114.29	\$5,051,440.82	\$0.00	
		EN Subtotal:		\$83,828,634.00	\$418,328.76	\$78,671,190.95	\$78,358,864.42	\$1,679,821.42	\$4,739,114.29	\$5,051,440.82	\$0.00	
		PI	PINELLAS COUNTY	B96UC120005	\$639,913.43	\$0.00	\$639,913.43	\$639,913.43	\$0.00	\$0.00	\$0.00	
			B97UC120005	\$1,124,269.66	\$0.00	\$1,124,269.66	\$1,124,269.66	\$0.00	\$0.00	\$0.00	\$0.00	
			B98UC120005	\$751,392.06	\$0.00	\$751,392.06	\$751,392.06	\$0.00	\$0.00	\$0.00	\$0.00	
			B99UC120005	\$639,868.76	\$0.00	\$639,868.76	\$639,868.76	\$0.00	\$0.00	\$0.00	\$0.00	
			B00UC120005	\$662,702.29	\$0.00	\$662,702.29	\$662,702.29	\$0.00	\$0.00	\$0.00	\$0.00	
			B01UC120005	\$873,511.05	\$0.00	\$873,511.05	\$873,511.05	\$0.00	\$0.00	\$0.00	\$0.00	
			B02UC120005	\$741,139.07	\$0.00	\$741,139.07	\$741,139.07	\$0.00	\$0.00	\$0.00	\$0.00	
			B03UC120005	\$1,035,867.69	\$0.00	\$1,035,867.69	\$1,035,867.69	\$0.00	\$0.00	\$0.00	\$0.00	
			B04UC120005	\$706,899.43	\$0.00	\$706,899.43	\$706,899.43	\$0.00	\$0.00	\$0.00	\$0.00	
			B05UC120005	\$505,665.70	\$0.00	\$505,665.70	\$505,665.70	\$0.00	\$0.00	\$0.00	\$0.00	
			B06UC120005	\$595,036.24	\$0.00	\$595,036.24	\$595,036.24	\$0.00	\$0.00	\$0.00	\$0.00	
			B07UC120005	\$476,239.08	\$0.00	\$476,239.08	\$476,239.08	\$0.00	\$0.00	\$0.00	\$0.00	
			B08UC120005	\$228,320.13	\$0.00	\$228,320.13	\$228,320.13	\$0.00	\$0.00	\$0.00	\$0.00	
			B09UC120005	\$91,611.64	\$0.00	\$91,611.64	\$91,611.64	\$0.00	\$0.00	\$0.00	\$0.00	
			B10UC120005	\$122,030.59	\$0.00	\$122,030.59	\$122,030.59	\$0.00	\$0.00	\$0.00	\$0.00	
			B11UC120005	\$42,261.66	\$0.00	\$42,261.66	\$42,261.66	\$0.00	\$0.00	\$0.00	\$0.00	
			B12UC120005	\$68,319.52	\$0.00	\$68,319.52	\$68,319.52	\$0.00	\$0.00	\$0.00	\$0.00	
			B13UC120005	\$201,488.32	\$0.00	\$201,488.32	\$201,488.32	\$201,488.32	\$0.00	\$0.00	\$0.00	
			PINELLAS COUNTY Subtotal:	\$9,526,526.32	\$0.00	\$9,526,526.32	\$9,526,526.32	\$201,488.32	\$0.00	\$0.00	\$0.00	
		PI Subtotal:		\$9,526,526.32	\$0.00	\$9,526,526.32	\$9,526,526.32	\$201,488.32	\$0.00	\$0.00	\$0.00	
		AD	PINELLAS COUNTY	B06UC120005	\$0.00	\$0.00	\$0.00	\$0.00	\$0.00	\$0.00	\$0.00	
			B08UC120005	\$0.00	\$0.00	\$0.00	\$0.00	\$0.00	\$0.00	\$0.00	\$0.00	
			B09UC120005	\$418,328.76	\$0.00	\$418,328.76	\$418,328.76	\$0.00	\$0.00	\$0.00	\$0.00	
			PINELLAS COUNTY Subtotal:	\$418,328.76	\$0.00	\$418,328.76	\$418,328.76	\$0.00	\$0.00	\$0.00	\$0.00	
		AD Subtotal:		\$418,328.76	\$0.00	\$418,328.76	\$418,328.76	\$0.00	\$0.00	\$0.00	\$0.00	
		CDBG-R	PINELLAS COUNTY	B09UY120005	\$809,226.00	\$0.00	\$809,226.00	\$809,226.00	\$0.00	\$0.00	\$0.00	\$0.00
			PINELLAS COUNTY Subtotal:	\$809,226.00	\$0.00	\$809,226.00	\$809,226.00	\$0.00	\$0.00	\$0.00	\$0.00	
		EN Subtotal:		\$809,226.00	\$0.00	\$809,226.00	\$809,226.00	\$0.00	\$0.00	\$0.00	\$0.00	
		ESG	PINELLAS COUNTY	S89UC120018	\$42,000.00	\$0.00	\$42,000.00	\$42,000.00	\$0.00	\$0.00	\$0.00	\$0.00
			S90UC120018	\$66,000.00	\$0.00	\$66,000.00	\$66,000.00	\$0.00	\$0.00	\$0.00	\$0.00	
			S91UC120018	\$65,000.00	\$0.00	\$65,000.00	\$65,000.00	\$0.00	\$0.00	\$0.00	\$0.00	
			S92UC120018	\$65,000.00	\$0.00	\$65,000.00	\$65,000.00	\$0.00	\$0.00	\$0.00	\$0.00	
			S93UC120018	\$45,000.00	\$0.00	\$45,000.00	\$45,000.00	\$0.00	\$0.00	\$0.00	\$0.00	
			S94UC120018	\$106,000.00	\$0.00	\$106,000.00	\$106,000.00	\$0.00	\$0.00	\$0.00	\$0.00	
			S95UC120018	\$139,000.00	\$0.00	\$139,000.00	\$139,000.00	\$0.00	\$0.00	\$0.00	\$0.00	
			S96UC120018	\$97,000.00	\$0.00	\$97,000.00	\$97,000.00	\$0.00	\$0.00	\$0.00	\$0.00	
			S97UC120018	\$97,000.00	\$0.00	\$97,000.00	\$97,000.00	\$0.00	\$0.00	\$0.00	\$0.00	
			S98UC120018	\$132,000.00	\$0.00	\$132,000.00	\$132,000.00	\$0.00	\$0.00	\$0.00	\$0.00	
			S99UC120018	\$120,000.00	\$0.00	\$120,000.00	\$120,000.00	\$0.00	\$0.00	\$0.00	\$0.00	
			S00UC120018	\$122,000.00	\$0.00	\$122,000.00	\$122,000.00	\$0.00	\$0.00	\$0.00	\$0.00	
			S01UC120018	\$128,000.00	\$0.00	\$128,000.00	\$128,000.00	\$0.00	\$0.00	\$0.00	\$0.00	
			S02UC120018	\$127,000.00	\$0.00	\$127,000.00	\$127,000.00	\$0.00	\$0.00	\$0.00	\$0.00	
			S03UC120018	\$126,000.00	\$0.00	\$126,000.00	\$126,000.00	\$0.00	\$0.00	\$0.00	\$0.00	
			S04UC120018	\$139,661.00	\$0.00	\$139,661.00	\$139,661.00	\$0.00	\$0.00	\$0.00	\$0.00	
			S05UC120018	\$135,371.00	\$0.00	\$135,371.00	\$135,371.00	\$0.00	\$0.00	\$0.00	\$0.00	
			S06UC120018	\$134,355.00	\$0.00	\$134,355.00	\$134,355.00	\$0.00	\$0.00	\$0.00	\$0.00	
			S07UC120018	\$134,978.00	\$0.00	\$134,978.00	\$134,978.00	\$0.00	\$0.00	\$0.00	\$0.00	
			S08UC120018	\$133,725.00	\$0.00	\$133,725.00	\$133,725.00	\$0.00	\$0.00	\$0.00	\$0.00	

U.S. DEPARTMENT OF HOUSING
AND URBAN DEVELOPMENT
OFFICE OF COMMUNITY
PLANNING AND DEVELOPMENT
PR01 - HUD Grants and Program
Income

DATE: 12/29/2014
TIME: 12:23:48 PM
PAGE: 2/2

IDIS

Program	Fund Type	Grantee Name	Grant Number	Authorized Amount	Suballocated Amount	Amount Committed to Activities	Net Drawn Amount	YTD Net Draw Amount	Available to Commit	Available to Draw	Recapture Amount
ESG	EN	PINELLAS COUNTY	S09UC120018	\$132,661.00	\$0.00	\$132,661.00	\$132,661.00	\$0.00	\$0.00	\$0.00	\$0.00
			S10UC120018	\$131,289.80	\$0.00	\$131,289.80	\$131,289.80	\$0.00	\$0.00	\$0.00	\$0.00
			PINELLAS COUNTY Subtotal:	\$2,419,040.80	\$0.00	\$2,419,040.80	\$2,419,040.80	\$0.00	\$0.00	\$0.00	\$0.00
			EN Subtotal:	\$2,419,040.80	\$0.00	\$2,419,040.80	\$2,419,040.80	\$0.00	\$0.00	\$0.00	\$0.00
HOME	EN	PINELLAS COUNTY	M82DC120217	\$1,953,000.00	\$292,950.00	\$1,660,050.00	\$1,660,050.00	\$0.00	\$0.00	\$0.00	\$0.00
			M93DC120217	\$1,284,000.00	\$633,950.17	\$650,049.83	\$650,049.83	\$0.00	\$0.00	\$0.00	\$0.00
			M94DC120217	\$1,629,000.00	\$788,926.71	\$840,073.29	\$840,073.29	\$0.00	\$0.00	\$0.00	\$0.00
			M95DC120217	\$1,759,000.00	\$265,000.00	\$1,494,000.00	\$1,494,000.00	\$0.00	\$0.00	\$0.00	\$0.00
			M96DC120217	\$1,768,000.00	\$1,108,842.23	\$659,157.77	\$659,157.77	\$0.00	\$0.00	\$0.00	\$0.00
			M97DC120217	\$1,261,000.00	\$341,000.00	\$919,550.00	\$919,550.00	\$0.00	\$0.00	\$0.00	\$0.00
			M98DC120217	\$1,336,000.00	\$885,891.00	\$450,109.00	\$450,109.00	\$0.00	\$0.00	\$0.00	\$0.00
			M99DC120217	\$1,466,000.00	\$982,704.10	\$483,295.90	\$483,295.90	\$0.00	\$0.00	\$0.00	\$0.00
			M00DC120217	\$1,541,000.00	\$632,386.62	\$908,613.38	\$908,613.38	\$0.00	\$0.00	\$0.00	\$0.00
			M01DC120217	\$1,709,000.00	\$516,463.43	\$1,192,536.57	\$1,192,536.57	\$0.00	\$0.00	\$0.00	\$0.00
			M02DC120217	\$1,702,000.00	\$1,429,661.26	\$272,338.74	\$272,338.74	\$0.00	\$0.00	\$0.00	\$0.00
			M03DC120217	\$1,862,562.00	\$602,623.56	\$1,259,938.44	\$1,259,938.44	\$0.00	\$0.00	\$0.00	\$0.00
			M04DC120217	\$2,084,691.00	\$916,438.18	\$1,169,252.82	\$1,169,252.82	\$0.00	\$0.00	\$0.00	\$0.00
			M05DC120217	\$1,888,356.00	\$654,379.36	\$1,233,976.04	\$1,233,976.04	\$0.00	\$0.00	\$0.00	\$0.00
			M06DC120217	\$1,748,124.00	\$584,414.47	\$1,163,709.53	\$1,163,709.53	\$0.00	\$0.00	\$0.00	\$0.00
			M07DC120217	\$1,726,809.00	\$1,636,971.91	\$89,837.09	\$89,837.09	\$0.00	\$0.00	\$0.00	\$0.00
			M08DC120217	\$1,650,889.00	\$408,995.25	\$1,241,893.75	\$1,241,893.75	\$0.00	\$0.00	\$0.00	\$0.00
			M09DC120217	\$1,852,011.00	\$492,132.38	\$1,359,878.62	\$1,359,878.62	\$206,006.24	\$0.00	\$0.00	\$0.00
			M10DC120217	\$1,782,367.00	\$510,272.26	\$1,272,094.74	\$1,109,397.75	\$779,511.67	\$0.00	\$162,696.99	\$0.00
			M11DC120217	\$1,577,773.00	\$405,498.46	\$1,172,274.54	\$0.00	\$0.00	\$0.00	\$1,172,274.54	\$0.00
			M12DC120217	\$1,069,063.00	\$106,906.30	\$962,156.70	\$0.00	\$0.00	\$0.00	\$962,156.70	\$0.00
			M13DC120217	\$1,057,756.00	\$264,439.00	\$118,540.37	\$0.00	\$0.00	\$674,776.63	\$793,317.00	\$0.00
			M14DC120217	\$1,072,975.00	\$268,243.75	\$0.00	\$0.00	\$0.00	\$804,731.25	\$804,731.25	\$0.00
			PINELLAS COUNTY Subtotal:	\$36,781,376.00	\$14,728,741.00	\$20,573,127.12	\$18,157,458.52	\$985,517.91	\$1,479,507.88	\$3,895,176.48	\$0.00
			EN Subtotal:	\$36,781,376.00	\$14,728,741.00	\$20,573,127.12	\$18,157,458.52	\$985,517.91	\$1,479,507.88	\$3,895,176.48	\$0.00
PI	EN	PINELLAS COUNTY	M96DC120217	\$688,764.45	\$0.00	\$688,764.45	\$688,764.45	\$0.00	\$0.00	\$0.00	\$0.00
			M97DC120217	\$896,465.80	\$0.00	\$896,465.80	\$896,465.80	\$0.00	\$0.00	\$0.00	\$0.00
			M98DC120217	\$457,827.49	\$0.00	\$457,827.49	\$457,827.49	\$0.00	\$0.00	\$0.00	\$0.00
			M99DC120217	\$406,417.60	\$0.00	\$406,417.60	\$406,417.60	\$0.00	\$0.00	\$0.00	\$0.00
			M00DC120217	\$626,651.23	\$0.00	\$626,651.23	\$626,651.23	\$0.00	\$0.00	\$0.00	\$0.00
			M01DC120217	\$780,931.00	\$0.00	\$780,931.00	\$780,931.00	\$0.00	\$0.00	\$0.00	\$0.00
			M02DC120217	\$921,228.20	\$0.00	\$921,228.20	\$921,228.20	\$0.00	\$0.00	\$0.00	\$0.00
			M03DC120217	\$1,369,830.64	\$0.00	\$1,369,830.64	\$1,369,830.64	\$0.00	\$0.00	\$0.00	\$0.00
			M04DC120217	\$1,368,346.08	\$0.00	\$1,368,346.08	\$1,368,346.08	\$0.00	\$0.00	\$0.00	\$0.00
			M05DC120217	\$1,800,683.17	\$0.00	\$1,800,683.17	\$1,800,683.17	\$0.00	\$0.00	\$0.00	\$0.00
			M06DC120217	\$1,667,798.22	\$0.00	\$1,667,798.22	\$1,667,798.22	\$0.00	\$0.00	\$0.00	\$0.00
			M07DC120217	\$618,495.91	\$0.00	\$618,495.91	\$618,495.91	\$0.00	\$0.00	\$0.00	\$0.00
			M08DC120217	\$446,951.56	\$0.00	\$446,951.56	\$446,951.56	\$0.00	\$0.00	\$0.00	\$0.00
			M09DC120217	\$650,602.59	\$0.00	\$650,602.59	\$650,602.59	\$0.00	\$0.00	\$0.00	\$0.00
			M10DC120217	\$646,805.12	\$0.00	\$646,805.12	\$646,805.12	\$0.00	\$0.00	\$0.00	\$0.00
			M11DC120217	\$778,526.94	\$0.00	\$778,526.94	\$778,526.94	\$0.00	\$0.00	\$0.00	\$0.00
			M12DC120217	\$768,159.26	\$75,877.87	\$692,281.39	\$692,281.39	\$39,989.12	\$0.00	\$0.00	\$0.00
			M13DC120217	\$760,837.15	\$76,083.72	\$302,450.79	\$302,450.79	\$302,450.79	\$382,302.64	\$382,302.64	\$0.00
			PINELLAS COUNTY Subtotal:	\$15,655,322.41	\$151,961.59	\$15,121,058.18	\$15,121,058.18	\$342,439.91	\$382,302.64	\$382,302.64	\$0.00
			PI Subtotal:	\$15,655,322.41	\$151,961.59	\$15,121,058.18	\$15,121,058.18	\$342,439.91	\$382,302.64	\$382,302.64	\$0.00
PA	EN	PINELLAS COUNTY	M12DC120217	\$75,877.87	\$0.00	\$75,877.87	\$75,877.87	\$65,073.40	\$0.00	\$0.00	\$0.00
			M13DC120217	\$76,083.72	\$0.00	\$33,605.64	\$33,605.64	\$33,605.64	\$42,478.08	\$42,478.08	\$0.00
			PINELLAS COUNTY Subtotal:	\$151,961.59	\$0.00	\$109,483.51	\$109,483.51	\$98,679.04	\$42,478.08	\$42,478.08	\$0.00
			PA Subtotal:	\$151,961.59	\$0.00	\$109,483.51	\$109,483.51	\$98,679.04	\$42,478.08	\$42,478.08	\$0.00
HPRP	EN	PINELLAS COUNTY	S09UY120018	\$1,237,464.00	\$0.00	\$1,237,464.00	\$1,237,464.00	\$0.00	\$0.00	\$0.00	\$0.00
			PINELLAS COUNTY Subtotal:	\$1,237,464.00	\$0.00	\$1,237,464.00	\$1,237,464.00	\$0.00	\$0.00	\$0.00	\$0.00
			EN Subtotal:	\$1,237,464.00	\$0.00	\$1,237,464.00	\$1,237,464.00	\$0.00	\$0.00	\$0.00	\$0.00
			GRANTEE	\$150,257,589.53	\$15,299,031.35	\$128,885,445.64	\$126,157,450.51	\$3,307,946.60	\$6,643,402.89	\$9,371,398.02	\$0.00

U.S. Department of Housing and Urban Development
Office of Community Planning and Development
Integrated Disbursement and Information System
List of Activities By Program Year And Project
PINELLAS COUNTY,FL

DATE: 12-29-14
TIME: 12:25
PAGE: 1

REPORT FOR CPD PROGRAM ALL
PGM YR ALL

Plan Year	IDIS Project	Project	IDIS Activity ID	Activity Name	Activity Status	Program	Funded Amount	Draw Amount	Balance
1994	1	CONVERTED HOME ACTIVITIES	1	HOME COMMITTED FUNDS ADJUSTMENT	Open	HOME	\$0.00	\$0.00	\$0.00
			5	BOCC PINELLAS COUNTY	Completed	HOME	\$1,738.90	\$1,738.90	\$0.00
			6	BOCC PINELLAS COUNTY	Completed	HOME	\$14,000.00	\$14,000.00	\$0.00
			7	BOCC PINELLAS COUNTY	Completed	HOME	\$6,681.10	\$6,681.10	\$0.00
			8	BOCC PINELLAS COUNTY	Completed	HOME	\$15,000.00	\$15,000.00	\$0.00
			9	PINELLAS COUNTY-CNSRT	Completed	HOME	\$1,103,912.00	\$1,103,912.00	\$0.00
			10	BOCC PINELLAS COUNTY	Completed	HOME	\$16,972.25	\$16,972.25	\$0.00
			11	CNSRT-PINELLAS COUNTY	Completed	HOME	\$14,500.00	\$14,500.00	\$0.00
			12	BOCC PINELLAS COUNTY	Completed	HOME	\$6,043.55	\$6,043.55	\$0.00
			13	PINELLAS COUNTY-CNSRT	Completed	HOME	\$23,515.85	\$23,515.85	\$0.00
			14	BOCC PINELLAS COUNTY	Completed	HOME	\$8,717.98	\$8,717.98	\$0.00
			15	CNSRT-PINELLAS COUNTY	Completed	HOME	\$20,459.25	\$20,459.25	\$0.00
			16	HOME - ADMINISTRATION	Completed	HOME	\$131,589.21	\$131,589.21	\$0.00
			17	CNSRT-PINELLAS COUNTY	Completed	HOME	\$9,478.05	\$9,478.05	\$0.00
			18	PINELLAS COUNTY-CNSRT	Completed	HOME	\$7,416.75	\$7,416.75	\$0.00
			19	PINELLAS COUNTY-CNSRT	Completed	HOME	\$9,503.10	\$9,503.10	\$0.00
			20	PINELLAS COUNTY-CNSRT	Completed	HOME	\$27,354.95	\$27,354.95	\$0.00
			21	PINELLAS COUNTY-CNSRT	Completed	HOME	\$1,762.00	\$1,762.00	\$0.00
			22	PINELLAS COUNTY-CNSRT	Completed	HOME	\$1,650.00	\$1,650.00	\$0.00
			23	PINELLAS COUNTY-CNSRT	Completed	HOME	\$1,860.00	\$1,860.00	\$0.00
			24	PINELLAS COUNTY-CNSRT	Completed	HOME	\$1,890.00	\$1,890.00	\$0.00
			25	PINELLAS COUNTY-CNSRT	Completed	HOME	\$1,713.00	\$1,713.00	\$0.00
			26	PINELLAS COUNTY-CNSRT	Completed	HOME	\$1,000.00	\$1,000.00	\$0.00
			27	PINELLAS COUNTY-CNSRT	Completed	HOME	\$12,240.00	\$12,240.00	\$0.00
			28	PINELLAS COUNTY-CNSRT	Completed	HOME	\$10,410.00	\$10,410.00	\$0.00
			29	PINELLAS COUNTY-CNSRT	Completed	HOME	\$17,603.10	\$17,603.10	\$0.00
			30	PINELLAS COUNTY-CNSRT	Completed	HOME	\$1,890.00	\$1,890.00	\$0.00
			31	PINELLAS COUNTY-CNSRT	Completed	HOME	\$10,151.55	\$10,151.55	\$0.00
			32	PINELLAS COUNTY-CNSRT	Completed	HOME	\$1,887.00	\$1,887.00	\$0.00
			33	PINELLAS COUNTY-CNSRT	Completed	HOME	\$39,324.26	\$39,324.26	\$0.00
			34	PINELLAS COUNTY-CNSRT	Completed	HOME	\$7,250.00	\$7,250.00	\$0.00
			35	PINELLAS COUNTY-CNSRT	Completed	HOME	\$2,137.00	\$2,137.00	\$0.00
			36	PINELLAS COUNTY-CNSRT	Completed	HOME	\$1,437.00	\$1,437.00	\$0.00
			37	PINELLAS COUNTY-CNSRT	Completed	HOME	\$1,947.00	\$1,947.00	\$0.00
			38	PINELLAS COUNTY-CNSRT	Completed	HOME	\$1,497.00	\$1,497.00	\$0.00

U.S. Department of Housing and Urban Development
Office of Community Planning and Development
Integrated Disbursement and Information System
List of Activities By Program Year And Project
PINELLAS COUNTY,FL

DATE: 12-29-14
TIME: 12:25
PAGE: 2

Plan Year	IDIS Project	Project	IDIS Activity ID	Activity Name	Activity Status	Program	Funded Amount	Draw Amount	Balance
1994	1	CONVERTED HOME ACTIVITIES	39	PINELLAS COUNTY-CNSRT	Completed	HOME	\$602,000.00	\$602,000.00	\$0.00
			40	PINELLAS COUNTY-CNSRT	Completed	HOME	\$1,680.00	\$1,680.00	\$0.00
			41	PINELLAS COUNTY-CNSRT	Completed	HOME	\$1,860.00	\$1,860.00	\$0.00
			42	PINELLAS COUNTY-CNSRT	Completed	HOME	\$1,797.00	\$1,797.00	\$0.00
			43	PINELLAS COUNTY-CNSRT	Completed	HOME	\$2,097.00	\$2,097.00	\$0.00
			44	PINELLAS COUNTY-CNSRT	Completed	HOME	\$1,000.00	\$1,000.00	\$0.00
			45	PINELLAS COUNTY-CNSRT	Completed	HOME	\$28,779.30	\$28,779.30	\$0.00
			46	PINELLAS COUNTY-CNSRT	Completed	HOME	\$1,830.00	\$1,830.00	\$0.00
			47	PINELLAS COUNTY-CNSRT	Completed	HOME	\$1,497.00	\$1,497.00	\$0.00
			48	PINELLAS COUNTY-CNSRT	Completed	HOME	\$1,230.00	\$1,230.00	\$0.00
			49	PINELLAS COUNTY-CNSRT	Completed	HOME	\$2,100.00	\$2,100.00	\$0.00
			50	PINELLAS COUNTY-CNSRT	Completed	HOME	\$1,665.00	\$1,665.00	\$0.00
			51	PINELLAS COUNTY-CNSRT	Completed	HOME	\$1,695.00	\$1,695.00	\$0.00
			52	PINELLAS COUNTY-CNSRT	Completed	HOME	\$1,725.00	\$1,725.00	\$0.00
			53	PINELLAS COUNTY-CNSRT	Completed	HOME	\$1,197.00	\$1,197.00	\$0.00
			54	PINELLAS COUNTY-CNSRT	Completed	HOME	\$113,878.42	\$113,878.42	\$0.00
			55	PINELLAS COUNTY-CNSRT	Completed	HOME	\$1,440.00	\$1,440.00	\$0.00
			56	PINELLAS COUNTY-CNSRT	Completed	HOME	\$2,010.00	\$2,010.00	\$0.00
			57	PINELLAS COUNTY-CNSRT	Completed	HOME	\$1,380.00	\$1,380.00	\$0.00
			58	PINELLAS COUNTY-CNSRT	Completed	HOME	\$13,388.90	\$13,388.90	\$0.00
			59	PINELLAS COUNTY-CNSRT	Completed	HOME	\$1,545.00	\$1,545.00	\$0.00
			60	PINELLAS COUNTY-CNSRT	Completed	HOME	\$3,770.00	\$3,770.00	\$0.00
			61	PINELLAS COUNTY-CNSRT	Completed	HOME	\$30,941.10	\$30,941.10	\$0.00
			62	PINELLAS COUNTY-CNSRT	Completed	HOME	\$1,350.00	\$1,350.00	\$0.00
			63	PINELLAS COUNTY-CNSRT	Completed	HOME	\$1,197.00	\$1,197.00	\$0.00
			64	PINELLAS COUNTY-CNSRT	Completed	HOME	\$5,360.00	\$5,360.00	\$0.00
			65	PINELLAS COUNTY-CNSRT	Completed	HOME	\$1,440.00	\$1,440.00	\$0.00
			66	PINELLAS COUNTY-CNSRT	Completed	HOME	\$1,587.00	\$1,587.00	\$0.00
			67	PINELLAS COUNTY-CNSRT	Completed	HOME	\$1,305.00	\$1,305.00	\$0.00
			68	PINELLAS COUNTY-CNSRT	Completed	HOME	\$1,372.00	\$1,372.00	\$0.00
			69	PINELLAS COUNTY-CNSRT	Completed	HOME	\$32,818.15	\$32,818.15	\$0.00
			70	PINELLAS COUNTY-CNSRT	Completed	HOME	\$5,496.00	\$5,496.00	\$0.00
			71	PINELLAS COUNTY-CNSRT	Completed	HOME	\$1,545.00	\$1,545.00	\$0.00
			72	PINELLAS COUNTY-CNSRT	Completed	HOME	\$1,515.00	\$1,515.00	\$0.00
			73	PINELLAS COUNTY-CNSRT	Completed	HOME	\$5,100.00	\$5,100.00	\$0.00
			74	PINELLAS COUNTY-CNSRT	Completed	HOME	\$5,259.05	\$5,259.05	\$0.00
			75	PINELLAS COUNTY-CNSRT	Completed	HOME	\$27,174.90	\$27,174.90	\$0.00
			76	BORDA - BOOT RANCH	Completed	HOME	\$1,600,000.00	\$1,600,000.00	\$0.00
			77	PINELLAS COUNTY-CNSRT	Canceled	HOME	\$0.00	\$0.00	\$0.00

U.S. Department of Housing and Urban Development
Office of Community Planning and Development
Integrated Disbursement and Information System
List of Activities By Program Year And Project
PINELLAS COUNTY,FL

DATE: 12-29-14
TIME: 12:25
PAGE: 3

Plan Year	IDIS Project	Project	IDIS Activity ID	Activity Name	Activity Status	Program	Funded Amount	Draw Amount	Balance
1994	1	CONVERTED HOME ACTIVITIES	78	PINELLAS COUNTY-CNSRT	Canceled	HOME	\$0.00	\$0.00	\$0.00
			79	PINELLAS COUNTY-CNSRT	Canceled	HOME	\$0.00	\$0.00	\$0.00
			80	PINELLAS COUNTY-CNSRT	Canceled	HOME	\$0.00	\$0.00	\$0.00
			81	PINELLAS COUNTY-CNSRT	Canceled	HOME	\$0.00	\$0.00	\$0.00
			82	PINELLAS COUNTY-CNSRT	Canceled	HOME	\$0.00	\$0.00	\$0.00
			83	PINELLAS COUNTY-CNSRT	Canceled	HOME	\$0.00	\$0.00	\$0.00
			84	PINELLAS COUNTY-CNSRT	Canceled	HOME	\$0.00	\$0.00	\$0.00
			85	PINELLAS COUNTY-CNSRT	Canceled	HOME	\$0.00	\$0.00	\$0.00
			86	PINELLAS COUNTY-CNSRT	Canceled	HOME	\$0.00	\$0.00	\$0.00
			87	PINELLAS COUNTY-CNSRT	Completed	HOME	\$55,203.31	\$55,203.31	\$0.00
			88	PINELLAS COUNTY-CNSRT	Completed	HOME	\$57,353.16	\$57,353.16	\$0.00
			89	PINELLAS COUNTY-CNSRT	Completed	HOME	\$66,092.00	\$66,092.00	\$0.00
			90	PINELLAS COUNTY-CNSRT	Completed	HOME	\$65,700.00	\$65,700.00	\$0.00
			91	PINELLAS COUNTY-CNSRT	Completed	HOME	\$65,431.62	\$65,431.62	\$0.00
			92	PINELLAS COUNTY-CNSRT	Completed	HOME	\$56,000.00	\$56,000.00	\$0.00
			93	PINELLAS COUNTY-CNSRT	Completed	HOME	\$42,000.00	\$42,000.00	\$0.00
			94	PINELLAS COUNTY-CNSRT	Completed	HOME	\$66,357.84	\$66,357.84	\$0.00
			95	PINELLAS COUNTY-CNSRT	Completed	HOME	\$62,300.00	\$62,300.00	\$0.00
			96	PINELLAS COUNTY-CNSRT	Completed	HOME	\$52,119.00	\$52,119.00	\$0.00
			97	PINELLAS COUNTY-CNSRT	Completed	HOME	\$55,445.00	\$55,445.00	\$0.00
			98	PINELLAS COUNTY-CNSRT	Completed	HOME	\$77,371.02	\$77,371.02	\$0.00
			99	PINELLAS COUNTY-CNSRT	Completed	HOME	\$50,554.21	\$50,554.21	\$0.00
			100	PINELLAS COUNTY-CNSRT	Completed	HOME	\$68,100.00	\$68,100.00	\$0.00
			101	PINELLAS COUNTY-CNSRT	Completed	HOME	\$59,966.07	\$59,966.07	\$0.00
			102	PINELLAS COUNTY-CNSRT	Completed	HOME	\$65,500.00	\$65,500.00	\$0.00
			103	CNHS - WILLIAMS #2798	Completed	HOME	\$78,300.00	\$78,300.00	\$0.00
			104	CNHS - WILSON #2799	Completed	HOME	\$69,300.00	\$69,300.00	\$0.00
			105	CNHS - SIMMONS #2800	Completed	HOME	\$57,880.00	\$57,880.00	\$0.00
			106	CNHS - COLLINS #2898	Completed	HOME	\$64,569.00	\$64,569.00	\$0.00
			107	OAK TRACE	Completed	HOME	\$1,248,633.67	\$1,248,633.67	\$0.00
			108	PINELLAS COUNTY-CNSRT	Completed	HOME	\$435,000.00	\$435,000.00	\$0.00
		Project Total					\$6,966,732.57	\$6,966,732.57	\$0.00
	2	CONVERTED CDBG ACTIVITIES	2	CDBG COMMITTED FUNDS ADJUSTMENT	Open	CDBG	\$19,249,921.49	\$19,249,921.49	\$0.00
			109	WYATT ST. PHASE IIA AND IIB DESIGN	Completed	CDBG	\$10,113.00	\$10,113.00	\$0.00
			110	Unknown	Completed	CDBG	\$0.00	\$0.00	\$0.00
			111	Unknown	Completed	CDBG	\$0.00	\$0.00	\$0.00
			112	Unknown	Completed	CDBG	\$0.00	\$0.00	\$0.00
			113	Unknown	Completed	CDBG	\$0.00	\$0.00	\$0.00
			114	Unknown	Completed	CDBG	\$0.00	\$0.00	\$0.00

U.S. Department of Housing and Urban Development
Office of Community Planning and Development
Integrated Disbursement and Information System
List of Activities By Program Year And Project
PINELLAS COUNTY,FL

DATE: 12-29-14
TIME: 12:25
PAGE: 4

Plan Year	IDIS Project	Project	IDIS Activity ID	Activity Name	Activity Status	Program	Funded Amount	Draw Amount	Balance
1994	2	CONVERTED CDBG ACTIVITIES	115	Unknown	Completed	CDBG	\$0.00	\$0.00	\$0.00
			116	Unknown	Completed	CDBG	\$0.00	\$0.00	\$0.00
			117	Unknown	Completed	CDBG	\$0.00	\$0.00	\$0.00
			118	Unknown	Completed	CDBG	\$0.00	\$0.00	\$0.00
			119	COVENANT FOUNDATION SUPPORTIVE HOUSING	Completed	CDBG	\$0.00	\$0.00	\$0.00
			120	BRIDGEWORK COUNSELING CTR SUPPORTIVE HSG	Completed	CDBG	\$0.00	\$0.00	\$0.00
			121	ACQUISITION OF HOUSING LOTS - CHAF	Completed	CDBG	\$0.00	\$0.00	\$0.00
			122	Unknown	Completed	CDBG	\$0.00	\$0.00	\$0.00
			123	Unknown	Completed	CDBG	\$0.00	\$0.00	\$0.00
			124	SHORE BOULEVARD INFRASTRUCTURE	Completed	CDBG	\$0.00	\$0.00	\$0.00
			125	Unknown	Completed	CDBG	\$0.00	\$0.00	\$0.00
			126	Unknown	Completed	CDBG	\$0.00	\$0.00	\$0.00
			127	Unknown	Completed	CDBG	\$0.00	\$0.00	\$0.00
			128	Unknown	Completed	CDBG	\$0.00	\$0.00	\$0.00
			129	Unknown	Completed	CDBG	\$0.00	\$0.00	\$0.00
			130	PAR PARKING LOT	Completed	CDBG	\$0.00	\$0.00	\$0.00
			131	DANSVILLE CONSULTING & PRELIM DESIGN	Completed	CDBG	\$275,443.78	\$275,443.78	\$0.00
			132	Unknown	Completed	CDBG	\$0.00	\$0.00	\$0.00
			133	Unknown	Completed	CDBG	\$0.00	\$0.00	\$0.00
			134	SINGLE UNIT REHABILITATION	Canceled	CDBG	\$0.00	\$0.00	\$0.00
			135	Unknown	Completed	CDBG	\$0.00	\$0.00	\$0.00
			136	Unknown	Completed	CDBG	\$0.00	\$0.00	\$0.00
			137	COMMERCIAL FACADE PROGRAM	Completed	CDBG	\$0.00	\$0.00	\$0.00
			138	ACQUISITION OF LAND - DANSVILLE	Completed	CDBG	\$0.00	\$0.00	\$0.00
			139	TBCDC HOMEOWNERSHIP OPPORTUNITY	Completed	CDBG	\$0.00	\$0.00	\$0.00
			140	Unknown	Completed	CDBG	\$0.00	\$0.00	\$0.00
			141	Unknown	Completed	CDBG	\$0.00	\$0.00	\$0.00
			142	Unknown	Completed	CDBG	\$0.00	\$0.00	\$0.00
			143	PARKING AND RESTROOMS	Completed	CDBG	\$0.00	\$0.00	\$0.00
			144	WYATT ST. PHASE IIB RECONSTRUCTION	Completed	CDBG	\$779,529.87	\$779,529.87	\$0.00
			145	DANSVILLE ROW ACQUISITION	Canceled	CDBG	\$0.00	\$0.00	\$0.00
			146	DANSVILLE INFRASTRUCTURE DESIGN	Completed	CDBG	\$145,734.23	\$145,734.23	\$0.00
			147	Unknown	Completed	CDBG	\$0.00	\$0.00	\$0.00
			148	Unknown	Completed	CDBG	\$0.00	\$0.00	\$0.00
			149	ASAP WOMAN AND CHILD EMERGENCY SHELTER	Completed	CDBG	\$0.00	\$0.00	\$0.00
			150	Unknown	Completed	CDBG	\$0.00	\$0.00	\$0.00
			151	Unknown	Completed	CDBG	\$0.00	\$0.00	\$0.00
			152	Unknown	Completed	CDBG	\$0.00	\$0.00	\$0.00

U.S. Department of Housing and Urban Development
Office of Community Planning and Development
Integrated Disbursement and Information System
List of Activities By Program Year And Project
PINELLAS COUNTY,FL

Plan Year	IDIS Project	Project	IDIS Activity ID	Activity Name	Activity Status	Program	Funded Amount	Draw Amount	Balance
1994	2	CONVERTED CDBG ACTIVITIES	153	PINELLAS VILLAGE RANGE HOOD IN DAYCARE	Completed	CDBG	\$0.00	\$0.00	\$0.00
			154	YWCA FAMILY VILLAGE	Canceled	CDBG	\$0.00	\$0.00	\$0.00
			155	Unknown	Completed	CDBG	\$0.00	\$0.00	\$0.00
			156	HEP - DORM PROJECT	Completed	CDBG	\$0.00	\$0.00	\$0.00
			157	Unknown	Completed	CDBG	\$0.00	\$0.00	\$0.00
			158	Unknown	Completed	CDBG	\$0.00	\$0.00	\$0.00
			159	ADMINISTRATION	Completed	CDBG	\$0.00	\$0.00	\$0.00
			160	CONTINGENCIES	Canceled	CDBG	\$0.00	\$0.00	\$0.00
			161	HIGH POINT YMCA	Completed	CDBG	\$425,216.39	\$425,216.39	\$0.00
			162	Unknown	Completed	CDBG	\$0.00	\$0.00	\$0.00
			163	RPI PROGRAM -- R.A. WILHELM	Completed	CDBG	\$0.00	\$0.00	\$0.00
			164	RPI PROGRAM - ROSENKRANZ	Completed	CDBG	\$0.00	\$0.00	\$0.00
			165	SUP HSG PROGRAM - LUTHERAN RESIDENCES	Completed	CDBG	\$0.00	\$0.00	\$0.00
			166	Unknown	Completed	CDBG	\$0.00	\$0.00	\$0.00
			167	SUPPORTIVE HSG - ALMONY-SARITELLI	Completed	CDBG	\$0.00	\$0.00	\$0.00
			168	SUPPORTIVE HOUSING - GEORGE #2734	Completed	CDBG	\$0.00	\$0.00	\$0.00
			220	Unknown	Canceled	CDBG	\$0.00	\$0.00	\$0.00
				Project Total					\$20,885,958.76
	3	CONVERTED ESG ACTIVITIES	3	ESG COMMITTED FUNDS ADJUSTMENT	Open	ESG	\$537,906.44	\$537,906.44	\$0.00
							\$537,906.44	\$537,906.44	\$0.00
	4	CONVERTED HOPWA ACTIVITIES	4	HOPWA COMMITTED FUNDS ADJUSTMENT	Open	CDBG	\$0.00	\$0.00	\$0.00
							\$0.00	\$0.00	\$0.00
		Program Total				CDBG	\$20,885,958.76	\$20,885,958.76	\$0.00
						ESG	\$537,906.44	\$537,906.44	\$0.00
						HOME	\$6,966,732.57	\$6,966,732.57	\$0.00
		1994 Total						\$28,390,597.77	\$28,390,597.77
1995	1	Juvenile Welfare Board - Comprehensive Family Services	169	ERROR - NO ACTIVITY	Canceled	CDBG	\$0.00	\$0.00	\$0.00
			170	JWB - COMPREHENSIVE FAMILY SERVICES	Completed	CDBG	\$0.00	\$0.00	\$0.00
			Project Total					\$0.00	\$0.00
	2	Community Service Foundation - Central Housing Assistance	171	CENTRAL HOUSING ASSISTANCE PROGRAM	Completed	CDBG	\$0.00	\$0.00	\$0.00
							\$0.00	\$0.00	\$0.00
	3	Pinellas Opportunity Council - CHORE Services	172	CHORE SERVICES	Completed	CDBG	\$0.00	\$0.00	\$0.00
							\$0.00	\$0.00	\$0.00
	4	CONTINGENCY	173	CONTINGENCY	Canceled	CDBG	\$0.00	\$0.00	\$0.00
							\$0.00	\$0.00	\$0.00
	5	High Point Public Facilities - Acquisition	174	NEIGHBORHOOD IMPROVEMENT - YMCA	Canceled	CDBG	\$0.00	\$0.00	\$0.00
\$0.00							\$0.00	\$0.00	

U.S. Department of Housing and Urban Development
Office of Community Planning and Development
Integrated Disbursement and Information System
List of Activities By Program Year And Project
PINELLAS COUNTY,FL

DATE: 12-29-14
TIME: 12:25
PAGE: 6

Plan Year	IDIS Project	Project	IDIS Activity ID	Activity Name	Activity Status	Program	Funded Amount	Draw Amount	Balance
1995	6	AIDS Coalition of Pinellas County - Hope's Home	175	HOPE'S HOME PROJECT	Canceled	CDBG	\$0.00	\$0.00	\$0.00
		Project Total					\$0.00	\$0.00	\$0.00
	8	Religious Community Services - Emergency Housing	176	RCS EMERGENCY HOUSING	Completed	CDBG	\$0.00	\$0.00	\$0.00
		Project Total					\$0.00	\$0.00	\$0.00
	9	Religious Community Services - Transitional Housing	177	RCS SPOUSE ABUSE SHELTER ADDITION	Completed	CDBG	\$0.00	\$0.00	\$0.00
		Project Total					\$0.00	\$0.00	\$0.00
	10	Step Ahead - Transitional Housing	178	STEP AHEAD/SUNCOAST HOSPITAL ACQUISITION	Completed	CDBG	\$0.00	\$0.00	\$0.00
		Project Total					\$0.00	\$0.00	\$0.00
	11	Gulfcoast Legal Services - Homeless Outreach Project	222	GULFCOAST LEGAL SERV.- HOMELESS OUTREACH	Completed	ESG	\$0.00	\$0.00	\$0.00
		Project Total					\$0.00	\$0.00	\$0.00
	12	Acquisition of Real Property - Dansville Redevelopment Area	221	ACQUISITION FOR RIGHT OF WAY - DANSVILLE	Completed	CDBG	\$144,453.77	\$144,453.77	\$0.00
		Project Total					\$144,453.77	\$144,453.77	\$0.00
	13	Mustard Seed Foundation - Turning Point	179	TURNING POINT ACQUISITION AND REHAB.	Completed	CDBG	\$0.00	\$0.00	\$0.00
		Project Total					\$0.00	\$0.00	\$0.00
	14	Salvation Army - Homeless Intervention Program	180	HOMELESS INTERVENTION PROGRAM	Completed	ESG	\$1,901.07	\$1,901.07	\$0.00
		Project Total					\$1,901.07	\$1,901.07	\$0.00
	15	United Methodist Cooperative Ministries - Bus Token Program	223	UMCM - BUS TOKENS	Completed	ESG	\$0.00	\$0.00	\$0.00
		Project Total					\$0.00	\$0.00	\$0.00
	16	Homeless Emergency Project	224	HOMELESS EMERGENCY PROJECT - UTILITIES	Completed	ESG	\$0.00	\$0.00	\$0.00
		Project Total					\$0.00	\$0.00	\$0.00
	17	CASA - Domestic Abuse Shelter	225	CASA - SHELTER REHAB	Completed	ESG	\$0.00	\$0.00	\$0.00
		Project Total					\$0.00	\$0.00	\$0.00
	18	YWCA of Tampa Bay - Virginia H. Lazarra Emergency Shelter	226	YWCA - LAZZARA SHELTER OPERATIONS	Completed	ESG	\$0.00	\$0.00	\$0.00
		Project Total					\$0.00	\$0.00	\$0.00
	19	Religious Community Services - Food Pantry	227	RCS - FOOD PANTRY COOLER AND OPS	Completed	ESG	\$0.00	\$0.00	\$0.00
		Project Total					\$0.00	\$0.00	\$0.00
	20	Single-Family Residential Rehabilitation	228	SINGLE FAMILY RESIDENTIAL REHABILITATION	Completed	CDBG	\$0.00	\$0.00	\$0.00
		Project Total					\$0.00	\$0.00	\$0.00
	21	Single-Family Residential Rehabilitation	181	SINGLE FAMILY REHABILITATION	Completed	CDBG	\$0.00	\$0.00	\$0.00
		Project Total					\$0.00	\$0.00	\$0.00
	22	Multi-Family Residential - Rehabilitation	229	RPI - HERBERT #2469	Completed	CDBG	\$0.00	\$0.00	\$0.00
			230	RPI - FORD #2488	Completed	CDBG	\$0.00	\$0.00	\$0.00
			231	RPI - HILBERT #2547	Canceled	CDBG	\$0.00	\$0.00	\$0.00
			232	RPI - DUF EK #2546	Completed	CDBG	\$0.00	\$0.00	\$0.00
			233	RPI - JOHNSON #2707	Completed	CDBG	\$0.00	\$0.00	\$0.00

U.S. Department of Housing and Urban Development
Office of Community Planning and Development
Integrated Disbursement and Information System
List of Activities By Program Year And Project
PINELLAS COUNTY,FL

DATE: 12-29-14
TIME: 12:25
PAGE: 7

Plan Year	IDIS Project	Project	IDIS Activity ID	Activity Name	Activity Status	Program	Funded Amount	Draw Amount	Balance
1995	22	Multi-Family Residential - Rehabilitation	234	RPI - BLEVINS #2741	Completed	CDBG	\$0.00	\$0.00	\$0.00
			235	RPI - HILBERT #2704	Completed	CDBG	\$0.00	\$0.00	\$0.00
			236	RPI - HEBERT #2661	Completed	CDBG	\$0.00	\$0.00	\$0.00
		Project Total					\$0.00	\$0.00	\$0.00
	24	Tampa Bay Community Development Corp. - Homebuyer Assistance	182	DOWN PAYMENT ASSISTANCE	Completed	CDBG	\$0.00	\$0.00	\$0.00
							\$0.00	\$0.00	\$0.00
	25	Home Buyer's Club	183	HOME BUYERS CLUB	Completed	CDBG	\$0.00	\$0.00	\$0.00
							\$0.00	\$0.00	\$0.00
	27	Demolition	250	FY95-96 DEMOLITIONS	Completed	CDBG	\$0.00	\$0.00	\$0.00
			251	DUNEDIN BANK BUILDING DEMO	Completed	CDBG	\$0.00	\$0.00	\$0.00
			252	DEMO - DORA BLANCHARD	Completed	CDBG	\$0.00	\$0.00	\$0.00
			332	DEMOLITION OF RESIDENTIAL STRUCTURE	Completed	CDBG	\$1,806.35	\$1,806.35	\$0.00
			335	DANSVILLE CLEARING & CLEAN UP	Completed	CDBG	\$8,218.04	\$8,218.04	\$0.00
			374	TARPON SPRINGS CAP NEIGHBORHOOD	Completed	CDBG	\$19,852.50	\$19,852.50	\$0.00
			379	DEMO - MARY STEWART	Completed	CDBG	\$1,638.72	\$1,638.72	\$0.00
			380	DEMO - BOOKER MURRAY JR.	Completed	CDBG	\$5,864.70	\$5,864.70	\$0.00
			381	DEMO - MOTEL	Completed	CDBG	\$3,314.69	\$3,314.69	\$0.00
			382	DEMO - 12473 TREE STREET LARGO	Completed	CDBG	\$4,521.95	\$4,521.95	\$0.00
			383	DEMOLITION - STILLS	Completed	CDBG	\$7,085.36	\$7,085.36	\$0.00
			384	DEMOLITION - BUSSEY	Completed	CDBG	\$1,044.50	\$1,044.50	\$0.00
			385	KERRY COURT CLEAN UP	Completed	CDBG	\$5,203.35	\$5,203.35	\$0.00
			386	DEMO - 725 WYATT ST	Completed	CDBG	\$2,464.53	\$2,464.53	\$0.00
			387	DEMOLITION - WRIGHT	Completed	CDBG	\$2,261.44	\$2,261.44	\$0.00
			408	DEMOLITION - YMCA - 5350 BAMBOO PLACE	Completed	CDBG	\$4,222.35	\$4,222.35	\$0.00
			409	DEMOLITION - RIDGECREST - 1449 BASKINS	Completed	CDBG	\$5,158.66	\$5,158.66	\$0.00
			451	DEMO - 938 HIGHLAND AVE	Completed	CDBG	\$2,612.91	\$2,612.91	\$0.00
			461	DEMO - 13364 HELM ST	Completed	CDBG	\$1,109.36	\$1,109.36	\$0.00
			463	CLEAR - TAYLOR LAKE SUBDIV	Completed	CDBG	\$3,450.00	\$3,450.00	\$0.00
			464	DEMO - 1727 CRAWFORD AVE	Completed	CDBG	\$1,408.16	\$1,408.16	\$0.00
			467	CLEAR- WYATT ST PALM TREE REMOVAL	Completed	CDBG	\$500.00	\$500.00	\$0.00
			476	DEMO - 715 PATTERSON ST	Completed	CDBG	\$5,000.00	\$5,000.00	\$0.00
			486	DEMO - 19221 GULF BLVD, IND SHR	Completed	CDBG	\$1,920.00	\$1,920.00	\$0.00
		Project Total					\$88,657.57	\$88,657.57	\$0.00
	28	ADA Program	184	DUNEDIN PLAYGROUND EQUIPMENT	Completed	CDBG	\$0.00	\$0.00	\$0.00
							\$0.00	\$0.00	\$0.00
	29	YWCA of Tampa Bay - Family Village	185	FAMILY VILLAGE PROJECT	Completed	CDBG	\$300,000.00	\$300,000.00	\$0.00
							\$300,000.00	\$300,000.00	\$0.00
	30	PEMHS- Construction	186	PEMHS SERVICES BUILDING	Canceled	CDBG	\$0.00	\$0.00	\$0.00

U.S. Department of Housing and Urban Development
Office of Community Planning and Development
Integrated Disbursement and Information System
List of Activities By Program Year And Project
PINELLAS COUNTY, FL

DATE: 12-29-14
TIME: 12:25
PAGE: 8

Plan Year	IDIS Project	Project	IDIS Activity ID	Activity Name	Activity Status	Program	Funded Amount	Draw Amount	Balance
1995	30	Project Total					\$0.00	\$0.00	\$0.00
	31	City of Gulfport - Streetscape	187	STREETSCAPE	Completed	CDBG	\$175,000.00	\$175,000.00	\$0.00
		Project Total					\$175,000.00	\$175,000.00	\$0.00
	32	City of Dunedin - Streetscape	188	DOWNTOWN STREETSCAPE	Completed	CDBG	\$0.00	\$0.00	\$0.00
		Project Total					\$0.00	\$0.00	\$0.00
	33	Villas in the Park Waterline	189	VILLAS IN THE PARK WATERLINE	Canceled	CDBG	\$0.00	\$0.00	\$0.00
		Project Total					\$0.00	\$0.00	\$0.00
	34	City of Safety Harbor - Streetscape	190	MAIN STREET STREETSCAPE	Completed	CDBG	\$0.00	\$0.00	\$0.00
		Project Total					\$0.00	\$0.00	\$0.00
	37	Program Administration - Community Development Block Grant	246	CDBG ADMIN	Completed	CDBG	\$0.00	\$0.00	\$0.00
		Project Total					\$0.00	\$0.00	\$0.00
		Program Total				CDBG	\$708,111.34	\$708,111.34	\$0.00
						ESG	\$1,901.07	\$1,901.07	\$0.00
		1995 Total					\$710,012.41	\$710,012.41	\$0.00
1996	1	MULTIFAMILY RESIDENTIAL - CONSTRUCTION OR REHABILITATION	321	SANDPEBBLE APARTMENTS	Completed	CDBG	\$0.00	\$0.00	\$0.00
						HOME	\$474,574.00	\$474,574.00	\$0.00
			357	CHAF - WTV - #3070	Completed	HOME	\$158,654.00	\$158,654.00	\$0.00
			358	CHAF - WTV - #3072	Completed	HOME	\$158,654.00	\$158,654.00	\$0.00
			359	CHAF - WTV - #3074	Completed	HOME	\$158,654.00	\$158,654.00	\$0.00
			360	CHAF - WTV - #3075	Completed	CDBG	\$78,284.10	\$78,284.10	\$0.00
						HOME	\$88,123.50	\$88,123.50	\$0.00
			361	CHAF - WTV - #3076	Completed	HOME	\$165,983.50	\$165,983.50	\$0.00
			362	CHAF - WTV - #3077	Completed	HOME	\$169,623.50	\$169,623.50	\$0.00
			363	CHAF - WTV - #3079	Completed	HOME	\$158,422.50	\$158,422.50	\$0.00
			364	CHAF - WTV - #3080	Completed	HOME	\$165,983.50	\$165,983.50	\$0.00
			365	CHAF - WTV - #3081	Completed	HOME	\$110,867.32	\$110,867.32	\$0.00
			366	CHAF - WTV - #3086	Completed	HOME	\$117,652.23	\$117,652.23	\$0.00
			367	CHAF - WTV - #3087	Completed	HOME	\$110,460.02	\$110,460.02	\$0.00
			368	CHAF - WTV - #4009	Completed	HOME	\$120,700.00	\$120,700.00	\$0.00
			369	CHAF - WTV - #4010	Completed	HOME	\$115,550.00	\$115,550.00	\$0.00
			370	CHAF - WTV - #4011	Completed	HOME	\$162,897.00	\$162,897.00	\$0.00
			371	CHAF - WTV - #4012	Completed	HOME	\$164,389.79	\$164,389.79	\$0.00
			372	CHAF - WTV - #4013	Completed	HOME	\$112,621.53	\$112,621.53	\$0.00
			373	CHAF - WTV - #4014	Completed	HOME	\$112,554.54	\$112,554.54	\$0.00
		Project Total					\$2,904,649.03	\$2,904,649.03	\$0.00
	2	SINGLE FAMILY - CONSTRUCTION OR ACQ/REHAB	324	HOMES FOR IND. - #2975	Completed	HOME	\$54,318.90	\$54,318.90	\$0.00
			325	HOMES FOR IND. #2976	Completed	HOME	\$31,787.00	\$31,787.00	\$0.00

U.S. Department of Housing and Urban Development
Office of Community Planning and Development
Integrated Disbursement and Information System
List of Activities By Program Year And Project
PINELLAS COUNTY,FL

DATE: 12-29-14
TIME: 12:25
PAGE: 9

Plan Year	IDIS Project	Project	IDIS Activity ID	Activity Name	Activity Status	Program	Funded Amount	Draw Amount	Balance
1996	2	SINGLE FAMILY - CONSTRUCTION OR ACQ/REHAB	340	HOMES FOR IND. - #2977	Completed	HOME	\$57,383.00	\$57,383.00	\$0.00
			341	HOMES FOR IND. - #2978	Completed	HOME	\$33,326.35	\$33,326.35	\$0.00
			344	CNHS - CAMPBELL - #4008	Completed	HOME	\$64,500.00	\$64,500.00	\$0.00
			345	CNHS COOPER #4007	Completed	HOME	\$76,600.00	\$76,600.00	\$0.00
			350	CNHS - ROBERTS/GLASS - #3094	Completed	HOME	\$74,500.00	\$74,500.00	\$0.00
			352	CNHS - DAVIS #4036	Completed	HOME	\$60,800.00	\$60,800.00	\$0.00
			353	CNHS - HAMM #4037	Completed	HOME	\$74,500.00	\$74,500.00	\$0.00
			354	CNHS - MCAFFEE #4038	Completed	HOME	\$71,300.00	\$71,300.00	\$0.00
			Project Total				\$599,015.25	\$599,015.25	\$0.00
	4	Clearwater Home Owner Rehabilitation	305	CLW - HUNTER - #2854	Completed	HOME	\$21,171.75	\$21,171.75	\$0.00
			308	CLW - FEROBEN - #2856	Completed	HOME	\$29,497.50	\$29,497.50	\$0.00
			309	CLW - CASSARA - #2866	Completed	HOME	\$30,000.00	\$30,000.00	\$0.00
			310	CLW - CRAIG - #2868	Completed	HOME	\$36,000.00	\$36,000.00	\$0.00
			311	CLW - STANINZESKI - #2859	Completed	HOME	\$7,433.25	\$7,433.25	\$0.00
			442	CLW - FEIDLER - #2865	Completed	HOME	\$14,445.00	\$14,445.00	\$0.00
			443	CLW - HUTCHINSON - #2863	Completed	HOME	\$19,742.13	\$19,742.13	\$0.00
			444	CLW - JELKS - #2869	Completed	HOME	\$26,394.25	\$26,394.25	\$0.00
			445	CLW - LONGWORTH - #2864	Completed	HOME	\$28,473.08	\$28,473.08	\$0.00
			446	CLW - MINNIEFIELD - #2870	Completed	HOME	\$25,000.00	\$25,000.00	\$0.00
			447	CLW - SCHWARTZ - #2871	Completed	HOME	\$27,500.00	\$27,500.00	\$0.00
			448	CLW - WAGGETT - #2867	Completed	HOME	\$20,000.00	\$20,000.00	\$0.00
			Project Total				\$285,656.96	\$285,656.96	\$0.00
	5	Largo Home Buyer Assistance	300	LARGO - BAILEY #2822	Completed	HOME	\$8,350.00	\$8,350.00	\$0.00
			301	LARGO - SNYDER #2823	Completed	HOME	\$4,959.13	\$4,959.13	\$0.00
			302	LARGO - HUNTER	Completed	HOME	\$9,352.00	\$9,352.00	\$0.00
			303	LARGO - LARSON	Completed	HOME	\$8,150.00	\$8,150.00	\$0.00
			307	LARGO - KALIVAS	Completed	HOME	\$10,000.00	\$10,000.00	\$0.00
			312	LARGO - SWEARINGEN	Completed	HOME	\$9,154.53	\$9,154.53	\$0.00
			313	LARGO - MASSELL	Completed	HOME	\$7,725.00	\$7,725.00	\$0.00
			314	LARGO - HALEY	Completed	HOME	\$3,900.00	\$3,900.00	\$0.00
			315	LARGO - SVEDA	Completed	HOME	\$10,000.00	\$10,000.00	\$0.00
			316	LARGO - CONTE	Completed	HOME	\$6,600.00	\$6,600.00	\$0.00
			317	LARGO - KELLY	Completed	HOME	\$7,000.00	\$7,000.00	\$0.00
			318	LARGO - CASTILLO	Completed	HOME	\$7,700.00	\$7,700.00	\$0.00
			319	LARGO - MAIN	Completed	HOME	\$8,325.00	\$8,325.00	\$0.00
			320	LARGO - HUNT	Completed	HOME	\$6,376.00	\$6,376.00	\$0.00
			326	LARGO - RICHARDS	Completed	HOME	\$5,200.00	\$5,200.00	\$0.00
			329	LARGO - DESJARDIN #3035	Completed	HOME	\$7,050.00	\$7,050.00	\$0.00
			330	LARGO - HALL - #3036	Completed	HOME	\$7,480.00	\$7,480.00	\$0.00

U.S. Department of Housing and Urban Development
Office of Community Planning and Development
Integrated Disbursement and Information System
List of Activities By Program Year And Project
PINELLAS COUNTY,FL

DATE: 12-29-14
TIME: 12:25
PAGE: 10

Plan Year	IDIS Project	Project	IDIS Activity ID	Activity Name	Activity Status	Program	Funded Amount	Draw Amount	Balance
1996	5	Largo Home Buyer Assistance	346	LARGO - WILLETT #4026	Completed	HOME	\$8,590.00	\$8,590.00	\$0.00
			347	LARGO - DEFORD #4027	Completed	HOME	\$6,655.00	\$6,655.00	\$0.00
			348	LARGO - JOHNS #4022	Completed	HOME	\$8,713.41	\$8,713.41	\$0.00
			349	LARGO - WOLFE #4023	Completed	HOME	\$5,190.00	\$5,190.00	\$0.00
			351	LARGO MARSH #4041	Completed	HOME	\$8,875.00	\$8,875.00	\$0.00
			1200	LHBA - MONROE - #5648	Completed	HOME	\$10,000.00	\$10,000.00	\$0.00
			1201	LHBA - BOHMAN - #5649	Completed	HOME	\$7,815.00	\$7,815.00	\$0.00
		Project Total					\$183,160.07	\$183,160.07	\$0.00
	6	Largo Citywide Housing Rehabilitation	304	LARGO - CORNETT #4115	Completed	HOME	\$58,784.91	\$58,784.91	\$0.00
			306	LARGO - DIMARINO #4137	Completed	HOME	\$10,400.95	\$10,400.95	\$0.00
			473	LARGO - JORDAN #4127	Completed	HOME	\$32,624.11	\$32,624.11	\$0.00
			474	LARGO - KELLY #4138	Completed	HOME	\$48,506.03	\$48,506.03	\$0.00
			1199	LHBA - ANTEPENKO - #5647	Completed	HOME	\$7,700.00	\$7,700.00	\$0.00
		Project Total					\$158,016.00	\$158,016.00	\$0.00
	7	HOME Program administration	298	SUNTRUST LOAN SERVICING FEES	Completed	HOME	\$4,187.78	\$4,187.78	\$0.00
			299	HOME GENERAL ADMIN	Completed	HOME	\$118,908.40	\$118,908.40	\$0.00
		Project Total					\$123,096.18	\$123,096.18	\$0.00
	8	Affordable Housing Corporation Periodical	191	AFFORDABLE LIVING MAGAZINE	Completed	CDBG	\$8,921.85	\$8,921.85	\$0.00
		Project Total					\$8,921.85	\$8,921.85	\$0.00
	9	Community Housing Development Organization (CHDO) Operations	249	CHDO OPERATIONS - CHAF	Completed	CDBG	\$24,664.57	\$24,664.57	\$0.00
		Project Total					\$24,664.57	\$24,664.57	\$0.00
	10	Community Service Foundation Housing Assistance/Homebuyer Tr	192	CSF HOUSING ASSISTANCE & HOMEBUYER TRAIN	Completed	CDBG	\$41,598.00	\$41,598.00	\$0.00
		Project Total					\$41,598.00	\$41,598.00	\$0.00
	11	Lealman Fire Hydrant/Water Line	193	LEALMAN FIRE HYDRANT AND WATER LINE	Completed	CDBG	\$73,628.00	\$73,628.00	\$0.00
		Project Total					\$73,628.00	\$73,628.00	\$0.00
	12	Pinellas County Multifamily Rehabilitation	282	RPI - BLEVINS #2810	Completed	CDBG	\$0.00	\$0.00	\$0.00
			283	RPI - TRESH #2828	Completed	CDBG	\$0.00	\$0.00	\$0.00
			284	RPI - BELL	Completed	CDBG	\$0.00	\$0.00	\$0.00
			285	RPI - KORRAT	Completed	CDBG	\$0.00	\$0.00	\$0.00
			286	RPI - RATLIFF #2791	Completed	CDBG	\$3,800.00	\$3,800.00	\$0.00
			287	RPI - STANG #2896	Completed	CDBG	\$0.00	\$0.00	\$0.00
			288	RPI - MICKLE #2936	Completed	CDBG	\$14,000.00	\$14,000.00	\$0.00
			289	RPI - CASSIDY #2886	Completed	CDBG	\$8,000.00	\$8,000.00	\$0.00
			290	RPI - HO #2842	Completed	CDBG	\$9,200.00	\$9,200.00	\$0.00
			291	RPI - GOO #2851	Completed	CDBG	\$8,250.00	\$8,250.00	\$0.00
			292	SUP - COVENANT FOUNDATION #2392	Completed	CDBG	\$0.00	\$0.00	\$0.00
			293	RPI - MICKLE #2781	Completed	CDBG	\$32,600.00	\$32,600.00	\$0.00

U.S. Department of Housing and Urban Development
Office of Community Planning and Development
Integrated Disbursement and Information System
List of Activities By Program Year And Project
PINELLAS COUNTY,FL

DATE: 12-29-14
TIME: 12:25
PAGE: 11

Plan Year	IDIS Project	Project	IDIS Activity ID	Activity Name	Activity Status	Program	Funded Amount	Draw Amount	Balance
1996	12	Pinellas County Multifamily Rehabilitation	294	N/A	Canceled	CDBG	\$0.00	\$0.00	\$0.00
			295	RPI - POINDEXTER	Completed	CDBG	\$0.00	\$0.00	\$0.00
			296	RPI - HILBERT #2767	Completed	CDBG	\$0.00	\$0.00	\$0.00
			328	RPI - OLSEN - #2924	Completed	CDBG	\$18,000.00	\$18,000.00	\$0.00
			331	RPI - MITCHELL #2919	Completed	CDBG	\$22,997.00	\$22,997.00	\$0.00
			334	RPI - HILKERT - #3009	Completed	CDBG	\$15,500.00	\$15,500.00	\$0.00
			339	RPI - RATLIFF - #2998	Completed	CDBG	\$11,287.81	\$11,287.81	\$0.00
			342	RPI - FALZON #3088	Completed	CDBG	\$8,400.00	\$8,400.00	\$0.00
			377	RPI - JOHNSON - #2786	Completed	CDBG	\$0.00	\$0.00	\$0.00
		Project Total					\$152,034.81	\$152,034.81	\$0.00
	14	Pinellas County Single Family Rehabilitation	265	CONTRACT SVCS.-MISC SUN TRUST FEE	Completed	CDBG	\$12,653.85	\$12,653.85	\$0.00
			266	ILP - VAZQUEZ - #2967	Completed	CDBG	\$2,722.50	\$2,722.50	\$0.00
			267	LIL - YELVERTON - #2763	Completed	CDBG	\$0.00	\$0.00	\$0.00
			268	RPI - SORELLE - #2839	Completed	CDBG	\$0.00	\$0.00	\$0.00
			269	RPI - HILKERT - #2992	Completed	CDBG	\$9,000.00	\$9,000.00	\$0.00
			270	LIL - EPP - #2759	Completed	CDBG	\$0.00	\$0.00	\$0.00
			271	LIL - ROSKI - #2889	Completed	CDBG	\$19,651.45	\$19,651.45	\$0.00
			272	LIL - EVANS - #2722	Completed	CDBG	\$0.00	\$0.00	\$0.00
			273	LIL - DAVIS - #2731	Completed	CDBG	\$0.00	\$0.00	\$0.00
			274	ILP - AVERILL - #2961	Completed	CDBG	\$2,750.00	\$2,750.00	\$0.00
			275	ILP - BAYLOR - #2963	Completed	CDBG	\$2,675.00	\$2,675.00	\$0.00
			276	RPI - CAREW - #2795	Completed	CDBG	\$0.00	\$0.00	\$0.00
			277	LIL - GREEN - #1537	Completed	CDBG	\$8.45	\$8.45	\$0.00
			278	RPI - CAREW - #2794	Completed	CDBG	\$0.00	\$0.00	\$0.00
			279	LIL - WALKER - #2788	Completed	CDBG	\$0.00	\$0.00	\$0.00
			280	RPI - VALLONE - #2814	Completed	CDBG	\$0.00	\$0.00	\$0.00
			281	LIL - ZVOSECHZ - #2897	Completed	CDBG	\$0.00	\$0.00	\$0.00
			297	PORTFOLIO MANAGEMENT	Completed	CDBG	\$0.00	\$0.00	\$0.00
			322	LIL - LODGE - #4077	Completed	CDBG	\$19,410.00	\$19,410.00	\$0.00
			323	ILP - COVENANT FOUND. - #2778	Completed	CDBG	\$0.00	\$0.00	\$0.00
			327	RPI - CAREW - #2778	Completed	CDBG	\$3,000.00	\$3,000.00	\$0.00
			333	RPI - HEABERLIN - #3033	Completed	CDBG	\$9,000.00	\$9,000.00	\$0.00
			336	ILP - FUCHS - #2991	Completed	CDBG	\$2,750.00	\$2,750.00	\$0.00
			337	ILP - RYAN - #3046	Completed	CDBG	\$2,475.00	\$2,475.00	\$0.00
			338	ILP - WONG - #3055	Completed	CDBG	\$2,711.50	\$2,711.50	\$0.00
			343	RPI - SWANSON - #3041	Completed	CDBG	\$7,700.00	\$7,700.00	\$0.00
			397	ILP - BRYANT #4047	Completed	CDBG	\$776.45	\$776.45	\$0.00
			402	ILP - BERNDTSON - #4067	Completed	CDBG	\$776.54	\$776.54	\$0.00
			403	ILP - WELLS - #4069	Completed	CDBG	\$1,049.35	\$1,049.35	\$0.00

U.S. Department of Housing and Urban Development
Office of Community Planning and Development
Integrated Disbursement and Information System
List of Activities By Program Year And Project
PINELLAS COUNTY,FL

DATE: 12-29-14
TIME: 12:25
PAGE: 12

Plan Year	IDIS Project	Project	IDIS Activity ID	Activity Name	Activity Status	Program	Funded Amount	Draw Amount	Balance
1996	14	Pinellas County Single Family Rehabilitation	412	CONTRACT SVCS.-MISC SUNTRUST FEE FY97/98	Completed	CDBG	\$19,900.56	\$19,900.56	\$0.00
			413	PORTFOLIO MANAGEMENT	Completed	CDBG	\$76,447.46	\$76,447.46	\$0.00
			414	ILP - RYBACK - #4076	Completed	CDBG	\$2,736.80	\$2,736.80	\$0.00
			422	ILP - CAPLINGER - #4089	Completed	CDBG	\$2,750.00	\$2,750.00	\$0.00
			434	ILP - BLACK - #4124	Completed	CDBG	\$2,750.00	\$2,750.00	\$0.00
			436	ILP - BUCKLEY - #4143	Completed	CDBG	\$1,613.70	\$1,613.70	\$0.00
			456	ILP - O'BRIEN - #4156	Completed	CDBG	\$2,750.00	\$2,750.00	\$0.00
			462	ILP - STANGE - #4188	Completed	CDBG	\$2,502.50	\$2,502.50	\$0.00
			466	ILP - PASCO - #4195	Completed	CDBG	\$2,750.00	\$2,750.00	\$0.00
			468	LIL - CUSTEAD - #4154	Completed	CDBG	\$4,365.15	\$4,365.15	\$0.00
			488	ILP - SCALZO - #4275	Completed	CDBG	\$722.64	\$722.64	\$0.00
			489	LIL - CHEFAN - #4268	Completed	CDBG	\$2,750.00	\$2,750.00	\$0.00
			490	ILP - BEER - #4256	Completed	CDBG	\$722.64	\$722.64	\$0.00
			491	LIL - ZIMDARS - #4101	Completed	CDBG	\$9,299.05	\$9,299.05	\$0.00
			495	LIL - CLAUSE - #4276	Completed	CDBG	\$2,750.00	\$2,750.00	\$0.00
		Project Total					\$233,920.59	\$233,920.59	\$0.00
	16	Tampa Bay Community Development Corporation Homebuyer Assist	355	TBCDC - DIRECT ASSISTANCE LOANS	Completed	CDBG	\$88,315.00	\$88,315.00	\$0.00
		Project Total					\$88,315.00	\$88,315.00	\$0.00
	17	Tampa Bay Community Development Corporation Homeownership Op	356	TBCDC - HOMEOWNERSHIP OPPORTUNITY	Completed	CDBG	\$105,778.49	\$105,778.49	\$0.00
		Project Total					\$105,778.49	\$105,778.49	\$0.00
	18	Tarpon Springs Housing Authority Air Conditioning	194	HATS AIR CONDITIONING	Completed	CDBG	\$160,000.00	\$160,000.00	\$0.00
		Project Total					\$160,000.00	\$160,000.00	\$0.00
	19	Dunedin Streetscape and Parking	195	DUNEDIN STREETSCAPE AND PARKING	Completed	CDBG	\$160,000.00	\$160,000.00	\$0.00
		Project Total					\$160,000.00	\$160,000.00	\$0.00
	20	Gulfport Streetscape	196	GULFPORT STREETSCAPE	Completed	CDBG	\$210,000.00	\$210,000.00	\$0.00
		Project Total					\$210,000.00	\$210,000.00	\$0.00
	21	Indian Rocks Beach Streetscape and Appurtenances	197	INDIAN ROCKS BEACH STREETSCAPE	Completed	CDBG	\$100,000.00	\$100,000.00	\$0.00
		Project Total					\$100,000.00	\$100,000.00	\$0.00
	22	Juvenile Welfare Board Omni Center Comprehensive Family Serv	198	OMNI CENTER SERVICES	Completed	CDBG	\$84,999.64	\$84,999.64	\$0.00
		Project Total					\$84,999.64	\$84,999.64	\$0.00
	23	Oldsmar Streetscape	199	OLDSMAR STREETSCAPE	Completed	CDBG	\$160,000.00	\$160,000.00	\$0.00
		Project Total					\$160,000.00	\$160,000.00	\$0.00
	25	Pinellas County Historic Preservation	200	HARTLEY HOUSE	Completed	CDBG	\$194,040.31	\$194,040.31	\$0.00
			201	PATRONS INN	Completed	CDBG	\$482,135.74	\$482,135.74	\$0.00
			1188	PATRONS INN	Canceled	CDBG	\$0.00	\$0.00	\$0.00
			1249	OAK TRAIL BOOKS/BLUE COYOTE COFFEE SHOP	Completed	CDBG	\$5,525.00	\$5,525.00	\$0.00

U.S. Department of Housing and Urban Development
Office of Community Planning and Development
Integrated Disbursement and Information System
List of Activities By Program Year And Project
PINELLAS COUNTY,FL

DATE: 12-29-14
TIME: 12:25
PAGE: 13

Plan Year	IDIS Project	Project	IDIS Activity ID	Activity Name	Activity Status	Program	Funded Amount	Draw Amount	Balance
1996	25	Pinellas County Historic Preservation	1319	CD01HIST02 - PALM HARBOR HISTORIC DIST	Completed	CDBG	\$2,432.50	\$2,432.50	\$0.00
		Project Total					\$684,133.55	\$684,133.55	\$0.00
	26	Pinellas County Urban League Omni Center Improvements	202	OMNI CENTER IMPROVEMENTS	Completed	CDBG	\$57,738.85	\$57,738.85	\$0.00
		Project Total					\$57,738.85	\$57,738.85	\$0.00
	27	Safety Harbor 9th Lane Parking	203	SAFETY HARBOR 9TH LANE PARKING	Completed	CDBG	\$26,000.00	\$26,000.00	\$0.00
		Project Total					\$26,000.00	\$26,000.00	\$0.00
	28	Safety Harbor Streetscape, Phase II	204	SAFETY HARBOR STREETScape, PHASE II	Completed	CDBG	\$23,200.00	\$23,200.00	\$0.00
		Project Total					\$23,200.00	\$23,200.00	\$0.00
	30	Center Against Spouse Abuse CASA Manors Construction	205	CASA MANORS	Completed	CDBG	\$97,500.00	\$97,500.00	\$0.00
			206	CASA ADMINISTRATION OFFICES REHAB	Completed	CDBG	\$17,980.00	\$17,980.00	\$0.00
		Project Total					\$115,480.00	\$115,480.00	\$0.00
	31	Center Against Spouse Abuse CASA Manors	207	CASA OPERATING COSTS	Completed	ESG	\$8,886.65	\$8,886.65	\$0.00
		Project Total					\$8,886.65	\$8,886.65	\$0.00
	32	Clearwater Housing Authority Clearwater Homeless Interventio	208	CHIP - CONSTRUCTION	Completed	CDBG	\$325,000.00	\$325,000.00	\$0.00
		Project Total					\$325,000.00	\$325,000.00	\$0.00
	33	Homeless Emergency Project Operations	209	HEP OPERATIONS	Completed	ESG	\$20,615.00	\$20,615.00	\$0.00
		Project Total					\$20,615.00	\$20,615.00	\$0.00
	34	Mustard Seed Turning Point Operations	210	MUSTARD SEED TURNING POINT OPERATIONS	Completed	CDBG	\$0.00	\$0.00	\$0.00
		Project Total					\$0.00	\$0.00	\$0.00
	35	Pinellas County ADA Program	219	ABILITIES RESTROOM MODIFICATION	Completed	CDBG	\$10,000.00	\$10,000.00	\$0.00
			237	GULFPORT CASINO	Completed	CDBG	\$10,000.00	\$10,000.00	\$0.00
			239	ADA-ABILITIES, INC. TRANSITIONS	Completed	CDBG	\$9,972.66	\$9,972.66	\$0.00
			240	MADIERA BEACH RESTROOMS AT MARINA	Completed	CDBG	\$0.00	\$0.00	\$0.00
			241	DEAF SERVICE CENTER - BAYOU COURTYARD	Completed	CDBG	\$10,000.00	\$10,000.00	\$0.00
			242	BOLEY - RESTROOMS	Completed	CDBG	\$6,085.00	\$6,085.00	\$0.00
			243	OLDSMAR FIRE DEPT. RESTROOMS	Completed	CDBG	\$10,000.00	\$10,000.00	\$0.00
			244	PCVI PLAYGROUND EQUIPMENT	Completed	CDBG	\$10,000.00	\$10,000.00	\$0.00
			245	PINELLAS PARK SENIOR CENTER	Completed	CDBG	\$3,990.00	\$3,990.00	\$0.00
			375	PINELLAS PARK JOINT USE FITNESS CENTER	Completed	CDBG	\$10,000.00	\$10,000.00	\$0.00
			376	DUNEDIN MULTIPLE SITES	Completed	CDBG	\$10,000.00	\$10,000.00	\$0.00
			378	ST PETE BEACH LIBRARY	Completed	CDBG	\$3,840.00	\$3,840.00	\$0.00
			398	ADA - SUNCOAST EPILEPSY ASSO. INC.	Completed	CDBG	\$9,994.19	\$9,994.19	\$0.00
			455	ADA - ABILITIES MAIN BUILD RESTROOM MOD	Completed	CDBG	\$9,630.00	\$9,630.00	\$0.00
			475	ADA - IND SHR E. HARPER PK RESTROOM	Completed	CDBG	\$9,923.19	\$9,923.19	\$0.00
			485	ADA - INDIAN SHORES CITY HALL	Completed	CDBG	\$8,532.00	\$8,532.00	\$0.00
			487	ADA - DUNEDIN LITTLE LEAGUE	Completed	CDBG	\$10,000.00	\$10,000.00	\$0.00

U.S. Department of Housing and Urban Development
Office of Community Planning and Development
Integrated Disbursement and Information System
List of Activities By Program Year And Project
PINELLAS COUNTY,FL

DATE: 12-29-14
TIME: 12:25
PAGE: 14

Plan Year	IDIS Project	Project	IDIS Activity ID	Activity Name	Activity Status	Program	Funded Amount	Draw Amount	Balance
1996	35	Pinellas County ADA Program	626	ADA - OLDSMAR CIVIC CENTER	Completed	CDBG	\$10,000.00	\$10,000.00	\$0.00
			683	ADA - GULFPORT CASINO	Completed	CDBG	\$10,000.00	\$10,000.00	\$0.00
			684	ADA - GULFPORT MARINA	Completed	CDBG	\$10,000.00	\$10,000.00	\$0.00
			686	ADA - YMCA VILLAGE CENTER	Completed	CDBG	\$8,651.80	\$8,651.80	\$0.00
			735	ADA - INDIAN SHORES POLICE DEPT	Completed	CDBG	\$4,845.00	\$4,845.00	\$0.00
			738	ADA - STERLING CENTER	Completed	CDBG	\$897.51	\$897.51	\$0.00
			806	ADA - ABILITIES	Completed	CDBG	\$9,973.73	\$9,973.73	\$0.00
			849	ADA - GCCC, 407 S ARCTURAS AVE	Completed	CDBG	\$4,987.50	\$4,987.50	\$0.00
			850	ADA - GCCC, 14041 ICOT BLVD	Completed	CDBG	\$4,987.50	\$4,987.50	\$0.00
			851	ADA - INDIAN SHORES TOWN HALL PA SYSTEM	Completed	CDBG	\$4,000.00	\$4,000.00	\$0.00
			852	ADA - EGAN PARK	Completed	CDBG	\$10,000.00	\$10,000.00	\$0.00
			860	ADA - YMCA POOL LIFT	Completed	CDBG	\$4,013.00	\$4,013.00	\$0.00
			1076	ADA - DOUGLAS AND MAIN	Completed	CDBG	\$3,931.06	\$3,931.06	\$0.00
			1134	ADA - BLEACHER RAMPS	Completed	CDBG	\$10,000.00	\$10,000.00	\$0.00
			1152	CHRISTOPHER CENTER	Completed	CDBG	\$10,000.00	\$10,000.00	\$0.00
			1191	ADA-HISTORICAL MUSEUM - CD96ADA24	Completed	CDBG	\$10,000.00	\$10,000.00	\$0.00
			1231	ADA - BARDMOOR YMCA	Completed	CDBG	\$8,606.50	\$8,606.50	\$0.00
			1299	ADA - UNION ACADEMY RESTROOMS	Completed	CDBG	\$10,000.00	\$10,000.00	\$0.00
			1435	ADA - DAVIS FIELD PLAYGROUND - P.P.	Completed	CDBG	\$7,952.11	\$7,952.11	\$0.00
			1446	ADA - REDINGTON SHORES FIRE DISTRICT	Completed	CDBG	\$10,000.00	\$10,000.00	\$0.00
			1473	ADA - CARING & SHARING CENTER	Completed	CDBG	\$3,182.00	\$3,182.00	\$0.00
			1506	ADA - DORSETT PARK, TARPON SPRINGS	Completed	CDBG	\$10,000.00	\$10,000.00	\$0.00
			1534	ADA - HELEN HOWARTH PARK	Completed	CDBG	\$8,820.00	\$8,820.00	\$0.00
			1594	ADA - REDINGTON SHORES PLAYGROUND	Completed	CDBG	\$10,000.00	\$10,000.00	\$0.00
			1771	ADA - REDINGTON SHORES CITY HALL	Completed	CDBG	\$10,000.00	\$10,000.00	\$0.00
		Project Total					\$336,814.75	\$336,814.75	\$0.00
	36	Pinellas Opportunity Council CHORE Services	211	CHORE SERVICES	Completed	CDBG	\$10,000.00	\$10,000.00	\$0.00
		Project Total					\$10,000.00	\$10,000.00	\$0.00
	37	Pinellas Park Senior Center Annex	212	SENIOR CENTER ANNEX IMPROVEMENTS	Completed	CDBG	\$150,000.00	\$150,000.00	\$0.00
		Project Total					\$150,000.00	\$150,000.00	\$0.00
	38	Religious Community Services Emergency Housing Operations	213	RCS OPERATIONS FOR EMERGENCY HOUSING	Completed	ESG	\$6,744.87	\$6,744.87	\$0.00
		Project Total					\$6,744.87	\$6,744.87	\$0.00
	39	Salvation Army Homeless Intervention Program	214	SALVATION ARMY HOMELESS INTERVENTION	Completed	ESG	\$15,898.86	\$15,898.86	\$0.00
			215	HOMELESS INT.PROGRAM SALARY	Completed	ESG	\$13,148.77	\$13,148.77	\$0.00
		Project Total					\$29,047.63	\$29,047.63	\$0.00
	40	Salvation Army Tarpon Springs Transitional Living Program	216	TRANSITIONAL LIVING PROGRAM	Completed	CDBG	\$16,337.09	\$16,337.09	\$0.00
		Project Total					\$16,337.09	\$16,337.09	\$0.00

U.S. Department of Housing and Urban Development
Office of Community Planning and Development
Integrated Disbursement and Information System
List of Activities By Program Year And Project
PINELLAS COUNTY,FL

DATE: 12-29-14
TIME: 12:25
PAGE: 15

Plan Year	IDIS Project	Project	IDIS Activity ID	Activity Name	Activity Status	Program	Funded Amount	Draw Amount	Balance
1996	41	YWCA Virginia Lazzara Emergency Shelter	248	YWCA VIRGINIA LAZZARA SHELTER	Completed	ESG	\$17,425.00	\$17,425.00	\$0.00
		Project Total					\$17,425.00	\$17,425.00	\$0.00
	42	Contingency	217	CDBG CONTINGENCY	Canceled	CDBG	\$0.00	\$0.00	\$0.00
		Project Total					\$0.00	\$0.00	\$0.00
	43	Emergency Shelter Grant Administration	218	ESG ADMINISTRATION	Completed	ESG	\$2,473.34	\$2,473.34	\$0.00
			238	ERROR -CANC	Canceled	CDBG	\$0.00	\$0.00	\$0.00
		Project Total					\$2,473.34	\$2,473.34	\$0.00
	44	Community Development Block Grant Administration	247	CDBG ADMIN	Completed	CDBG	\$445,923.68	\$445,923.68	\$0.00
			253	DTI CONSULTING FOR DANSVILLE	Completed	CDBG	\$47,391.40	\$47,391.40	\$0.00
			254	OLDSMAR HISTORIC SURVEY	Completed	CDBG	\$9,526.85	\$9,526.85	\$0.00
		Project Total					\$502,841.93	\$502,841.93	\$0.00
	45	COMMERCIAL FACADE PROGRAM	255	WEISS - 2 BLDGS SAFETY HARBOR	Completed	CDBG	\$0.00	\$0.00	\$0.00
			256	5600 BLOCK - PINELLAS PARK	Canceled	CDBG	\$0.00	\$0.00	\$0.00
			257	APACHE FURNITURE - BOGACKI - PIN. PARK	Canceled	CDBG	\$0.00	\$0.00	\$0.00
			258	ELLIS - PINELLAS PARK	Completed	CDBG	\$6,000.00	\$6,000.00	\$0.00
			259	L. CLARK - PINELLAS PARK	Completed	CDBG	\$0.00	\$0.00	\$0.00
			260	TOUCHTON - PINELLAS PARK	Canceled	CDBG	\$0.00	\$0.00	\$0.00
			261	FEASIBILITIES/MISC	Completed	CDBG	\$0.00	\$0.00	\$0.00
			262	DINO'S GRILL - ANTONIOU - PINELLAS PARK	Completed	CDBG	\$4,000.00	\$4,000.00	\$0.00
			263	BENDER'S LAWN SALES - PINELLAS PARK	Completed	CDBG	\$2,000.00	\$2,000.00	\$0.00
			264	BUSY BEE CAR WASH - BOGGS - PINELLAS PK	Completed	CDBG	\$2,377.50	\$2,377.50	\$0.00
			401	BLOCKBUSTER PLAZA - PINELLAS PARK	Completed	CDBG	\$2,000.00	\$2,000.00	\$0.00
			465	INDIAN SHORES AUDITORIUM DOOR	Completed	CDBG	\$7,018.00	\$7,018.00	\$0.00
		Project Total					\$23,395.50	\$23,395.50	\$0.00
						CDBG	\$3,953,086.72	\$3,953,086.72	\$0.00
		Program Total				ESG	\$85,192.49	\$85,192.49	\$0.00
						HOME	\$4,175,309.39	\$4,175,309.39	\$0.00
		1996 Total					\$8,213,588.60	\$8,213,588.60	\$0.00
1997	1	Project Administration	389	CDBG ADMIN	Completed	CDBG	\$756,234.25	\$756,234.25	\$0.00
			390	HOME ADMIN	Completed	HOME	\$152,500.00	\$152,500.00	\$0.00
			392	SUNTRUST LOAN SERVICING FEES	Completed	HOME	\$8,810.79	\$8,810.79	\$0.00
			410	ESG ADMIN	Completed	ESG	\$4,850.00	\$4,850.00	\$0.00
			460	PLAN - INDIAN SHORES VILLAGE DESIGN	Completed	CDBG	\$1,388.00	\$1,388.00	\$0.00
		Project Total					\$923,783.04	\$923,783.04	\$0.00
	2	Shelter Operation and Services	400	TURNING POINT OPERATIONS - MUSTARD SEED	Completed	CDBG	\$80,000.00	\$80,000.00	\$0.00
			423	HOMELESS EMERGENCY PROJECT OPERATIONS	Completed	ESG	\$6,064.00	\$6,064.00	\$0.00
			424	QUEST INN OPERATIONS	Completed	ESG	\$11,500.00	\$11,500.00	\$0.00
			425	SALVATION ARMY OPERATIONS	Completed	ESG	\$26,879.22	\$26,879.22	\$0.00

U.S. Department of Housing and Urban Development
Office of Community Planning and Development
Integrated Disbursement and Information System
List of Activities By Program Year And Project
PINELLAS COUNTY,FL

DATE: 12-29-14
TIME: 12:25
PAGE: 16

Plan Year	IDIS Project	Project	IDIS Activity ID	Activity Name	Activity Status	Program	Funded Amount	Draw Amount	Balance
1997	2	Shelter Operation and Services	426	SALVATION ARMY SERVICES (HIP STAFF)	Completed	ESG	\$26,220.78	\$26,220.78	\$0.00
			427	YWCA OF TAMPA BAY OPERATIONS	Completed	ESG	\$12,100.00	\$12,100.00	\$0.00
			428	YWCA OF TAMPA BAY SERVICES (STAFFING)	Completed	ESG	\$9,386.00	\$9,386.00	\$0.00
		Project Total					\$172,150.00	\$172,150.00	\$0.00
	3	Public Facilities	399	SUNCOAST EPILEPSY FOUNDATION RENOVATION	Completed	CDBG	\$15,000.00	\$15,000.00	\$0.00
			407	GULFPORT COMMUNITY CENTER RENOVATION	Completed	CDBG	\$300,000.00	\$300,000.00	\$0.00
			429	SUNCOAST CENTER FOR MENTAL HEALTH	Completed	CDBG	\$100,000.00	\$100,000.00	\$0.00
			477	HEAD START AT RAINBOW	Completed	CDBG	\$6,675.94	\$6,675.94	\$0.00
		Project Total					\$421,675.94	\$421,675.94	\$0.00
	4	Public Improvements - Infrastructure	794	DANS NEIGH DEV CORP - DIR SAL AND OPER	Completed	CDBG	\$70,571.21	\$70,571.21	\$0.00
							\$70,571.21	\$70,571.21	\$0.00
	5	Dansville Neighborhood Revitalization Area	391	ACQUISITION - DANSVILLE	Completed	CDBG	\$2,156,648.10	\$2,156,648.10	\$0.00
			454	PAINT PROGRAM - DANSVILLE	Completed	CDBG	\$976.67	\$976.67	\$0.00
		Project Total					\$2,157,624.77	\$2,157,624.77	\$0.00
	6	High Point Neighborhood Revitalization Area	393	YMCA ACQUISITION - 5350 BAMBOO	Completed	CDBG	\$63,871.92	\$63,871.92	\$0.00
			394	YMCA ACQUISITION - 15117 WINDTREE	Completed	CDBG	\$81,914.76	\$81,914.76	\$0.00
			395	YMCA ACQUISITION - 15085 WINDTREE DR.	Completed	CDBG	\$114,906.88	\$114,906.88	\$0.00
			396	WINDTREE PAINT PROGRAM	Completed	CDBG	\$7,097.67	\$7,097.67	\$0.00
			421	WINDTREE CONSULTING	Completed	CDBG	\$10,220.00	\$10,220.00	\$0.00
			496	WTV YMCA IMPROVEMENTS	Completed	CDBG	\$496,508.00	\$496,508.00	\$0.00
		Project Total					\$774,519.23	\$774,519.23	\$0.00
	7	Public Services	404	COMPREHENSIVE FAMILY SERVICES PROGRAM	Completed	CDBG	\$120,054.37	\$120,054.37	\$0.00
			417	CSF HOUSING ASSIST & HOME BUYER TRAINING	Completed	CDBG	\$52,646.00	\$52,646.00	\$0.00
			452	FAMILY RESOURCES - COMMUNITY VOICE MAIL	Completed	CDBG	\$48,527.70	\$48,527.70	\$0.00
			453	POC - CHORE SERVICES	Completed	CDBG	\$14,947.00	\$14,947.00	\$0.00
		Project Total					\$236,175.07	\$236,175.07	\$0.00
	9	Direct Downpayment Assistance	438	LARGO - JONES - #4110	Completed	HOME	\$8,331.64	\$8,331.64	\$0.00
			439	LARGO - NICHOLS - #4109	Completed	HOME	\$8,410.79	\$8,410.79	\$0.00
			440	LARGO - PECORI - #4103	Completed	HOME	\$10,000.00	\$10,000.00	\$0.00
			441	LARGO - ROBBINS - #4111	Completed	HOME	\$7,454.00	\$7,454.00	\$0.00
			457	LARGO - BLAIR - #4128	Completed	HOME	\$6,847.00	\$6,847.00	\$0.00
			458	LARGO - FEASTER - #4135	Completed	HOME	\$8,411.00	\$8,411.00	\$0.00
			459	LARGO - FRIEDMAN - #4136	Completed	HOME	\$7,729.85	\$7,729.85	\$0.00
			478	LARGO - WILSON - #4229	Completed	HOME	\$7,468.00	\$7,468.00	\$0.00
			479	LARGO - HUNSICKER - #4230	Completed	HOME	\$9,227.00	\$9,227.00	\$0.00
			480	LARGO - BRAMWELL - #4231	Completed	HOME	\$9,856.61	\$9,856.61	\$0.00
			481	LARGO - MORTON - #4232	Completed	HOME	\$9,650.00	\$9,650.00	\$0.00
			482	LARGO - BRUNER - #4233	Completed	HOME	\$9,268.00	\$9,268.00	\$0.00

U.S. Department of Housing and Urban Development
Office of Community Planning and Development
Integrated Disbursement and Information System
List of Activities By Program Year And Project
PINELLAS COUNTY,FL

DATE: 12-29-14
TIME: 12:25
PAGE: 17

Plan Year	IDIS Project	Project	IDIS Activity ID	Activity Name	Activity Status	Program	Funded Amount	Draw Amount	Balance
1997	9	Direct Downpayment Assistance	483	LARGO - CAMFIELD - #4234	Completed	HOME	\$5,980.00	\$5,980.00	\$0.00
			484	LARGO - THURSTON - #4235	Completed	HOME	\$8,356.00	\$8,356.00	\$0.00
			492	TBCDC HOME BUYER ASSISTANCE	Completed	CDBG	\$289,778.04	\$289,778.04	\$0.00
			493	TBCDC HOME OWNERSHIP OPPORTUNITIES	Completed	CDBG	\$35,219.68	\$35,219.68	\$0.00
		Project Total					\$441,987.61	\$441,987.61	\$0.00
	10	Rehabilitation of Rental Properties	388	HOMES FOR IND. - #2979	Completed	HOME	\$36,388.00	\$36,388.00	\$0.00
			405	RPI - DE YAMPERT - #4004	Completed	CDBG	\$6,100.00	\$6,100.00	\$0.00
			406	RPI - DE YAMPERT - #4005	Completed	CDBG	\$6,734.97	\$6,734.97	\$0.00
			411	HOMES FOR IND. - #2980	Completed	HOME	\$41,337.60	\$41,337.60	\$0.00
			430	CHAF-WINDTREE VILLAGE-#3082	Completed	CDBG	\$52,687.60	\$52,687.60	\$0.00
			431	CHAF-WINDTREE VILLAGE-#3083	Completed	CDBG	\$52,687.60	\$52,687.60	\$0.00
			432	CHAF-WINDTREE VILLAGE-#3084	Completed	CDBG	\$52,687.60	\$52,687.60	\$0.00
			433	CHAF-WINDTREE VILLAGE-#3085	Completed	CDBG	\$57,203.35	\$57,203.35	\$0.00
			437	RPI - VOLPE - #4085	Completed	CDBG	\$100,000.00	\$100,000.00	\$0.00
			469	RPI - BRITNER - #4114	Completed	CDBG	\$2,200.00	\$2,200.00	\$0.00
			471	RPI - COMM SERV FOUND - #4061	Completed	CDBG	\$26,500.00	\$26,500.00	\$0.00
			472	RPI - LAWSON - #3068	Completed	CDBG	\$8,000.00	\$8,000.00	\$0.00
		Project Total					\$442,526.72	\$442,526.72	\$0.00
	11	Rehabilitation of Commercial Properties	415	FEASIBILITIES/MISC 97/98	Completed	CDBG	\$7,837.50	\$7,837.50	\$0.00
			416	CFP - FEED STORE 5775 PARK BLVD	Completed	CDBG	\$2,710.30	\$2,710.30	\$0.00
			418	CFP - PEDIATRIC DOCTORS - PIN PK	Completed	CDBG	\$3,322.50	\$3,322.50	\$0.00
			419	CFP - GIFTSHOP - GULFPORT	Completed	CDBG	\$5,000.00	\$5,000.00	\$0.00
			420	CFP - HARBOR PLAZA - SAFETY HARBOR	Completed	CDBG	\$12,000.00	\$12,000.00	\$0.00
			435	CFP - SAFETY HARBOR AUTOMOTIVE CENTER	Completed	CDBG	\$2,000.00	\$2,000.00	\$0.00
			450	CFP - TURKER'S BEACH SPORTS LOUNGE	Completed	CDBG	\$2,000.00	\$2,000.00	\$0.00
			470	CFP - BUSHIDO ACADEMY	Completed	CDBG	\$3,000.00	\$3,000.00	\$0.00
			508	CFP - J&M ALUMINUM	Completed	CDBG	\$2,000.00	\$2,000.00	\$0.00
			518	CFP - IRB BEACH COTTAGE FLORIST	Completed	CDBG	\$3,199.30	\$3,199.30	\$0.00
			536	CFP - SOUTHERN PAWN SHOP	Completed	CDBG	\$4,000.00	\$4,000.00	\$0.00
			538	CFP - GULFPORT STUDIO SEVEN	Completed	CDBG	\$5,000.00	\$5,000.00	\$0.00
			566	CFP - CUSO'S JEWELRY	Completed	CDBG	\$4,000.00	\$4,000.00	\$0.00
			590	CFP - SCHNELLER MANUFACTURING	Completed	CDBG	\$4,000.00	\$4,000.00	\$0.00
			654	CFP - STUFFED MUSHROOM	Completed	CDBG	\$3,000.00	\$3,000.00	\$0.00
			668	CFP - PRIVACY ELECTRONICS	Completed	CDBG	\$3,000.00	\$3,000.00	\$0.00
			734	CFP - CHIROPRACTIC OFFICE	Completed	CDBG	\$5,000.00	\$5,000.00	\$0.00
		Project Total					\$73,069.60	\$73,069.60	\$0.00
	12	Historic Preservation	581	HIS - ED C. LABREQUE CPA	Completed	CDBG	\$30,000.00	\$30,000.00	\$0.00
			804	HIS - MOORE - #5209	Completed	CDBG	\$40,000.00	\$40,000.00	\$0.00

U.S. Department of Housing and Urban Development
Office of Community Planning and Development
Integrated Disbursement and Information System
List of Activities By Program Year And Project
PINELLAS COUNTY,FL

DATE: 12-29-14
TIME: 12:25
PAGE: 18

Plan Year	IDIS Project	Project	IDIS Activity ID	Activity Name	Activity Status	Program	Funded Amount	Draw Amount	Balance
1997	12	Project Total					\$70,000.00	\$70,000.00	\$0.00
	13	RIDGECREST NEIGHBORHOOD REVITALIZATION AREA	449	RIDGECREST COMMUNITY CENTER	Completed	CDBG	\$356,531.10	\$356,531.10	\$0.00
		Project Total					\$356,531.10	\$356,531.10	\$0.00
		Program Total				CDBG	\$5,687,588.01	\$5,687,588.01	\$0.00
						ESG	\$97,000.00	\$97,000.00	\$0.00
						HOME	\$356,026.28	\$356,026.28	\$0.00
		1997 Total					\$6,140,614.29	\$6,140,614.29	\$0.00
1998	1	Administration	497	CDBG ADMINISTRATION	Completed	CDBG	\$806,990.17	\$806,990.17	\$0.00
			498	ESG ADMINISTRATION	Completed	ESG	\$6,600.00	\$6,600.00	\$0.00
			499	HOME ADMINISTRATION	Completed	HOME	\$124,654.21	\$124,654.21	\$0.00
		Project Total					\$938,244.38	\$938,244.38	\$0.00
	3	Dansville Neighborhood	809	DANSVILLE AREA INFRASTRUCTURE PH1	Completed	CDBG	\$303,218.86	\$303,218.86	\$0.00
			810	DANSVILLE AREA PH1 POND AND AMENITIES	Completed	CDBG	\$149,529.50	\$149,529.50	\$0.00
		Project Total					\$452,748.36	\$452,748.36	\$0.00
	4	Greater Ridgecrest Area Neighborhood	504	RIDGECREST STREET LIGHTING	Completed	CDBG	\$20,500.00	\$20,500.00	\$0.00
			599	RIDGECREST ENTRANCE ACQUISITION	Completed	CDBG	\$109,305.00	\$109,305.00	\$0.00
			665	PINELLAS URBAN YOUNG LIFE	Completed	CDBG	\$2,000.00	\$2,000.00	\$0.00
			696	RIDGECREST SUMMER RECREATION PROGRAM	Completed	CDBG	\$50,294.62	\$50,294.62	\$0.00
		Project Total					\$182,099.62	\$182,099.62	\$0.00
	5	Wind Tree Village Neighborhood	737	WIND TREE SUMMER RECREATION PROGRAM	Completed	CDBG	\$25,152.98	\$25,152.98	\$0.00
			746	CHAF - 150TH STREET WALL	Completed	CDBG	\$50,000.00	\$50,000.00	\$0.00
			843	WIND TREE VILLAGE INFRASTRUCTURE PH1	Completed	CDBG	\$351,476.38	\$351,476.38	\$0.00
			844	WIND TREE NORTH - DESIGN	Completed	CDBG	\$33,651.40	\$33,651.40	\$0.00
		Project Total					\$460,280.76	\$460,280.76	\$0.00
	6	Public Infrastructure	553	DUNEDIN STREETSCAPE	Completed	CDBG	\$300,000.00	\$300,000.00	\$0.00
			554	INDIAN SHORES STREETSCAPE	Completed	CDBG	\$350,000.00	\$350,000.00	\$0.00
			732	SAFETY HARBOR - STREETSCAPE	Completed	CDBG	\$100,000.00	\$100,000.00	\$0.00
		Project Total					\$750,000.00	\$750,000.00	\$0.00
	7	Demolition and Clearance	534	DEMO - 4951 82ND AVE N, PPK	Completed	CDBG	\$5,000.00	\$5,000.00	\$0.00
			548	DEMO - 19111 WHISPERING PINES DR, IND SH	Completed	CDBG	\$5,000.00	\$5,000.00	\$0.00
			550	DEMO - 1722 THOMPSON AVE, CLW	Completed	CDBG	\$2,497.99	\$2,497.99	\$0.00
			555	DEMO - 6065 81ST AVE N, PPK	Completed	CDBG	\$2,475.69	\$2,475.69	\$0.00
			556	DEMO - 11685 ULMERTON RD, LARGO	Completed	CDBG	\$8,543.10	\$8,543.10	\$0.00
			572	DEMO - 15049 WINDTREE DR.	Completed	CDBG	\$4,157.14	\$4,157.14	\$0.00
			573	DEMO - 12541 WILCOX RD	Completed	CDBG	\$3,759.88	\$3,759.88	\$0.00
			597	DEMO - 3900 53RD AVE N	Completed	CDBG	\$3,070.72	\$3,070.72	\$0.00
			618	DEMO - 15133 WINDTREE DR	Completed	CDBG	\$7,486.49	\$7,486.49	\$0.00

U.S. Department of Housing and Urban Development
Office of Community Planning and Development
Integrated Disbursement and Information System
List of Activities By Program Year And Project
PINELLAS COUNTY,FL

DATE: 12-29-14
TIME: 12:25
PAGE: 19

Plan Year	IDIS Project	Project	IDIS Activity ID	Activity Name	Activity Status	Program	Funded Amount	Draw Amount	Balance
1998	7	Demolition and Clearance	619	DEMO - 727 WYATT ST	Completed	CDBG	\$2,391.16	\$2,391.16	\$0.00
			650	DEMO - 2311 WILLIAMS RD	Completed	CDBG	\$3,279.12	\$3,279.12	\$0.00
			651	DEMO - 1025 DOUGLAS AVE.	Completed	CDBG	\$2,067.81	\$2,067.81	\$0.00
			667	DEMO - MONROE PARK	Completed	CDBG	\$5,000.00	\$5,000.00	\$0.00
			685	DEMO - 12730 132ND AVE N	Completed	CDBG	\$1,172.56	\$1,172.56	\$0.00
			687	DEMO - 735-737 BROADWAY	Completed	CDBG	\$4,750.51	\$4,750.51	\$0.00
			688	DEMO - 733-735 BROADWAY	Completed	CDBG	\$4,752.11	\$4,752.11	\$0.00
			691	DEMO - 12910 CAMPBELL LANE	Completed	CDBG	\$2,783.02	\$2,783.02	\$0.00
			694	DEMO - 1593 BASKINS CROSSING RD	Completed	CDBG	\$3,009.76	\$3,009.76	\$0.00
			733	DEMO - 1029 BASS ST., DN	Completed	CDBG	\$2,622.74	\$2,622.74	\$0.00
		Project Total					\$73,819.80	\$73,819.80	\$0.00
	8	Public Services	511	MUSTARD SEED FND- TURNING PT. SERVICES	Completed	CDBG	\$100,000.00	\$100,000.00	\$0.00
			512	COMMUNITY SERVICE FOUND- CENTR HSNG SERV	Completed	CDBG	\$49,117.00	\$49,117.00	\$0.00
			535	OMNI CENTER RECREATION - PCUL	Completed	CDBG	\$117,704.88	\$117,704.88	\$0.00
			736	POC CHORE SERVICES	Completed	CDBG	\$14,950.00	\$14,950.00	\$0.00
		Project Total					\$281,771.88	\$281,771.88	\$0.00
	9	Shelter Operations and Services	510	CLW HMLESS INTERV PROJ - OPERATIONS	Completed	CDBG	\$74,956.93	\$74,956.93	\$0.00
			527	ADVOCATES FOR SHELTER ACTION POLICY	Completed	ESG	\$16,370.00	\$16,370.00	\$0.00
			582	QUEST INN - OPERATIONS	Completed	ESG	\$17,034.00	\$17,034.00	\$0.00
			583	RELIG COMM SERV - GRACE HOUSE	Completed	ESG	\$23,033.00	\$23,033.00	\$0.00
			584	ADV SHELTER ACT POLICY - OPERATIONS	Completed	ESG	\$2,200.00	\$2,200.00	\$0.00
			600	HOMELESS EMERGENCY PROJ - OPERATIONS	Completed	ESG	\$27,533.00	\$27,533.00	\$0.00
			645	YWCA FAMILY VILLAGE - SERVICES	Completed	ESG	\$23,230.00	\$23,230.00	\$0.00
			705	YWCA FAMILY VILLAGE - OPERATING	Completed	ESG	\$16,000.00	\$16,000.00	\$0.00
			751	FAMILY RESOURCES CENTER - REHAB	Completed	CDBG	\$19,876.00	\$19,876.00	\$0.00
		Project Total					\$220,232.93	\$220,232.93	\$0.00
	10	Public Facilities	513	PEOPLE OF COLOR AIDS COAL- ACQ/REHAB	Completed	CDBG	\$189,737.47	\$189,737.47	\$0.00
			526	ASAP - PURCHASE AND REHAB	Completed	CDBG	\$30,800.00	\$30,800.00	\$0.00
			598	MUSTARD SEED FND - TURNING PT REHAB	Completed	CDBG	\$80,041.15	\$80,041.15	\$0.00
			625	HIGH POINT NEIGHBORHOOD FAMILY CENTER	Completed	CDBG	\$69,367.56	\$69,367.56	\$0.00
			660	PINELLAS PARK - SENIOR CENTER RENOVATION	Completed	CDBG	\$150,000.00	\$150,000.00	\$0.00
			661	NEIGH SR SERV - ADULT DAY CARE ACQ	Completed	CDBG	\$230,625.00	\$230,625.00	\$0.00
			662	SAF HARB - NEIGH FAMILY CENTER	Completed	CDBG	\$298,927.41	\$298,927.41	\$0.00
			690	HOMELESS EMERGENCY PROJECT REHAB	Completed	CDBG	\$51,175.00	\$51,175.00	\$0.00
		Project Total					\$1,100,673.59	\$1,100,673.59	\$0.00
	11	Preservation of Affordable Housing	500	CONTRACT SVCS.- MISC.FEES FY98/99	Completed	CDBG	\$15,851.27	\$15,851.27	\$0.00
			502	PORTFOLIO MANAGEMENT	Completed	CDBG	\$388.00	\$388.00	\$0.00
			503	RPI - REEDER - #4265	Completed	CDBG	\$2,350.00	\$2,350.00	\$0.00
			505	RPI - DIXON - #4160	Completed	CDBG	\$27,000.00	\$27,000.00	\$0.00

U.S. Department of Housing and Urban Development
Office of Community Planning and Development
Integrated Disbursement and Information System
List of Activities By Program Year And Project
PINELLAS COUNTY,FL

DATE: 12-29-14
TIME: 12:25
PAGE: 20

Plan Year	IDIS Project	Project	IDIS Activity ID	Activity Name	Activity Status	Program	Funded Amount	Draw Amount	Balance
1998	11	Preservation of Affordable Housing	506	ILP - GREENLAW - #4306	Completed	CDBG	\$722.64	\$722.64	\$0.00
			507	ILP - JENKINS - #4305	Completed	CDBG	\$700.64	\$700.64	\$0.00
			509	ILP - MOKMA - #4320	Completed	CDBG	\$319.00	\$319.00	\$0.00
			521	RPI - CAREW - #4147	Completed	CDBG	\$4,050.00	\$4,050.00	\$0.00
			522	RPI - EDMISTEN - #4104	Completed	CDBG	\$6,600.00	\$6,600.00	\$0.00
			523	RPI - VERDUGO - #4221	Completed	CDBG	\$5,150.00	\$5,150.00	\$0.00
			524	RPI - VERDUGO - #4222	Completed	CDBG	\$4,350.00	\$4,350.00	\$0.00
			525	ILP - MEUNIER - #4328	Completed	CDBG	\$2,750.00	\$2,750.00	\$0.00
			540	ILP - FETTIS - #4346	Completed	CDBG	\$2,750.00	\$2,750.00	\$0.00
			541	ILP - JONES - #4345	Completed	CDBG	\$2,750.00	\$2,750.00	\$0.00
			542	ILP - QUINT - #4343	Completed	CDBG	\$2,750.00	\$2,750.00	\$0.00
			544	DAL - HARDING - #4341	Completed	CDBG	\$4,930.00	\$4,930.00	\$0.00
			549	ILP - FOLSOM - #4348	Completed	CDBG	\$2,750.00	\$2,750.00	\$0.00
			551	ILP - WECKERLY - #4349	Completed	CDBG	\$2,750.00	\$2,750.00	\$0.00
			552	ILP - RUSSELL - #4351	Completed	CDBG	\$2,750.00	\$2,750.00	\$0.00
			557	ILP - GUSTAFSON - #4369	Completed	CDBG	\$715.00	\$715.00	\$0.00
			558	ILP - MARQUEZ - #4373	Completed	CDBG	\$908.54	\$908.54	\$0.00
			559	ILP - PERRY - #4372	Completed	CDBG	\$908.54	\$908.54	\$0.00
			560	ILP - TAYLOR - #4371	Completed	CDBG	\$908.54	\$908.54	\$0.00
			561	LIL - BORKOWSKI - #1406	Completed	CDBG	\$3,333.50	\$3,333.50	\$0.00
			562	ILP - ALEXANDER - #4382	Completed	CDBG	\$908.54	\$908.54	\$0.00
			563	ILP - MCKINNEY - #4384	Completed	CDBG	\$132.00	\$132.00	\$0.00
			564	ILP - MOUNTS - #4380	Completed	CDBG	\$722.64	\$722.64	\$0.00
			565	ILP - RYDER - #4381	Completed	CDBG	\$2,475.00	\$2,475.00	\$0.00
			567	LIL - NOTRO - #1724	Completed	CDBG	\$13,723.95	\$13,723.95	\$0.00
			571	ILP - SMITH - #4387	Completed	CDBG	\$95.70	\$95.70	\$0.00
			574	LIL - BELLAN - #4239	Completed	CDBG	\$14,230.70	\$14,230.70	\$0.00
			575	RPI - BRASTED - #4243	Completed	CDBG	\$4,346.48	\$4,346.48	\$0.00
			576	RPI - GRAHAM - #4060	Completed	CDBG	\$2,770.00	\$2,770.00	\$0.00
			577	LIL - HIBDON-SWEETLAND - #4262	Completed	CDBG	\$22,260.55	\$22,260.55	\$0.00
			578	RPI - LUMSDEN - #3089	Completed	CDBG	\$10,100.00	\$10,100.00	\$0.00
			579	RPI - SAPOURN - #4148	Completed	CDBG	\$21,891.32	\$21,891.32	\$0.00
			580	RPI - WANG - #4134	Completed	CDBG	\$44,400.00	\$44,400.00	\$0.00
			585	LIL - TARGAKIS - #1872	Completed	CDBG	\$2,916.50	\$2,916.50	\$0.00
			588	FEASIBILITIES/MISC 98/99	Completed	CDBG	\$10,013.75	\$10,013.75	\$0.00
			589	ILP - RICHARDSON - #4393	Completed	CDBG	\$2,750.00	\$2,750.00	\$0.00
			601	LARGO - ADAMS - #4344	Completed	HOME	\$39,247.20	\$39,247.20	\$0.00
			604	RPI - DLUHY - #4283	Completed	CDBG	\$4,700.00	\$4,700.00	\$0.00
			605	RPI - DUFEEK - #4244	Completed	CDBG	\$9,000.00	\$9,000.00	\$0.00

U.S. Department of Housing and Urban Development
Office of Community Planning and Development
Integrated Disbursement and Information System
List of Activities By Program Year And Project
PINELLAS COUNTY,FL

DATE: 12-29-14
TIME: 12:25
PAGE: 21

Plan Year	IDIS Project	Project	IDIS Activity ID	Activity Name	Activity Status	Program	Funded Amount	Draw Amount	Balance
1998	11	Preservation of Affordable Housing	606	RPI - YOUNG - #4259	Completed	CDBG	\$4,800.00	\$4,800.00	\$0.00
			607	RPI - YOUNG - #4260	Completed	CDBG	\$3,650.00	\$3,650.00	\$0.00
			608	ILP - SOUTHERNLAND - #4928	Completed	CDBG	\$635.74	\$635.74	\$0.00
			609	ILP - ALDER - #4929	Completed	CDBG	\$908.54	\$908.54	\$0.00
			610	ILP - OLIVEROS - #4930	Completed	CDBG	\$908.54	\$908.54	\$0.00
			612	ILP - DUNSFORD - #4921	Completed	CDBG	\$2,750.00	\$2,750.00	\$0.00
			613	ILP - DYKMAN - #4923	Completed	CDBG	\$908.54	\$908.54	\$0.00
			614	ILP - PYLES - #4925	Completed	CDBG	\$191.40	\$191.40	\$0.00
			620	LIL - BOATWRIGHT - #4926	Canceled	CDBG	\$0.00	\$0.00	\$0.00
			621	LIL - BEAL - #4919	Completed	CDBG	\$34,720.45	\$34,720.45	\$0.00
			622	ILP - DIEHL - #4947	Completed	CDBG	\$1,100.93	\$1,100.93	\$0.00
			623	ILP - KAISER - #4946	Completed	CDBG	\$2,684.00	\$2,684.00	\$0.00
			627	LIL - BURKE - #4938	Completed	CDBG	\$7,500.00	\$7,500.00	\$0.00
			632	ILP - CANTON - #4964	Completed	CDBG	\$722.64	\$722.64	\$0.00
			633	ILP - KARN - #4965	Completed	CDBG	\$908.54	\$908.54	\$0.00
			634	ILP - KENNEDY - #4963	Completed	CDBG	\$2,750.00	\$2,750.00	\$0.00
			635	ILP - NEWSOME - #4962	Completed	CDBG	\$908.54	\$908.54	\$0.00
			636	RPI - KRAUSE - #4081	Completed	CDBG	\$6,518.24	\$6,518.24	\$0.00
			637	DIS - KLEIN - #4977	Completed	CDBG	\$37,000.00	\$37,000.00	\$0.00
			638	RPI - YOUNG - #4983	Completed	CDBG	\$4,250.00	\$4,250.00	\$0.00
			639	DIS - HUSCHER - #4968	Completed	CDBG	\$32,000.00	\$32,000.00	\$0.00
			641	RPI - BUGBEE - #4916	Completed	CDBG	\$7,000.00	\$7,000.00	\$0.00
			642	RPI - YOUNG - #4982	Completed	CDBG	\$4,250.00	\$4,250.00	\$0.00
			643	RPI - CHIANG - #5073	Completed	CDBG	\$18,000.00	\$18,000.00	\$0.00
			644	LIL - PRATT - #4971	Completed	CDBG	\$9,937.31	\$9,937.31	\$0.00
			652	RPI - LENTRICCHIA - #4055	Completed	CDBG	\$32,500.00	\$32,500.00	\$0.00
			653	LIL - STEVENS - #4144	Completed	CDBG	\$30,553.26	\$30,553.26	\$0.00
			655	ILP - SPAULDING - #4969	Completed	CDBG	\$2,744.50	\$2,744.50	\$0.00
			680	LARGO - MCGRADY - #4905	Completed	HOME	\$16,844.53	\$16,844.53	\$0.00
			681	LARGO - CLAYTON - #4915	Completed	HOME	\$22,522.92	\$22,522.92	\$0.00
			682	LARGO - YORK - #4942	Completed	HOME	\$16,790.67	\$16,790.67	\$0.00
			692	LIL - BALNICKY - #2252	Completed	CDBG	\$3,222.55	\$3,222.55	\$0.00
			693	RPI - DIXON - #5010	Completed	CDBG	\$18,000.00	\$18,000.00	\$0.00
			695	RPI - O'CONNOR - #5013	Completed	CDBG	\$9,000.00	\$9,000.00	\$0.00
			697	RPI - GALLOWAY - #4976	Completed	CDBG	\$21,800.00	\$21,800.00	\$0.00
			698	RPI - KESTER - #5014	Completed	CDBG	\$2,000.00	\$2,000.00	\$0.00
			699	RPI - SAPOURN - #5040	Completed	CDBG	\$9,105.85	\$9,105.85	\$0.00
			700	ILP - ROSS - #5049	Completed	CDBG	\$689.64	\$689.64	\$0.00
			701	LIL - HAVORSEN - #4960	Completed	CDBG	\$21,433.70	\$21,433.70	\$0.00

U.S. Department of Housing and Urban Development
Office of Community Planning and Development
Integrated Disbursement and Information System
List of Activities By Program Year And Project
PINELLAS COUNTY,FL

DATE: 12-29-14
TIME: 12:25
PAGE: 22

Plan Year	IDIS Project	Project	IDIS Activity ID	Activity Name	Activity Status	Program	Funded Amount	Draw Amount	Balance
1998	11	Preservation of Affordable Housing	702	RPI - ADAMOSKY - #4352	Completed	CDBG	\$5,450.00	\$5,450.00	\$0.00
			703	RPI - STEVENS - #4355	Completed	CDBG	\$9,000.00	\$9,000.00	\$0.00
			704	LIL - MARSHALL - #4909	Completed	CDBG	\$26,044.30	\$26,044.30	\$0.00
			706	LIL - ROETEMEYER - #4956	Completed	CDBG	\$21,873.05	\$21,873.05	\$0.00
			707	LIL - STEWART - #4970	Completed	CDBG	\$34,500.78	\$34,500.78	\$0.00
			708	ILP - TODD - #5052	Completed	CDBG	\$2,145.00	\$2,145.00	\$0.00
			709	RPI - TOBIN - #4358	Completed	CDBG	\$25,500.00	\$25,500.00	\$0.00
			710	RPI - CAREW - #5018	Completed	CDBG	\$5,000.00	\$5,000.00	\$0.00
			711	ILP - DENSON - #5068	Completed	CDBG	\$722.64	\$722.64	\$0.00
			712	ILP - MOORE - #5072	Completed	CDBG	\$722.64	\$722.64	\$0.00
			713	ILP - NEWMAN - #5069	Completed	CDBG	\$722.64	\$722.64	\$0.00
			721	LARGO - STOCK - #5036	Completed	HOME	\$5,735.45	\$5,735.45	\$0.00
			726	ILP - MRUK - #5087	Completed	CDBG	\$2,178.00	\$2,178.00	\$0.00
			727	ILP - HERTZBERG - #5086	Completed	CDBG	\$722.64	\$722.64	\$0.00
			728	ILP - JONES - #5084	Completed	CDBG	\$818.34	\$818.34	\$0.00
			729	ILP - MOORE - #5085	Completed	CDBG	\$2,750.00	\$2,750.00	\$0.00
			730	ILP - SWARTZIE - #5083	Completed	CDBG	\$722.64	\$722.64	\$0.00
			1196	PORTFOLIO MANAGEMENT	Completed	CDBG	\$2,857.50	\$2,857.50	\$0.00
		Project Total					\$844,796.65	\$844,796.65	\$0.00
	12	Provision of Affordable Housing	494	CHAF - WINDTREE VILLAGE - #4294	Completed	CDBG	\$0.00	\$0.00	\$0.00
						HOME	\$919,675.10	\$919,675.10	\$0.00
			501	CONTRACT SVCS.- MISC.FEES FY98/99	Completed	HOME	\$5,795.93	\$5,795.93	\$0.00
			539	BOLEY - SHADY PINES - #4336	Completed	HOME	\$16,000.00	\$16,000.00	\$0.00
			586	LIL - DEAN - #4187	Completed	HOME	\$29,997.85	\$29,997.85	\$0.00
			603	LAHDC - 25 BELLEMEADE - #4914	Completed	HOME	\$12,500.00	\$12,500.00	\$0.00
			646	RHD - TUSCANY APTS - #4927	Completed	HOME	\$276,625.00	\$276,625.00	\$0.00
		Project Total					\$1,260,593.88	\$1,260,593.88	\$0.00
	13	Home Ownership Opportunities	514	DAL - GEIGER - #4313	Completed	CDBG	\$6,100.00	\$6,100.00	\$0.00
			515	DAL - LISS - #4325	Completed	CDBG	\$5,700.00	\$5,700.00	\$0.00
			516	DAL - LOPEZ - #4314	Completed	CDBG	\$6,950.00	\$6,950.00	\$0.00
			517	DAL - SILVA - #4315	Completed	CDBG	\$5,900.00	\$5,900.00	\$0.00
			519	DAL - PEACE - #4324	Completed	CDBG	\$6,000.00	\$6,000.00	\$0.00
			520	DAL - RYNEARSON - #4312	Completed	CDBG	\$3,460.00	\$3,460.00	\$0.00
			528	LARGO - PIXTON - #4281	Completed	HOME	\$5,500.00	\$5,500.00	\$0.00
			529	LARGO - BRULL - #4278	Completed	HOME	\$5,470.00	\$5,470.00	\$0.00
			530	LARGO - DIAZ - #4280	Completed	HOME	\$6,800.00	\$6,800.00	\$0.00
			531	LARGO - FRYE - #4282	Completed	HOME	\$8,300.00	\$8,300.00	\$0.00
			532	LARGO - GOURLAY - #4277	Completed	HOME	\$9,624.00	\$9,624.00	\$0.00
			533	LARGO - HALL - #4279	Completed	HOME	\$7,258.00	\$7,258.00	\$0.00

U.S. Department of Housing and Urban Development
Office of Community Planning and Development
Integrated Disbursement and Information System
List of Activities By Program Year And Project
PINELLAS COUNTY,FL

DATE: 12-29-14
TIME: 12:25
PAGE: 23

Plan Year	IDIS Project	Project	IDIS Activity ID	Activity Name	Activity Status	Program	Funded Amount	Draw Amount	Balance
1998	13	Home Ownership Opportunities	537	DAL - ROUNDTREE - #4333	Completed	CDBG	\$6,950.00	\$6,950.00	\$0.00
			543	DAL - RAMOS - #4340	Completed	CDBG	\$5,950.00	\$5,950.00	\$0.00
			545	DAL - RANCK - #4339	Completed	CDBG	\$2,177.00	\$2,177.00	\$0.00
			546	DAL - THURSTON - #4342	Completed	CDBG	\$6,300.00	\$6,300.00	\$0.00
			547	DAL - TILLOTSON - #4338	Completed	CDBG	\$15,640.00	\$15,640.00	\$0.00
			568	DAL - CAMPBELL - #4368	Completed	CDBG	\$7,200.00	\$7,200.00	\$0.00
			569	DAL - JOHNSON - #4370	Completed	CDBG	\$7,650.00	\$7,650.00	\$0.00
			570	DAL - TREVINO - #4377	Completed	CDBG	\$3,300.00	\$3,300.00	\$0.00
			587	LARGO - RYAN - #4357	Completed	HOME	\$10,000.00	\$10,000.00	\$0.00
			591	DAL - GARBUTT - #4900	Completed	CDBG	\$8,257.00	\$8,257.00	\$0.00
			592	DAL - MARTIN - #4901	Completed	CDBG	\$9,200.00	\$9,200.00	\$0.00
			593	DAL - VELAZQUEZ - #4899	Completed	CDBG	\$8,450.00	\$8,450.00	\$0.00
			594	DAL - FOCAKOVIC - #4903	Completed	CDBG	\$3,000.00	\$3,000.00	\$0.00
			595	DAL - WEBB - #4902	Completed	CDBG	\$8,850.00	\$8,850.00	\$0.00
			596	DAL - BARRETT - #4908	Completed	CDBG	\$8,200.00	\$8,200.00	\$0.00
			602	LARGO - LEACH - #4910	Completed	HOME	\$8,290.00	\$8,290.00	\$0.00
			611	DAL - LYTTLE - #4939	Completed	CDBG	\$10,050.00	\$10,050.00	\$0.00
			615	DAL - CORNILLAUD - #4922	Completed	CDBG	\$6,900.00	\$6,900.00	\$0.00
			616	DAL - MCKINNIE - #4935	Completed	CDBG	\$10,000.00	\$10,000.00	\$0.00
			617	DAL - SMITH - #4920	Completed	CDBG	\$9,500.00	\$9,500.00	\$0.00
			624	DAL - ERWIN - #4949	Completed	CDBG	\$8,950.00	\$8,950.00	\$0.00
			628	DAL - KNIGHTON - #4953	Completed	CDBG	\$11,900.00	\$11,900.00	\$0.00
			629	DAL - WARRANT - #4957	Completed	CDBG	\$9,280.00	\$9,280.00	\$0.00
			630	DAL - WARREN - #4954	Completed	CDBG	\$2,500.00	\$2,500.00	\$0.00
			631	DAL - SLOCUMB - #4959	Completed	CDBG	\$6,600.00	\$6,600.00	\$0.00
			640	DIS - HEISEY - #4973	Completed	CDBG	\$37,500.00	\$37,500.00	\$0.00
			647	LARGO - LIMLE - #4936	Completed	HOME	\$7,117.00	\$7,117.00	\$0.00
			648	LARGO - TAYLOR - #4918	Completed	HOME	\$9,401.00	\$9,401.00	\$0.00
			649	DAL - LECLERC - #4937	Completed	HOME	\$8,017.00	\$8,017.00	\$0.00
			656	DAL - JARAMILLO - #4986	Completed	CDBG	\$11,600.00	\$11,600.00	\$0.00
			657	DAL - KING - #4979	Completed	CDBG	\$9,700.00	\$9,700.00	\$0.00
			658	DAL - MICHAEL - #4978	Completed	CDBG	\$7,550.00	\$7,550.00	\$0.00
			659	DAL - RAGLAND - #4985	Completed	CDBG	\$8,450.00	\$8,450.00	\$0.00
			663	DAL - STEWART - #4987	Completed	CDBG	\$7,200.00	\$7,200.00	\$0.00
			664	DAL - VIGER - #4988	Completed	CDBG	\$3,000.00	\$3,000.00	\$0.00
			666	DAL - PRETCHARD - #4955	Completed	CDBG	\$9,400.00	\$9,400.00	\$0.00
			669	DAL - ECKLEY - #4995	Completed	CDBG	\$10,070.00	\$10,070.00	\$0.00
			670	DAL - FISHER - #5000	Completed	CDBG	\$7,200.00	\$7,200.00	\$0.00
			671	DAL - MORGAN - #4999	Completed	CDBG	\$8,165.00	\$8,165.00	\$0.00

U.S. Department of Housing and Urban Development
Office of Community Planning and Development
Integrated Disbursement and Information System
List of Activities By Program Year And Project
PINELLAS COUNTY,FL

Plan Year	IDIS Project	Project	IDIS Activity ID	Activity Name	Activity Status	Program	Funded Amount	Draw Amount	Balance			
1998	13	Home Ownership Opportunities	672	DAL - RAMIREZ - #4997	Completed	CDBG	\$4,200.00	\$4,200.00	\$0.00			
			673	DAL - ROBERTSON - #4998	Completed	CDBG	\$9,611.00	\$9,611.00	\$0.00			
			674	DAL - CONCEICAO - #5002	Completed	CDBG	\$6,450.00	\$6,450.00	\$0.00			
			675	DAL - GREEN - #5008	Completed	CDBG	\$11,650.00	\$11,650.00	\$0.00			
			676	DAL - RAPHIAL - #4996	Completed	CDBG	\$9,150.00	\$9,150.00	\$0.00			
			677	DAL - VANDYKE - #5003	Completed	CDBG	\$7,900.00	\$7,900.00	\$0.00			
			678	DAL - BRADY - #5011	Completed	CDBG	\$9,400.00	\$9,400.00	\$0.00			
			679	DAL - WINTERS - #5009	Completed	CDBG	\$8,190.00	\$8,190.00	\$0.00			
			689	DAL - SKINNER - #5015	Completed	CDBG	\$7,880.00	\$7,880.00	\$0.00			
			714	DAL - NOBLE - #5070	Completed	CDBG	\$10,080.00	\$10,080.00	\$0.00			
			715	DAL - RICKERSON - #5065	Completed	CDBG	\$8,360.00	\$8,360.00	\$0.00			
			716	LARGO - BLIER - #5022	Completed	HOME	\$9,394.00	\$9,394.00	\$0.00			
			717	LARGO - FINCHAM - #5021	Completed	HOME	\$6,883.00	\$6,883.00	\$0.00			
			718	LARGO - KENNEDY - #5023	Completed	HOME	\$10,000.00	\$10,000.00	\$0.00			
			719	LARGO - SMITH - #5019	Completed	HOME	\$8,830.00	\$8,830.00	\$0.00			
			720	LARGO - TRAIN - #5020	Completed	HOME	\$7,950.00	\$7,950.00	\$0.00			
			722	LARGO - PARKER - #5062	Completed	HOME	\$10,000.00	\$10,000.00	\$0.00			
			723	LARGO - WARZEN - #5061	Completed	HOME	\$8,177.00	\$8,177.00	\$0.00			
			724	LARGO - WOODS - #5060	Completed	HOME	\$7,998.00	\$7,998.00	\$0.00			
			725	DAL - KING - #5074	Completed	CDBG	\$3,300.00	\$3,300.00	\$0.00			
			731	DAL - NINESTADT - #5075	Completed	CDBG	\$5,700.00	\$5,700.00	\$0.00			
			740	DAL - SCHNEIDER - #5074	Completed	CDBG	\$6,300.00	\$6,300.00	\$0.00			
			741	DAL - TELLIS - #5075	Completed	CDBG	\$7,390.00	\$7,390.00	\$0.00			
			742	DAL - SMITH - #5076	Completed	CDBG	\$11,150.00	\$11,150.00	\$0.00			
			743	DAL - ALEXANDER - #5081	Completed	CDBG	\$5,500.00	\$5,500.00	\$0.00			
			Project Total							\$617,969.00	\$617,969.00	\$0.00
									CDBG	\$5,409,832.99	\$5,409,832.99	\$0.00
									ESG	\$132,000.00	\$132,000.00	\$0.00
									HOME	\$1,641,397.86	\$1,641,397.86	\$0.00
			Program Total							\$7,183,230.85	\$7,183,230.85	\$0.00
			1998 Total									
1999	1	Preservation of Affordable Housing	744	RPI - LEPORE - #5051	Completed	CDBG	\$8,000.00	\$8,000.00	\$0.00			
			749	ILP - MEYERS - #5117	Completed	CDBG	\$2,750.00	\$2,750.00	\$0.00			
			754	RPI - WITHERINGTON STEVENS - #4378	Completed	CDBG	\$23,000.00	\$23,000.00	\$0.00			
			755	RPI - BRITNER - #5119	Completed	CDBG	\$7,000.00	\$7,000.00	\$0.00			
			756	RPI - SAROFF - #5118	Completed	CDBG	\$5,500.00	\$5,500.00	\$0.00			
			758	ILP - ST.PIERRE - #5163	Completed	CDBG	\$722.64	\$722.64	\$0.00			
			761	RPI - ENWRIGHT - #5160	Completed	CDBG	\$10,800.00	\$10,800.00	\$0.00			
			762	ILP - RODGERS - #5167	Completed	CDBG	\$722.64	\$722.64	\$0.00			

U.S. Department of Housing and Urban Development
Office of Community Planning and Development
Integrated Disbursement and Information System
List of Activities By Program Year And Project
PINELLAS COUNTY,FL

DATE: 12-29-14
TIME: 12:25
PAGE: 25

Plan Year	IDIS Project	Project	IDIS Activity ID	Activity Name	Activity Status	Program	Funded Amount	Draw Amount	Balance
1999	1	Preservation of Affordable Housing	764	ILP - ORR - #5177	Completed	CDBG	\$725.00	\$725.00	\$0.00
			765	ILP - ALEXANDER - #5178	Completed	CDBG	\$875.00	\$875.00	\$0.00
			789	CONTRACT SVCS / MISC FEES 99/00	Completed	CDBG	\$14,464.51	\$14,464.51	\$0.00
			791	ILP - AKERS - #5185	Completed	CDBG	\$1,980.00	\$1,980.00	\$0.00
			792	ILP - BURMBELOW - #5186	Completed	CDBG	\$1,881.00	\$1,881.00	\$0.00
			793	ILP - WILSON - #5184	Completed	CDBG	\$2,062.50	\$2,062.50	\$0.00
			796	ILP - KOWALSKI - #5193	Completed	CDBG	\$2,744.50	\$2,744.50	\$0.00
			797	ILP - CIPOTH - #5200	Completed	CDBG	\$1,425.00	\$1,425.00	\$0.00
			798	ILP - DICKEY - #5199	Completed	CDBG	\$900.00	\$900.00	\$0.00
			803	ILP - ZUKERMAN - #5213	Completed	CDBG	\$2,744.50	\$2,744.50	\$0.00
			813	ILP - HALSTED - #5238	Completed	CDBG	\$2,392.50	\$2,392.50	\$0.00
			822	LARGO - KENNEDY - #5158	Completed	HOME	\$19,269.85	\$19,269.85	\$0.00
			823	LARGO - ROSELLO - #4943	Completed	HOME	\$42,577.70	\$42,577.70	\$0.00
			834	ILP - JOHNSON - #5248	Completed	CDBG	\$2,750.00	\$2,750.00	\$0.00
			837	LARGO - SIMONI - #5197	Completed	HOME	\$28,180.15	\$28,180.15	\$0.00
			841	ILP - EBERTS - #5251	Completed	CDBG	\$475.00	\$475.00	\$0.00
			842	ILP - JACOBS - #5247	Completed	CDBG	\$700.00	\$700.00	\$0.00
			845	ILP - METTBERG - #5261	Completed	CDBG	\$672.95	\$672.95	\$0.00
			846	ILP - DYE - #5262	Completed	CDBG	\$672.95	\$672.95	\$0.00
			847	ILP - SPRINKLE - #5263	Completed	CDBG	\$672.95	\$672.95	\$0.00
			854	ILP - TWIBLE - #5269	Completed	CDBG	\$672.95	\$672.95	\$0.00
			855	LIL - JENSEN - 5215	Completed	CDBG	\$3,899.10	\$3,899.10	\$0.00
			856	RPI - LOWE - #5237	Completed	CDBG	\$1,750.00	\$1,750.00	\$0.00
			862	ILP - COWENS - #5287	Completed	CDBG	\$672.95	\$672.95	\$0.00
			863	ILP - COLLIER - #5289	Completed	CDBG	\$672.95	\$672.95	\$0.00
			865	RPI - WINDON - #5296	Completed	CDBG	\$4,450.00	\$4,450.00	\$0.00
			866	RPI - HESS - #4981	Completed	CDBG	\$35,000.00	\$35,000.00	\$0.00
			867	RPI - RELOCATION EXEC, INC - #5268	Completed	CDBG	\$18,000.00	\$18,000.00	\$0.00
			868	ILP - MCZELL - #5275	Completed	CDBG	\$2,084.50	\$2,084.50	\$0.00
			878	ILP - HUDSON - #5302	Completed	CDBG	\$1,525.00	\$1,525.00	\$0.00
			879	RPI - EVANS - #5255	Completed	CDBG	\$7,000.00	\$7,000.00	\$0.00
			880	ILP - BROWNING - #5311	Completed	CDBG	\$1,600.00	\$1,600.00	\$0.00
			883	LARGO - HAMAOU - #5159	Completed	HOME	\$10,607.65	\$10,607.65	\$0.00
			884	LARGO - JONES - #5103	Completed	HOME	\$24,701.30	\$24,701.30	\$0.00
			885	LIL - HAGAN - #5256	Completed	HOME	\$35,260.80	\$35,260.80	\$0.00
			888	LARGO - CRESPO - #5198	Completed	HOME	\$14,163.71	\$14,163.71	\$0.00
			903	LARGO - GOURLAY - #5227	Completed	HOME	\$9,473.14	\$9,473.14	\$0.00
			910	RPI - HOLSTEIN - #5310	Completed	CDBG	\$2,000.00	\$2,000.00	\$0.00
			911	ILP - BRYSON - #5320	Completed	CDBG	\$750.00	\$750.00	\$0.00

U.S. Department of Housing and Urban Development
Office of Community Planning and Development
Integrated Disbursement and Information System
List of Activities By Program Year And Project
PINELLAS COUNTY,FL

DATE: 12-29-14
TIME: 12:25
PAGE: 26

Plan Year	IDIS Project	Project	IDIS Activity ID	Activity Name	Activity Status	Program	Funded Amount	Draw Amount	Balance
1999	1	Preservation of Affordable Housing	912	ILP - DOWNIE - #5315	Completed	CDBG	\$2,420.00	\$2,420.00	\$0.00
			913	ILP - WEBB - #5316	Completed	CDBG	\$1,035.00	\$1,035.00	\$0.00
			914	ILP - MAGYAR - #5329	Completed	CDBG	\$2,750.00	\$2,750.00	\$0.00
			915	ILP - ROBERTSON - 5322	Completed	CDBG	\$672.95	\$672.95	\$0.00
			917	LARGO - KESSING - #5290	Completed	HOME	\$8,050.00	\$8,050.00	\$0.00
			918	<Name Required>	Canceled	HOME	\$0.00	\$0.00	\$0.00
			919	<Name Required>	Canceled	HOME	\$0.00	\$0.00	\$0.00
			922	SINGLE FAMILY HOUSING DELIVERY COSTS	Completed	CDBG	\$50,868.05	\$50,868.05	\$0.00
			925	ILP - DYKE - #5327	Completed	CDBG	\$777.50	\$777.50	\$0.00
			926	LIL - REYES - #5297	Completed	CDBG	\$3,891.10	\$3,891.10	\$0.00
			927	LIL - CLARK - #5298	Completed	CDBG	\$3,891.10	\$3,891.10	\$0.00
			928	LIL - GREEN - #5299	Completed	CDBG	\$3,891.10	\$3,891.10	\$0.00
			929	LIL - MATTHEWS - #5277	Completed	CDBG	\$3,895.60	\$3,895.60	\$0.00
			930	LIL - MILLER - #5300	Completed	CDBG	\$3,891.10	\$3,891.10	\$0.00
			931	ILP - BURBANK - #5350	Completed	CDBG	\$2,750.00	\$2,750.00	\$0.00
			932	ILP - HEATHER - #5348	Completed	CDBG	\$672.95	\$672.95	\$0.00
			933	ILP - JONES - #5349	Completed	CDBG	\$2,704.90	\$2,704.90	\$0.00
			934	LIL - GASCA - #5335	Completed	CDBG	\$13,343.75	\$13,343.75	\$0.00
			935	ILP - KOMINSKI - #5358	Completed	CDBG	\$642.92	\$642.92	\$0.00
			942	ILP - FORD - #5372	Completed	CDBG	\$2,695.10	\$2,695.10	\$0.00
			943	ILP - MILLER - #5369	Completed	CDBG	\$2,748.90	\$2,748.90	\$0.00
			944	ILP - STEIN - #5371	Completed	CDBG	\$642.92	\$642.92	\$0.00
			945	LIL - CLINTON - #5361	Completed	CDBG	\$3,850.00	\$3,850.00	\$0.00
			946	RPI - ENRIGHT - #5201	Canceled	CDBG	\$0.00	\$0.00	\$0.00
			947	RPI - SAPOURN - #5214	Completed	CDBG	\$8,400.00	\$8,400.00	\$0.00
			948	LARGO - BRAY - #5292	Completed	HOME	\$17,690.00	\$17,690.00	\$0.00
			949	LARGO - CLARKE - #5337	Completed	HOME	\$13,699.02	\$13,699.02	\$0.00
			983	RPI - COPPOLA - #5334	Completed	CDBG	\$2,757.30	\$2,757.30	\$0.00
			984	LIL - DAYS - #5336	Completed	CDBG	\$25,014.95	\$25,014.95	\$0.00
			985	RPI - ENRIGHT - #5201	Completed	CDBG	\$11,500.00	\$11,500.00	\$0.00
			986	LARGO - WALKER - #5317	Completed	HOME	\$77,666.64	\$77,666.64	\$0.00
			1027	ILP - ALLISON - #5424	Completed	CDBG	\$925.00	\$925.00	\$0.00
			1028	ILP - CONNORS - #5416	Completed	CDBG	\$2,750.00	\$2,750.00	\$0.00
			1029	ILP - SHEARER - #5425	Completed	CDBG	\$925.00	\$925.00	\$0.00
			1030	ILP - TUDOR - #5423	Completed	CDBG	\$925.00	\$925.00	\$0.00
			1031	ILP - TORRES - 5437	Completed	CDBG	\$925.00	\$925.00	\$0.00
			1032	ILP - VOK - 5446	Completed	CDBG	\$925.00	\$925.00	\$0.00
			1033	LIL - BOGLAR - 5347	Completed	CDBG	\$35,303.14	\$35,303.14	\$0.00
			1038	ILP - BATTLES - #5439	Completed	CDBG	\$1,732.50	\$1,732.50	\$0.00

U.S. Department of Housing and Urban Development
Office of Community Planning and Development
Integrated Disbursement and Information System
List of Activities By Program Year And Project
PINELLAS COUNTY,FL

DATE: 12-29-14
TIME: 12:25
PAGE: 27

Plan Year	IDIS Project	Project	IDIS Activity ID	Activity Name	Activity Status	Program	Funded Amount	Draw Amount	Balance
1999	1	Preservation of Affordable Housing	1039	ILP - CLARK - #5441	Completed	CDBG	\$925.00	\$925.00	\$0.00
			1040	ILP - CRENSHAW - #5442	Completed	CDBG	\$925.00	\$925.00	\$0.00
			1041	ILP - DAVIS - #5438	Completed	CDBG	\$1,732.50	\$1,732.50	\$0.00
			1042	ILP - MUDRICK - #5443	Completed	CDBG	\$925.00	\$925.00	\$0.00
			1043	ILP - RITCH - #5444	Completed	CDBG	\$925.00	\$925.00	\$0.00
			1044	ILP - SCOON - #5440	Completed	CDBG	\$925.00	\$925.00	\$0.00
			1045	ILP - SHEARER - #5445	Completed	CDBG	\$925.00	\$925.00	\$0.00
			1048	LIL - BROWN - #5397	Completed	CDBG	\$23,745.75	\$23,745.75	\$0.00
			1049	RPI - DAY - #5054	Completed	CDBG	\$9,000.00	\$9,000.00	\$0.00
			1050	LIL - FERNANDEZ - #5366	Completed	CDBG	\$25,251.95	\$25,251.95	\$0.00
			1051	LIL - MONTI - #5376	Completed	CDBG	\$29,965.80	\$29,965.80	\$0.00
			1052	LIL - MOODY - #5346	Completed	CDBG	\$28,094.61	\$28,094.61	\$0.00
			1053	LIL - RIVERA - #5367	Completed	CDBG	\$32,685.27	\$32,685.27	\$0.00
			1054	RPI - STANG - #5331	Completed	CDBG	\$24,000.00	\$24,000.00	\$0.00
			1119	RPI - CHIANG - #5283	Completed	CDBG	\$16,000.00	\$16,000.00	\$0.00
			1120	RPI - E&H, LC - #5383	Completed	CDBG	\$17,800.00	\$17,800.00	\$0.00
			1121	RPI - E&H, LC - #5384	Completed	CDBG	\$14,500.00	\$14,500.00	\$0.00
			1346	RPI - WALLACE - #5357	Completed	CDBG	\$56,000.00	\$56,000.00	\$0.00
			1347	RPI - AFFORDABLE HOUSING - #5340	Completed	CDBG	\$63,473.00	\$63,473.00	\$0.00
		Project Total					\$1,025,967.76	\$1,025,967.76	\$0.00
	2	Provision of Affordable Housing	790	CONTRACT SVCS / MISC. FEES 99/00	Completed	HOME	\$12,653.19	\$12,653.19	\$0.00
			1070	MANGO COURT	Completed	CDBG	\$1,800.00	\$1,800.00	\$0.00
		Project Total					\$14,453.19	\$14,453.19	\$0.00
3	3	Home Ownership Opportunities	745	DAL - SUNSERI - #5089	Completed	CDBG	\$11,100.00	\$11,100.00	\$0.00
			748	DAL - MCHENRY - #5104	Completed	CDBG	\$9,320.00	\$9,320.00	\$0.00
			753	DAL - HAYES - #5106	Completed	CDBG	\$6,050.00	\$6,050.00	\$0.00
			769	LARGO - WATTS - #5102	Completed	HOME	\$9,375.00	\$9,375.00	\$0.00
			770	LARGO - ANDERSON - 5105	Completed	HOME	\$9,700.00	\$9,700.00	\$0.00
			771	LARGO - VOYTAS - #5166	Completed	HOME	\$9,170.00	\$9,170.00	\$0.00
			772	DAL - CATO - #5111	Completed	HOME	\$6,900.00	\$6,900.00	\$0.00
			773	DAL - GREEN - #5161	Completed	HOME	\$21,600.00	\$21,600.00	\$0.00
			774	DAL - BRUM - #5183	Completed	HOME	\$7,500.00	\$7,500.00	\$0.00
			775	DAL - CLOKEY - #5112	Completed	HOME	\$4,075.00	\$4,075.00	\$0.00
			776	DAL - HAGEN - #5110	Completed	HOME	\$8,590.00	\$8,590.00	\$0.00
			777	DAL - RODRIQUES - #5154	Completed	HOME	\$12,583.00	\$12,583.00	\$0.00
			778	DAL - KELLY - #5153	Completed	HOME	\$10,298.86	\$10,298.86	\$0.00
			779	DAL - SPANNKNEBEL - #5155	Completed	HOME	\$12,500.00	\$12,500.00	\$0.00
			780	DAL - BLAIR - #5164	Completed	HOME	\$11,190.00	\$11,190.00	\$0.00
			781	DAL - GOMEZ - #5172	Completed	HOME	\$10,170.00	\$10,170.00	\$0.00

U.S. Department of Housing and Urban Development
Office of Community Planning and Development
Integrated Disbursement and Information System
List of Activities By Program Year And Project
PINELLAS COUNTY,FL

DATE: 12-29-14
TIME: 12:25
PAGE: 28

Plan Year	IDIS Project	Project	IDIS Activity ID	Activity Name	Activity Status	Program	Funded Amount	Draw Amount	Balance
1999	3	Home Ownership Opportunities	782	DAL - HAMILTON - #5171	Completed	HOME	\$13,490.00	\$13,490.00	\$0.00
			783	DAL - MARKOWICZ - #5173	Completed	HOME	\$9,370.00	\$9,370.00	\$0.00
			784	DAL - HIJAZI - #5181	Completed	HOME	\$3,000.00	\$3,000.00	\$0.00
			785	DAL - ROCHETTE - #5182	Completed	HOME	\$10,070.00	\$10,070.00	\$0.00
			817	DAL - CONNERS - #5190	Completed	HOME	\$9,760.00	\$9,760.00	\$0.00
			818	DAL - KORAJKIC - #5188	Completed	HOME	\$6,865.00	\$6,865.00	\$0.00
			819	DAL - NIEVES - #5187	Completed	HOME	\$4,185.50	\$4,185.50	\$0.00
			820	DAL - PEMBERTON - #5191	Completed	HOME	\$2,975.00	\$2,975.00	\$0.00
			821	DAL - SANNE - #5189	Completed	HOME	\$7,450.00	\$7,450.00	\$0.00
			824	PRP - WEIR - #5260	Completed	HOME	\$41,350.00	\$41,350.00	\$0.00
			825	DAL - KARST - #5195	Completed	HOME	\$10,500.00	\$10,500.00	\$0.00
			826	LARGO - BATAKU - #5192	Completed	HOME	\$10,000.00	\$10,000.00	\$0.00
			827	DAL - SALIBA - #5202	Completed	HOME	\$7,700.00	\$7,700.00	\$0.00
			828	DAL - BOLLINGER - #5222	Completed	HOME	\$5,280.00	\$5,280.00	\$0.00
			829	DAL - VERGARA - #5223	Completed	HOME	\$5,807.00	\$5,807.00	\$0.00
			830	DAL - CORBELL - #5229	Completed	HOME	\$7,125.00	\$7,125.00	\$0.00
			831	DAL - QUINN - #5224	Completed	HOME	\$7,700.00	\$7,700.00	\$0.00
			832	DAL - KLOS - #5244	Completed	HOME	\$7,700.00	\$7,700.00	\$0.00
			833	DAL - LOUVIERE - #5243	Completed	HOME	\$10,600.00	\$10,600.00	\$0.00
			838	LARGO - FARKAS - #5239	Completed	HOME	\$2,450.00	\$2,450.00	\$0.00
			839	LARGO - LOGAN - #5241	Completed	HOME	\$8,800.00	\$8,800.00	\$0.00
			840	LARGO - WILLIAMS - #5240	Completed	HOME	\$9,333.00	\$9,333.00	\$0.00
			886	DAL - HUGHES - #5253	Completed	HOME	\$7,700.00	\$7,700.00	\$0.00
			887	DAL - KOWALSKI - #5254	Completed	HOME	\$7,057.00	\$7,057.00	\$0.00
			889	DAL - GRANT - #5258	Completed	HOME	\$7,700.00	\$7,700.00	\$0.00
			890	DAL - CONNOLLY - #5265	Completed	HOME	\$6,450.00	\$6,450.00	\$0.00
			891	DAL - TEABOUT - #5257	Completed	HOME	\$7,700.00	\$7,700.00	\$0.00
			892	DAL - WATSON - #5259	Completed	HOME	\$6,840.00	\$6,840.00	\$0.00
			893	DAL - MAAS - #5273	Completed	HOME	\$7,700.00	\$7,700.00	\$0.00
			894	DAL - MCKINLEY - #5272	Completed	HOME	\$2,300.00	\$2,300.00	\$0.00
			895	DAL - NICAJEVSKY - #5270	Completed	HOME	\$4,670.00	\$4,670.00	\$0.00
			896	DAL - SLY - #5271	Completed	HOME	\$7,200.00	\$7,200.00	\$0.00
			897	DAL - SHEARER - #5267	Completed	HOME	\$10,000.00	\$10,000.00	\$0.00
			898	DAL - ANDRE - #5278	Completed	HOME	\$3,560.00	\$3,560.00	\$0.00
			899	DAL - BEAM - #5282	Completed	HOME	\$7,700.00	\$7,700.00	\$0.00
			900	DAL - FAIRCHILD - #5280	Completed	HOME	\$7,700.00	\$7,700.00	\$0.00
			901	DAL - GALE - #5279	Completed	HOME	\$6,716.00	\$6,716.00	\$0.00
			902	DAL - VOUVALIS/RUSSO - #5281	Completed	HOME	\$7,700.00	\$7,700.00	\$0.00
			904	DAL - ELLIOTT - #5309	Completed	HOME	\$7,700.00	\$7,700.00	\$0.00

U.S. Department of Housing and Urban Development
Office of Community Planning and Development
Integrated Disbursement and Information System
List of Activities By Program Year And Project
PINELLAS COUNTY,FL

DATE: 12-29-14
TIME: 12:25
PAGE: 29

Plan Year	IDIS Project	Project	IDIS Activity ID	Activity Name	Activity Status	Program	Funded Amount	Draw Amount	Balance
1999	3	Home Ownership Opportunities	905	DAL - GOULD - #5303	Completed	HOME	\$7,700.00	\$7,700.00	\$0.00
			906	DAL - LITTLE - #5301	Completed	HOME	\$7,700.00	\$7,700.00	\$0.00
			907	DAL - SCHRAMEK - #5304	Completed	HOME	\$7,700.00	\$7,700.00	\$0.00
			908	DAL - DAVIS - #5312	Completed	HOME	\$7,700.00	\$7,700.00	\$0.00
			909	DAL - MARTINEZ - #5313	Completed	HOME	\$7,500.00	\$7,500.00	\$0.00
			920	DAL - HOLMES - #5324	Completed	HOME	\$8,700.00	\$8,700.00	\$0.00
			921	DAL - BARANY - #5325	Completed	HOME	\$7,700.00	\$7,700.00	\$0.00
			950	DAL - CARINI - #5339	Completed	HOME	\$3,700.00	\$3,700.00	\$0.00
			951	LARGO - DUBE - #5341	Completed	HOME	\$4,975.00	\$4,975.00	\$0.00
			952	LARGO - KAY - #5342	Completed	HOME	\$7,500.00	\$7,500.00	\$0.00
			953	LARGO - AUSTIN - #5343	Completed	HOME	\$7,700.00	\$7,700.00	\$0.00
			954	LARGO - REID - #5344	Completed	HOME	\$7,350.00	\$7,350.00	\$0.00
			955	DAL - CUNNINGHAM - #5352	Completed	HOME	\$7,700.00	\$7,700.00	\$0.00
			956	DAL - RYAN - #5353	Completed	HOME	\$7,285.00	\$7,285.00	\$0.00
			957	DAL - ZBOROVSKI - #5354	Completed	HOME	\$7,700.00	\$7,700.00	\$0.00
			958	DAL - BONAWITZ - #5355	Completed	HOME	\$7,700.00	\$7,700.00	\$0.00
			959	DAL - EARLEY - #5356	Completed	HOME	\$7,700.00	\$7,700.00	\$0.00
			960	DAL - FERRAND - #5365	Completed	HOME	\$7,700.00	\$7,700.00	\$0.00
			961	DAL - BURGMAIER - #5368	Completed	HOME	\$7,700.00	\$7,700.00	\$0.00
			962	DAL - HOUZE - #5370	Completed	HOME	\$7,550.00	\$7,550.00	\$0.00
			963	DAL - HOOKER - #5374	Completed	HOME	\$7,700.00	\$7,700.00	\$0.00
			964	LARGO - FEDUCCIA - #5378	Completed	HOME	\$7,700.00	\$7,700.00	\$0.00
			965	DAL - JOHNS - #5381	Completed	HOME	\$7,700.00	\$7,700.00	\$0.00
			966	DAL - NEAL - #5382	Completed	HOME	\$7,700.00	\$7,700.00	\$0.00
			967	DAL - FILMON - #5389	Completed	HOME	\$7,700.00	\$7,700.00	\$0.00
			975	DAL - MOORE - #5395	Completed	HOME	\$7,700.00	\$7,700.00	\$0.00
			976	LARGO - FARBO - #5386	Completed	HOME	\$7,700.00	\$7,700.00	\$0.00
			977	LARGO - VAN OSTENBRIDGE - #5387	Completed	HOME	\$6,400.00	\$6,400.00	\$0.00
			978	LARGO - CONNER - #5388	Completed	HOME	\$7,390.00	\$7,390.00	\$0.00
			979	DAL - MURRAY - #5394	Completed	HOME	\$4,380.00	\$4,380.00	\$0.00
			980	DAL - RIVERA - #5401	Completed	HOME	\$7,700.00	\$7,700.00	\$0.00
			981	DAL - JACKSON - #5398	Completed	HOME	\$7,700.00	\$7,700.00	\$0.00
			982	DAL - O'CONNOR - #5402	Completed	HOME	\$7,700.00	\$7,700.00	\$0.00
		Project Total					\$720,155.36	\$720,155.36	\$0.00
4		Demolition and Clearance	750	DEMO - 2234 BASKINS CROSSING RD	Completed	CDBG	\$2,058.81	\$2,058.81	\$0.00
			757	DEMO - 12960 125TH ST N	Completed	CDBG	\$4,799.24	\$4,799.24	\$0.00
			807	DEMO - 355 MANN CT, DN	Completed	CDBG	\$3,854.77	\$3,854.77	\$0.00
			853	DEMO - 128TH AVE N (DANSVILLE)	Completed	CDBG	\$4,448.70	\$4,448.70	\$0.00
			858	DEMO - WIND TREE AREA CLEANUP	Completed	CDBG	\$2,057.24	\$2,057.24	\$0.00

U.S. Department of Housing and Urban Development
Office of Community Planning and Development
Integrated Disbursement and Information System
List of Activities By Program Year And Project
PINELLAS COUNTY,FL

DATE: 12-29-14
TIME: 12:25
PAGE: 30

Plan Year	IDIS Project	Project	IDIS Activity ID	Activity Name	Activity Status	Program	Funded Amount	Draw Amount	Balance
1999	4	Demolition and Clearance	871	DEMO - 115 E. LIME ST	Completed	CDBG	\$3,270.74	\$3,270.74	\$0.00
			872	DEMO - 433 EAST BOYER	Completed	CDBG	\$1,215.20	\$1,215.20	\$0.00
			873	DEMO - 633 LEVIS AVE, TS	Completed	CDBG	\$4,019.07	\$4,019.07	\$0.00
			874	DEMO - BLOCK OF GROSSE, TS	Completed	CDBG	\$1,248.42	\$1,248.42	\$0.00
			875	DEMO - 635 LEVIS AVE	Completed	CDBG	\$2,790.10	\$2,790.10	\$0.00
			876	DEMO - LIVE OAK AND HIBISCUS,TS	Completed	CDBG	\$2,338.87	\$2,338.87	\$0.00
			877	DEMO - NE CORNER OF GROSSE AND HARRISON	Completed	CDBG	\$3,598.07	\$3,598.07	\$0.00
			923	DEMO - 209 E ORANGE ST	Completed	CDBG	\$9,517.33	\$9,517.33	\$0.00
			937	DEMO - 256 SCOTLAND ST, DN	Completed	CDBG	\$5,000.00	\$5,000.00	\$0.00
			938	DANSVILLE/RIDGECREST AREA CLEANUP	Completed	CDBG	\$6,124.00	\$6,124.00	\$0.00
			968	DEMO - 19201 GULF BLVD, IS	Completed	CDBG	\$5,000.00	\$5,000.00	\$0.00
			969	DEMO - 371 MAIN ST, DN	Completed	CDBG	\$4,000.00	\$4,000.00	\$0.00
			1020	DEMO - 5140 69TH AV. N., PPK	Completed	CDBG	\$3,926.42	\$3,926.42	\$0.00
			1021	DEMO - 612 LINCOLN AV., TS	Completed	CDBG	\$2,841.45	\$2,841.45	\$0.00
			1022	DEMO - 718 NORTH AV., TS	Completed	CDBG	\$4,984.98	\$4,984.98	\$0.00
			1023	DEMO - 13071 119TH ST. N.	Completed	CDBG	\$4,999.94	\$4,999.94	\$0.00
			1055	DEMO - 111 CHESTNUT CIR, SH	Completed	CDBG	\$4,999.63	\$4,999.63	\$0.00
			1077	HIGHPOINT STORAGE BUILDINGS	Completed	CDBG	\$2,614.70	\$2,614.70	\$0.00
			1097	DEMO - 13273 OAK ST. DANSVILLE	Completed	CDBG	\$4,639.56	\$4,639.56	\$0.00
			1098	DEMO - 13302 OAK ST. DANSVILLE	Completed	CDBG	\$5,451.18	\$5,451.18	\$0.00
			1103	CLEARANCE FOR'S LOT	Completed	CDBG	\$4,999.72	\$4,999.72	\$0.00
			1163	DEMO - 19119 2ND STR, IS	Completed	CDBG	\$5,000.00	\$5,000.00	\$0.00
			1172	DEMO/226 S. GROSSE, TS	Completed	CDBG	\$2,764.48	\$2,764.48	\$0.00
			1173	DEMO/128 E LIME ST, TS	Completed	CDBG	\$3,724.59	\$3,724.59	\$0.00
			1184	DEMO - 12717 132ND AV.	Completed	CDBG	\$2,361.46	\$2,361.46	\$0.00
			1194	E L TREVENA, INC - #CD99DEM26	Completed	CDBG	\$4,997.44	\$4,997.44	\$0.00
			1198	DEMO - 520/520.5 SKINNER BLVD	Completed	CDBG	\$4,955.41	\$4,955.41	\$0.00
			1206	DEMO - 12717-132 AVE N	Completed	CDBG	\$4,999.92	\$4,999.92	\$0.00
			1227	CD99DEM27 - TREVENA	Completed	CDBG	\$3,773.23	\$3,773.23	\$0.00
			1242	DEMO - 607 VIRGINIA ST	Completed	CDBG	\$3,297.98	\$3,297.98	\$0.00
			1348	DEMO - 434, 434 1/2 & 440 SKINNER BLVD	Completed	CDBG	\$4,999.88	\$4,999.88	\$0.00
			1425	DEMO - 526 SOUTH LINCOLN AVENUE	Completed	CDBG	\$1,076.89	\$1,076.89	\$0.00
			1696	CFP 809 MAIN ST	Completed	CDBG	\$4,000.00	\$4,000.00	\$0.00
		Project Total					\$150,749.42	\$150,749.42	\$0.00
	5	Greater Ridgecrest Area Neighborhood	836	RIDGECREST - STR S OF ULMERTON	Completed	CDBG	\$388,804.47	\$388,804.47	\$0.00
			848	GRA NEWS LETTER DISTRIBUTION	Completed	CDBG	\$2,000.00	\$2,000.00	\$0.00
			864	RIDGECREST STREET LIGHTING	Completed	CDBG	\$10,376.00	\$10,376.00	\$0.00
			936	YMCA/OMNI DESIGN FOR FIELDS	Completed	CDBG	\$169,972.74	\$169,972.74	\$0.00
		Project Total					\$571,153.21	\$571,153.21	\$0.00

U.S. Department of Housing and Urban Development
Office of Community Planning and Development
Integrated Disbursement and Information System
List of Activities By Program Year And Project
PINELLAS COUNTY,FL

DATE: 12-29-14
TIME: 12:25
PAGE: 31

Plan Year	IDIS Project	Project	IDIS Activity ID	Activity Name	Activity Status	Program	Funded Amount	Draw Amount	Balance
1999	6	Public Infrastructure	869	CITY OF DUNEDIN STREETSCAPE	Completed	CDBG	\$200,000.00	\$200,000.00	\$0.00
			941	INDIAN ROCKS BEACH - STREETSCAPE	Completed	CDBG	\$200,000.00	\$200,000.00	\$0.00
			1092	MADIERA BEACH STREETSCAPE	Completed	CDBG	\$300,000.00	\$300,000.00	\$0.00
		Project Total					\$700,000.00	\$700,000.00	\$0.00
1999	7	Rehabilitation of Commercial Properties	763	CFP - CAFE/RESTURANT 680 MAIN ST	Completed	CDBG	\$2,860.00	\$2,860.00	\$0.00
			800	CFP - DRAKE APTS UNIT B	Completed	CDBG	\$2,000.00	\$2,000.00	\$0.00
			801	CFP - DRAKE APTS UNIT A	Completed	CDBG	\$2,000.00	\$2,000.00	\$0.00
			802	CFP - DRAKE APTS UNIT C	Completed	CDBG	\$3,000.00	\$3,000.00	\$0.00
			808	CFP - TAYLOR ARCADE	Completed	CDBG	\$1,016.20	\$1,016.20	\$0.00
			811	CFP - BOX CAR	Completed	CDBG	\$1,540.00	\$1,540.00	\$0.00
			812	CFP - RETAIL/OFFICE SH	Completed	CDBG	\$3,000.00	\$3,000.00	\$0.00
			857	CFP - RESTURANT/RETAIL	Completed	CDBG	\$4,000.00	\$4,000.00	\$0.00
			861	CFP - CAFE ALFRESCO	Completed	CDBG	\$2,700.00	\$2,700.00	\$0.00
			870	CFP - INSIDE OUT GRP, INC.	Completed	CDBG	\$3,000.00	\$3,000.00	\$0.00
			916	CFP - GRAPHIC DESIGN STUDIO	Completed	CDBG	\$4,000.00	\$4,000.00	\$0.00
			939	CFP - AUTO REPR GAR	Completed	CDBG	\$4,000.00	\$4,000.00	\$0.00
			940	CFP - KELLY'S RESTURANT	Completed	CDBG	\$2,000.00	\$2,000.00	\$0.00
			970	CFP - BIBA BAR & GRILL	Completed	CDBG	\$4,000.00	\$4,000.00	\$0.00
			973	CFP - LEARNING ZONE	Completed	CDBG	\$5,000.00	\$5,000.00	\$0.00
			1034	CFP - WEISS	Completed	CDBG	\$5,000.00	\$5,000.00	\$0.00
			1035	CFP - ART GALLERY	Completed	CDBG	\$5,000.00	\$5,000.00	\$0.00
			1036	CFP - MEDICAL SERVICES	Completed	CDBG	\$3,000.00	\$3,000.00	\$0.00
			1037	CFP - HAIR SALON	Completed	CDBG	\$3,000.00	\$3,000.00	\$0.00
			1072	CFP - WELLNESS CENTER	Completed	CDBG	\$4,000.00	\$4,000.00	\$0.00
			1111	CFP - FOREVER FLORIDA	Completed	CDBG	\$4,000.00	\$4,000.00	\$0.00
			1112	CFP - BLUENOSE MOTEL	Completed	CDBG	\$2,000.00	\$2,000.00	\$0.00
			1131	CFP - CREATIVE THOUGHTS	Completed	CDBG	\$3,000.00	\$3,000.00	\$0.00
			1132	CFP - ON THE AVENUE	Completed	CDBG	\$3,000.00	\$3,000.00	\$0.00
			1133	CFP - RETAIL SHOPS 715-737 BROADWAY	Completed	CDBG	\$1,467.50	\$1,467.50	\$0.00
			1151	CFP - GREGORY'S SALON	Completed	CDBG	\$3,520.18	\$3,520.18	\$0.00
			1157	CFP - BLACK PEARL	Completed	CDBG	\$725.00	\$725.00	\$0.00
			1160	CFP - 360 SCOTLAND	Completed	CDBG	\$3,920.00	\$3,920.00	\$0.00
			1161	CFP - RETAIL 362 SCOTLAND	Completed	CDBG	\$3,000.00	\$3,000.00	\$0.00
			1162	CFP - RETAIL 364 SCOTLAND	Completed	CDBG	\$2,000.00	\$2,000.00	\$0.00
			1185	CFP-DICUS BUILDING	Completed	CDBG	\$746.50	\$746.50	\$0.00
			1186	CFP - ESPEY PROPERTIES	Completed	CDBG	\$466.25	\$466.25	\$0.00
			1193	CFP - PHILLIPPI	Completed	CDBG	\$2,998.50	\$2,998.50	\$0.00
			1197	CFP -JEFF MOORE	Completed	CDBG	\$3,000.00	\$3,000.00	\$0.00
			1202	CD99CFP24 - GAYTON	Completed	CDBG	\$2,084.07	\$2,084.07	\$0.00

U.S. Department of Housing and Urban Development
Office of Community Planning and Development
Integrated Disbursement and Information System
List of Activities By Program Year And Project
PINELLAS COUNTY,FL

DATE: 12-29-14
TIME: 12:25
PAGE: 32

Plan Year	IDIS Project	Project	IDIS Activity ID	Activity Name	Activity Status	Program	Funded Amount	Draw Amount	Balance
1999	7	Rehabilitation of Commercial Properties	1207	CD99CFP25 - DOUGLAS WALLACE	Completed	CDBG	\$2,680.75	\$2,680.75	\$0.00
			1215	CD99CFP26 - KLONARIS	Canceled	CDBG	\$0.00	\$0.00	\$0.00
			1216	CD99CFP30 - SHAPIRO	Completed	CDBG	\$2,000.00	\$2,000.00	\$0.00
			1220	CD99CFP36 - CFP - STINNETTE	Completed	CDBG	\$4,000.00	\$4,000.00	\$0.00
			1241	CD99CFP35 - BENJAMIN BOKAY'S	Completed	CDBG	\$3,801.85	\$3,801.85	\$0.00
			1262	CD99CFP27 - TZEKAS, 915 MAIN ST	Completed	CDBG	\$2,000.00	\$2,000.00	\$0.00
			1275	CD99CFP34 - 10699 GULF BLVD	Completed	CDBG	\$1,445.00	\$1,445.00	\$0.00
			1315	CD99CFP19 - 737 MAIN STREET	Completed	CDBG	\$5,000.00	\$5,000.00	\$0.00
			1351	CD99CFP27 - 636 SKINNER BLVD	Completed	CDBG	\$3,000.00	\$3,000.00	\$0.00
			1455	CD99CFP28 - IRIS AND IVY INC.	Completed	CDBG	\$1,512.50	\$1,512.50	\$0.00
		Project Total					\$125,484.30	\$125,484.30	\$0.00
	8	Public Facilities	799	ALPHA "A BEGINNING" INC. REHABILITATION	Completed	CDBG	\$32,800.00	\$32,800.00	\$0.00
			859	PCVI- PIN CTR VISUALLY IMPAIRED REHAB	Completed	CDBG	\$82,343.69	\$82,343.69	\$0.00
			881	SAFETY HARBOR - ADA RESTROOMS	Completed	CDBG	\$80,000.00	\$80,000.00	\$0.00
			1014	PEHMS REHABILITATION	Completed	CDBG	\$22,590.00	\$22,590.00	\$0.00
			1026	RCS - THE HAVEN	Completed	ESG	\$13,573.00	\$13,573.00	\$0.00
			1113	HEP COMMUNITY BUILDING	Completed	CDBG	\$75,000.00	\$75,000.00	\$0.00
			1183	CITY OF PINELLAS PARK - #CD99PPK	Completed	CDBG	\$50,000.00	\$50,000.00	\$0.00
			1314	CD99HPPK - SUNCOAST FAMILY YMCA'S	Completed	CDBG	\$108,658.52	\$108,658.52	\$0.00
		Project Total					\$464,965.21	\$464,965.21	\$0.00
	9	Shelter Operations and Services	760	MUSTARD SEED - SALARIES	Completed	CDBG	\$92,357.88	\$92,357.88	\$0.00
			767	CLW HOMELESS INTERV PROJ - OPERATING	Completed	ESG	\$17,822.74	\$17,822.74	\$0.00
			768	CLW HOMELESS INTERV PROJ - SERVICES	Completed	ESG	\$17,105.00	\$17,105.00	\$0.00
			814	HOMELESS EMERG PROJ - OPERATIONS	Completed	ESG	\$25,000.00	\$25,000.00	\$0.00
			815	YWCA FAMILY VILLAGE - OPERATIONS	Completed	ESG	\$5,983.28	\$5,983.28	\$0.00
			816	YWCA FAMILY VILLAGE - SERVICES	Completed	ESG	\$18,609.00	\$18,609.00	\$0.00
			882	QUEST INN - OPERATING COST	Completed	ESG	\$15,000.00	\$15,000.00	\$0.00
		Project Total					\$191,877.90	\$191,877.90	\$0.00
	10	Public Services	747	HIGH POINT NEIGHBORS - OPERATIONS	Completed	CDBG	\$12,000.00	\$12,000.00	\$0.00
			752	RIDGECREST OMNI CTR RECREATION PROG	Completed	CDBG	\$19,889.16	\$19,889.16	\$0.00
			759	COMM SERV FOUND - CENT HSNG SERV	Completed	CDBG	\$41,951.00	\$41,951.00	\$0.00
			766	PINELLAS CARES - VOICE MAIL	Completed	CDBG	\$35,239.00	\$35,239.00	\$0.00
			795	HOME BUYER'S CLUB	Completed	CDBG	\$43,000.00	\$43,000.00	\$0.00
			805	WORKING CAPITAL FLORIDA	Completed	CDBG	\$44,200.00	\$44,200.00	\$0.00
			835	HELP FOR THE HARVEST - INSUL BLANKETS	Completed	CDBG	\$4,998.15	\$4,998.15	\$0.00
			924	PINELLAS HOMESTEAD PROJ LOAN PROCESSOR	Completed	CDBG	\$35,431.39	\$35,431.39	\$0.00
			971	STARS PROGRAM	Completed	CDBG	\$51,000.00	\$51,000.00	\$0.00
			972	YMCA RAINBOW VILLAGE AFTER SCHOOL CARE	Completed	CDBG	\$80,800.48	\$80,800.48	\$0.00
			974	CHORE SERVICES BY PIN. OPPORT COUNCIL	Completed	CDBG	\$15,000.00	\$15,000.00	\$0.00

U.S. Department of Housing and Urban Development
Office of Community Planning and Development
Integrated Disbursement and Information System
List of Activities By Program Year And Project
PINELLAS COUNTY,FL

DATE: 12-29-14
TIME: 12:25
PAGE: 33

Plan Year	IDIS Project	Project	IDIS Activity ID	Activity Name	Activity Status	Program	Funded Amount	Draw Amount	Balance
1999	10	Public Services	1175	N/A	Canceled	CDBG	\$0.00	\$0.00	\$0.00
		Project Total					\$383,509.18	\$383,509.18	\$0.00
	12	Administration	786	CDBG ADMINISTRATION 99/00	Completed	CDBG	\$805,470.20	\$805,470.20	\$0.00
			787	ESG ADMINISTRATION 99/00	Completed	ESG	\$6,000.00	\$6,000.00	\$0.00
			788	HOME ADMINISTRATION 99/00	Completed	HOME	\$95,888.43	\$95,888.43	\$0.00
		Project Total					\$907,358.63	\$907,358.63	\$0.00
	Program Total					CDBG	\$4,033,014.20	\$4,033,014.20	\$0.00
						ESG	\$119,093.02	\$119,093.02	\$0.00
						HOME	\$1,103,566.94	\$1,103,566.94	\$0.00
	1999 Total						\$5,255,674.16	\$5,255,674.16	\$0.00
2000	45	Administration	987	CDBG ADMINISTRATION - 00/01	Completed	CDBG	\$831,039.66	\$831,039.66	\$0.00
			988	ESG - ADMINISTRATION	Completed	ESG	\$6,100.00	\$6,100.00	\$0.00
			989	HOME - ADMINISTRATION	Completed	HOME	\$193,259.64	\$193,259.64	\$0.00
			1046	CDBG - PORTFOLIO ADMIN AND MISC FEES	Completed	CDBG	\$19,805.75	\$19,805.75	\$0.00
			1047	HOME - PORTFOLIO ADMIN AND MISC FEES	Completed	HOME	\$5,383.67	\$5,383.67	\$0.00
			1208	HOME - LARGO AMMINISTRATION - 00/01	Completed	HOME	\$6,800.76	\$6,800.76	\$0.00
		Project Total					\$1,062,389.48	\$1,062,389.48	\$0.00
	46	Greater Ridgecrest Area Neighborhood	1012	RIDGECREST PAINT PROGRAM	Completed	CDBG	\$10,399.28	\$10,399.28	\$0.00
			1013	GREATER RIDGECREST AREA MISCELLANEOUS	Completed	CDBG	\$2,115.89	\$2,115.89	\$0.00
			1019	GRA NEWSLETTER	Completed	CDBG	\$2,800.00	\$2,800.00	\$0.00
			1192	GRA UNDERGROUND STREET LIGHTS	Completed	CDBG	\$5,673.00	\$5,673.00	\$0.00
			1255	PRIVACY FENCE - 119TH STREET	Completed	CDBG	\$16,348.00	\$16,348.00	\$0.00
			1320	119TH STREET HIGHWAY LAND FILL	Completed	CDBG	\$17,472.41	\$17,472.41	\$0.00
			1382	CD01GRATPI - GRA TRIANGLE PROPERTY IMP.	Completed	CDBG	\$23,160.56	\$23,160.56	\$0.00
		Project Total					\$77,969.14	\$77,969.14	\$0.00
	48	Dansville	1015	DANSVILLE NDC OPERATIONS	Completed	CDBG	\$79,754.65	\$79,754.65	\$0.00
		Project Total					\$79,754.65	\$79,754.65	\$0.00
	49	Public Infrastructure	1130	TARPON SPRINGS SAFFORD/MLK DESIGN	Completed	CDBG	\$83,925.76	\$83,925.76	\$0.00
			1155	SAFETY HARBOR GAZEBO	Completed	CDBG	\$100,000.00	\$100,000.00	\$0.00
			1156	TREASURE ISLAND - STREETSCAPE	Completed	CDBG	\$300,000.00	\$300,000.00	\$0.00
			1189	CD00PPK - PINELLAS PARK - STREETSCAPE	Completed	CDBG	\$174,829.00	\$174,829.00	\$0.00
		Project Total					\$658,754.76	\$658,754.76	\$0.00
	50	Public Facilities	1114	OLDSMAR SENIOR CENTER	Completed	CDBG	\$166,525.23	\$166,525.23	\$0.00
			1159	OMNI GROUNDS	Completed	CDBG	\$2,411,060.45	\$2,411,060.45	\$0.00
		Project Total					\$2,577,585.68	\$2,577,585.68	\$0.00
	51	Shelter Operations and Services	1017	TURNING POINT OPERATIONS	Completed	CDBG	\$100,000.00	\$100,000.00	\$0.00
			1024	CHIP OPERATIONS	Completed	ESG	\$19,948.00	\$19,948.00	\$0.00
			1025	MUSTARD SEED CRIMINAL JUSTICE OUTREACH	Completed	ESG	\$13,400.00	\$13,400.00	\$0.00

U.S. Department of Housing and Urban Development
Office of Community Planning and Development
Integrated Disbursement and Information System
List of Activities By Program Year And Project
PINELLAS COUNTY,FL

DATE: 12-29-14
TIME: 12:25
PAGE: 34

Plan Year	IDIS Project	Project	IDIS Activity ID	Activity Name	Activity Status	Program	Funded Amount	Draw Amount	Balance
2000	51	Shelter Operations and Services	1056	PINELLAS CARES - VOICE MAIL SALARY	Completed	ESG	\$11,808.00	\$11,808.00	\$0.00
			1057	RCS - GRACE HOUSE OPERATIONS	Completed	CDBG	\$0.00	\$0.00	\$0.00
						ESG	\$19,500.00	\$19,500.00	\$0.00
			1115	HEP UTILITIES	Completed	ESG	\$20,406.98	\$20,406.98	\$0.00
			1135	QUEST INN OPERATIONS	Completed	ESG	\$15,000.00	\$15,000.00	\$0.00
			1158	RCS - THE HAVEN	Completed	CDBG	\$200,000.00	\$200,000.00	\$0.00
			1177	RCS - THE HAVEN	Canceled	CDBG	\$0.00	\$0.00	\$0.00
			1195	FAMILY RESOURCES -	Completed	ESG	\$16,744.00	\$16,744.00	\$0.00
						HOME	\$0.00	\$0.00	\$0.00
			Project Total				\$416,806.98	\$416,806.98	\$0.00
	52	Public Services	1016	COMMUNITY SERVICE FOUNDATION	Completed	CDBG	\$31,632.00	\$31,632.00	\$0.00
			1078	POC - CHORE SERVICES	Completed	CDBG	\$15,000.00	\$15,000.00	\$0.00
			1093	PEER TO PEER LENDING PROGRAM	Completed	CDBG	\$30,600.00	\$30,600.00	\$0.00
			Project Total				\$77,232.00	\$77,232.00	\$0.00
	54	RENTAL PROPERTY IMPROVEMENT	1071	PORTFOLIO MANAGEMENT	Completed	CDBG	\$450.68	\$450.68	\$0.00
			1094	RPI - SPENCER - #5359	Completed	CDBG	\$27,000.00	\$27,000.00	\$0.00
			1095	RPI - BRAND - #5391	Completed	CDBG	\$6,600.00	\$6,600.00	\$0.00
			1099	RPI - TENDEIRO - #5413	Completed	CDBG	\$10,600.00	\$10,600.00	\$0.00
			1100	RPI - WINDON - #5482	Completed	CDBG	\$5,850.00	\$5,850.00	\$0.00
			1117	RPI - AFFORDABLE HSG, INC - #5340	Completed	CDBG	\$62,740.33	\$62,740.33	\$0.00
			1118	RPI - WINE - #5475	Completed	CDBG	\$9,000.00	\$9,000.00	\$0.00
			1122	RPI - WALLACE - #5357	Completed	CDBG	\$56,000.00	\$56,000.00	\$0.00
			1123	RPI - CRAVEN - #5250	Completed	CDBG	\$8,500.00	\$8,500.00	\$0.00
			1139	RPI - HOLSTEIN - #5310	Canceled	CDBG	\$0.00	\$0.00	\$0.00
			1182	RPI - CHEATTLE - #5573	Completed	CDBG	\$4,600.00	\$4,600.00	\$0.00
			1203	RPI - ROBERTSON, TRE - #5642	Completed	CDBG	\$4,921.16	\$4,921.16	\$0.00
			1204	RPI - TOTH - #5570	Completed	CDBG	\$9,287.15	\$9,287.15	\$0.00
			1205	RPI - GLISSON - #5569	Completed	CDBG	\$6,200.00	\$6,200.00	\$0.00
			1276	RPI - DIXON - #5624	Completed	CDBG	\$18,000.00	\$18,000.00	\$0.00
			1313	RPI - RATLIFF - #5747	Completed	CDBG	\$17,000.00	\$17,000.00	\$0.00
			Project Total				\$246,749.32	\$246,749.32	\$0.00
	55	DIRECT HOMEBUYER ASSISTANCE / TBCDC	990	TBCDC - CONLEY - 5405	Completed	HOME	\$7,700.00	\$7,700.00	\$0.00
			991	TBCDC - MAHONEY - #5410	Completed	HOME	\$7,050.00	\$7,050.00	\$0.00
			992	TBCDC - HAYES - 5415	Completed	HOME	\$7,700.00	\$7,700.00	\$0.00
			993	TBCDC - WEDDERBURN - #5429	Completed	HOME	\$3,240.00	\$3,240.00	\$0.00
			994	TBCDC - BANFIELD - #5430	Completed	HOME	\$7,400.00	\$7,400.00	\$0.00
			995	TBCDC - GRACHECK - 5432	Completed	HOME	\$7,700.00	\$7,700.00	\$0.00
			996	TBCDC - MEAGHER - #5434	Completed	HOME	\$11,416.90	\$11,416.90	\$0.00
			997	TBCDC - PEACOE - #5451	Completed	HOME	\$4,200.00	\$4,200.00	\$0.00

U.S. Department of Housing and Urban Development
Office of Community Planning and Development
Integrated Disbursement and Information System
List of Activities By Program Year And Project
PINELLAS COUNTY,FL

DATE: 12-29-14
TIME: 12:25
PAGE: 35

Plan Year	IDIS Project	Project	IDIS Activity ID	Activity Name	Activity Status	Program	Funded Amount	Draw Amount	Balance
2000	55	DIRECT HOMEBUYER ASSISTANCE / TBCDC	998	TBCDC - BONILLA - #5452	Completed	HOME	\$4,720.00	\$4,720.00	\$0.00
			999	TBCDC - PEREZ - #5453	Completed	HOME	\$7,700.00	\$7,700.00	\$0.00
			1000	TBCDC - PAPADOPOULOS - #5454	Completed	HOME	\$7,700.00	\$7,700.00	\$0.00
			1001	TBCDC - WHOOLERY - #5455	Completed	HOME	\$3,250.00	\$3,250.00	\$0.00
			1002	TBCDC - WILES - #5456	Completed	HOME	\$4,570.00	\$4,570.00	\$0.00
			1003	TBCDC - BEATTIE - #5457	Completed	HOME	\$7,100.00	\$7,100.00	\$0.00
			1004	TBCDC - MARROCCO - #5459	Completed	HOME	\$7,700.00	\$7,700.00	\$0.00
			1005	TBCDC - RUSH - #5460	Completed	HOME	\$7,700.00	\$7,700.00	\$0.00
			1006	TBCDC - BLISS - #5463	Completed	HOME	\$6,850.00	\$6,850.00	\$0.00
			1007	TBCDC - GRAF - #5467	Completed	HOME	\$7,700.00	\$7,700.00	\$0.00
			1008	TBCDC - LARKIN - #5469	Completed	HOME	\$6,800.00	\$6,800.00	\$0.00
			1009	TBCDC - PYTLARZ - #5470	Completed	HOME	\$7,700.00	\$7,700.00	\$0.00
			1010	TBCDC - MCMULLEN - #5471	Completed	HOME	\$7,700.00	\$7,700.00	\$0.00
			1011	TBCDC - BROOKS - #5472	Completed	HOME	\$7,700.00	\$7,700.00	\$0.00
			1059	TBCDC - BARTLETT - #5476	Completed	HOME	\$7,700.00	\$7,700.00	\$0.00
			1060	TBCDC - VILLEGAS - #5480	Completed	HOME	\$6,700.00	\$6,700.00	\$0.00
			1061	TBCDC - DUPEIRE - #5477	Completed	HOME	\$7,250.00	\$7,250.00	\$0.00
			1062	TBCDC - KADNER - #5478	Completed	HOME	\$3,325.00	\$3,325.00	\$0.00
			1063	TBCDC - TAYLOR - #5479	Completed	HOME	\$7,700.00	\$7,700.00	\$0.00
			1079	TBCDC - POUNTNEY - #5520	Completed	HOME	\$7,700.00	\$7,700.00	\$0.00
			1082	TBCDC - NEWTON - #5515	Completed	HOME	\$7,700.00	\$7,700.00	\$0.00
			1083	TBCDC - WILSON - #5514	Completed	HOME	\$5,100.00	\$5,100.00	\$0.00
			1084	TBCDC - PHYTHIAN - #5509	Completed	HOME	\$7,110.00	\$7,110.00	\$0.00
			1085	TBCDC - NADEAU - #5513	Completed	HOME	\$7,700.00	\$7,700.00	\$0.00
			1086	TBCDC - GLUCK - #5512	Completed	HOME	\$7,700.00	\$7,700.00	\$0.00
			1087	TBCDC - MILLER - #5511	Completed	HOME	\$7,700.00	\$7,700.00	\$0.00
			1088	TBCDC - HURDLE - #5510	Completed	HOME	\$3,220.00	\$3,220.00	\$0.00
			1090	TBCDC - DUKE - #5529	Completed	HOME	\$7,700.00	\$7,700.00	\$0.00
			1096	TBCDC - BELL - #5524	Completed	HOME	\$7,700.00	\$7,700.00	\$0.00
			1101	TBCDC - SAUTER - #5554	Completed	HOME	\$7,700.00	\$7,700.00	\$0.00
			1102	TBCDC - ZUFALL - #5533	Completed	HOME	\$7,700.00	\$7,700.00	\$0.00
			1104	TBCDC - HUNTINGTON - #5548	Completed	HOME	\$7,700.00	\$7,700.00	\$0.00
			1105	TBCDC - SLANEY - #5550	Completed	HOME	\$5,700.00	\$5,700.00	\$0.00
			1106	TBCDC - DUFFY - #5543	Completed	HOME	\$7,612.00	\$7,612.00	\$0.00
			1108	TBCDC - CONRAD - #5534	Completed	HOME	\$7,700.00	\$7,700.00	\$0.00
			1110	TBCDC - BRUNER - #5549	Completed	HOME	\$7,700.00	\$7,700.00	\$0.00
			1125	TBCDC - CAMPO - 5559	Completed	CDBG	\$0.00	\$0.00	\$0.00
						HOME	\$7,700.00	\$7,700.00	\$0.00
			1126	TBCDC - BEYNON - #5558	Completed	HOME	\$7,700.00	\$7,700.00	\$0.00

U.S. Department of Housing and Urban Development
Office of Community Planning and Development
Integrated Disbursement and Information System
List of Activities By Program Year And Project
PINELLAS COUNTY,FL

DATE: 12-29-14
TIME: 12:25
PAGE: 36

Plan Year	IDIS Project	Project	IDIS Activity ID	Activity Name	Activity Status	Program	Funded Amount	Draw Amount	Balance
2000	55	DIRECT HOMEBUYER ASSISTANCE / TBCDC	1127	TBCDC - JONES - #5560	Completed	HOME	\$7,700.00	\$7,700.00	\$0.00
			1128	TBCDC - JOHNSON - #5561	Completed	HOME	\$7,700.00	\$7,700.00	\$0.00
			1129	TBCDC - KROEKER - #5564	Completed	HOME	\$4,630.00	\$4,630.00	\$0.00
			1137	TBCDC - SCHOTT - #5566	Completed	HOME	\$7,700.00	\$7,700.00	\$0.00
			1140	TBCDC - GIBBUD - #5572	Completed	HOME	\$7,700.00	\$7,700.00	\$0.00
			1141	TBCDC - MAHON - #5207	Completed	HOME	\$3,940.00	\$3,940.00	\$0.00
			1142	TBCDC - ANDERSON - #5576	Completed	HOME	\$7,700.00	\$7,700.00	\$0.00
			1143	TBCDC - CLARKE - #5575	Completed	HOME	\$7,300.00	\$7,300.00	\$0.00
			1144	TBCDC - DI PAOLO - #5581	Completed	HOME	\$7,400.00	\$7,400.00	\$0.00
			1145	TBCDC - MARRILLIA - #5585	Completed	HOME	\$7,700.00	\$7,700.00	\$0.00
			1146	TBCDC - RIVAS - #5580	Completed	HOME	\$7,700.00	\$7,700.00	\$0.00
			1147	TBCDC - GREEN - #5591	Completed	HOME	\$7,700.00	\$7,700.00	\$0.00
			1148	TBCDC - MARYCH - #5593	Completed	HOME	\$7,700.00	\$7,700.00	\$0.00
			1153	TBCDC - MCFARLAND - #5595	Completed	HOME	\$7,700.00	\$7,700.00	\$0.00
			1154	TBCDC - DAVIS - #5596	Completed	HOME	\$7,700.00	\$7,700.00	\$0.00
			1164	TBCDC - BROUCINEK - #5599	Completed	HOME	\$7,700.00	\$7,700.00	\$0.00
			1165	TBCDC - AYOTTE - #5600	Completed	HOME	\$7,700.00	\$7,700.00	\$0.00
			1166	TBCDC - COLSTON - #5601	Completed	HOME	\$7,700.00	\$7,700.00	\$0.00
			1167	TBCDC - DUFF - #5602	Completed	HOME	\$3,670.00	\$3,670.00	\$0.00
			1168	TBCDC - POWELL - #5603	Completed	HOME	\$7,700.00	\$7,700.00	\$0.00
			1169	TBCDC - HOSTETLER - #5604	Completed	HOME	\$7,700.00	\$7,700.00	\$0.00
			1170	TBCDC - OLSEN - #5605	Completed	HOME	\$7,700.00	\$7,700.00	\$0.00
			1171	TBCDC - CHAJJADI - #5607	Completed	HOME	\$7,700.00	\$7,700.00	\$0.00
			1176	TBCDC - VIEGO - #5613	Completed	CDBG	\$4,050.00	\$4,050.00	\$0.00
			1178	TBCDC - JONES - #5614	Completed	CDBG	\$7,700.00	\$7,700.00	\$0.00
			1179	TBCDC - DALENA - #5615	Completed	CDBG	\$7,600.00	\$7,600.00	\$0.00
			1180	TBCDC - RAMIREZ - #5618	Completed	CDBG	\$5,645.00	\$5,645.00	\$0.00
			1181	TBCDC - BENSON - #5619	Completed	CDBG	\$7,700.00	\$7,700.00	\$0.00
		Project Total					\$518,748.90	\$518,748.90	\$0.00
	56	HOME BUYER CLUB	1018	HOMEBUYERS CLUB	Completed	CDBG	\$55,900.00	\$55,900.00	\$0.00
		Project Total					\$55,900.00	\$55,900.00	\$0.00
	58	DISABLED HOME BUYER PROGRAM - HOUSING FOR INDEPENDANCE	1064	HFI - MORIN - #5421	Completed	HOME	\$42,500.00	\$42,500.00	\$0.00
			1066	HFI - WILHELMI - #5422	Completed	HOME	\$42,500.00	\$42,500.00	\$0.00
			1069	HFI - DERUCHIE - #5461	Completed	HOME	\$34,750.00	\$34,750.00	\$0.00
			1074	HFI - CAPUANO - #4329	Completed	HOME	\$1,400.00	\$1,400.00	\$0.00
			1089	HFI - SCOTT - #5506	Completed	HOME	\$27,500.00	\$27,500.00	\$0.00
			1091	HFI - ROBEY - #5507	Completed	HOME	\$42,500.00	\$42,500.00	\$0.00
			1107	HFI - REILLY - #5542	Completed	HOME	\$37,000.00	\$37,000.00	\$0.00

U.S. Department of Housing and Urban Development
Office of Community Planning and Development
Integrated Disbursement and Information System
List of Activities By Program Year And Project
PINELLAS COUNTY,FL

DATE: 12-29-14
TIME: 12:25
PAGE: 37

Plan Year	IDIS Project	Project	IDIS Activity ID	Activity Name	Activity Status	Program	Funded Amount	Draw Amount	Balance
2000	58	DISABLED HOME BUYER PROGRAM - HOUSING FOR INDEPENDANCE	1124	HFI - SWANN - #5556	Completed	HOME	\$40,500.00	\$40,500.00	\$0.00
			1136	HFI - COOPER - #5571	Completed	HOME	\$38,500.00	\$38,500.00	\$0.00
		Project Total					\$307,150.00	\$307,150.00	\$0.00
	59	DISABLED HOME BUYER PROGRAM - PAL	1065	PAL - RYE - #5448	Completed	HOME	\$40,000.00	\$40,000.00	\$0.00
			1067	PAL - BENTON - #5449	Completed	HOME	\$40,000.00	\$40,000.00	\$0.00
			1068	PAL - JASSMANN - #5450	Completed	HOME	\$21,600.00	\$21,600.00	\$0.00
			1109	PAL - OVERMILLER - #5547	Completed	HOME	\$34,940.00	\$34,940.00	\$0.00
			1150	PAL - JAYCOX - #5592	Completed	HOME	\$40,500.00	\$40,500.00	\$0.00
			1174	PAL - GEIGER - #5612	Completed	HOME	\$40,000.00	\$40,000.00	\$0.00
			1190	PAL - HYDE - #5632	Completed	HOME	\$35,750.00	\$35,750.00	\$0.00
		Project Total					\$252,790.00	\$252,790.00	\$0.00
	60	SINGLE FAMILY REHAB - LARGO	1075	LARGO - BARNARD - #5413	Completed	HOME	\$14,810.72	\$14,810.72	\$0.00
			1149	LARGO - TIPPIT - #5562	Completed	HOME	\$8,512.50	\$8,512.50	\$0.00
			1187	LARGO - JOHNSON - #5586	Completed	HOME	\$19,562.80	\$19,562.80	\$0.00
		Project Total					\$42,886.02	\$42,886.02	\$0.00
	61	DOWN PAYMENT ASSISTANCE / LARGO	1058	LARGO - JONES - #5466	Completed	HOME	\$7,994.00	\$7,994.00	\$0.00
			1073	LARGO - KAUL - #5485	Completed	HOME	\$10,000.00	\$10,000.00	\$0.00
			1080	LARGO - FOUNTAIN - #5500	Completed	HOME	\$7,700.00	\$7,700.00	\$0.00
			1081	LARGO - SCHMITT - #5501	Completed	HOME	\$9,468.00	\$9,468.00	\$0.00
			1116	LARGO - SHOOK - #5526	Completed	HOME	\$7,700.00	\$7,700.00	\$0.00
			1138	LARGO - BARIC - #5568	Completed	HOME	\$7,700.00	\$7,700.00	\$0.00
			1209	LARGO - KING - #5659	Completed	HOME	\$7,340.00	\$7,340.00	\$0.00
			1210	LARGO - GLENNON - #5658	Completed	HOME	\$7,700.00	\$7,700.00	\$0.00
			1211	LARGO - WALSH - #5657	Completed	HOME	\$7,425.00	\$7,425.00	\$0.00
		Project Total					\$73,027.00	\$73,027.00	\$0.00
	Program Total					CDBG	\$4,957,485.96	\$4,957,485.96	\$0.00
						ESG	\$122,906.98	\$122,906.98	\$0.00
						HOME	\$1,367,350.99	\$1,367,350.99	\$0.00
	2000 Total						\$6,447,743.93	\$6,447,743.93	\$0.00
2001	57	DANSVILLE	1233	DANSVILLE NEIGHBOR DEV CORP INC.	Completed	CDBG	\$49,803.62	\$49,803.62	\$0.00
			1424	DANSVILLE - PHASE 2 UTILITIES	Completed	CDBG	\$178,353.16	\$178,353.16	\$0.00
			1436	DANSVILLE - PHASE 2 CONSTRUCTION	Completed	CDBG	\$400.00	\$400.00	\$0.00
		Project Total					\$228,556.78	\$228,556.78	\$0.00
	58	Rental Property Improvement	1218	CDBG - REHAB DELIVERY/PORTFOLIO MGMT	Completed	CDBG	\$6,825.15	\$6,825.15	\$0.00
			1237	CD01RPI - GRANESE - HOUSING PRESERVATION	Completed	CDBG	\$5,500.00	\$5,500.00	\$0.00
			1259	CD01RPI - GARCO - HOUSING PRESERVATION	Completed	CDBG	\$9,000.00	\$9,000.00	\$0.00
			1260	CD01RPI - GARCO - HOUSING PRESERVATION	Completed	CDBG	\$9,000.00	\$9,000.00	\$0.00
			1261	CD01RPI - CHIANG - HOUSING PRESERVATION	Completed	CDBG	\$9,000.00	\$9,000.00	\$0.00

U.S. Department of Housing and Urban Development
Office of Community Planning and Development
Integrated Disbursement and Information System
List of Activities By Program Year And Project
PINELLAS COUNTY,FL

DATE: 12-29-14
TIME: 12:25
PAGE: 38

Plan Year	IDIS Project	Project	IDIS Activity ID	Activity Name	Activity Status	Program	Funded Amount	Draw Amount	Balance
2001	58	Rental Property Improvement	1291	CD01RPI - DIXON - HOUSING PRESERVATION	Completed	CDBG	\$26,000.00	\$26,000.00	\$0.00
			1350	CD01RPI - BILLIAS - HOUSING PRESERVATION	Completed	CDBG	\$16,500.00	\$16,500.00	\$0.00
			1353	CD01RPI - DAY - HOUSING PRESERVATION	Completed	CDBG	\$9,000.00	\$9,000.00	\$0.00
			1369	CD01RPI - SHOOTING STAR - HOUSING PRES	Completed	CDBG	\$41,000.00	\$41,000.00	\$0.00
			1370	CD01RPI - POMPEO - HOUSING PRESERVATION	Completed	CDBG	\$9,000.00	\$9,000.00	\$0.00
			1403	CD01RPI - REEDER - HOUSING PRESERVATION	Completed	CDBG	\$4,500.00	\$4,500.00	\$0.00
			1407	CD01RPI - ENRIGHT - HOUSING PRESERVATION	Completed	CDBG	\$18,000.00	\$18,000.00	\$0.00
			1408	CD01RPI - NORLANDER - HOUSING PRESERVATI	Completed	CDBG	\$5,300.00	\$5,300.00	\$0.00
			1409	CD01RPI - SOMOGYI - HOUSING PRESERVATION	Completed	CDBG	\$32,000.00	\$32,000.00	\$0.00
			1410	CD01RPI - MCCABE - HOUSING PRESERVATION	Completed	CDBG	\$8,800.00	\$8,800.00	\$0.00
			1411	CD01RPI - NELSON - HOUSING PRESERVATION	Completed	CDBG	\$15,000.00	\$15,000.00	\$0.00
			1412	CD01RPI - ENRIGHT - HOUSING PRESERVATION	Completed	CDBG	\$6,500.00	\$6,500.00	\$0.00
		Project Total					\$230,925.15	\$230,925.15	\$0.00
	59	Downpayment Assistance Loans- TBCDC	1223	TBCDC - MORRIS - #5671	Completed	HOME	\$4,909.00	\$4,909.00	\$0.00
			1224	TBCDC - HOOVER - #5672	Completed	HOME	\$7,800.00	\$7,800.00	\$0.00
			1225	TBCDC - HOLDERBAUM - #5673	Completed	HOME	\$7,800.00	\$7,800.00	\$0.00
			1226	TBCDC - HOWELL - #5675	Completed	HOME	\$6,275.00	\$6,275.00	\$0.00
			1234	TBCDC - KELLEY - #5680	Completed	HOME	\$5,800.00	\$5,800.00	\$0.00
			1235	TBCDC - LANDAVERDE - #5679	Completed	HOME	\$7,800.00	\$7,800.00	\$0.00
			1239	TBCDC - SMITH - #5691	Completed	HOME	\$7,800.00	\$7,800.00	\$0.00
			1245	TBCDC - PATZELT - #5699	Completed	HOME	\$7,800.00	\$7,800.00	\$0.00
			1246	TBCDC - COCKLIN - #5701	Completed	HOME	\$5,800.00	\$5,800.00	\$0.00
			1247	TBCDC - CARDONA - #5702	Completed	HOME	\$7,800.00	\$7,800.00	\$0.00
			1277	TBCDC - RAMOS - #5710	Completed	HOME	\$7,800.00	\$7,800.00	\$0.00
			1278	TBCDC - CONNORS - #5711	Completed	HOME	\$5,500.00	\$5,500.00	\$0.00
			1279	TBCDC - BROOKS - #5712	Completed	HOME	\$7,800.00	\$7,800.00	\$0.00
			1281	TBCDC - LUZZI - #5715	Completed	HOME	\$7,800.00	\$7,800.00	\$0.00
			1282	TBCDC - GIBERSON - #5724	Completed	HOME	\$6,380.00	\$6,380.00	\$0.00
			1294	TBCDC - ZUECH - #5731	Completed	HOME	\$7,800.00	\$7,800.00	\$0.00
			1295	TBCDC - FAWLEY - #5732	Completed	HOME	\$7,800.00	\$7,800.00	\$0.00
			1296	TBCDC - DAILY - #5733	Completed	HOME	\$6,950.00	\$6,950.00	\$0.00
			1297	TBCDC - RASHTI - #5735	Completed	HOME	\$7,800.00	\$7,800.00	\$0.00
			1298	TBCDC - CAMERY - #5734	Completed	HOME	\$7,800.00	\$7,800.00	\$0.00
			1301	TBCDC - ROGERS - #5746	Completed	HOME	\$7,800.00	\$7,800.00	\$0.00
			1302	TBCDC - KANDOV - #5745	Completed	HOME	\$7,800.00	\$7,800.00	\$0.00
			1303	TBCDC - BRANNON - #5749	Completed	HOME	\$7,800.00	\$7,800.00	\$0.00
			1304	TBCDC - RAMOS - #5751	Completed	HOME	\$7,550.00	\$7,550.00	\$0.00
			1305	TBCDC - HERNANDEZ - #5752	Completed	HOME	\$7,000.00	\$7,000.00	\$0.00
			1306	TBCDC - CROWE - #5748	Completed	HOME	\$7,800.00	\$7,800.00	\$0.00

U.S. Department of Housing and Urban Development
Office of Community Planning and Development
Integrated Disbursement and Information System
List of Activities By Program Year And Project
PINELLAS COUNTY,FL

DATE: 12-29-14
TIME: 12:25
PAGE: 39

Plan Year	IDIS Project	Project	IDIS Activity ID	Activity Name	Activity Status	Program	Funded Amount	Draw Amount	Balance
2001	59	Downpayment Assistance Loans- TBCDC	1317	TBCDC - SIURU - #5780	Completed	HOME	\$6,350.00	\$6,350.00	\$0.00
			1318	TBCDC - TROTT - #5782	Completed	HOME	\$7,800.00	\$7,800.00	\$0.00
			1321	HM01PSDAL - KRENTZ - #5767	Completed	HOME	\$7,000.00	\$7,000.00	\$0.00
			1322	HM01PSDAL - SALANTINO - #5764	Completed	HOME	\$7,000.00	\$7,000.00	\$0.00
			1323	HM01PSDAL - DANIEL - #5766	Completed	HOME	\$7,000.00	\$7,000.00	\$0.00
			1324	HM01PSDAL - BUCKHANNON - #5765	Completed	HOME	\$7,000.00	\$7,000.00	\$0.00
			1325	HM01PSDAL - BROWN - #5760	Completed	HOME	\$7,000.00	\$7,000.00	\$0.00
			1326	HM01PSDAL - THOMAS - #5759	Completed	HOME	\$7,000.00	\$7,000.00	\$0.00
			1327	HM01PSDAL - GAYNOR - #5778	Completed	HOME	\$7,000.00	\$7,000.00	\$0.00
			1328	HM01PSDAL - LONAKER - #5777	Completed	HOME	\$7,000.00	\$7,000.00	\$0.00
			1329	HM01PSDAL - BROOKS - #5776	Completed	HOME	\$7,000.00	\$7,000.00	\$0.00
			1330	HM01PSDAL - YURISH - #5769	Completed	HOME	\$7,000.00	\$7,000.00	\$0.00
			1331	HM01PSDAL - DIFEO - #5772	Completed	HOME	\$7,000.00	\$7,000.00	\$0.00
			1332	HM01PSDAL - BOWEN - #5773	Completed	HOME	\$7,000.00	\$7,000.00	\$0.00
			1333	HM01PSDAL - SCHNABEL - #5757	Completed	HOME	\$7,000.00	\$7,000.00	\$0.00
			1334	HM01PSDAL - BRIDGEMAN - #5758	Completed	HOME	\$7,000.00	\$7,000.00	\$0.00
			1335	HM01PSDAL - CORNACCHIONE - #5728	Completed	HOME	\$7,000.00	\$7,000.00	\$0.00
			1336	HM01PSDAL - WEST - #5783	Completed	HOME	\$7,000.00	\$7,000.00	\$0.00
			1337	HM01PSDAL - SHUR - #5770	Completed	HOME	\$7,000.00	\$7,000.00	\$0.00
			1338	HM01PSDAL - STEINER - #5771	Completed	HOME	\$7,000.00	\$7,000.00	\$0.00
			1354	TBCDC - GRICE - #5796	Completed	HOME	\$7,800.00	\$7,800.00	\$0.00
			1355	TBCDC - BENJAMIN - #5797	Completed	HOME	\$7,800.00	\$7,800.00	\$0.00
			1356	TBCDC - BELANGER - #5798	Completed	HOME	\$7,800.00	\$7,800.00	\$0.00
			1357	TBCDC - MARKORIC - #5799	Completed	HOME	\$6,900.00	\$6,900.00	\$0.00
			1358	TBCDC - HARPER - #5800	Completed	HOME	\$7,800.00	\$7,800.00	\$0.00
			1359	TBCDC - MOSCO - #5801	Completed	HOME	\$5,525.00	\$5,525.00	\$0.00
			1360	TBCDC - SHERMAN - #5802	Completed	HOME	\$7,800.00	\$7,800.00	\$0.00
			1361	TBCDC - SUSSMAN - #5803	Completed	HOME	\$4,450.00	\$4,450.00	\$0.00
			1362	TBCDC - KLEMME - #5804	Completed	HOME	\$5,400.00	\$5,400.00	\$0.00
			1363	TBCDC - PROCTOR - #5805	Completed	HOME	\$3,500.00	\$3,500.00	\$0.00
			1364	TBCDC - MYERS - #5806	Completed	HOME	\$7,800.00	\$7,800.00	\$0.00
			1365	TBCDC - RISEN - #5812	Completed	HOME	\$7,000.00	\$7,000.00	\$0.00
			1366	TBCDC - HALILOVIC - #5813	Completed	HOME	\$7,800.00	\$7,800.00	\$0.00
			1367	TBCDC - WARREN - #5818	Completed	HOME	\$7,800.00	\$7,800.00	\$0.00
			1368	TBCDC - IKAZATO - #5819	Completed	HOME	\$7,800.00	\$7,800.00	\$0.00
			1373	TBCDC - MATHIS - #5827	Completed	HOME	\$7,800.00	\$7,800.00	\$0.00
			1374	TBCDC - MORALES-OJEDA - #5828	Completed	HOME	\$7,800.00	\$7,800.00	\$0.00
			1375	TBCDC - LAWRENCE - #5829	Completed	HOME	\$6,350.00	\$6,350.00	\$0.00
			1376	TBCDC - DIENNO - #5832	Completed	HOME	\$7,800.00	\$7,800.00	\$0.00

U.S. Department of Housing and Urban Development
Office of Community Planning and Development
Integrated Disbursement and Information System
List of Activities By Program Year And Project
PINELLAS COUNTY,FL

DATE: 12-29-14
TIME: 12:25
PAGE: 40

Plan Year	IDIS Project	Project	IDIS Activity ID	Activity Name	Activity Status	Program	Funded Amount	Draw Amount	Balance
2001	59	Downpayment Assistance Loans- TBCDC	1377	TBCDC - GOMEZ - #5833	Completed	HOME	\$7,800.00	\$7,800.00	\$0.00
			1378	TBCDC - HERNANDEZ - #5824	Completed	HOME	\$7,650.00	\$7,650.00	\$0.00
			1385	TBCDC - HOWK - #5830	Completed	HOME	\$7,800.00	\$7,800.00	\$0.00
			1386	TBCDC - JONES - #5831	Completed	HOME	\$7,800.00	\$7,800.00	\$0.00
			1387	TBCDC - WILLIAMS - #5837	Completed	HOME	\$7,200.00	\$7,200.00	\$0.00
			1388	TBCDC - SMITH - #5838	Completed	HOME	\$7,800.00	\$7,800.00	\$0.00
			1389	TBCDC - RODRIGUEZ - #5842	Completed	HOME	\$7,800.00	\$7,800.00	\$0.00
			1390	TBCDC - DERUVO - #5840	Completed	HOME	\$7,800.00	\$7,800.00	\$0.00
			1391	TBCDC - SYERS - #5841	Completed	HOME	\$6,900.00	\$6,900.00	\$0.00
		Project Total					\$530,189.00	\$530,189.00	\$0.00
	62	Lealman Central	1343	CD01LMCU - LEALMAN CENTRAL CLEAN UP	Completed	CDBG	\$2,241.47	\$2,241.47	\$0.00
			1568	LEALMAN CENTRAL STREET LIGHTS	Completed	CDBG	\$17,567.99	\$17,567.99	\$0.00
		Project Total					\$19,809.46	\$19,809.46	\$0.00
	63	City Facilities and Improvements	1232	CD01CFIPP - PINELLAS PARK - STREETSCAPE	Completed	CDBG	\$100,000.00	\$100,000.00	\$0.00
			1286	CD01CFIGP - GULFPORT COMMUNITY CENTER	Canceled	CDBG	\$0.00	\$0.00	\$0.00
			1287	CD01CFIMB - MADERA BEACH - STREETSCAPE	Completed	CDBG	\$100,000.00	\$100,000.00	\$0.00
			1288	CD01CFIMLK - TARPON SPRINGS -STREETSCAPE	Completed	CDBG	\$400,000.00	\$400,000.00	\$0.00
			1289	CD01CFISH - SAFETY HARBOR - STREETSCAPE	Completed	CDBG	\$50,000.00	\$50,000.00	\$0.00
			1383	CD01PEMHS - 11254 58TH ST NORTH	Completed	CDBG	\$25,000.00	\$25,000.00	\$0.00
		Project Total					\$675,000.00	\$675,000.00	\$0.00
	64	Demolitin and Clearance	1228	DEMO - 451 EAST OAKWOOD	Completed	CDBG	\$3,679.90	\$3,679.90	\$0.00
			1229	DEMO - 438 EAST OAKWOOD	Completed	CDBG	\$2,727.92	\$2,727.92	\$0.00
			1243	DEMO - 518 E OAKWOOD	Completed	CDBG	\$6,869.70	\$6,869.70	\$0.00
			1250	DEMO - 315 S. SAFFORD	Completed	CDBG	\$5,000.00	\$5,000.00	\$0.00
			1256	DEMO - 15349 WINDTREE DRIVE	Completed	CDBG	\$4,724.02	\$4,724.02	\$0.00
			1257	DEMO - 440 LINCOLN AVENUE	Completed	CDBG	\$4,815.19	\$4,815.19	\$0.00
			1258	DEMO - 409 EAST OAKWOOD STREET	Completed	CDBG	\$5,000.00	\$5,000.00	\$0.00
			1263	DEMO - 17750 GULF BOULEVARD	Completed	CDBG	\$5,000.00	\$5,000.00	\$0.00
			1264	DEMO - 108 178TH AVE #A & B	Completed	CDBG	\$5,000.00	\$5,000.00	\$0.00
			1265	DEMO - 3105 54TH AVE. NO.	Completed	CDBG	\$4,561.81	\$4,561.81	\$0.00
			1266	DEMO - 15023 WILLOW WAY	Completed	CDBG	\$5,000.00	\$5,000.00	\$0.00
			1267	DEMO - 400 SOUTH LEVIS AVENUE	Completed	CDBG	\$4,953.00	\$4,953.00	\$0.00
			1268	DEMO - 424 LINCOLN AVENUE	Completed	CDBG	\$2,948.00	\$2,948.00	\$0.00
			1269	DEMO - 500 E. HARRISON STREET	Completed	CDBG	\$4,245.85	\$4,245.85	\$0.00
			1270	DEMO - 5838 31ST STREET NORTH	Completed	CDBG	\$2,352.57	\$2,352.57	\$0.00
			1271	DEMO - 111 W. LIME STREET	Completed	CDBG	\$4,964.00	\$4,964.00	\$0.00
			1272	DEMO - OAKWOOD ST./SAFFORD AVENUE	Completed	CDBG	\$3,840.00	\$3,840.00	\$0.00
			1273	DEMO - MLK BLVD/GROSSE AVE	Completed	CDBG	\$4,455.00	\$4,455.00	\$0.00
			1307	DEMO - 512 E. MARTIN LUTHER KING	Completed	CDBG	\$2,900.00	\$2,900.00	\$0.00

U.S. Department of Housing and Urban Development
Office of Community Planning and Development
Integrated Disbursement and Information System
List of Activities By Program Year And Project
PINELLAS COUNTY,FL

DATE: 12-29-14
TIME: 12:25
PAGE: 41

Plan Year	IDIS Project	Project	IDIS Activity ID	Activity Name	Activity Status	Program	Funded Amount	Draw Amount	Balance
2001	64	Demolitin and Clearance	1308	DEMO - 519 E. MARTIN LUTHER KING	Completed	CDBG	\$4,454.59	\$4,454.59	\$0.00
			1309	DEMO - 611 E. MARTIN LUTHER KING	Completed	CDBG	\$2,800.00	\$2,800.00	\$0.00
			1310	DEMO - 500 E. MARTIN LUTHER KING	Completed	CDBG	\$2,300.00	\$2,300.00	\$0.00
			1311	DEMO - LIME, SAFFORD, OAKWOOD LOTS	Completed	CDBG	\$9,330.00	\$9,330.00	\$0.00
			1316	DEMO - 3418 58TH AVENUE NORTH	Completed	CDBG	\$4,209.28	\$4,209.28	\$0.00
			1342	DEMO - 501 FRANCES STREET	Completed	CDBG	\$3,245.26	\$3,245.26	\$0.00
			1345	DEMO - 3921 41ST AVENUE NORTH	Completed	CDBG	\$1,975.96	\$1,975.96	\$0.00
			1349	DEMO - 12588 132ND AVE N	Completed	CDBG	\$6,853.82	\$6,853.82	\$0.00
			1372	DEMO - 12924 JACKSON STREET	Completed	CDBG	\$8,503.96	\$8,503.96	\$0.00
			1380	DEMO - 5 LOTS - UNION ACADEMY	Completed	CDBG	\$5,776.00	\$5,776.00	\$0.00
			1384	DEMO - 19305 GULF BLVD	Completed	CDBG	\$3,107.34	\$3,107.34	\$0.00
			1402	DEMO - 5851 PARK BLVD	Completed	CDBG	\$5,000.00	\$5,000.00	\$0.00
			1416	DEMO - 425 S SAFFORD AVENUE	Completed	CDBG	\$4,852.78	\$4,852.78	\$0.00
			1417	DEMO - 415 EAST MORGAN STREET	Completed	CDBG	\$5,511.75	\$5,511.75	\$0.00
			1418	DEMO - 525 E MARTIN LUTHER KING DR	Completed	CDBG	\$5,573.68	\$5,573.68	\$0.00
			1419	DEMO - 15297 WIND TREE	Completed	CDBG	\$4,999.95	\$4,999.95	\$0.00
			1420	DEMO - 5909 & 5915 PARK BLVD	Completed	CDBG	\$4,999.80	\$4,999.80	\$0.00
			1421	DEMO - 5755/45 75TH TERRACE	Completed	CDBG	\$2,330.03	\$2,330.03	\$0.00
			1422	DEMO - 409 EAST BOYER STREET	Completed	CDBG	\$5,560.04	\$5,560.04	\$0.00
			1423	DEMO - 17 LOCATIONS IN UNION ACADEMY	Completed	CDBG	\$14,365.00	\$14,365.00	\$0.00
			1426	DEMO - 4501 40TH STREET NORTH	Completed	CDBG	\$2,336.14	\$2,336.14	\$0.00
			1427	DEMO - 524 SOUTH GROSSE	Completed	CDBG	\$4,999.91	\$4,999.91	\$0.00
			1428	DEMO - 520 S GROSSE AVENUE	Completed	CDBG	\$4,999.82	\$4,999.82	\$0.00
			1448	DEMO - 528 E OAKWOOD STREET	Completed	CDBG	\$4,409.51	\$4,409.51	\$0.00
			1449	DEMO - 805 MAIN STREET	Completed	CDBG	\$4,629.76	\$4,629.76	\$0.00
			1450	DEMO - 423 E LEMON STREET	Completed	CDBG	\$4,633.63	\$4,633.63	\$0.00
			1451	DEMO - 115 RING AVENUE	Completed	CDBG	\$3,882.00	\$3,882.00	\$0.00
		Project Total					\$218,676.97	\$218,676.97	\$0.00
	65	Commercial Rehabilitation	1248	CD01CFP01 - 545 MAIN ST	Completed	CDBG	\$1,691.00	\$1,691.00	\$0.00
			1352	CD01CFP02 - 301 MAIN STREET	Completed	CDBG	\$1,002.49	\$1,002.49	\$0.00
			1371	CD01CFP05 - 6263 PARK BLVD	Completed	CDBG	\$3,000.00	\$3,000.00	\$0.00
			1399	CD01CFP04 - 413 SKINNER BLVD	Completed	CDBG	\$5,000.00	\$5,000.00	\$0.00
			1401	CD01CFP08 - 1409 PALM HARBOR MAIN ST	Completed	CDBG	\$3,582.50	\$3,582.50	\$0.00
			1415	CD01CFP10 - OAK TRAIL BOOKS	Completed	CDBG	\$7,000.00	\$7,000.00	\$0.00
			1445	CD01CFP06 - BONAPPETIT	Completed	CDBG	\$681.10	\$681.10	\$0.00
			1454	CD01CFP07 - MEASE MANOR	Completed	CDBG	\$2,000.00	\$2,000.00	\$0.00
			1571	CD01CFP09 - OLIVIA'S DUNEDIN CAFE	Completed	CDBG	\$4,850.00	\$4,850.00	\$0.00
		Project Total					\$28,807.09	\$28,807.09	\$0.00
	66	Public Services	1230	COMMUNITY SERVICE FOUNDATION	Completed	CDBG	\$25,000.00	\$25,000.00	\$0.00

U.S. Department of Housing and Urban Development
Office of Community Planning and Development
Integrated Disbursement and Information System
List of Activities By Program Year And Project
PINELLAS COUNTY,FL

DATE: 12-29-14
TIME: 12:25
PAGE: 42

Plan Year	IDIS Project	Project	IDIS Activity ID	Activity Name	Activity Status	Program	Funded Amount	Draw Amount	Balance
2001	66	Public Services	1274	POC - CHORE SERVICES	Completed	CDBG	\$20,000.00	\$20,000.00	\$0.00
			1414	SENIOR RESOURCE DIRECTORY	Completed	CDBG	\$7,000.00	\$7,000.00	\$0.00
		Project Total					\$52,000.00	\$52,000.00	\$0.00
	67	KIMBERLY HOME SHELTER - 01	1253	KIMBERLY HOME, INC	Completed	ESG	\$6,000.00	\$6,000.00	\$0.00
		Project Total					\$6,000.00	\$6,000.00	\$0.00
	69	ADMINISTRATION	1212	CDBG ADMINISTRATION - 01/02	Completed	CDBG	\$784,511.97	\$784,511.97	\$0.00
			1213	ESG ADMINISTRATION - 01/02	Completed	ESG	\$6,400.00	\$6,400.00	\$0.00
			1214	HOME ADMINISTRATION - 01/02	Completed	HOME	\$185,449.14	\$185,449.14	\$0.00
			1217	CDBG-CONTRACT SVC-MISC PORTFOLIO SVC FEE	Completed	CDBG	\$10,163.62	\$10,163.62	\$0.00
			1221	HMPFEE	Completed	HOME	\$21,127.57	\$21,127.57	\$0.00
			1244	HOME - LARGO ADMINISTRATION - 01/02	Completed	HOME	\$2,640.21	\$2,640.21	\$0.00
			1292	CD01LMNL - LEALMAN FAMILY CENTER	Canceled	CDBG	\$0.00	\$0.00	\$0.00
			1293	CD01CONSUL - LEALMAN FIRE STATION	Canceled	CDBG	\$0.00	\$0.00	\$0.00
		Project Total					\$1,010,292.51	\$1,010,292.51	\$0.00
	70	Rental Housing Development	1339	HM01RHD - CHAF - #5786	Completed	HOME	\$83,358.94	\$83,358.94	\$0.00
			1405	HM01RHD - CHAF - #5866	Completed	HOME	\$189,315.64	\$189,315.64	\$0.00
			1413	HM01RHD - HERITAGE PRESBYTERIAN APTS	Completed	HOME	\$618,400.00	\$618,400.00	\$0.00
		Project Total					\$891,074.58	\$891,074.58	\$0.00
	71	Disabled Home Buyer Program- Abilities	1222	HM01ABIL - JORDA - #2966	Completed	HOME	\$12,925.00	\$12,925.00	\$0.00
			1290	HM01ABIL - MILLAN - #5729	Completed	HOME	\$34,950.00	\$34,950.00	\$0.00
			1300	HM01ABIL - ROSENTHAL - #5744	Completed	HOME	\$40,000.00	\$40,000.00	\$0.00
			1312	HM01ABIL - TAGGART - #5763	Completed	HOME	\$42,500.00	\$42,500.00	\$0.00
			1379	HM01ABIL02 - URBAN - #5825	Completed	HOME	\$24,747.05	\$24,747.05	\$0.00
			1400	HFI - WOLFF - #5852	Completed	HOME	\$26,034.05	\$26,034.05	\$0.00
			1437	HFI - SORENSON - #5918	Completed	HOME	\$28,259.30	\$28,259.30	\$0.00
			1465	HFI - WALTERS - #5941	Completed	HOME	\$28,769.80	\$28,769.80	\$0.00
			1562	HFI - PEACOCK - #6058	Completed	HOME	\$27,236.91	\$27,236.91	\$0.00
			1572	HFI - TALBERT - #6128	Completed	HOME	\$33,333.15	\$33,333.15	\$0.00
		Project Total					\$298,755.26	\$298,755.26	\$0.00
	72	Disabled Home Buyer Progem- Boley	1280	HM01BOLEY- ADAMS - #5704	Completed	HOME	\$40,000.00	\$40,000.00	\$0.00
		Project Total					\$40,000.00	\$40,000.00	\$0.00
	73	Largo Single Family Rehab	1344	LARGO - BOLICK - #5720	Completed	HOME	\$17,703.30	\$17,703.30	\$0.00
			1406	LARGO - MCWHORTER - #5781	Completed	HOME	\$60,498.03	\$60,498.03	\$0.00
		Project Total					\$78,201.33	\$78,201.33	\$0.00
	74	Largo Home Buyer Assistance	1236	LARGO - PFEIFFER - #5686	Completed	HOME	\$7,800.00	\$7,800.00	\$0.00
			1283	LARGO - HOLLEY - #5721	Completed	HOME	\$10,490.00	\$10,490.00	\$0.00
			1284	LARGO - ANDERSON - #5722	Completed	HOME	\$10,525.00	\$10,525.00	\$0.00
			1285	LARGO - CORONA-FLORES - #5723	Completed	HOME	\$10,000.00	\$10,000.00	\$0.00

U.S. Department of Housing and Urban Development
Office of Community Planning and Development
Integrated Disbursement and Information System
List of Activities By Program Year And Project
PINELLAS COUNTY,FL

DATE: 12-29-14
TIME: 12:25
PAGE: 43

Plan Year	IDIS Project	Project	IDIS Activity ID	Activity Name	Activity Status	Program	Funded Amount	Draw Amount	Balance
2001	74	Largo Home Buyer Assistance	1340	LARGO - INFINGER - #5774	Completed	HOME	\$10,800.00	\$10,800.00	\$0.00
			1341	LARGO - MCBRIDE - #5775	Completed	HOME	\$10,800.00	\$10,800.00	\$0.00
			1392	LARGO - QUINN - #5843	Completed	HOME	\$10,800.00	\$10,800.00	\$0.00
			1393	LARGO - MCBRIDE - #5844	Completed	HOME	\$10,800.00	\$10,800.00	\$0.00
			1394	LARGO - RYLAND - #5845	Completed	HOME	\$7,800.00	\$7,800.00	\$0.00
			1395	LARGO - O'CONNOR - #5846	Completed	HOME	\$10,800.00	\$10,800.00	\$0.00
			1396	LARGO - ECKERMAN-ST. TROIX - #5847	Completed	HOME	\$7,800.00	\$7,800.00	\$0.00
			1397	LARGO - STAGGS/CABRERA - #5848	Completed	HOME	\$10,300.00	\$10,300.00	\$0.00
			1429	LARGO - DENEYCHUK - #5898	Completed	HOME	\$14,800.00	\$14,800.00	\$0.00
			1430	LARGO - WATERS - #5899	Completed	HOME	\$10,800.00	\$10,800.00	\$0.00
			1431	LARGO - SCHUMAKER - #5900	Completed	HOME	\$10,800.00	\$10,800.00	\$0.00
			1432	LARGO - CROSS - #5901	Completed	HOME	\$8,764.00	\$8,764.00	\$0.00
			1433	LARGO - RIDEOUT/DEWITT - #5902	Completed	HOME	\$10,000.00	\$10,000.00	\$0.00
			1434	LARGO - PUSATERI - #5903	Completed	HOME	\$7,568.00	\$7,568.00	\$0.00
		Project Total					\$181,447.00	\$181,447.00	\$0.00
	75	MENTAL HEALTH SCREENING - 01	1252	SUNCOAST CENTER FOR COMM MENTAL HEALTH	Completed	ESG	\$19,200.00	\$19,200.00	\$0.00
		Project Total					\$19,200.00	\$19,200.00	\$0.00
	76	RCS GRACE HOUSE - 01	1254	RELIGIOUS COMMUNITY SERVICES, INC.	Completed	ESG	\$32,380.00	\$32,380.00	\$0.00
		Project Total					\$32,380.00	\$32,380.00	\$0.00
	77	TURNING POINT	1240	TURNING POINT	Completed	CDBG	\$50,000.00	\$50,000.00	\$0.00
		Project Total					\$50,000.00	\$50,000.00	\$0.00
	78	CRIMINAL JUSTICE OUTREACH - 01	1251	MUSTARD SEED CRIMINAL JUSTICE OUTREACH	Completed	ESG	\$19,200.00	\$19,200.00	\$0.00
		Project Total					\$19,200.00	\$19,200.00	\$0.00
	79	FAMILY RESOURCES YOUTH SHELTER - 01	1238	FAMILY RESOURCES, INC	Completed	ESG	\$19,820.00	\$19,820.00	\$0.00
		Project Total					\$19,820.00	\$19,820.00	\$0.00
	81	INDEPENDENT LIVING PROGRAM	1219	ILP CASIL - CARING AND SHARING	Completed	CDBG	\$10,441.55	\$10,441.55	\$0.00
			1381	ILP CASIL - FITIPALDI - #5823	Completed	CDBG	\$2,550.00	\$2,550.00	\$0.00
			1398	ILP CASIL - ZEBRICK - #5836	Completed	CDBG	\$2,700.00	\$2,700.00	\$0.00
			1404	ILPCASIL - GAMACHE - #5865	Completed	CDBG	\$2,550.85	\$2,550.85	\$0.00
		Project Total					\$18,242.40	\$18,242.40	\$0.00
	Program Total					CDBG	\$2,316,693.44	\$2,316,693.44	\$0.00
						ESG	\$103,000.00	\$103,000.00	\$0.00
						HOME	\$2,228,884.09	\$2,228,884.09	\$0.00
	2001 Total						\$4,648,577.53	\$4,648,577.53	\$0.00
2002	1	Multi-Family Rehabilitation	1441	HM02RHD - CONTEMPORARY HOUSING DEVELOPMT	Completed	HOME	\$1,178,062.78	\$1,178,062.78	\$0.00
			1461	HM02RHD - TRINITY HOUSE	Completed	HOME	\$21,418.55	\$21,418.55	\$0.00
			1573	HM02RHD - FRIENDS OF THE DEAF SVC CENTER	Completed	HOME	\$90,000.00	\$90,000.00	\$0.00

U.S. Department of Housing and Urban Development
Office of Community Planning and Development
Integrated Disbursement and Information System
List of Activities By Program Year And Project
PINELLAS COUNTY,FL

DATE: 12-29-14
TIME: 12:25
PAGE: 44

Plan Year	IDIS Project	Project	IDIS Activity ID	Activity Name	Activity Status	Program	Funded Amount	Draw Amount	Balance
2002	1	Multi-Family Rehabilitation	1578	ILP - TABERY - #6084	Canceled	HOME	\$0.00	\$0.00	\$0.00
			1595	RPI - HABER - #5994	Completed	CDBG	\$45,500.00	\$45,500.00	\$0.00
			1596	RPI - CURLEY - #6011	Completed	CDBG	\$9,000.00	\$9,000.00	\$0.00
		Project Total					\$1,343,981.33	\$1,343,981.33	\$0.00
	2	Single Family Rehabilitation	1509	ILP - KOPACKI - #5995	Completed	HOME	\$2,750.00	\$2,750.00	\$0.00
			1558	ILP - SLUSSER - #6021	Completed	HOME	\$2,750.00	\$2,750.00	\$0.00
			1563	ILP - JOHNSON - #6055	Completed	HOME	\$2,750.00	\$2,750.00	\$0.00
			1570	ILP - TUCKER - #6065	Completed	HOME	\$2,750.00	\$2,750.00	\$0.00
			1579	ILP - TABERY	Completed	HOME	\$2,750.00	\$2,750.00	\$0.00
			1586	ILP - ROVAZZI - 5967	Completed	CDBG	\$2,750.00	\$2,750.00	\$0.00
			1607	HM02SFR	Completed	HOME	\$2,750.00	\$2,750.00	\$0.00
			1611	HM02SFR	Completed	HOME	\$2,750.00	\$2,750.00	\$0.00
			1612	HM02SFR	Completed	HOME	\$2,750.00	\$2,750.00	\$0.00
			1623	SINGLE FAMILY REHAB	Completed	HOME	\$21,817.90	\$21,817.90	\$0.00
			1635	LHBA - PRECOURT - #6034	Completed	HOME	\$31,635.08	\$31,635.08	\$0.00
		Project Total					\$78,202.98	\$78,202.98	\$0.00
	3	Housing Opportunities	1462	TBCDC - FALCONER - #5937	Completed	HOME	\$5,300.00	\$5,300.00	\$0.00
			1463	TBCDC - RODRIGUEZ - #5938	Completed	HOME	\$7,800.00	\$7,800.00	\$0.00
			1464	TBCDC - JOHNSON - #5945	Completed	HOME	\$7,800.00	\$7,800.00	\$0.00
			1466	HM02PSDA - LEWIS - #5939	Completed	HOME	\$7,071.00	\$7,071.00	\$0.00
			1486	TBCDC - BARRIOS - #5950	Completed	HOME	\$4,600.00	\$4,600.00	\$0.00
			1487	TBCDC - GOGINSKY - #5951	Completed	HOME	\$7,800.00	\$7,800.00	\$0.00
			1488	TBCDC - KROL - #5952	Completed	HOME	\$5,590.00	\$5,590.00	\$0.00
			1489	TBCDC - WILSON - #5953	Completed	HOME	\$7,250.00	\$7,250.00	\$0.00
			1490	TBCDC - CRUZ - #5954	Completed	HOME	\$7,800.00	\$7,800.00	\$0.00
			1491	TBCDC - GUERRERO - #5955	Completed	HOME	\$7,800.00	\$7,800.00	\$0.00
			1492	TBCDC - RUSSELL - #5956	Completed	HOME	\$7,400.00	\$7,400.00	\$0.00
			1493	TBCDC = RAMCHARITAR - #5957	Completed	HOME	\$7,800.00	\$7,800.00	\$0.00
			1494	TBCDC - BROWN - #5970	Completed	HOME	\$6,480.00	\$6,480.00	\$0.00
			1495	TBCDC - PITZ/PUPO - #5971	Completed	HOME	\$7,800.00	\$7,800.00	\$0.00
			1496	TBCDC - COLON - #5972	Completed	HOME	\$7,800.00	\$7,800.00	\$0.00
			1497	TBCDC - BELL - #5978	Completed	HOME	\$7,800.00	\$7,800.00	\$0.00
			1498	TBCDC - STEPHENS - #5979	Completed	HOME	\$7,800.00	\$7,800.00	\$0.00
			1499	TBCDC - CRUZ - #5980	Completed	HOME	\$7,800.00	\$7,800.00	\$0.00
			1500	TBCDC - CHESIS - #5981	Completed	HOME	\$7,800.00	\$7,800.00	\$0.00
			1501	TBCDC - TIMMONS - #5982	Completed	HOME	\$7,800.00	\$7,800.00	\$0.00
			1515	LARGO - BIDLOW - #5991	Completed	HOME	\$10,000.00	\$10,000.00	\$0.00
			1516	TBCDC - HUTCHINSON - #5997	Completed	HOME	\$7,380.00	\$7,380.00	\$0.00
			1517	TBCDC - TAYLOR - #5998	Completed	HOME	\$7,800.00	\$7,800.00	\$0.00

U.S. Department of Housing and Urban Development
Office of Community Planning and Development
Integrated Disbursement and Information System
List of Activities By Program Year And Project
PINELLAS COUNTY,FL

DATE: 12-29-14
TIME: 12:25
PAGE: 45

Plan Year	IDIS Project	Project	IDIS Activity ID	Activity Name	Activity Status	Program	Funded Amount	Draw Amount	Balance
2002	3	Housing Opportunities	1518	TBCDC - SPALLER - #6012	Completed	HOME	\$7,800.00	\$7,800.00	\$0.00
			1519	TBCDC - ROQUEMORE - #6013	Completed	HOME	\$7,800.00	\$7,800.00	\$0.00
			1520	TBCDC - PAPPAS - #6014	Completed	HOME	\$6,500.00	\$6,500.00	\$0.00
			1521	TBCDC - RUSSO - #6015	Completed	HOME	\$7,800.00	\$7,800.00	\$0.00
			1522	TBCDC - ALONSO - #6016	Completed	HOME	\$7,800.00	\$7,800.00	\$0.00
			1523	LARGO - NOVOTNY - #5985	Completed	HOME	\$9,100.00	\$9,100.00	\$0.00
			1524	LARGO - MCCAFFERY - #5986	Completed	HOME	\$7,800.00	\$7,800.00	\$0.00
			1525	LARGO - MCBRIDE - #5987	Completed	HOME	\$10,000.00	\$10,000.00	\$0.00
			1526	LARGO - PRICE - #5988	Completed	HOME	\$9,537.00	\$9,537.00	\$0.00
			1527	LARGO - CRIBBS - #5989	Completed	HOME	\$10,000.00	\$10,000.00	\$0.00
			1528	LARGO - MESSINA - #5990	Completed	HOME	\$6,795.00	\$6,795.00	\$0.00
			1536	TBCDC - REYNOLDS - #6027	Completed	HOME	\$7,800.00	\$7,800.00	\$0.00
			1537	TBCDC - JOHNSON - #6028	Completed	HOME	\$6,060.00	\$6,060.00	\$0.00
			1538	TBCDC - STIDHAM - #6036	Completed	HOME	\$6,110.00	\$6,110.00	\$0.00
			1539	TBCDC - SLOAN - #6038	Completed	HOME	\$4,995.00	\$4,995.00	\$0.00
			1540	TBCDC - NAUE - #6039	Completed	HOME	\$7,480.00	\$7,480.00	\$0.00
			1541	TBCDC - BOATEMAH-BONSU - #6040	Completed	HOME	\$7,100.00	\$7,100.00	\$0.00
			1542	LARGO - HAVRON - #5963	Completed	HOME	\$27,699.86	\$27,699.86	\$0.00
			1543	TBCDC - SLOCUM - #6050	Completed	HOME	\$7,800.00	\$7,800.00	\$0.00
			1544	TBCDC - PITZ - #6051	Completed	HOME	\$7,800.00	\$7,800.00	\$0.00
			1545	TBCDC - HOUCK - #6052	Completed	HOME	\$7,800.00	\$7,800.00	\$0.00
			1546	TBCDC - FERRELL - #6053	Completed	HOME	\$7,800.00	\$7,800.00	\$0.00
			1559	LARGO - SPRINGER - #5943	Completed	HOME	\$62,503.70	\$62,503.70	\$0.00
			1560	LARGO - SOMKOVIC - #5944	Completed	HOME	\$60,355.65	\$60,355.65	\$0.00
			1561	TBCDC - OSORIO - #6059	Completed	HOME	\$7,800.00	\$7,800.00	\$0.00
			1575	TBCDC - GANN - #6062	Completed	HOME	\$7,375.00	\$7,375.00	\$0.00
			1576	TBCDC - ATKINSON - #6054	Completed	HOME	\$7,800.00	\$7,800.00	\$0.00
			1577	TBCDC - SEXTON - #6085	Completed	HOME	\$7,490.00	\$7,490.00	\$0.00
			1600	HM02LHBA	Completed	HOME	\$10,800.00	\$10,800.00	\$0.00
			1601	HM02LHBA	Completed	HOME	\$6,210.00	\$6,210.00	\$0.00
			1602	HM02DAL	Completed	HOME	\$7,800.00	\$7,800.00	\$0.00
			1603	HM02DAL	Completed	HOME	\$7,570.00	\$7,570.00	\$0.00
			1604	HM02DAL #6096	Completed	HOME	\$7,800.00	\$7,800.00	\$0.00
			1605	HM02DAL	Completed	HOME	\$7,800.00	\$7,800.00	\$0.00
			1606	HM02LSFR	Completed	HOME	\$53,738.00	\$53,738.00	\$0.00
			1608	HM02DAL	Completed	HOME	\$7,800.00	\$7,800.00	\$0.00
			1609	HM02DAL	Completed	HOME	\$7,800.00	\$7,800.00	\$0.00
			1610	HM02DAL	Completed	HOME	\$6,575.00	\$6,575.00	\$0.00
			1613	DOWN PAYMENT ASSISTANCE	Completed	HOME	\$7,800.00	\$7,800.00	\$0.00

U.S. Department of Housing and Urban Development
Office of Community Planning and Development
Integrated Disbursement and Information System
List of Activities By Program Year And Project
PINELLAS COUNTY,FL

DATE: 12-29-14
TIME: 12:25
PAGE: 46

Plan Year	IDIS Project	Project	IDIS Activity ID	Activity Name	Activity Status	Program	Funded Amount	Draw Amount	Balance
2002	3	Housing Opportunities	1624	TBCDC - WRONA - #6068	Completed	HOME	\$6,100.00	\$6,100.00	\$0.00
			1625	DAL - BANVILLE - #5999	Completed	HOME	\$6,420.00	\$6,420.00	\$0.00
			1626	DAL - JIRAN - #6117	Completed	HOME	\$7,800.00	\$7,800.00	\$0.00
			1627	DAL - CRABTREE - #6111	Completed	HOME	\$6,735.00	\$6,735.00	\$0.00
			1628	DAL - HIAS - #6123	Completed	HOME	\$7,800.00	\$7,800.00	\$0.00
			1629	DAL - REARDON - #6121	Completed	HOME	\$7,800.00	\$7,800.00	\$0.00
			1630	DAL - RIVERA - #6124	Completed	HOME	\$7,800.00	\$7,800.00	\$0.00
			1631	DAL - SANFORD - #6122	Completed	HOME	\$7,800.00	\$7,800.00	\$0.00
			1632	DAL - WATSON - #6112	Completed	HOME	\$7,800.00	\$7,800.00	\$0.00
			1633	DAL - HINKLE - #6118	Completed	HOME	\$10,000.00	\$10,000.00	\$0.00
			1634	LDAL - MCCLOUD - #6119	Completed	HOME	\$10,800.00	\$10,800.00	\$0.00
			1636	DAL - CUBBAGE - #6129	Completed	HOME	\$7,800.00	\$7,800.00	\$0.00
			1637	DAL - AMATO - #6136	Completed	HOME	\$7,800.00	\$7,800.00	\$0.00
			1638	DAL - CHAMBERLIN - #6133	Completed	HOME	\$4,200.00	\$4,200.00	\$0.00
			1639	DAL - MERLINO - #6141	Completed	HOME	\$7,800.00	\$7,800.00	\$0.00
			1640	DAL - RUFFNER - #6140	Completed	HOME	\$2,380.00	\$2,380.00	\$0.00
			1773	FC-01	Completed	HOME	\$68,734.47	\$68,734.47	\$0.00
			1786	FC-02	Completed	HOME	\$1,959.33	\$1,959.33	\$0.00
		Project Total					\$832,194.01	\$832,194.01	\$0.00
	4	Housing Provision	1442	CD02RPI - LEAMAN - HOUSING PRESERVATION	Completed	CDBG	\$4,400.00	\$4,400.00	\$0.00
			1458	CD02RPI - VAUGHAN - HOUSING PRESERVATION	Completed	CDBG	\$8,400.00	\$8,400.00	\$0.00
			1459	CD02RPI - MCCABE - HOUSING PRESERVATION	Completed	CDBG	\$6,200.00	\$6,200.00	\$0.00
			1471	CD02RPI - GANTT - HOUSING PRESERVATION	Completed	CDBG	\$4,000.00	\$4,000.00	\$0.00
			1472	CD02RPI - BRAZEN - HOUSING PRESERVATION	Completed	CDBG	\$9,500.00	\$9,500.00	\$0.00
			1479	CD02RPI - PAVENT - HOUSING PRESERVATION	Completed	CDBG	\$15,213.30	\$15,213.30	\$0.00
			1502	CD02RPI - BRAZEN - HOUSING PRESERVATION	Completed	CDBG	\$11,000.00	\$11,000.00	\$0.00
			1503	CD02RPI - DIXON - HOUSING PRESERVATION	Completed	CDBG	\$18,000.00	\$18,000.00	\$0.00
			1504	CD02RPI - NUYTEN - HOUSING PRESERVATION	Completed	CDBG	\$4,600.00	\$4,600.00	\$0.00
			1505	CD02RPI - NUYTEN - HOUSING PRESERVATION	Completed	CDBG	\$4,600.00	\$4,600.00	\$0.00
			1533	CD02RPI - GALLOWAY -HOUSING PRESERVATION	Completed	CDBG	\$20,000.00	\$20,000.00	\$0.00
			1547	CD02RPI - NUYTEN - HOUSING PRESERVATION	Completed	CDBG	\$5,900.00	\$5,900.00	\$0.00
			1548	CD02RPI - NUYTEN - HOUSING PRESERVATION	Completed	CDBG	\$4,400.00	\$4,400.00	\$0.00
			1549	CD02RPI - NUYTEN - HOUSING PRESERVATION	Completed	CDBG	\$6,000.00	\$6,000.00	\$0.00
			1550	CD02RPI - DIXON - HOUSING PRESERVATION	Completed	CDBG	\$18,000.00	\$18,000.00	\$0.00
			1551	CD02RPI - PETERSON- HOUSING PRESERVATION	Completed	CDBG	\$18,000.00	\$18,000.00	\$0.00
			1552	CD02RPI - PETERSON- HOUSING PRESERVATION	Completed	CDBG	\$18,000.00	\$18,000.00	\$0.00
			1553	CD02RPI - HAZLITT - HOUSING PRESERVATION	Completed	CDBG	\$24,500.00	\$24,500.00	\$0.00
			1564	CD02RPI - BRAZEN - HOUSING PRESERVATION	Completed	CDBG	\$8,950.00	\$8,950.00	\$0.00
			1565	CD02RPI - NUYTEN - HOUSING PRESERVATION	Completed	CDBG	\$9,000.00	\$9,000.00	\$0.00

U.S. Department of Housing and Urban Development
Office of Community Planning and Development
Integrated Disbursement and Information System
List of Activities By Program Year And Project
PINELLAS COUNTY,FL

DATE: 12-29-14
TIME: 12:25
PAGE: 47

Plan Year	IDIS Project	Project	IDIS Activity ID	Activity Name	Activity Status	Program	Funded Amount	Draw Amount	Balance
2002	4	Housing Provision	1566	CD02RPI - PALMA - HOUSING PRESERVATION	Completed	CDBG	\$6,900.00	\$6,900.00	\$0.00
		Project Total					\$225,563.30	\$225,563.30	\$0.00
	5	Greater Ridgecrest Area	1447	YMCA OPERATIONS	Completed	CDBG	\$270,000.00	\$270,000.00	\$0.00
			1474	GREATER RIDGECREST	Completed	CDBG	\$11,768.37	\$11,768.37	\$0.00
		Project Total					\$281,768.37	\$281,768.37	\$0.00
	7	Wind Tree Village	1513	ACQUISITION - HIGH POINT (NFC)	Completed	CDBG	\$74,763.47	\$74,763.47	\$0.00
			1695	WINDTREE VILLAGE LANDSCAPING (HUD843)	Completed	CDBG	\$40,340.00	\$40,340.00	\$0.00
		Project Total					\$115,103.47	\$115,103.47	\$0.00
	8	Dansville Redevelopment	1453	DANSVILLE NEIGHBORHOOD REVITALIZATION	Completed	CDBG	\$431.06	\$431.06	\$0.00
			1475	DANSVILLE NEIGHBORHOOD DEV CORP	Completed	CDBG	\$46,714.08	\$46,714.08	\$0.00
			1569	DANSVILLE PH2 INFRASTRUCTURE (HUD 1436)	Completed	CDBG	\$451,979.59	\$451,979.59	\$0.00
		Project Total					\$499,124.73	\$499,124.73	\$0.00
	9	Public Facilities and Improvements	1514	HIGHPOINT YMCA SHOWERS	Completed	CDBG	\$85,500.94	\$85,500.94	\$0.00
			1700	YOUNG LIFE BUILDING REHAB	Completed	CDBG	\$71,000.00	\$71,000.00	\$0.00
			1738	DUNEDIN STREETSCAPE	Completed	CDBG	\$210,938.00	\$210,938.00	\$0.00
		Project Total					\$367,438.94	\$367,438.94	\$0.00
	10	Demolition and Clearance	1452	DEMO - UNION ACADEMY NEIGHBORHOOD LOTS	Completed	CDBG	\$17,146.00	\$17,146.00	\$0.00
			1456	DEMO - 517 LINCOLN AVENUE	Completed	CDBG	\$4,999.36	\$4,999.36	\$0.00
			1457	DEMO - MLK & NORTH AVENUE	Completed	CDBG	\$6,758.00	\$6,758.00	\$0.00
			1469	DEMO - 438 GRANT STREET	Completed	CDBG	\$4,930.55	\$4,930.55	\$0.00
			1470	DEMO - 531 LINCOLN AVENUE	Completed	CDBG	\$4,999.50	\$4,999.50	\$0.00
			1476	DEMO - 400 SOUTH LEVIS	Completed	CDBG	\$4,996.66	\$4,996.66	\$0.00
			1477	DEMO - 3711 50TH AVENUE NORTH	Completed	CDBG	\$406.88	\$406.88	\$0.00
			1478	DEMO - 5384 A LAUREL PLACE	Completed	CDBG	\$5,725.00	\$5,725.00	\$0.00
			1508	DEMO - 3246 55TH AVENUE N	Completed	CDBG	\$4,183.14	\$4,183.14	\$0.00
			1511	DEMO - 512 E. OAKWOOD STREET	Completed	CDBG	\$6,848.65	\$6,848.65	\$0.00
			1512	DEMO - 330 HIBISCUS ST.	Completed	CDBG	\$7,847.78	\$7,847.78	\$0.00
			1529	DEMO - 7211 43RD STREET NORTH	Completed	CDBG	\$4,789.14	\$4,789.14	\$0.00
			1530	DEMO - 220 HIBISCUS STREET	Completed	CDBG	\$3,951.17	\$3,951.17	\$0.00
			1531	DEMO - 3108 58TH AVE NORTH	Completed	CDBG	\$2,492.60	\$2,492.60	\$0.00
			1532	DEMO - 2825 BEACH BOULEVARD	Completed	CDBG	\$2,997.91	\$2,997.91	\$0.00
			1557	DEMO - 1005 49TH STREET SOUTH	Completed	CDBG	\$3,161.52	\$3,161.52	\$0.00
			1574	DEMO - 1829 YORK STREET S	Completed	CDBG	\$3,870.51	\$3,870.51	\$0.00
			1580	DEMO - 12722 126TH ST	Completed	CDBG	\$4,039.34	\$4,039.34	\$0.00
			1582	DEMO - UNION ACADEMY CLEANUP	Completed	CDBG	\$18,278.00	\$18,278.00	\$0.00
			1583	DEMO - 3930 58TH AV	Completed	CDBG	\$2,751.45	\$2,751.45	\$0.00
			1584	DEMO - 500 S WALTON	Completed	CDBG	\$5,908.00	\$5,908.00	\$0.00
			1585	DEMO - 501 LINCOLN AV	Completed	CDBG	\$4,980.00	\$4,980.00	\$0.00

U.S. Department of Housing and Urban Development
Office of Community Planning and Development
Integrated Disbursement and Information System
List of Activities By Program Year And Project
PINELLAS COUNTY,FL

DATE: 12-29-14
TIME: 12:25
PAGE: 48

Plan Year	IDIS Project	Project	IDIS Activity ID	Activity Name	Activity Status	Program	Funded Amount	Draw Amount	Balance
2002	10	Demolition and Clearance	1589	DEMO - 326 S. GROSS	Completed	CDBG	\$6,675.33	\$6,675.33	\$0.00
			1592	DEMO - 1246 N PINELLAS AV	Completed	CDBG	\$6,736.44	\$6,736.44	\$0.00
			1593	DEMO - 63 W. PARK ST.	Completed	CDBG	\$2,155.23	\$2,155.23	\$0.00
			1597	DEMO - 137 E. ORANGE	Completed	CDBG	\$727.00	\$727.00	\$0.00
			1598	DEMO - 237 E. LIME	Completed	CDBG	\$679.00	\$679.00	\$0.00
			1599	DEMO - 426 E. OAK	Completed	CDBG	\$695.00	\$695.00	\$0.00
			1615	DEMOLITION AND CLEARANCE - 4350 58TH AVE	Completed	CDBG	\$3,159.25	\$3,159.25	\$0.00
			1616	DEMOLITION AND CLEARANCE	Completed	CDBG	\$2,156.00	\$2,156.00	\$0.00
			1617	DEMO - 615 N PINELLAS AVE	Completed	CDBG	\$861.00	\$861.00	\$0.00
			1618	DEMOLITION AND CLEARANCE	Completed	CDBG	\$1,214.80	\$1,214.80	\$0.00
			1620	DEMOLITION AND CLEARANCE	Completed	CDBG	\$5,775.10	\$5,775.10	\$0.00
			1621	DEMOLITION AND CLEARANCE	Completed	CDBG	\$4,085.88	\$4,085.88	\$0.00
			1622	DEMOLITION AND CLEARANCE	Completed	CDBG	\$743.00	\$743.00	\$0.00
		Project Total					\$161,724.19	\$161,724.19	\$0.00
	11	Commercial Rehabilitation	1467	CD02CFP01 - 700 - 51ST STREET SOUTH	Completed	CDBG	\$3,000.00	\$3,000.00	\$0.00
			1468	CD02CFP04 - 941 HUNTLEY AVENUE	Completed	CDBG	\$7,000.00	\$7,000.00	\$0.00
			1507	CD02CFP02 - CASUAL FURNITURE	Completed	CDBG	\$7,000.00	\$7,000.00	\$0.00
			1555	CD02CFP08 - HANCOCK MOTEL	Completed	CDBG	\$2,775.00	\$2,775.00	\$0.00
			1556	CD02CFP12 - DONUT SHOP/COFFEE HOUSE	Completed	CDBG	\$6,000.00	\$6,000.00	\$0.00
			1581	CF - 2902 BEACH BLVD	Completed	CDBG	\$7,000.00	\$7,000.00	\$0.00
			1587	CF - SWEENEY	Completed	CDBG	\$1,702.45	\$1,702.45	\$0.00
			1588	CF - 5805 PARK BLVD	Completed	CDBG	\$3,845.69	\$3,845.69	\$0.00
			1590	CF - GULFPORT TIRE STORE	Completed	CDBG	\$6,000.00	\$6,000.00	\$0.00
			1614	FACADE PROGRAM - 434 VIRGINIA LANE	Completed	CDBG	\$2,237.57	\$2,237.57	\$0.00
			1697	CFP 226 MAIN ST	Completed	CDBG	\$1,240.00	\$1,240.00	\$0.00
			1708	CFP - 638 SKINNER BLVD.	Completed	CDBG	\$4,000.00	\$4,000.00	\$0.00
			1709	CFP - 818 HIGHLAND	Completed	CDBG	\$6,000.00	\$6,000.00	\$0.00
		Project Total					\$57,800.71	\$57,800.71	\$0.00
	12	Historic Preservation	1554	TAGARELLI CONSTRUCTION OFFICE	Completed	CDBG	\$39,991.50	\$39,991.50	\$0.00
		Project Total					\$39,991.50	\$39,991.50	\$0.00
	13	Public Services	1480	PINELLAS OPPORTUNITY COUNCIL - CHORE SVC	Completed	CDBG	\$20,000.00	\$20,000.00	\$0.00
		Project Total					\$20,000.00	\$20,000.00	\$0.00
	14	Mustard Seed	1482	MUSTARD SEED FOUND - CRIMINAL JUSTICE	Completed	ESG	\$19,050.00	\$19,050.00	\$0.00
			1484	MUSTARD SEED FOUNDATION - INN	Canceled	ESG	\$0.00	\$0.00	\$0.00
			1698	ESG MSF 2510 CENTRAL AVE	Completed	ESG	\$18,385.54	\$18,385.54	\$0.00
		Project Total					\$37,435.54	\$37,435.54	\$0.00
	15	Homeless Emergency Project	1481	HOMELESS EMERGENCY PROJECT	Completed	ESG	\$50,000.00	\$50,000.00	\$0.00
		Project Total					\$50,000.00	\$50,000.00	\$0.00

U.S. Department of Housing and Urban Development
Office of Community Planning and Development
Integrated Disbursement and Information System
List of Activities By Program Year And Project
PINELLAS COUNTY,FL

DATE: 12-29-14
TIME: 12:25
PAGE: 49

Plan Year	IDIS Project	Project	IDIS Activity ID	Activity Name	Activity Status	Program	Funded Amount	Draw Amount	Balance
2002	16	The Haven	1485	RCS - THE HAVEN	Completed	ESG	\$39,164.46	\$39,164.46	\$0.00
		Project Total					\$39,164.46	\$39,164.46	\$0.00
	17	Suncoast Center	1483	SUNCOAST CENTER MOBILE VAN COUNSELOR	Completed	ESG	\$19,050.00	\$19,050.00	\$0.00
		Project Total					\$19,050.00	\$19,050.00	\$0.00
	18	Administration	1438	CDBG ADMINISTRATION - 02/03	Completed	CDBG	\$864,180.04	\$864,180.04	\$0.00
			1439	ESG ADMINISTRATION - 02/03	Completed	ESG	\$6,350.00	\$6,350.00	\$0.00
			1440	HOME ADMINISTRATION - 02/03	Completed	HOME	\$197,050.55	\$197,050.55	\$0.00
			1443	CDBG - REHAB DELIVERY/PORTFOLIO MGMT	Completed	CDBG	\$8,303.26	\$8,303.26	\$0.00
			1444	CDBG-CONTRACT SVC-MISC PORTFOLIO SVC FEE	Completed	CDBG	\$12,144.70	\$12,144.70	\$0.00
			1460	HMPFEE	Completed	HOME	\$42,760.94	\$42,760.94	\$0.00
			1535	HM02ADML - LARGO ADMINISTRATION - 02/03	Completed	HOME	\$12,145.77	\$12,145.77	\$0.00
		Project Total					\$1,142,935.26	\$1,142,935.26	\$0.00
	19	LEALMAN TARGET AREA	1510	CD02LMNFC - LEALMAN FAMILY CENTER	Completed	CDBG	\$6,379.37	\$6,379.37	\$0.00
			1567	LEALMAN TARGET AREA	Completed	CDBG	\$4,590.00	\$4,590.00	\$0.00
			1591	NEIGHBORHOOD SIGNAGE	Completed	CDBG	\$158.98	\$158.98	\$0.00
			1619	LEALMAN	Completed	CDBG	\$25,987.50	\$25,987.50	\$0.00
		Project Total					\$37,115.85	\$37,115.85	\$0.00
	Program Total					CDBG	\$2,747,509.06	\$2,747,509.06	\$0.00
						ESG	\$152,000.00	\$152,000.00	\$0.00
						HOME	\$2,449,085.58	\$2,449,085.58	\$0.00
	2002 Total						\$5,348,594.64	\$5,348,594.64	\$0.00
2003	1	DANSVILLE PHASE 3 UTILITIES	1668	DANSVILLE PHASE 3 UTILITIES	Completed	CDBG	\$61,370.48	\$61,370.48	\$0.00
		Project Total					\$61,370.48	\$61,370.48	\$0.00
	2	DNDC OPERATIONS	1678	DNDC OPERATIONS	Completed	CDBG	\$57,858.71	\$57,858.71	\$0.00
		Project Total					\$57,858.71	\$57,858.71	\$0.00
	3	RAINBOW VILLAGE STREETScape AND LANDSCAPE	1790	RAINBOW VILLAGE IMPROVEMENTS	Completed	CDBG	\$439,000.00	\$439,000.00	\$0.00
		Project Total					\$439,000.00	\$439,000.00	\$0.00
	4	RIDGECREST CLEAN UP	1720	RIDGECREST NEIGHBORHOOD CLEANUP	Completed	CDBG	\$9,439.73	\$9,439.73	\$0.00
		Project Total					\$9,439.73	\$9,439.73	\$0.00
	5	GRA 119TH STREET ENHANCEMENTS	1890	119TH STREET/GOODEN ENHANCEMENTS	Completed	CDBG	\$368,444.00	\$368,444.00	\$0.00
		Project Total					\$368,444.00	\$368,444.00	\$0.00
	6	RIDGECREST BRANCH YMCA OPERATIONS	1667	YMCA OPERATIONS	Completed	CDBG	\$283,500.00	\$283,500.00	\$0.00
		Project Total					\$283,500.00	\$283,500.00	\$0.00
	7	LEALMAN NEWSLETTER	1687	LEALMAN FAMILY CENTER NEWSLETTER	Completed	CDBG	\$8,714.94	\$8,714.94	\$0.00
		Project Total					\$8,714.94	\$8,714.94	\$0.00
	8	LEALMAN STREET LIGHTS	1764	LEALMAN STREET LIGHTS	Completed	CDBG	\$10,591.18	\$10,591.18	\$0.00
		Project Total					\$10,591.18	\$10,591.18	\$0.00

U.S. Department of Housing and Urban Development
Office of Community Planning and Development
Integrated Disbursement and Information System
List of Activities By Program Year And Project
PINELLAS COUNTY,FL

DATE: 12-29-14
TIME: 12:25
PAGE: 50

Plan Year	IDIS Project	Project	IDIS Activity ID	Activity Name	Activity Status	Program	Funded Amount	Draw Amount	Balance
2003	9	LEALMAN NEIGHBORHOOD CLEAN-UP	1721	CENTRAL LEALMAN NEIGHBORHOOD CLEANUP	Completed	CDBG	\$23,005.12	\$23,005.12	\$0.00
		Project Total					\$23,005.12	\$23,005.12	\$0.00
	10	LEALMAN PARK DEVELOPMENT	1892	JOES CREEK GREENWAY FENCE	Completed	CDBG	\$125,974.87	\$125,974.87	\$0.00
			1999	JOE'S CREEK GREENWAY IMPROVEMENTS	Completed	CDBG	\$334,410.86	\$334,410.86	\$0.00
			2040	JOE'S CREEK GREENWAY PLANTS	Completed	CDBG	\$19,703.00	\$19,703.00	\$0.00
		Project Total					\$480,088.73	\$480,088.73	\$0.00
	11	LEALMAN FAMILY CENTER CONSTRUCTION	1671	LEALMAN FAMILY CENTER CONSTRUCTION	Completed	CDBG	\$524,881.05	\$524,881.05	\$0.00
		Project Total					\$524,881.05	\$524,881.05	\$0.00
	14	PINELLAS PARK STREETScape	1765	PINELLAS PARK BELL TOWER & STREETScape	Completed	CDBG	\$300,000.00	\$300,000.00	\$0.00
		Project Total					\$300,000.00	\$300,000.00	\$0.00
	15	SAFETY HARBOR BRICK STREETS	1850	SAFETY HARBOR BRICK STREETS	Completed	CDBG	\$101,159.00	\$101,159.00	\$0.00
		Project Total					\$101,159.00	\$101,159.00	\$0.00
	16	REDINGTON SHORES UTILITIES	1796	REDINGTON SHORES UNDERGROUND UTILITIES	Completed	CDBG	\$300,000.00	\$300,000.00	\$0.00
		Project Total					\$300,000.00	\$300,000.00	\$0.00
	17	TARPON SPRINGS SAFFORD IMPROVEMENTS	1812	TARPON SPRINGS SAFFORD IMPROVEMENTS	Completed	CDBG	\$493,705.98	\$493,705.98	\$0.00
		Project Total					\$493,705.98	\$493,705.98	\$0.00
	18	GULFPORT MULTI-USE COMMUNITY FACILITY	1762	GULFPORT MULTI-USE COMMUNITY FACILITY	Completed	CDBG	\$400,000.00	\$400,000.00	\$0.00
		Project Total					\$400,000.00	\$400,000.00	\$0.00
	19	DEMOLITION AND CLEARANCE	1663	DEMO-703 ORAGNE AVENUE	Completed	CDBG	\$5,597.98	\$5,597.98	\$0.00
			1664	DEMO-631 VIRGINIA ST.	Completed	CDBG	\$3,880.85	\$3,880.85	\$0.00
			1665	DEMO-4255 56TH AVE N	Completed	CDBG	\$8,030.79	\$8,030.79	\$0.00
			1666	DEMO-503 S SAFFORD AVE	Completed	CDBG	\$7,000.00	\$7,000.00	\$0.00
			1672	DEMO-LINCOLN AVE	Completed	CDBG	\$6,961.00	\$6,961.00	\$0.00
			1673	DEMO-19109 WHISPERING PINES DR	Completed	CDBG	\$5,784.99	\$5,784.99	\$0.00
			1674	DEMO-3778 41ST AVE N	Completed	CDBG	\$3,354.99	\$3,354.99	\$0.00
			1675	DEMO-615 PINELLAS AVE	Completed	CDBG	\$5,324.28	\$5,324.28	\$0.00
			1676	DEMO-426 E OAKWOOD ST	Completed	CDBG	\$5,688.38	\$5,688.38	\$0.00
			1677	DEMO-137 E ORANGE ST	Completed	CDBG	\$4,859.83	\$4,859.83	\$0.00
			1679	DEMO-13/27/15/64170/000/0030	Completed	CDBG	\$5,580.00	\$5,580.00	\$0.00
			1680	DEMO-13/27/15/64170/000/0020	Completed	CDBG	\$5,200.00	\$5,200.00	\$0.00
			1681	DEMO-13/27/15/64170/000/0050	Completed	CDBG	\$6,060.50	\$6,060.50	\$0.00
			1682	DEMO-13/27/15/64170/000/0090	Completed	CDBG	\$5,020.00	\$5,020.00	\$0.00
			1683	DEMO-13/27/15/64170/000/0110	Completed	CDBG	\$4,140.00	\$4,140.00	\$0.00
			1684	DEMO-13/27/15/64170/000/0100	Completed	CDBG	\$5,020.00	\$5,020.00	\$0.00
			1685	DEMO-1618 51ST ST S	Completed	CDBG	\$5,373.45	\$5,373.45	\$0.00
			1686	DEMO-129 E ORANGE ST	Completed	CDBG	\$4,938.32	\$4,938.32	\$0.00
			1688	DEMO-5844 150TH AVE N	Completed	CDBG	\$8,809.81	\$8,809.81	\$0.00
			1689	DEMO-12717 132ND AVE N	Completed	CDBG	\$8,726.75	\$8,726.75	\$0.00

U.S. Department of Housing and Urban Development
Office of Community Planning and Development
Integrated Disbursement and Information System
List of Activities By Program Year And Project
PINELLAS COUNTY,FL

DATE: 12-29-14
TIME: 12:25
PAGE: 51

Plan Year	IDIS Project	Project	IDIS Activity ID	Activity Name	Activity Status	Program	Funded Amount	Draw Amount	Balance
2003	19	DEMOLITION AND CLEARANCE	1702	DEMO - 4225 43RD AVE N	Completed	CDBG	\$3,539.21	\$3,539.21	\$0.00
			1707	DEMO - 4080 40TH STREET	Completed	CDBG	\$4,460.00	\$4,460.00	\$0.00
			1716	DEMO - 3891 52ND AVE	Completed	CDBG	\$4,344.47	\$4,344.47	\$0.00
			1742	DEMO - 424 LINCOLN AVE	Completed	CDBG	\$5,847.43	\$5,847.43	\$0.00
			1769	DEMO-214 E LIME	Completed	CDBG	\$4,423.00	\$4,423.00	\$0.00
			1791	DEMO - 2401 51ST AVE N	Completed	CDBG	\$4,272.00	\$4,272.00	\$0.00
			1792	DEMO - 3301 & 3297 64TH AVE	Completed	CDBG	\$6,692.70	\$6,692.70	\$0.00
			1793	DEMO - 220 E ORANGE ST.	Completed	CDBG	\$585.00	\$585.00	\$0.00
			1795	DEMO - 520 E LIME ST	Completed	CDBG	\$3,738.00	\$3,738.00	\$0.00
			1814	DEMO - 1478 GOODEN CROSSING	Completed	CDBG	\$3,681.87	\$3,681.87	\$0.00
			1828	DEMO - 13301 126TH	Canceled	CDBG	\$0.00	\$0.00	\$0.00
			1832	DEMO - 13301 126TH ST N	Completed	CDBG	\$2,520.00	\$2,520.00	\$0.00
		Project Total					\$159,455.60	\$159,455.60	\$0.00
	20	COMMERCIAL FACADE PROGRAM	1715	CFP - 108 4TH AVE	Completed	CDBG	\$3,000.00	\$3,000.00	\$0.00
			1722	CFP - 731-737 BROADWAY	Completed	CDBG	\$2,310.00	\$2,310.00	\$0.00
			1743	CFP - 100 E TARPON	Completed	CDBG	\$6,000.00	\$6,000.00	\$0.00
			1744	CFP - 7500 62ND WAY N	Completed	CDBG	\$1,901.50	\$1,901.50	\$0.00
			1794	CFP 101 8TH AVE N	Completed	CDBG	\$2,648.25	\$2,648.25	\$0.00
			1801	CFP - 201/203 N PINELLAS AVE	Completed	CDBG	\$6,000.00	\$6,000.00	\$0.00
		Project Total					\$21,859.75	\$21,859.75	\$0.00
	21	WIND TREE VILLAGE WALL PHASE 2	1800	WIND TREE WALL PHASE 2	Completed	CDBG	\$41,928.00	\$41,928.00	\$0.00
		Project Total					\$41,928.00	\$41,928.00	\$0.00
	22	POC CHORE SERVICES	1701	PINELLAS OPPORTUNITY COUNCIL-CHORE SVCS.	Completed	CDBG	\$20,000.00	\$20,000.00	\$0.00
		Project Total					\$20,000.00	\$20,000.00	\$0.00
	23	FAMILY RESOURCES YOUTH CRISIS CENTER	1670	FAMILY RESOURCES, INC. YOUTH SHELTER	Completed	CDBG	\$300,000.00	\$300,000.00	\$0.00
		Project Total					\$300,000.00	\$300,000.00	\$0.00
	24	MAJESTIC PARK WATERLINES	1767	MAJESTIC PARK WATERLINES & HYDRANTS	Completed	CDBG	\$44,919.50	\$44,919.50	\$0.00
		Project Total					\$44,919.50	\$44,919.50	\$0.00
	25	HIGH POINT YMCA ROOF	1789	HIGHPOINT YMCA FREE STANDING ROOF	Completed	CDBG	\$164,919.00	\$164,919.00	\$0.00
		Project Total					\$164,919.00	\$164,919.00	\$0.00
	26	RENTAL PROPERTY IMPROVEMENT PROGRAM	1691	RPI QUATTLEBAUM #6174	Completed	CDBG	\$15,000.00	\$15,000.00	\$0.00
			1692	RPI NEWMAN #6049	Completed	CDBG	\$3,850.00	\$3,850.00	\$0.00
			1693	RPI NEWMAN E. #6048	Completed	CDBG	\$4,650.00	\$4,650.00	\$0.00
			1694	RPI FRANKS #6165	Completed	CDBG	\$9,000.00	\$9,000.00	\$0.00
			1714	RPI - SHONEFELT - 6201	Completed	CDBG	\$22,000.00	\$22,000.00	\$0.00
			1723	RPI - POLIN - 6204	Completed	CDBG	\$3,200.00	\$3,200.00	\$0.00
			1763	RPI - SOMOGYI - #5869	Completed	CDBG	\$55,911.00	\$55,911.00	\$0.00
			1766	RPI - MCCABE - #6235	Completed	CDBG	\$7,800.00	\$7,800.00	\$0.00

U.S. Department of Housing and Urban Development
Office of Community Planning and Development
Integrated Disbursement and Information System
List of Activities By Program Year And Project
PINELLAS COUNTY,FL

DATE: 12-29-14
TIME: 12:25
PAGE: 52

Plan Year	IDIS Project	Project	IDIS Activity ID	Activity Name	Activity Status	Program	Funded Amount	Draw Amount	Balance
2003	26	RENTAL PROPERTY IMPROVEMENT PROGRAM	1770	RPI - CHIANG - #6253	Completed	CDBG	\$23,000.00	\$23,000.00	\$0.00
			1802	RPI - NUYTEN - #6272	Completed	CDBG	\$6,800.00	\$6,800.00	\$0.00
			1803	RPI - SHIU, HUA - #6263	Completed	CDBG	\$27,500.00	\$27,500.00	\$0.00
		Project Total					\$178,711.00	\$178,711.00	\$0.00
	27	GRA PAINT PROGRAM	1669	PAINT PROGRAMS	Completed	CDBG	\$26,035.07	\$26,035.07	\$0.00
							\$26,035.07	\$26,035.07	\$0.00
	28	GRA HOUSE NUMBERS	1662	GRA HOUSE NUMBER	Completed	CDBG	\$26,988.94	\$26,988.94	\$0.00
							\$26,988.94	\$26,988.94	\$0.00
	29	RENTAL HOUSING DEVELOPMENT	1772	RHD - ALTA LARGO #6238	Completed	HOME	\$1,000,000.00	\$1,000,000.00	\$0.00
			1898	RHD - CHAF - #6370	Completed	HOME	\$256,000.00	\$256,000.00	\$0.00
		Project Total					\$1,256,000.00	\$1,256,000.00	\$0.00
	30	LARGO SINGLE FAMILY REHABILITATION PROGRAM	1641	LARGO LEER #6031	Completed	HOME	\$72,366.56	\$72,366.56	\$0.00
			1724	LARGO - PRICE - #6185	Completed	HOME	\$10,835.85	\$10,835.85	\$0.00
			1731	LARGO - PADULA - #6209	Completed	HOME	\$29,636.20	\$29,636.20	\$0.00
			1782	LARGO - SNIPES - #6254	Completed	HOME	\$58,683.63	\$58,683.63	\$0.00
			1788	LARGO - CRUZ - #6288	Completed	HOME	\$36,386.15	\$36,386.15	\$0.00
		Project Total					\$207,908.39	\$207,908.39	\$0.00
	32	CASIL INDEPENDENT LIVING PROGRAM	1644	J. COMEY	Completed	HOME	\$2,750.00	\$2,750.00	\$0.00
			1660	TARPON PINES VILLAGE, LLC/DICANDILO	Completed	HOME	\$2,550.00	\$2,550.00	\$0.00
			1737	ILP - CRAWFORD - #6210	Completed	HOME	\$2,750.00	\$2,750.00	\$0.00
			1752	ILP - SNYDER - #6230	Completed	HOME	\$1,950.00	\$1,950.00	\$0.00
			1776	ILP - SCOTT - #6282	Completed	HOME	\$2,750.00	\$2,750.00	\$0.00
		Project Total					\$12,750.00	\$12,750.00	\$0.00
	33	LARGO DOWN PAYMENT ASSISTANCE PROGRAM	1729	LARGO DAL - WEIGAND - #6208	Completed	HOME	\$8,800.00	\$8,800.00	\$0.00
			1730	LARGO DAL - TRAN - #6154	Completed	HOME	\$10,000.00	\$10,000.00	\$0.00
			1734	LARGO DAL - POWELL - #6157	Completed	HOME	\$10,800.00	\$10,800.00	\$0.00
			1735	LARGO DAL - JADUS - #6156	Completed	HOME	\$10,800.00	\$10,800.00	\$0.00
			1736	LARGO DAL - MARKHAM - #6202	Completed	HOME	\$7,800.00	\$7,800.00	\$0.00
			1741	LARGO DAL - ADAMI - #6203	Completed	HOME	\$9,725.00	\$9,725.00	\$0.00
			1746	LARGO DAL - SANPHY - #6241	Completed	HOME	\$10,800.00	\$10,800.00	\$0.00
			1747	LARGO DAL - MARTIN - #6158	Completed	HOME	\$7,800.00	\$7,800.00	\$0.00
			1748	LARGO DAL - BABA-ALIQ - #6228	Completed	HOME	\$7,925.00	\$7,925.00	\$0.00
			1783	LARGO DAL - RIVERA - #6267	Completed	HOME	\$10,800.00	\$10,800.00	\$0.00
			1784	LARGO DAL - VARNEY - #6266	Completed	HOME	\$10,800.00	\$10,800.00	\$0.00
			1817	LAR DPA - HAAS - #6312	Completed	HOME	\$10,800.00	\$10,800.00	\$0.00
			1847	LAR DPA - HOOLSEMA - #6343	Completed	HOME	\$10,800.00	\$10,800.00	\$0.00
		Project Total					\$127,650.00	\$127,650.00	\$0.00
	34	HOMELESS EMERGENCY PROJECT OPERATIONS	1710	HOMELESS EMERGENCY PROJECT OPERATIONS	Completed	ESG	\$28,500.00	\$28,500.00	\$0.00

U.S. Department of Housing and Urban Development
Office of Community Planning and Development
Integrated Disbursement and Information System
List of Activities By Program Year And Project
PINELLAS COUNTY,FL

DATE: 12-29-14
TIME: 12:25
PAGE: 53

Plan Year	IDIS Project	Project	IDIS Activity ID	Activity Name	Activity Status	Program	Funded Amount	Draw Amount	Balance
2003	34	Project Total					\$28,500.00	\$28,500.00	\$0.00
	35	FAMILY RESOURCES TRANSITIONAL LIVING FACILITY	1712	FAM. RESOURCES RUNAWAY SHELTER OPERATION	Completed	ESG	\$15,000.00	\$15,000.00	\$0.00
		Project Total					\$15,000.00	\$15,000.00	\$0.00
	36	DAYCARE SCHOLARSHIPS FOR HOMELESS CHILDREN	1711	COMMUNITY PRIDE CHILD CARE CENTER	Completed	ESG	\$4,995.00	\$4,995.00	\$0.00
		Project Total					\$4,995.00	\$4,995.00	\$0.00
	37	MENTAL HEALTH SERVICES TO SHELTERED HOMELESS	1704	MOBILE MEDICAL TEAM	Completed	ESG	\$6,433.49	\$6,433.49	\$0.00
		Project Total					\$6,433.49	\$6,433.49	\$0.00
	38	RCS THE HAVEN	1706	RELIGIOUS COMMUNITY SERVICES - THE HAVEN	Completed	ESG	\$30,900.00	\$30,900.00	\$0.00
		Project Total					\$30,900.00	\$30,900.00	\$0.00
	39	CRIMINAL JUSTICE OUTREACH WORKER	1705	CRIMINAL JUSTICE OUTREACH WORKER	Completed	ESG	\$18,800.00	\$18,800.00	\$0.00
		Project Total					\$18,800.00	\$18,800.00	\$0.00
	40	CHIP SALARY AND OPERATIONS	1798	CHIP SALARY AND OPERATIONS	Completed	ESG	\$7,000.00	\$7,000.00	\$0.00
			1799	CHIP SALARY AND OPERATIONS	Completed	ESG	\$3,000.00	\$3,000.00	\$0.00
		Project Total					\$10,000.00	\$10,000.00	\$0.00
	41	ESG ADMINISTRATION	1717	ESG ADMINISTRATION	Completed	ESG	\$6,300.00	\$6,300.00	\$0.00
		Project Total					\$6,300.00	\$6,300.00	\$0.00
	42	HOME ADMINISTRATION	1643	ADMINISTRATION	Completed	HOME	\$290,456.06	\$290,456.06	\$0.00
		Project Total					\$290,456.06	\$290,456.06	\$0.00
	43	CDBG ADMINISTRATION	1642	CDBG ADMINISTRATION	Completed	CDBG	\$970,773.54	\$970,773.54	\$0.00
		Project Total					\$970,773.54	\$970,773.54	\$0.00
	44	TBCDC DOWN PAYMENT	1645	DAWN BARCLAY	Completed	HOME	\$6,600.00	\$6,600.00	\$0.00
			1646	CELESTE DUMONT	Completed	HOME	\$7,500.00	\$7,500.00	\$0.00
			1647	ELSA M. REYES	Completed	HOME	\$7,325.00	\$7,325.00	\$0.00
			1648	VARELA/AVANDA JORGE/LUZ	Completed	HOME	\$6,800.00	\$6,800.00	\$0.00
			1649	MARIANNE NIEVES	Completed	HOME	\$5,925.00	\$5,925.00	\$0.00
			1650	LISA SMITH	Completed	HOME	\$7,700.00	\$7,700.00	\$0.00
			1651	FELIX AND MIRIAM PEREZ	Completed	HOME	\$7,800.00	\$7,800.00	\$0.00
			1652	BARBARA WESTBROOK	Completed	HOME	\$7,275.00	\$7,275.00	\$0.00
			1653	OBRAD DJURIC	Completed	HOME	\$7,700.00	\$7,700.00	\$0.00
			1654	WILLIAM THOMAS	Completed	HOME	\$7,700.00	\$7,700.00	\$0.00
			1655	PAUL RAVER	Completed	HOME	\$7,700.00	\$7,700.00	\$0.00
			1656	DANIEL T. HUNTER	Completed	HOME	\$7,700.00	\$7,700.00	\$0.00
			1657	DOMINICK CRITELLI	Completed	HOME	\$7,700.00	\$7,700.00	\$0.00
			1658	ANGELINE DELLER	Completed	HOME	\$7,700.00	\$7,700.00	\$0.00
			1659	MARIN/RADOSTINA TODOROV/PAVLOVA	Completed	HOME	\$6,825.00	\$6,825.00	\$0.00
			1661	JAVIER PEREZ	Completed	HOME	\$6,900.00	\$6,900.00	\$0.00

U.S. Department of Housing and Urban Development
Office of Community Planning and Development
Integrated Disbursement and Information System
List of Activities By Program Year And Project
PINELLAS COUNTY,FL

DATE: 12-29-14
TIME: 12:25
PAGE: 54

Plan Year	IDIS Project	Project	IDIS Activity ID	Activity Name	Activity Status	Program	Funded Amount	Draw Amount	Balance
2003	44	TBCDC DOWN PAYMENT	1690	ARBEN & SELVIE BERBERI	Completed	HOME	\$7,800.00	\$7,800.00	\$0.00
			1699	JANINE CORRIGAN #6200	Completed	HOME	\$7,700.00	\$7,700.00	\$0.00
			1719	DAL - VUJICIC - #6213	Completed	HOME	\$7,425.00	\$7,425.00	\$0.00
			1725	DAL - BOLEY - #6215	Completed	HOME	\$7,125.00	\$7,125.00	\$0.00
			1726	DAL - GARCIA - #6212	Completed	HOME	\$7,700.00	\$7,700.00	\$0.00
			1727	DAL - TALNER - #6217	Completed	HOME	\$7,700.00	\$7,700.00	\$0.00
			1728	DAL - MORRIS - #6214	Completed	HOME	\$7,700.00	\$7,700.00	\$0.00
			1732	DAL - TURNER - #6218	Completed	HOME	\$7,700.00	\$7,700.00	\$0.00
			1733	DAL - CATINO - #6218	Completed	HOME	\$7,700.00	\$7,700.00	\$0.00
			1739	DAL - GLAVONJIC - #6224	Completed	HOME	\$7,700.00	\$7,700.00	\$0.00
			1740	DAL - BARNES - #6279	Completed	HOME	\$7,380.00	\$7,380.00	\$0.00
			1745	DAL - SMALLING - #6232	Completed	HOME	\$7,700.00	\$7,700.00	\$0.00
			1749	DAL - MILOSEVIC - #6234	Completed	HOME	\$7,700.00	\$7,700.00	\$0.00
			1750	DAL - HARRIS - #6231	Completed	HOME	\$7,575.00	\$7,575.00	\$0.00
			1751	DAL - POLJAC - #6220	Completed	HOME	\$7,560.00	\$7,560.00	\$0.00
			1754	DAL - WATSON - #6243	Completed	HOME	\$5,050.00	\$5,050.00	\$0.00
			1755	DAL - MORALES - #6244	Completed	HOME	\$7,700.00	\$7,700.00	\$0.00
			1756	DAL - TIZNADO - #6247	Completed	HOME	\$7,700.00	\$7,700.00	\$0.00
			1757	DAL - RUIZ - #6248	Completed	HOME	\$6,900.00	\$6,900.00	\$0.00
			1758	DAL - SANDY - #6249	Completed	HOME	\$7,800.00	\$7,800.00	\$0.00
			1759	DAL - GEARY - #6250	Completed	HOME	\$7,700.00	\$7,700.00	\$0.00
			1760	DAL - HESSE - #6251	Completed	HOME	\$7,700.00	\$7,700.00	\$0.00
			1761	DAL - JORDAN - #6252	Completed	HOME	\$6,575.00	\$6,575.00	\$0.00
			1768	DAL - QUEZON - #6259	Completed	HOME	\$6,809.73	\$6,809.73	\$0.00
			1774	DAL-KOCSES-#6242	Completed	HOME	\$7,800.00	\$7,800.00	\$0.00
			1775	DAL - FLORES - #6278	Completed	HOME	\$7,700.00	\$7,700.00	\$0.00
			1777	DAL - MCMILLEN/BATES - #6273	Completed	HOME	\$7,700.00	\$7,700.00	\$0.00
			1778	DAL - BENJAMIN - #6261	Completed	HOME	\$7,700.00	\$7,700.00	\$0.00
			1779	DAL - WILSON - #6268	Completed	HOME	\$7,250.00	\$7,250.00	\$0.00
			1780	DAL - GALLEGO - #6271	Completed	HOME	\$5,975.00	\$5,975.00	\$0.00
			1781	DAL - RAMIREZ - #6274	Completed	HOME	\$6,325.00	\$6,325.00	\$0.00
			1785	DAL - SARMIENTO - #6281	Completed	HOME	\$7,700.00	\$7,700.00	\$0.00
			1787	DAL - LINDO - #6286	Completed	HOME	\$5,900.00	\$5,900.00	\$0.00
			1804	DAL - GAETZ - #6302	Completed	HOME	\$7,700.00	\$7,700.00	\$0.00
			1805	DAL - NIKOLOV - #6304	Completed	HOME	\$7,700.00	\$7,700.00	\$0.00
			1806	DAL - ROGERS - #6291	Completed	HOME	\$7,700.00	\$7,700.00	\$0.00
			1807	DAL - NIEVES - #6289	Completed	HOME	\$7,200.00	\$7,200.00	\$0.00
			1808	DAL - LOYND - #6290	Completed	HOME	\$7,700.00	\$7,700.00	\$0.00
Project Total							\$396,999.73	\$396,999.73	\$0.00

U.S. Department of Housing and Urban Development
Office of Community Planning and Development
Integrated Disbursement and Information System
List of Activities By Program Year And Project
PINELLAS COUNTY,FL

DATE: 12-29-14
TIME: 12:25
PAGE: 56

Plan Year	IDIS Project	Project	IDIS Activity ID	Activity Name	Activity Status	Program	Funded Amount	Draw Amount	Balance
2004	12	Project Total					\$60,252.67	\$60,252.67	\$0.00
	13	HEP KITCHEN AND DINING FACILITY CONSTRUCTION	1985	HEP KITCHEN & DINING FACILITY	Completed	CDBG	\$450,000.00	\$450,000.00	\$0.00
		Project Total					\$450,000.00	\$450,000.00	\$0.00
	14	VAN GOGH'S PALLETTE - VINCENT HOUSE ACQUISITION	1813	VINCENT HOUSE ACQUISITION	Completed	CDBG	\$300,000.00	\$300,000.00	\$0.00
		Project Total					\$300,000.00	\$300,000.00	\$0.00
	15	WATSON CENTER BUILDING REHABILITATION	1833	WATSON CENTER REHAB	Completed	CDBG	\$33,251.00	\$33,251.00	\$0.00
		Project Total					\$33,251.00	\$33,251.00	\$0.00
	16	RCS FOOD PANTRY RENOVATION	1903	RCS FOOD PANTRY RENOVATIONS	Completed	CDBG	\$250,000.00	\$250,000.00	\$0.00
		Project Total					\$250,000.00	\$250,000.00	\$0.00
	17	OZONA VILLAGE IMPROVEMENT SOCIETY - HALL RESTORATION	1818	OZONA VILLAGE HALL RESTORATION	Completed	CDBG	\$141,989.00	\$141,989.00	\$0.00
		Project Total					\$141,989.00	\$141,989.00	\$0.00
	18	POC - CHORE SERVICES	1823	POC - CHORE SERVICES	Completed	CDBG	\$30,000.00	\$30,000.00	\$0.00
		Project Total					\$30,000.00	\$30,000.00	\$0.00
	19	TSHA - COPS AND KIDS PROGRAM	1904	TSHA COPS AND KIDS PROGRAM	Completed	CDBG	\$38,691.00	\$38,691.00	\$0.00
		Project Total					\$38,691.00	\$38,691.00	\$0.00
	20	CLEARANCE AND DEMOLITION	1821	DEMO - 4365 54TH AVE N	Completed	CDBG	\$6,335.50	\$6,335.50	\$0.00
			1825	DEMO - CD HIGHPOINT LOT	Completed	CDBG	\$2,240.00	\$2,240.00	\$0.00
			1830	DEMO - 645 E TARPON AVE	Completed	CDBG	\$4,352.50	\$4,352.50	\$0.00
			1831	DEMO - 637 E TARPON AVE	Completed	CDBG	\$3,892.25	\$3,892.25	\$0.00
			1835	DEMO - 15048 VERONA AVE	Completed	CDBG	\$575.00	\$575.00	\$0.00
			1836	DEMO - 949 R HIGHLAND	Completed	CDBG	\$5,189.63	\$5,189.63	\$0.00
			1846	DEMO - 3931 54TH AVE N	Completed	CDBG	\$3,512.25	\$3,512.25	\$0.00
			1870	DEMO - 12867 126TH ST	Completed	CDBG	\$4,556.25	\$4,556.25	\$0.00
			1889	DEMO - 418 E OAKWOOD	Completed	CDBG	\$4,465.42	\$4,465.42	\$0.00
			1917	DEMO - 523 E OAKWOOD	Completed	CDBG	\$3,529.12	\$3,529.12	\$0.00
			1921	DEMO - 219 RING AVE	Completed	CDBG	\$4,183.90	\$4,183.90	\$0.00
			1925	DEMO - 2517 48TH AVE	Completed	CDBG	\$5,320.95	\$5,320.95	\$0.00
			1926	DEMO - 4832 38TH ST N	Completed	CDBG	\$3,961.88	\$3,961.88	\$0.00
			1930	DEMO - 4908 37 ST	Completed	CDBG	\$6,872.52	\$6,872.52	\$0.00
		Project Total					\$58,987.17	\$58,987.17	\$0.00
	21	RENTAL HOUSING DEVELOPMENT	1902	RHD - PALMETTO PARK - 36383	Completed	HOME	\$900,000.00	\$900,000.00	\$0.00
		Project Total					\$900,000.00	\$900,000.00	\$0.00
	24	LARGO SINGLE FAMILY REHAB	1840	LSFR - TIPPIT - #6334	Completed	HOME	\$42,660.06	\$42,660.06	\$0.00
			1841	LSFR - MCROBERTS - #6333	Completed	HOME	\$61,136.63	\$61,136.63	\$0.00
			1848	LSFR - ERIKSON - #6341	Completed	HOME	\$62,723.61	\$62,723.61	\$0.00
			1857	LSFR - MCPHERSON - #6353	Completed	HOME	\$49,330.95	\$49,330.95	\$0.00

U.S. Department of Housing and Urban Development
Office of Community Planning and Development
Integrated Disbursement and Information System
List of Activities By Program Year And Project
PINELLAS COUNTY,FL

DATE: 12-29-14
TIME: 12:25
PAGE: 57

Plan Year	IDIS Project	Project	IDIS Activity ID	Activity Name	Activity Status	Program	Funded Amount	Draw Amount	Balance
2004	24	LARGO SINGLE FAMILY REHAB	1866	LSFR - THIBODEAU - #6368	Completed	HOME	\$15,171.55	\$15,171.55	\$0.00
			1867	LSFR - JACKSON - #6369	Completed	HOME	\$37,281.63	\$37,281.63	\$0.00
			1868	LSFR - NELSON - #6376	Completed	HOME	\$49,353.30	\$49,353.30	\$0.00
			1869	LSFR - MARVEL - #6375	Completed	HOME	\$55,905.23	\$55,905.23	\$0.00
			1897	LSFR - NELLIS - #6412	Completed	HOME	\$103,265.59	\$103,265.59	\$0.00
			1900	LSFR - MAVRAKOS - #6414	Completed	HOME	\$29,429.58	\$29,429.58	\$0.00
			1956	LSFR - HICKS - #6429	Completed	HOME	\$11,762.37	\$11,762.37	\$0.00
			1959	LSFR - COFFIN - #6466	Completed	HOME	\$65,541.20	\$65,541.20	\$0.00
			1961	LSFR - TAYLOR - #6469	Completed	HOME	\$18,925.15	\$18,925.15	\$0.00
			1963	LSFR - GAUTHIER - #6479	Completed	HOME	\$54,631.13	\$54,631.13	\$0.00
			1964	LSFR - ADEMA - #6478	Completed	HOME	\$22,091.78	\$22,091.78	\$0.00
			1967	LSFR - MOELLER - #6499	Completed	HOME	\$48,236.63	\$48,236.63	\$0.00
		Project Total					\$727,446.39	\$727,446.39	\$0.00
	25	RENTAL PROPERTY IMPROVEMENT	1820	RPI - PKC PROP INVEST - #6284	Completed	CDBG	\$6,250.00	\$6,250.00	\$0.00
			1822	RPI - STANG - #6283	Completed	CDBG	\$18,000.00	\$18,000.00	\$0.00
			1829	RPI - QUATTLEBAUM - #6306	Completed	CDBG	\$16,500.00	\$16,500.00	\$0.00
			1852	RPI - LANCIOTTI - #6345	Completed	CDBG	\$13,113.00	\$13,113.00	\$0.00
			1861	RPI - LORRLIS - #6349	Completed	CDBG	\$16,000.00	\$16,000.00	\$0.00
			1874	RPI - SAUER - #6360	Completed	CDBG	\$25,500.00	\$25,500.00	\$0.00
			1877	RPI - GOMEZ - #6307	Completed	CDBG	\$8,800.00	\$8,800.00	\$0.00
			1878	RPI - GOMEZ - #6308	Completed	CDBG	\$11,200.00	\$11,200.00	\$0.00
			1885	RPI - CRAVEN - #6386	Completed	CDBG	\$3,500.00	\$3,500.00	\$0.00
			1905	RPI - HEABERLIN - #6402	Completed	CDBG	\$24,000.00	\$24,000.00	\$0.00
			1906	RPI - HEABERLIN - #6401	Completed	CDBG	\$24,000.00	\$24,000.00	\$0.00
		Project Total					\$166,863.00	\$166,863.00	\$0.00
	26	DOWN PAYMENT ASSISTANCE	1842	DAL - TORRES - #6311	Completed	HOME	\$7,800.00	\$7,800.00	\$0.00
			1843	DAL - WATERTON - #6335	Completed	HOME	\$7,800.00	\$7,800.00	\$0.00
			1844	DAL - MARTINEZ - #6326	Completed	HOME	\$10,800.00	\$10,800.00	\$0.00
			1845	DAL - BRIANNE - #6331	Completed	HOME	\$10,800.00	\$10,800.00	\$0.00
			1849	DAL - WHITEHORSE - #6342	Completed	HOME	\$10,135.00	\$10,135.00	\$0.00
			1854	CNHS DAL - MCDERMITT - #6350	Completed	HOME	\$10,800.00	\$10,800.00	\$0.00
			1855	DAL - SARMIENTO - #6355	Completed	HOME	\$10,800.00	\$10,800.00	\$0.00
			1856	DAL - OBSTACULO - #6361	Completed	HOME	\$10,800.00	\$10,800.00	\$0.00
			1859	DAL - ZAHIROVIC	Completed	HOME	\$8,675.00	\$8,675.00	\$0.00
			1860	DAL - PEDERSEN - #6364	Completed	HOME	\$10,800.00	\$10,800.00	\$0.00
			1863	CNHS DAL - MENYHERT - #6367	Completed	HOME	\$10,000.00	\$10,000.00	\$0.00
			1864	CNHS DAL - BURK - #6379	Completed	HOME	\$10,800.00	\$10,800.00	\$0.00
			1865	DAL - ORE - #6380	Completed	HOME	\$10,800.00	\$10,800.00	\$0.00
			1872	DAL - FRANGIPANE - #6384	Completed	HOME	\$10,575.00	\$10,575.00	\$0.00

U.S. Department of Housing and Urban Development
Office of Community Planning and Development
Integrated Disbursement and Information System
List of Activities By Program Year And Project
PINELLAS COUNTY,FL

DATE: 12-29-14
TIME: 12:25
PAGE: 58

Plan Year	IDIS Project	Project	IDIS Activity ID	Activity Name	Activity Status	Program	Funded Amount	Draw Amount	Balance
2004	26	DOWN PAYMENT ASSISTANCE	1873	DAL - JOYNER - #6390	Completed	HOME	\$10,000.00	\$10,000.00	\$0.00
			1881	DAL - HRVACEVIC - #6398	Completed	HOME	\$10,000.00	\$10,000.00	\$0.00
			1887	CNHS DAL - BROWN - #6411	Completed	HOME	\$10,800.00	\$10,800.00	\$0.00
			1888	CNHS DAL - CABRERA - #6410	Completed	HOME	\$10,800.00	\$10,800.00	\$0.00
			1893	DAL - WILLIS - #6416	Completed	HOME	\$10,000.00	\$10,000.00	\$0.00
			1894	DAL PS - MOLA - #6421	Completed	HOME	\$10,000.00	\$10,000.00	\$0.00
			1895	DAL PS - BROWN - #6428	Completed	HOME	\$10,000.00	\$10,000.00	\$0.00
			1896	TBCDC DAL - BUSH - #6417	Completed	HOME	\$10,800.00	\$10,800.00	\$0.00
			1907	DAL PS - JOHNSON - #6432	Completed	HOME	\$10,000.00	\$10,000.00	\$0.00
			1908	DAL PS - KREPINEVICH - #6430	Completed	HOME	\$10,000.00	\$10,000.00	\$0.00
			1909	DAL PS - TRIMBLE - #64348	Completed	HOME	\$10,000.00	\$10,000.00	\$0.00
			1910	DAL PS - RICE - #6434	Completed	HOME	\$10,000.00	\$10,000.00	\$0.00
			1911	DAL PS - SUTLIFF - #6437	Completed	HOME	\$10,000.00	\$10,000.00	\$0.00
			1912	DAL PS - SADIENZA - #6436	Completed	HOME	\$10,000.00	\$10,000.00	\$0.00
			1913	DAL PS - STUMPF - #6441	Completed	HOME	\$10,000.00	\$10,000.00	\$0.00
			1914	DAL PS - ALLEN - #6439	Completed	HOME	\$10,000.00	\$10,000.00	\$0.00
			1915	DAL PS - RODGERS - #6431	Completed	HOME	\$10,000.00	\$10,000.00	\$0.00
			1916	Unknown	Canceled	CDBG	\$0.00	\$0.00	\$0.00
			1945	DAL PS - GAILEY - #6440	Completed	HOME	\$10,000.00	\$10,000.00	\$0.00
			1946	DAL PS - JENKINS - #6435	Completed	HOME	\$10,000.00	\$10,000.00	\$0.00
			1947	DAL PS - PEDERSEN - #6427	Completed	HOME	\$10,000.00	\$10,000.00	\$0.00
			1948	DAL PS - EICH - #6445	Completed	HOME	\$10,000.00	\$10,000.00	\$0.00
			1949	DAL PS - JALLAND - #6444	Completed	HOME	\$10,000.00	\$10,000.00	\$0.00
			1950	CNHS DAL - TAYLOR - #6446	Completed	HOME	\$10,800.00	\$10,800.00	\$0.00
			1951	CNHS DAL - MYERS - #6423	Completed	HOME	\$10,800.00	\$10,800.00	\$0.00
			1952	TBCDC DAL - GIVENS - #6397	Completed	HOME	\$9,440.00	\$9,440.00	\$0.00
			1953	TBCDC DAL - FOLBERTH - #6443	Completed	HOME	\$10,350.00	\$10,350.00	\$0.00
			1954	TBCDC DAL - PARKER - #6448	Completed	HOME	\$10,800.00	\$10,800.00	\$0.00
		Project Total					\$415,975.00	\$415,975.00	\$0.00
	27	LARGO DOWN PAYMENT ASSISTANCE	1899	LARGO DAL - SMITH - #6413	Completed	HOME	\$10,800.00	\$10,800.00	\$0.00
			1968	LDAL - D'ARISTOTILE - #6495	Completed	HOME	\$10,000.00	\$10,000.00	\$0.00
			1969	LDAL - MOORE - #6496	Completed	HOME	\$25,800.00	\$25,800.00	\$0.00
		Project Total					\$46,600.00	\$46,600.00	\$0.00
	29	RELIGIOUS COMMUNITY SERVICES - THE HAVEN OPERATING	1837	RCS - THE HAVEN OPERATIONS	Completed	ESG	\$30,678.51	\$30,678.51	\$0.00
		Project Total					\$30,678.51	\$30,678.51	\$0.00
	30	CLEARWATER HOMELESS INTERVENTION PROJECT - OPERATIONS	1838	CHIP OPERATING FUNDS	Completed	ESG	\$25,000.00	\$25,000.00	\$0.00
		Project Total					\$25,000.00	\$25,000.00	\$0.00

U.S. Department of Housing and Urban Development
Office of Community Planning and Development
Integrated Disbursement and Information System
List of Activities By Program Year And Project
PINELLAS COUNTY,FL

Plan Year	IDIS Project	Project	IDIS Activity ID	Activity Name	Activity Status	Program	Funded Amount	Draw Amount	Balance
2004	31	SUNCOAST CENTER FOR COMMUNITY MENTAL HEALTH - SERVICES	1853	SCCMH SERVICES	Completed	ESG	\$14,524.00	\$14,524.00	\$0.00
		Project Total					\$14,524.00	\$14,524.00	\$0.00
	32	FAMILY RESOURCES YOUTH CRISIS SHELTER - OPERATIONS	1862	FAMILY RESOURCES YOUTH CRISIS CENTER OPS	Completed	ESG	\$25,000.00	\$25,000.00	\$0.00
		Project Total					\$25,000.00	\$25,000.00	\$0.00
	33	HOMELESS EMERGENCY PROJECT - OPERATIONS	1839	HOMELESS EMERGENCY PROJECT OPERATIONS	Completed	ESG	\$37,254.00	\$37,254.00	\$0.00
		Project Total					\$37,254.00	\$37,254.00	\$0.00
	34	CDBG ADMINISTRATION	1809	CDBG ADMINISTRATION	Completed	CDBG	\$881,576.52	\$881,576.52	\$0.00
		Project Total					\$881,576.52	\$881,576.52	\$0.00
	35	HOME ADMINISTRATION	1811	HOME ADMINISTRATION	Completed	HOME	\$269,000.78	\$269,000.78	\$0.00
		Project Total					\$269,000.78	\$269,000.78	\$0.00
	36	ESG ADMINISTRATION	1816	ESG PROGRAM ADMINISTRATION	Completed	ESG	\$6,983.00	\$6,983.00	\$0.00
		Project Total					\$6,983.00	\$6,983.00	\$0.00
	37	CASIL INDEPENDENT LIVING PROGRAM	1826	ILP - CICH - #6323	Completed	HOME	\$3,800.00	\$3,800.00	\$0.00
			1827	ILP - ATKINSON - #6315	Completed	HOME	\$3,800.00	\$3,800.00	\$0.00
			1858	ILP - NOONAN - #6365	Completed	HOME	\$3,800.00	\$3,800.00	\$0.00
			1880	ILP - D'AMBROSIO - #6388	Completed	HOME	\$3,800.00	\$3,800.00	\$0.00
			1882	ILP - TURNER - #6399	Completed	HOME	\$3,800.00	\$3,800.00	\$0.00
			1901	ILP - JUDY - #6419	Completed	HOME	\$3,800.00	\$3,800.00	\$0.00
		Project Total					\$22,800.00	\$22,800.00	\$0.00
	38	HISTORIC PRESERVATION PROJECTS	1851	HISTORIC PRESERVATION PROJECTS	Completed	CDBG	\$10,000.00	\$10,000.00	\$0.00
		Project Total					\$10,000.00	\$10,000.00	\$0.00
	39	FRIENDS OF RIDGECREST ROOF REPAIR	1871	FRIENDS OF RIDGECREST ROOF REPAIR	Completed	CDBG	\$850.00	\$850.00	\$0.00
			1891	FRIENDS OF RIDGECREST ROOF REPAIR	Completed	CDBG	\$1,999.00	\$1,999.00	\$0.00
		Project Total					\$2,849.00	\$2,849.00	\$0.00
	42	CATHOLIC CHARITIES HURRICANE KATRINA	1919	CATHOLIC CHARITIES HURRICANE KATRINA	Completed	CDBG	\$100,000.00	\$100,000.00	\$0.00
		Project Total					\$100,000.00	\$100,000.00	\$0.00
	43	HOMELESS EMERGENCY PROJECT HURRICANE KATRINA	1939	HEP HURRICANE KATRINA ASSISTANCE	Completed	CDBG	\$2,635.00	\$2,635.00	\$0.00
			1984	HEP HURRICANE KATRINA	Completed	CDBG	\$19,138.79	\$19,138.79	\$0.00
		Project Total					\$21,773.79	\$21,773.79	\$0.00
	44	HIGH POINT FAMILY CENTER DESIGN	1932	HIGH POINT FAMILY CENTER DESIGN	Completed	CDBG	\$48,685.00	\$48,685.00	\$0.00
		Project Total					\$48,685.00	\$48,685.00	\$0.00
						CDBG	\$4,102,248.43	\$4,102,248.43	\$0.00
		Program Total				ESG	\$139,439.51	\$139,439.51	\$0.00
						HOME	\$2,381,822.17	\$2,381,822.17	\$0.00
		2004 Total					\$6,623,510.11	\$6,623,510.11	\$0.00

U.S. Department of Housing and Urban Development
Office of Community Planning and Development
Integrated Disbursement and Information System
List of Activities By Program Year And Project
PINELLAS COUNTY,FL

DATE: 12-29-14
TIME: 12:25
PAGE: 60

Plan Year	IDIS Project	Project	IDIS Activity ID	Activity Name	Activity Status	Program	Funded Amount	Draw Amount	Balance
2005	2	GREATER RIDGECREST AREA NEIGHBORHOOD CLEANUP	1974	GREATER RIDGECREST NEIGHBORHOOD CLEANUP	Completed	CDBG	\$10,414.97	\$10,414.97	\$0.00
		Project Total					\$10,414.97	\$10,414.97	\$0.00
	3	GREATER RIDGECREST AREA PAINT PROGRAM	1927	GRA PAINT PROGRAM	Completed	CDBG	\$4,644.81	\$4,644.81	\$0.00
		Project Total					\$4,644.81	\$4,644.81	\$0.00
	4	YMCA OPERATIONS GREATER RIDGECREST BRANCH	1928	YMCA OPERATIONS GRA BRANCH	Completed	CDBG	\$318,512.00	\$318,512.00	\$0.00
		Project Total					\$318,512.00	\$318,512.00	\$0.00
	5	LEALMAN CLEAN-UP	1972	LEALMAN NEIGHBORHOOD CLEANUP	Completed	CDBG	\$29,804.85	\$29,804.85	\$0.00
		Project Total					\$29,804.85	\$29,804.85	\$0.00
	6	LEALMAN FAMILY CENTER NEWSLETTER	1938	LEALMAN FAMILY CENTER NEWSLETTER	Completed	CDBG	\$9,692.09	\$9,692.09	\$0.00
		Project Total					\$9,692.09	\$9,692.09	\$0.00
	7	LEALMAN PARK IMPROVEMENTS	1975	LEALMAN PARK IMPROVEMENTS	Completed	CDBG	\$579,000.00	\$579,000.00	\$0.00
		Project Total					\$579,000.00	\$579,000.00	\$0.00
	8	HIGH POINT COMMUNITY PRIDE FENCE	1940	HIGH POINT COMMUNITY PRIDE FENCE	Completed	CDBG	\$7,192.00	\$7,192.00	\$0.00
		Project Total					\$7,192.00	\$7,192.00	\$0.00
	9	YMCA HIGH POINT BRANCH REHABILITATION	1937	YMCA HIGH POINT BRANCH REHABILITATION	Completed	CDBG	\$99,250.00	\$99,250.00	\$0.00
		Project Total					\$99,250.00	\$99,250.00	\$0.00
	10	CITY OF DUNEDIN STREETSCAPE	2085	CITY OF DUNEDIN STREETSCAPE	Completed	CDBG	\$72,060.68	\$72,060.68	\$0.00
		Project Total					\$72,060.68	\$72,060.68	\$0.00
	11	GULFPORT 49TH STREET STREETSCAPE	2074	GULFPORT 49TH STREET STREETSCAPE	Completed	CDBG	\$300,000.00	\$300,000.00	\$0.00
		Project Total					\$300,000.00	\$300,000.00	\$0.00
	12	OLDSMAR STREETSCAPE	2079	OLDSMAR STREETSCAPE	Completed	CDBG	\$200,000.00	\$200,000.00	\$0.00
		Project Total					\$200,000.00	\$200,000.00	\$0.00
	13	CITY OF PINELLAS PARK STREETSCAPE	2011	CITY OF PINELLAS PARK STREETSCAPE	Completed	CDBG	\$79,237.53	\$79,237.53	\$0.00
		Project Total					\$79,237.53	\$79,237.53	\$0.00
	14	CITY OF SAFETY HARBOR STREETSCAPE	1995	CITY OF SAFETY HARBOR STREETSCAPE	Completed	CDBG	\$75,000.00	\$75,000.00	\$0.00
		Project Total					\$75,000.00	\$75,000.00	\$0.00
	16	PEMHS REHABILITATION	1983	PEMHS REHABILITATION	Completed	CDBG	\$17,135.00	\$17,135.00	\$0.00
		Project Total					\$17,135.00	\$17,135.00	\$0.00
	17	HOMELESS EMERGENCY PROJECT REHABILITATION	1934	HOMELESS EMERGENCY PROJECT REHAB	Completed	ESG	\$75,000.00	\$75,000.00	\$0.00
		Project Total					\$75,000.00	\$75,000.00	\$0.00
	19	DEMOLITION AND CLEARANCE	1936	DEMO - 12518 ORANGE STREET	Completed	CDBG	\$4,794.50	\$4,794.50	\$0.00
			1943	DEMO - 19125 WHISPERING PINES DR	Completed	CDBG	\$700.00	\$700.00	\$0.00
			1944	DEMO - 520 LINCOLN AVE	Completed	CDBG	\$7,000.00	\$7,000.00	\$0.00
			1970	DEMO - 1249 22ND TERR	Completed	CDBG	\$2,982.00	\$2,982.00	\$0.00
			1971	DEMO - 414 GRANT	Completed	CDBG	\$5,380.73	\$5,380.73	\$0.00

U.S. Department of Housing and Urban Development
Office of Community Planning and Development
Integrated Disbursement and Information System
List of Activities By Program Year And Project
PINELLAS COUNTY,FL

DATE: 12-29-14
TIME: 12:25
PAGE: 61

Plan Year	IDIS Project	Project	IDIS Activity ID	Activity Name	Activity Status	Program	Funded Amount	Draw Amount	Balance
2005	19	DEMOLITION AND CLEARANCE	1973	DEMO - 4455 46TH ST	Completed	CDBG	\$4,737.08	\$4,737.08	\$0.00
			1978	DEMO - 1317 GOODEN CROSSING	Completed	CDBG	\$7,230.20	\$7,230.20	\$0.00
			1979	DEMO - 4317 57TH AVE	Completed	CDBG	\$3,970.05	\$3,970.05	\$0.00
			1986	DEMO - 7064 33RD ST N	Completed	CDBG	\$4,120.20	\$4,120.20	\$0.00
			1987	DEMO - 3837 44TH AVE N	Completed	CDBG	\$2,409.75	\$2,409.75	\$0.00
			1993	DEMO - 12599 128TH AVE	Completed	CDBG	\$3,806.59	\$3,806.59	\$0.00
			1994	DEMO - 5995 72ND AVE N	Completed	CDBG	\$7,077.00	\$7,077.00	\$0.00
			2003	DEMO - 7102 52ND WAY N	Completed	CDBG	\$5,143.76	\$5,143.76	\$0.00
			2013	DEMO - 5609 35TH WAY N	Completed	CDBG	\$5,802.68	\$5,802.68	\$0.00
		Project Total					\$65,154.54	\$65,154.54	\$0.00
	20	POC - CHORE SERVICES	1935	POC - CHORE SERVICES	Completed	CDBG	\$30,000.00	\$30,000.00	\$0.00
							\$30,000.00	\$30,000.00	\$0.00
	21	HOMELESS EMERGENCY PROJECT OPERATIONS	1977	HOMELESS EMERGENCY PROJECT OPERATIONS	Completed	ESG	\$33,572.00	\$33,572.00	\$0.00
							\$33,572.00	\$33,572.00	\$0.00
	22	CLEARWATER HOMLEESS INTERVENTION PROJECT OPERATIONS	1976	CHIP OPERATING	Completed	ESG	\$25,000.00	\$25,000.00	\$0.00
							\$25,000.00	\$25,000.00	\$0.00
	23	RENTAL PROPERTY IMPROVEMENT	1920	RPI - VALE - #6433	Completed	CDBG	\$3,000.00	\$3,000.00	\$0.00
			1924	RPI - FRIEDEL - #6453	Completed	CDBG	\$8,800.00	\$8,800.00	\$0.00
			1929	RPI - PADGITT - #6465	Completed	CDBG	\$13,000.00	\$13,000.00	\$0.00
			1941	RPI - FEDERAL HOMES - #6491	Completed	CDBG	\$24,000.00	\$24,000.00	\$0.00
			1942	RPI - FEDERAL HOMES - #6488	Completed	CDBG	\$24,000.00	\$24,000.00	\$0.00
		Project Total					\$72,800.00	\$72,800.00	\$0.00
	24	LARGO SINGLE FAMILY REHAB	1989	LSFR - ACKER - #6502	Completed	HOME	\$20,502.51	\$20,502.51	\$0.00
			2010	LSFR - SWIFT - 6583	Completed	HOME	\$146,828.64	\$146,828.64	\$0.00
			2025	LSFR - JOHNSON - #6610	Completed	HOME	\$132,588.63	\$132,588.63	\$0.00
			2029	LSFR - DAYS - #6634	Completed	HOME	\$43,971.96	\$43,971.96	\$0.00
			2030	LSFR - CLARK - #6636	Completed	HOME	\$19,495.81	\$19,495.81	\$0.00
			2036	LSFR - CRITCHLOW - #6635	Completed	HOME	\$60,884.58	\$60,884.58	\$0.00
		Project Total					\$424,272.13	\$424,272.13	\$0.00
	25	RENTAL HOUSING DEVELOPMENT	1966	RHD - GROVE PARK - #6381	Completed	HOME	\$686,848.42	\$686,848.42	\$0.00
			1980	RHD-HIGHLANDER VILLAGE/SHADY GROVE #6510	Completed	CDBG	\$350,000.00	\$350,000.00	\$0.00
						HOME	\$0.00	\$0.00	\$0.00
			1981	RHD - UPARC - #6509	Completed	CDBG	\$450,000.00	\$450,000.00	\$0.00
			1991	BOLEY CENTER - SAFE HAVEN	Completed	HOME	\$325,000.00	\$325,000.00	\$0.00
			2037	RHD - BOLEY SAFE HAVEN - #	Completed	HOME	\$2,135,880.00	\$2,135,880.00	\$0.00
			2370	OHD - Shady Grove	Completed	HOME	\$643,860.41	\$643,860.41	\$0.00
		Project Total					\$4,591,588.83	\$4,591,588.83	\$0.00

U.S. Department of Housing and Urban Development
Office of Community Planning and Development
Integrated Disbursement and Information System
List of Activities By Program Year And Project
PINELLAS COUNTY,FL

DATE: 12-29-14
TIME: 12:25
PAGE: 62

Plan Year	IDIS Project	Project	IDIS Activity ID	Activity Name	Activity Status	Program	Funded Amount	Draw Amount	Balance
2005	26	HOMEOWNER REHABILITATION	1957	LIL - RODRIGUEZ - #6461	Completed	HOME	\$18,812.49	\$18,812.49	\$0.00
			1962	ILP - MCGRATH - 36484	Completed	HOME	\$3,800.00	\$3,800.00	\$0.00
			1990	FORECLOSURE ACTIVITY - RALLS #6206	Open	HOME	\$62,320.89	\$57,296.35	\$5,024.54
			1997	ILP - IACONO - #653	Completed	HOME	\$3,800.00	\$3,800.00	\$0.00
		Project Total					\$88,733.38	\$83,708.84	\$5,024.54
	28	HOMELESS EMERGENCY PROJECT SUPPORTIVE HOUSING CONSTRUCTION	1982	HEP SUPPORTIVE HOUSING CONSTRUCTION	Completed	CDBG	\$100,000.00	\$100,000.00	\$0.00
							\$100,000.00	\$100,000.00	\$0.00
	29	UPARC ACQUISITION	1933	UPARC ACQUISITION - CDBG	Completed	CDBG	\$124,263.00	\$124,263.00	\$0.00
			1960	UPARC ACQUISITION - HOME	Completed	HOME	\$192,320.00	\$192,320.00	\$0.00
		Project Total					\$316,583.00	\$316,583.00	\$0.00
	30	LARGO DOWN PAYMENT ASSISTANCE	1996	LDAL - RIVERA - #6530	Completed	HOME	\$25,800.00	\$25,800.00	\$0.00
			2008	LARGO DAL - WINCHELL - #6567	Completed	HOME	\$25,800.00	\$25,800.00	\$0.00
			2009	LARGO DAL - SCROFFINS - #6566	Completed	HOME	\$24,950.00	\$24,950.00	\$0.00
			2012	LARGO DAL - OTALORA - #6587	Completed	HOME	\$25,800.00	\$25,800.00	\$0.00
			2027	LARGO DAL - TOSHA - #6589	Completed	HOME	\$25,800.00	\$25,800.00	\$0.00
			2028	LARGO DAL - REYES - #6588	Completed	HOME	\$25,800.00	\$25,800.00	\$0.00
			2031	LARGO DAL - GALLANT - #6655	Completed	HOME	\$25,800.00	\$25,800.00	\$0.00
			2032	LARGO DAL - MORENO - #6657	Completed	HOME	\$25,800.00	\$25,800.00	\$0.00
			2033	LARGO DAL - BOAZ - #6653	Completed	HOME	\$25,800.00	\$25,800.00	\$0.00
			2034	LARGO DAL - RAY - #6656	Completed	HOME	\$25,800.00	\$25,800.00	\$0.00
			2035	LARGO DAL - SALMAN - #6654	Completed	HOME	\$25,800.00	\$25,800.00	\$0.00
		Project Total					\$282,950.00	\$282,950.00	\$0.00
	31	DOWN PAYMENT ASSISTANCE	1955	CNHS DAL - JOYCE - #6458	Completed	HOME	\$10,800.00	\$10,800.00	\$0.00
			1958	DAL - SMITH - #6462	Completed	HOME	\$10,000.00	\$10,000.00	\$0.00
			1965	DAL-PS - MARTS - #6489	Completed	HOME	\$10,000.00	\$10,000.00	\$0.00
			1988	DAL-PS - TIPPIT - #6505	Completed	HOME	\$10,000.00	\$10,000.00	\$0.00
			1992	DAL - MARTINEZ - #6516	Completed	HOME	\$8,350.00	\$8,350.00	\$0.00
		Project Total					\$49,150.00	\$49,150.00	\$0.00
	33	PINELLAS COUNTY ADMINISTRATION	1918	CDBG ADMINISTRATION	Completed	CDBG	\$799,765.54	\$799,765.54	\$0.00
			1922	ESG ADMINISTRATION	Completed	ESG	\$6,768.99	\$6,768.99	\$0.00
			1923	HOME ADMINISTRATION	Completed	HOME	\$336,318.73	\$336,318.73	\$0.00
		Project Total					\$1,142,853.26	\$1,142,853.26	\$0.00
	34	FRIENDS OF RIDGECREST ROOF REPLACEMENT	1998	FRIENDS OF RIDGECREST ROOF REPLACEMENT	Completed	CDBG	\$20,000.00	\$20,000.00	\$0.00
		Project Total					\$20,000.00	\$20,000.00	\$0.00
	35	PINELLAS VILLAGE REHABILITATION	2005	PINELLAS VILLAGE REHAB	Completed	CDBG	\$57,826.02	\$57,826.02	\$0.00
			2111	PINELLAS VILLAGE REHAB	Completed	CDBG	\$25,000.00	\$25,000.00	\$0.00
		Project Total					\$82,826.02	\$82,826.02	\$0.00

U.S. Department of Housing and Urban Development
Office of Community Planning and Development
Integrated Disbursement and Information System
List of Activities By Program Year And Project
PINELLAS COUNTY,FL

DATE: 12-29-14
TIME: 12:25
PAGE: 63

Plan Year	IDIS Project	Project	IDIS Activity ID	Activity Name	Activity Status	Program	Funded Amount	Draw Amount	Balance
2005	36	ACQUISITION OF HOUSING SITES	2067	KORKIS ACQUISITION	Completed	CDBG	\$70,264.47	\$70,264.47	\$0.00
			2112	ACQUISITION OF HOUSING SITES - MCCREA	Completed	CDBG	\$107,044.05	\$107,044.05	\$0.00
			Project Total				\$177,308.52	\$177,308.52	\$0.00
		Program Total				CDBG	\$4,074,061.55	\$4,074,061.55	\$0.00
						ESG	\$140,340.99	\$140,340.99	\$0.00
						HOME	\$5,165,333.07	\$5,160,308.53	\$5,024.54
		2005 Total					\$9,379,735.61	\$9,374,711.07	\$5,024.54
2006	6	PINELLAS COUNTY ADMINISTRATION	2000	PINELLAS COUNTY CDBG ADMINISTRATION	Completed	CDBG	\$744,915.08	\$744,915.08	\$0.00
			2001	PINELLAS CO/LARGO HOME ADMINISTRATION	Completed	HOME	\$334,297.98	\$334,297.98	\$0.00
			2002	PINELLAS COUNTY ESG ADMINISTRATION	Completed	ESG	\$6,717.75	\$6,717.75	\$0.00
		Project Total					\$1,085,930.81	\$1,085,930.81	\$0.00
	10	Housing Opportunities - Largo Down Payment Assistance	2058	LARGO DAL - CURRY - #6735	Completed	HOME	\$25,800.00	\$25,800.00	\$0.00
			2059	LARGO DAL - PEDICONE - #6736	Completed	HOME	\$25,800.00	\$25,800.00	\$0.00
			2060	LARGO DAL - CHIPMAN - #6737	Completed	HOME	\$25,800.00	\$25,800.00	\$0.00
			2061	LARGO DAL - CONTOIS - #6734	Completed	HOME	\$25,800.00	\$25,800.00	\$0.00
			2062	LARGO DAL - ROGERS - #6733	Completed	HOME	\$25,800.00	\$25,800.00	\$0.00
			2078	LARGO DAL - HARTWELL - #6844	Completed	HOME	\$25,800.00	\$25,800.00	\$0.00
			2087	LARGO DAL - ANDREA - #6918	Completed	HOME	\$25,800.00	\$25,800.00	\$0.00
		Project Total					\$180,600.00	\$180,600.00	\$0.00
	11	Housing Opportunities (for Ownership)	2045	DAL - FAUST - #6669	Completed	HOME	\$10,000.00	\$10,000.00	\$0.00
			2050	PS DAL - COOK - #6668	Completed	HOME	\$10,000.00	\$10,000.00	\$0.00
			2051	PS DAL - BALDWIN - #6670	Completed	HOME	\$10,000.00	\$10,000.00	\$0.00
			2052	PS DAL - PINELLI - #6667	Completed	HOME	\$10,000.00	\$10,000.00	\$0.00
		Project Total					\$40,000.00	\$40,000.00	\$0.00
	12	Housing Production - Rental	2006	GROVE PARK RELOCATION: WARREN CAIN	Completed	HOME	\$48,279.90	\$48,279.90	\$0.00
			2007	GROVE PARK RELOCATION: OLIVER DECKER	Completed	HOME	\$42,540.62	\$42,540.62	\$0.00
			2024	GROVE PARK RELO - ROBERT HOAGLAND	Completed	HOME	\$6,839.09	\$6,839.09	\$0.00
			2026	GROVE PARK RELO - RAMONA MAGLONE	Completed	HOME	\$48,023.00	\$48,023.00	\$0.00
			2046	RHD - CHAF 31st St. - #6696	Completed	CDBG	\$351,833.75	\$351,833.75	\$0.00
					HOME	\$1,003,173.19	\$1,003,173.19	\$0.00	
			2047	GROVE PARK RELO - BRISCOE	Completed	HOME	\$65,571.00	\$65,571.00	\$0.00
			2048	GROVE PARK RELO - WITHLOW	Completed	HOME	\$48,395.11	\$48,395.11	\$0.00
			2049	GROVE PARK RELO - WALCK	Completed	HOME	\$34,265.10	\$34,265.10	\$0.00
			2105	RHD - UPARC CURLEW SRO - #7005	Completed	HOME	\$375,599.50	\$375,599.50	\$0.00
				Project Total					\$2,024,520.26
	14	HOUSING PRESERVATION - CITY OF LARGO S/F REHAB	2063	LARGO SFR - CASAVANT - #6774	Completed	HOME	\$8,571.70	\$8,571.70	\$0.00
2066			LSFR - MONARCH - #6753	Completed	HOME	\$143,683.16	\$143,683.16	\$0.00	
2088			LARGO SFR - PITTS - #6946	Completed	HOME	\$25,840.38	\$25,840.38	\$0.00	

U.S. Department of Housing and Urban Development
Office of Community Planning and Development
Integrated Disbursement and Information System
List of Activities By Program Year And Project
PINELLAS COUNTY,FL

DATE: 12-29-14
TIME: 12:25
PAGE: 64

Plan Year	IDIS Project	Project	IDIS Activity ID	Activity Name	Activity Status	Program	Funded Amount	Draw Amount	Balance
2006	14	Project Total					\$178,095.24	\$178,095.24	\$0.00
	15	Housing Preservation - Rental	2039	TARPON SPRINGS HOUSING AUTHORITY DUPLEX	Completed	CDBG	\$271,359.80	\$271,359.80	\$0.00
			2054	RPI - FRIEDEL - 6582	Completed	CDBG	\$12,000.00	\$12,000.00	\$0.00
			2055	RPI - LAU - 6611	Completed	CDBG	\$9,000.00	\$9,000.00	\$0.00
			2056	RPI - KARROT - 6620	Completed	CDBG	\$4,064.51	\$4,064.51	\$0.00
			2064	RHD - CSF LEO LANE - #6771	Completed	HOME	\$814,704.00	\$814,704.00	\$0.00
		Project Total					\$1,111,128.31	\$1,111,128.31	\$0.00
	17	Homeless Emergency Project, Inc. - Utilities	2042	HOMELESS EMERGENCY PROJECT OPERATIONS	Completed	ESG	\$31,468.98	\$31,468.98	\$0.00
		Project Total					\$31,468.98	\$31,468.98	\$0.00
	18	Religious Community Services, Inc. Haven and Grace House	2043	RCS - GRACE HOUSE/HAVEN MAINT & OPS	Completed	ESG	\$55,195.37	\$55,195.37	\$0.00
			2044	RCS GRACE HOUSE/HAVEN ESSENTIAL SVCS	Completed	ESG	\$26,805.93	\$26,805.93	\$0.00
			2083	RCS GRACE HOUSE/HAVEN ESSENTIAL SVCS	Completed	ESG	\$13,194.06	\$13,194.06	\$0.00
		Project Total					\$95,195.36	\$95,195.36	\$0.00
	20	Family Resources, Inc. - Rehab of Turner Street Facility	2023	FAMILY RESOURCES TURNER ST REHAB	Completed	CDBG	\$463,506.78	\$463,506.78	\$0.00
		Project Total					\$463,506.78	\$463,506.78	\$0.00
	21	Security/Utility Deposit Program	2057	ST PETERSBURG FREE CLINIC	Completed	CDBG	\$15,849.92	\$15,849.92	\$0.00
		Project Total					\$15,849.92	\$15,849.92	\$0.00
	23	Clearance and Demolition	2014	DEMO - 4351 56TH ST. N.	Completed	CDBG	\$3,711.44	\$3,711.44	\$0.00
			2015	DEMO - 2782 52ND AVE N	Completed	CDBG	\$3,914.06	\$3,914.06	\$0.00
			2018	DEMO - 3770 44TH AVE N	Completed	CDBG	\$3,868.24	\$3,868.24	\$0.00
			2019	DEMO - 1431 OAK STREET	Completed	CDBG	\$6,982.29	\$6,982.29	\$0.00
			2020	DEMO - 19125 WHISPERING PINES	Completed	CDBG	\$6,300.00	\$6,300.00	\$0.00
			2041	DEMO - 4343 57TH AVE	Completed	CDBG	\$6,777.15	\$6,777.15	\$0.00
			2053	DEMO - 12810 CAMPBELL LANE	Completed	CDBG	\$7,417.66	\$7,417.66	\$0.00
			2065	DEMO - 12810 CAMPBELL LN	Canceled	CDBG	\$0.00	\$0.00	\$0.00
		Project Total					\$38,970.84	\$38,970.84	\$0.00
	24	Pinellas Opportunity Council - Chore Services	2016	POC - CHORE SERVICES	Completed	CDBG	\$30,000.00	\$30,000.00	\$0.00
		Project Total					\$30,000.00	\$30,000.00	\$0.00
	25	GRA YMCA Operations	2021	GRA YMCA OPERATIONS	Completed	CDBG	\$340,000.00	\$340,000.00	\$0.00
		Project Total					\$340,000.00	\$340,000.00	\$0.00
	26	Lealman Family Center Newsletter	2017	LEALMAN FAMILY CENTER NEWS	Completed	CDBG	\$11,081.13	\$11,081.13	\$0.00
		Project Total					\$11,081.13	\$11,081.13	\$0.00
	28	City of Pinellas Park Sidewalks	2072	CITY OF PINELLAS PARK SIDEWALKS	Completed	CDBG	\$188,458.50	\$188,458.50	\$0.00
		Project Total					\$188,458.50	\$188,458.50	\$0.00
	30	High Point Family Center	2004	HIGH POINT FAMILY CENTER CONSTRUCTION	Completed	CDBG	\$1,270,000.00	\$1,270,000.00	\$0.00
		Project Total					\$1,270,000.00	\$1,270,000.00	\$0.00
	31	Greater Ridgecrest Area Gooden Crossing Sidewalks	2022	GOODEN CROSSING SIDEWALKS	Completed	CDBG	\$203,955.55	\$203,955.55	\$0.00
			2198	Gooden Crossing Sidewalk Acquisition of Right-of-Way	Completed	CDBG	\$2,400.00	\$2,400.00	\$0.00

U.S. Department of Housing and Urban Development
Office of Community Planning and Development
Integrated Disbursement and Information System
List of Activities By Program Year And Project
PINELLAS COUNTY,FL

DATE: 12-29-14
TIME: 12:25
PAGE: 65

Plan Year	IDIS Project	Project	IDIS Activity ID	Activity Name	Activity Status	Program	Funded Amount	Draw Amount	Balance
2006	31	Project Total					\$206,355.55	\$206,355.55	\$0.00
	32	Dansville Phase III	2115	DANSVILLE PHASE III	Completed	CDBG	\$1,565,984.54	\$1,565,984.54	\$0.00
		Project Total					\$1,565,984.54	\$1,565,984.54	\$0.00
						CDBG	\$5,523,380.40	\$5,523,380.40	\$0.00
		Program Total				ESG	\$133,382.09	\$133,382.09	\$0.00
						HOME	\$3,220,383.73	\$3,220,383.73	\$0.00
		2006 Total					\$8,877,146.22	\$8,877,146.22	\$0.00
2007	1	PINELLAS COUNTY ADMINISTRATION	2069	CDBG ADMINISTRATION	Completed	CDBG	\$715,980.27	\$715,980.27	\$0.00
			2070	ESG ADMINISTRATION	Completed	ESG	\$6,748.90	\$6,748.90	\$0.00
			2071	HOME ADMINISTRATION	Completed	HOME	\$228,143.99	\$228,143.99	\$0.00
		Project Total					\$950,873.16	\$950,873.16	\$0.00
	2	GREATER RIDGECREST AREA NEIGHBORHOOD CLEANUP	2084	GRA NEIGHBORHOOD CLEANUP	Completed	CDBG	\$14,657.14	\$14,657.14	\$0.00
		Project Total					\$14,657.14	\$14,657.14	\$0.00
	3	YMCA GRA BRANCH ROOF REPAIR	2086	YMCA GREATER RIDGECREST ROOF REHAB	Completed	CDBG	\$47,579.75	\$47,579.75	\$0.00
		Project Total					\$47,579.75	\$47,579.75	\$0.00
	5	GRA YMCA OPERATIONS	2082	GRA YMCA OPERATIONS	Completed	CDBG	\$321,880.00	\$321,880.00	\$0.00
		Project Total					\$321,880.00	\$321,880.00	\$0.00
	6	LEALMAN FAMILY CENTER NEWSLETTER	2080	LEALMAN FAMILY CENTER NEWSLETTER	Completed	CDBG	\$7,497.90	\$7,497.90	\$0.00
		Project Total					\$7,497.90	\$7,497.90	\$0.00
	7	CITY OF GULFPORT STREETSCAPE	2260	Gulfport 49th Streetscape Project	Completed	CDBG	\$152,640.07	\$152,640.07	\$0.00
		Project Total					\$152,640.07	\$152,640.07	\$0.00
	8	SUNCOAST CENTER FOR COMMUNITY MENTAL HEALTH- HOMELESS SVCS.	2068	SCCMH HOMELESS SERVICES	Canceled	CDBG	\$0.00	\$0.00	\$0.00
			2075	SUNCOAST CTR FOR COMMUNITY MENTAL HEALTH	Completed	CDBG	\$141,274.57	\$141,274.57	\$0.00
		Project Total					\$141,274.57	\$141,274.57	\$0.00
	9	CITY OF PINELLAS PARK SIDEWALKS	2118	PINELLAS PARK SIDEWALK	Completed	CDBG	\$149,928.70	\$149,928.70	\$0.00
		Project Total					\$149,928.70	\$149,928.70	\$0.00
	10	CITY OF SAFETY HARBOR STREETSCAPE	2116	CITY OF SAFETY HARBOR STREETSCAPE	Completed	CDBG	\$50,000.00	\$50,000.00	\$0.00
		Project Total					\$50,000.00	\$50,000.00	\$0.00
	12	PINELLAS OPPORTUNITY COUNCIL - CHORE SERVICES	2076	POC - CHORE SERVICES	Completed	CDBG	\$30,480.00	\$30,480.00	\$0.00
		Project Total					\$30,480.00	\$30,480.00	\$0.00
	13	LIGHTHOUSE OF PINELLAS AIR CONDITIONING	2081	LIGHTHOUSE OF PINELLAS AIR CONDITIONING	Completed	CDBG	\$77,569.00	\$77,569.00	\$0.00
		Project Total					\$77,569.00	\$77,569.00	\$0.00
	14	PEMHS FACILITY CONSTRUCTION	2126	PEMHS FACILITY CONSTRUCTION	Completed	CDBG	\$400,000.00	\$400,000.00	\$0.00
		Project Total					\$400,000.00	\$400,000.00	\$0.00

U.S. Department of Housing and Urban Development
Office of Community Planning and Development
Integrated Disbursement and Information System
List of Activities By Program Year And Project
PINELLAS COUNTY,FL

DATE: 12-29-14
TIME: 12:25
PAGE: 66

Plan Year	IDIS Project	Project	IDIS Activity ID	Activity Name	Activity Status	Program	Funded Amount	Draw Amount	Balance
2007	15	WESTCARE GULF COAST MUSTARD SEED/TURNING POINT REHAB	2097	WESTCARE TURNING POINT REHAB	Completed	CDBG	\$35,700.00	\$35,700.00	\$0.00
			2100	WESTCARE - MUSTARD SEED REHAB	Completed	CDBG	\$107,130.00	\$107,130.00	\$0.00
		Project Total					\$142,830.00	\$142,830.00	\$0.00
	16	WESTCARE GULF COAST TURNING POINT SHELTER	2077	WESTCARE GULFCOAST TURNING POINT SHELTER	Completed	ESG	\$128,229.00	\$128,229.00	\$0.00
		Project Total					\$128,229.00	\$128,229.00	\$0.00
	17	HOUSING PRESERVATION - OWNER OCCUPIED	2098	PM - BROWN - CASE #5397	Canceled	CDBG	\$0.00	\$0.00	\$0.00
		Project Total					\$0.00	\$0.00	\$0.00
	19	HOUSING PRESERVATION - CITY OF LARGO	2101	LARGO SFR - URBANEC - #6976	Completed	HOME	\$69,276.50	\$69,276.50	\$0.00
			2109	LSFR - BOTTA - #6988	Completed	HOME	\$27,199.85	\$27,199.85	\$0.00
			2152	LARGO DAL - VOGEL - #7085	Completed	HOME	\$37,591.30	\$37,591.30	\$0.00
		Project Total					\$134,067.65	\$134,067.65	\$0.00
	20	HOUSING PRODUCTION - OWNER OCCUPIED	2106	OHD - STEVENS CREEK - #6913H	Open	HOME	\$1,427,100.00	\$1,426,902.65	\$197.35
		Project Total					\$1,427,100.00	\$1,426,902.65	\$197.35
	21	HOUSING OPPORTUNITIES - OWNERSHIP	2091	DAL - FAIRBANKS - #6987	Completed	HOME	\$10,887.50	\$10,887.50	\$0.00
			2092	DAL - MOORE - #6991	Completed	HOME	\$11,302.50	\$11,302.50	\$0.00
			2093	DAL - ROBART - #6989	Completed	HOME	\$11,311.00	\$11,311.00	\$0.00
			2094	DAL - SALADIN - #6990	Completed	HOME	\$21,302.50	\$21,302.50	\$0.00
			2095	DAL - FURTIVO - #6993	Completed	HOME	\$11,250.00	\$11,250.00	\$0.00
			2096	DAL - WILKINS - #6995	Completed	HOME	\$8,287.50	\$8,287.50	\$0.00
			2102	DAL - CHURCH - #7008	Completed	HOME	\$11,237.50	\$11,237.50	\$0.00
			2103	DAL - BROYLES - #7007	Completed	HOME	\$11,387.50	\$11,387.50	\$0.00
			2104	DAL - CARSTENSEN - #7009	Completed	HOME	\$19,422.50	\$19,422.50	\$0.00
			2107	DAL - HANNA - #7014	Completed	HOME	\$10,887.50	\$10,887.50	\$0.00
			2108	DAL - DIFRENNNA - #7019	Completed	HOME	\$7,502.50	\$7,502.50	\$0.00
			2110	DAL - CURRIER - #7020	Completed	HOME	\$11,202.50	\$11,202.50	\$0.00
		Project Total					\$145,981.00	\$145,981.00	\$0.00
	22	HOUSING OPPORTUNITIES - LARGO DOWN PAYMENT ASSISTANCE	2089	LARGO DAL - DISALVO - #6937	Completed	HOME	\$25,800.00	\$25,800.00	\$0.00
			2090	LARGO DAL - YAUCH - #6978	Completed	HOME	\$25,800.00	\$25,800.00	\$0.00
			2147	LARGO DAL - DAUGHERTY - #7064	Completed	HOME	\$25,800.00	\$25,800.00	\$0.00
			2155	LDAL - FIGUEROA - #7088	Completed	HOME	\$25,075.00	\$25,075.00	\$0.00
			2156	LARGO DAL - ROWELL - #7089	Completed	HOME	\$25,500.00	\$25,500.00	\$0.00
		Project Total					\$127,975.00	\$127,975.00	\$0.00
	23	HOUSING PRODUCTION - RENTAL	2073	ASHLEY PLACE APARTMENTS	Completed	HOME	\$1,550,210.98	\$1,550,210.98	\$0.00
			2099	RHD - VERONA AVENUE ELEVEN - #6959-H	Completed	HOME	\$500,000.00	\$500,000.00	\$0.00
			2376	Magnolia Court	Completed	CDBG	\$362,527.26	\$362,527.26	\$0.00
			2382	CHAF-Magnolia Court	Open	HOME	\$1,669,961.00	\$1,544,331.37	\$125,629.63
		Project Total					\$4,082,699.24	\$3,957,069.61	\$125,629.63

U.S. Department of Housing and Urban Development
Office of Community Planning and Development
Integrated Disbursement and Information System
List of Activities By Program Year And Project
PINELLAS COUNTY,FL

DATE: 12-29-14
TIME: 12:25
PAGE: 67

Plan Year	IDIS Project	Project	IDIS Activity ID	Activity Name	Activity Status	Program	Funded Amount	Draw Amount	Balance
2007						CDBG	\$2,614,844.66	\$2,614,844.66	\$0.00
		Program Total				ESG	\$134,977.90	\$134,977.90	\$0.00
						HOME	\$5,783,439.62	\$5,657,612.64	\$125,826.98
		2007 Total					\$8,533,262.18	\$8,407,435.20	\$125,826.98
2008	1	DANSVILLE NEIGHBORHOOD REVITALIZATION AREA ACQUISITIONS	2124	DANSVILLE ACQUISITIONS	Completed	CDBG	\$45,328.18	\$45,328.18	\$0.00
		Project Total					\$45,328.18	\$45,328.18	\$0.00
	2	HIGH POINT BRANCH YMCA ROOF FLOOR REHABILITATION	2165	HIGH POINT BRANCH YMCA FLOOR REPLACEMENT	Completed	CDBG	\$28,747.42	\$28,747.42	\$0.00
		Project Total					\$28,747.42	\$28,747.42	\$0.00
	4	GRA YMCA OPERATIONS	2119	GRA YMCA OPERATIONS	Completed	CDBG	\$293,760.00	\$293,760.00	\$0.00
		Project Total					\$293,760.00	\$293,760.00	\$0.00
	5	LEALMAN FAMILY CENTER NEWSLETTER	2125	LEALMAN FAMILY CENTER NEWSLETTER	Completed	CDBG	\$10,000.00	\$10,000.00	\$0.00
		Project Total					\$10,000.00	\$10,000.00	\$0.00
	6	JOE'S CREEK GREENWAY PARK	2129	JOES CREEK GREENWAY PARK	Completed	CDBG	\$477,791.56	\$477,791.56	\$0.00
		Project Total					\$477,791.56	\$477,791.56	\$0.00
	7	CITY OF PINELLAS PARK STREETScape	2163	CITY OF PINELLAS PARK STREETScape	Completed	CDBG	\$150,000.00	\$150,000.00	\$0.00
		Project Total					\$150,000.00	\$150,000.00	\$0.00
	8	PINELLAS OPPORTUNITY COUNCIL CHORE SERVICES	2113	POC CHORE SERVICES	Completed	CDBG	\$30,590.02	\$30,590.02	\$0.00
		Project Total					\$30,590.02	\$30,590.02	\$0.00
	9	CLEARANCE AND DEMOLITION	2127	DEMO - 13225 HELM STREET	Completed	CDBG	\$9,601.61	\$9,601.61	\$0.00
			2128	DEMO - 1263 GOODEN CROSSING	Completed	CDBG	\$21,720.18	\$21,720.18	\$0.00
		Project Total					\$31,321.79	\$31,321.79	\$0.00
	10	PINELLAS VILLAGE FENCE/PARKING LOT PROJECT	2122	PINELLAS VILLAGE FENCE/PARKING LOT	Completed	CDBG	\$28,106.00	\$28,106.00	\$0.00
		Project Total					\$28,106.00	\$28,106.00	\$0.00
	11	GULF COAST COMMUNITY CARE REHABILITATION	2173	Gulf Coast Community Care Rehabilitation	Completed	CDBG	\$30,000.00	\$30,000.00	\$0.00
		Project Total					\$30,000.00	\$30,000.00	\$0.00
	12	PEMHS PARKING LOT IMPROVEMENTS	2123	PEMHS PARKING LOT IMPROVEMENTS	Completed	CDBG	\$95,700.00	\$95,700.00	\$0.00
		Project Total					\$95,700.00	\$95,700.00	\$0.00
	13	VAN GOGH'S PALETTE VINCENT HOUSE EXPANSION	2197	Van Gogh's Palette Vincent House Expansion	Completed	CDBG	\$603,264.98	\$603,264.98	\$0.00
		Project Total					\$603,264.98	\$603,264.98	\$0.00
	14	HOMELESS EMERGENCY PROJECT CUSTOMER SERVICE CENTER	2154	HEP COMMUNITY SERVICE CTR CONSTRUCTION	Completed	CDBG	\$303,992.43	\$303,992.43	\$0.00
		Project Total					\$303,992.43	\$303,992.43	\$0.00

U.S. Department of Housing and Urban Development
Office of Community Planning and Development
Integrated Disbursement and Information System
List of Activities By Program Year And Project
PINELLAS COUNTY,FL

DATE: 12-29-14
TIME: 12:25
PAGE: 68

Plan Year	IDIS Project	Project	IDIS Activity ID	Activity Name	Activity Status	Program	Funded Amount	Draw Amount	Balance
2008	15	WESTCARE GULFCOAST-FLORIDA MUSTARD SEED/TURNING POINT REHAB	2201	WestCare Turning Point Rehab	Completed	CDBG	\$44,167.49	\$44,167.49	\$0.00
			2272	WestCare Mustard Seed Rehab	Completed	CDBG	\$8,000.00	\$8,000.00	\$0.00
		Project Total					\$52,167.49	\$52,167.49	\$0.00
	16	RCS GRACE HOUSE REHABILITATION	2164	RCS GRACE HOUSE REHABILITATION	Completed	CDBG	\$74,061.16	\$74,061.16	\$0.00
							\$74,061.16	\$74,061.16	\$0.00
	17	SUNCOAST CENTER FOR COMMUNITY MENTAL HEALTH HOMELESS SVCS	2117	SUNCOAST CENTER COMM MENTAL HEALTH OPS	Completed	CDBG	\$150,000.00	\$150,000.00	\$0.00
							\$150,000.00	\$150,000.00	\$0.00
	18	WESTCARE GULFCOAST-FLORIDA TURNING POINT SHELTER OPERATIONS	2120	WESTCARE GULFCOAST TURNING POINT SHELTER	Completed	ESG	\$127,039.00	\$127,039.00	\$0.00
							\$127,039.00	\$127,039.00	\$0.00
	19	HOUSING OPPORTUNITIES - LARGO DOWN PAYMENT ASSISTANCE	2174	Largo DAL - Sovocool - #7115	Completed	HOME	\$26,000.00	\$26,000.00	\$0.00
			2175	Largo DAL - Williams - #7114	Completed	HOME	\$25,250.00	\$25,250.00	\$0.00
			2177	Largo DAL - White - #7119	Completed	HOME	\$26,000.00	\$26,000.00	\$0.00
	20	HOUSING OPPORTUNITIES (OWNERSHIP)	Project Total				\$77,250.00	\$77,250.00	\$0.00
			2132	DAL - MIDGETT - #7030	Completed	HOME	\$21,173.46	\$21,173.46	\$0.00
			2133	DAL - JENSEN - #7036	Completed	HOME	\$9,935.00	\$9,935.00	\$0.00
			2134	DAL - BURCH - #7037	Completed	HOME	\$11,150.00	\$11,150.00	\$0.00
			2135	DAL - PACE - #7035	Completed	HOME	\$11,335.00	\$11,335.00	\$0.00
			2136	DAL - ROBERT - #7038	Completed	HOME	\$11,335.00	\$11,335.00	\$0.00
			2137	DAL - FARLEY - #7054	Completed	HOME	\$11,335.00	\$11,335.00	\$0.00
			2138	DAL- FORBES - #7042	Completed	HOME	\$11,335.00	\$11,335.00	\$0.00
			2139	DAL - GOSE - #7039	Completed	HOME	\$11,335.00	\$11,335.00	\$0.00
			2140	DAL - BURLESON - #7044	Completed	HOME	\$11,335.00	\$11,335.00	\$0.00
			2141	DAL - FIORENTIONO	Completed	HOME	\$11,420.00	\$11,420.00	\$0.00
			2142	DAL - NEWHAM - #7045	Completed	HOME	\$11,335.00	\$11,335.00	\$0.00
			2143	DAL - WINSLOW - #7047	Completed	HOME	\$11,335.00	\$11,335.00	\$0.00
			2144	DAL - BARNES - #7055	Completed	HOME	\$11,335.00	\$11,335.00	\$0.00
			2145	DAL - KUKULYA - #7060	Completed	HOME	\$11,335.00	\$11,335.00	\$0.00
			2146	DAL - DYER - #7062	Completed	HOME	\$21,250.00	\$21,250.00	\$0.00
			2148	DAL - ROBINSON - #7073	Completed	HOME	\$21,351.23	\$21,351.23	\$0.00
			2149	DAL - THOMPSON - #7071	Completed	HOME	\$10,370.00	\$10,370.00	\$0.00
			2150	DAL - RAISCH - #7082	Completed	HOME	\$11,250.00	\$11,250.00	\$0.00
			2151	DAL - WOODWARD - #7075	Completed	HOME	\$11,435.00	\$11,435.00	\$0.00
			2153	DAL - MCKELLAR - #7087	Completed	HOME	\$11,335.00	\$11,335.00	\$0.00
			2157	DAL - KNIGHT - #7103	Completed	HOME	\$9,550.00	\$9,550.00	\$0.00
			2158	DAL - AVILA - #7109	Completed	HOME	\$11,250.00	\$11,250.00	\$0.00
			2159	DAL - BRETTTHAUER - #7104	Completed	HOME	\$9,575.00	\$9,575.00	\$0.00
			2160	DAL - EHRLICH - #7108	Completed	HOME	\$11,335.00	\$11,335.00	\$0.00

U.S. Department of Housing and Urban Development
Office of Community Planning and Development
Integrated Disbursement and Information System
List of Activities By Program Year And Project
PINELLAS COUNTY,FL

DATE: 12-29-14
TIME: 12:25
PAGE: 69

Plan Year	IDIS Project	Project	IDIS Activity ID	Activity Name	Activity Status	Program	Funded Amount	Draw Amount	Balance
2008	20	HOUSING OPPORTUNITIES (OWNERSHIP)	2161	DAL - LONDONO - #7112	Completed	HOME	\$11,335.00	\$11,335.00	\$0.00
			2162	DAL - MCCASKILL - #7116	Completed	HOME	\$19,964.18	\$19,964.18	\$0.00
			2166	DAL - SOUTHAM - #7135	Completed	HOME	\$11,505.00	\$11,505.00	\$0.00
			2167	DAL - VALENTIN-RODRIGUEZ	Completed	HOME	\$11,435.00	\$11,435.00	\$0.00
			2168	DAL - ACEBO - #7136	Completed	HOME	\$11,335.00	\$11,335.00	\$0.00
			2169	DAL - CAETANO - 7139	Completed	HOME	\$11,335.00	\$11,335.00	\$0.00
			2170	DAL - MUNSON - #7138	Completed	HOME	\$11,335.00	\$11,335.00	\$0.00
			2171	DAL - KIMBALL - #7137	Completed	HOME	\$11,335.00	\$11,335.00	\$0.00
			2178	DAL - Kukacka - #7188	Completed	HOME	\$11,441.03	\$11,441.03	\$0.00
			2179	DAL - Cox - #7175	Completed	HOME	\$11,356.03	\$11,356.03	\$0.00
			2180	DAL - Malo - #7174	Completed	HOME	\$11,335.00	\$11,335.00	\$0.00
			2181	DAL - Soodak - #7168	Completed	HOME	\$11,235.00	\$11,235.00	\$0.00
			2182	DAL - Prescott - #7184	Completed	HOME	\$11,245.82	\$11,245.82	\$0.00
			2183	DAL - Garcia - #7185	Completed	HOME	\$11,271.03	\$11,271.03	\$0.00
			2184	DAL - Cornelius - #7177	Completed	HOME	\$11,240.04	\$11,240.04	\$0.00
			2185	DAL - Cirello - #7187	Completed	HOME	\$11,340.41	\$11,340.41	\$0.00
			2186	DAL - Aguirre-Gutierrez - #7167	Completed	HOME	\$21,420.00	\$21,420.00	\$0.00
			2187	DAL - Cyr - #7157	Completed	HOME	\$9,460.41	\$9,460.41	\$0.00
			2188	DAL - Joseph - #7158	Completed	HOME	\$11,335.00	\$11,335.00	\$0.00
			2189	DAL - Baba - #7159	Completed	HOME	\$11,335.00	\$11,335.00	\$0.00
			2190	DAL - Sims - #7161	Completed	HOME	\$10,770.82	\$10,770.82	\$0.00
			2191	DAL - Pavlick - #7165	Completed	HOME	\$11,266.85	\$11,266.85	\$0.00
			2192	DAL - Harness - #7166	Completed	HOME	\$11,256.03	\$11,256.03	\$0.00
			2199	DAL - Deacon - #7202	Completed	HOME	\$18,835.00	\$18,835.00	\$0.00
			2200	DAL - Raisch - #7198	Completed	HOME	\$21,185.00	\$21,185.00	\$0.00
			2248	DAL-Gainey-#7209	Completed	HOME	\$11,372.85	\$11,372.85	\$0.00
			2290	DAL - Rae - #7354	Completed	HOME	\$10,797.37	\$10,797.37	\$0.00
		Project Total					\$634,807.56	\$634,807.56	\$0.00
	21	HOUSING PRODUCTION RENTAL	2305	RHD - Laurel Trace Apartments - #7368	Completed	HOME	\$141,739.47	\$141,739.47	\$0.00
		Project Total					\$141,739.47	\$141,739.47	\$0.00
	24	HOUSING PRESERVATION CITY OF LARGO	2131	LARGO SFR - DOAK - #7012	Completed	HOME	\$18,572.51	\$18,572.51	\$0.00
			2176	LSFR - Kavallierakis - #7123	Completed	HOME	\$16,613.70	\$16,613.70	\$0.00
			2205	Largo SFR - Rech - #7124	Completed	HOME	\$64,675.99	\$64,675.99	\$0.00
			2262	LSFR - Kaiser - #7274	Completed	HOME	\$36,894.59	\$36,894.59	\$0.00
			2280	LSFR - Myers - #7307	Completed	HOME	\$48,013.48	\$48,013.48	\$0.00
		Project Total					\$184,770.27	\$184,770.27	\$0.00
	25	HOUSING PRESERVATION RENTAL	2172	RHD - UPARC Waterfall - #7183	Completed	HOME	\$1,137,702.84	\$1,137,702.84	\$0.00
			2202	PARC - Curry Villa Rehab	Completed	CDBG	\$66,948.84	\$66,948.84	\$0.00
			2206	Largo SFR - Rowe - #7125	Completed	HOME	\$14,391.35	\$14,391.35	\$0.00

U.S. Department of Housing and Urban Development
Office of Community Planning and Development
Integrated Disbursement and Information System
List of Activities By Program Year And Project
PINELLAS COUNTY,FL

Plan Year	IDIS Project	Project	IDIS Activity ID	Activity Name	Activity Status	Program	Funded Amount	Draw Amount	Balance
2008	25	HOUSING PRESERVATION RENTAL	2244	PARC Burkett Villa Group Home Rehab	Completed	CDBG	\$16,950.00	\$16,950.00	\$0.00
		Project Total					\$1,235,993.03	\$1,235,993.03	\$0.00
	27	PINELLAS COUNTY ADMINISTRATION	2114	ESG ADMINISTRATION	Completed	ESG	\$6,686.00	\$6,686.00	\$0.00
			2121	CDBG ADMINISTRATION	Completed	CDBG	\$641,579.03	\$641,579.03	\$0.00
			2130	HOME PLANNING/ADMINISTRATION	Completed	HOME	\$204,855.57	\$204,855.57	\$0.00
		Project Total					\$853,120.60	\$853,120.60	\$0.00
	28	Greater Ridgecrest Area Neighborhood Clean Up	2204	GRA CleanUp	Completed	CDBG	\$14,591.00	\$14,591.00	\$0.00
		Project Total					\$14,591.00	\$14,591.00	\$0.00
		Program Total				CDBG	\$3,144,899.90	\$3,144,899.90	\$0.00
						ESG	\$133,725.00	\$133,725.00	\$0.00
						HOME	\$2,395,517.06	\$2,395,517.06	\$0.00
							\$5,674,141.96	\$5,674,141.96	\$0.00
		2008 Total							
2009	1	CDBG-R Community Development Block Grant Recovery Act	2193	HEP Community Service Center Construction	Completed	CDBG-R	\$764,303.00	\$764,303.00	\$0.00
			2196	CDBG-R Administration	Completed	CDBG-R	\$44,923.00	\$44,923.00	\$0.00
		Project Total					\$809,226.00	\$809,226.00	\$0.00
	2	Homelessness Prevention and Rapid Re-Housing Program	2194	HRP Program	Completed	HRP	\$1,175,590.80	\$1,175,590.80	\$0.00
			2195	HRP Administration	Completed	HRP	\$61,873.20	\$61,873.20	\$0.00
		Project Total					\$1,237,464.00	\$1,237,464.00	\$0.00
	5	Joe's Creek Greenway Park	2306	Joe's Creek Greenway Park	Completed	CDBG	\$97,701.79	\$97,701.79	\$0.00
		Project Total					\$97,701.79	\$97,701.79	\$0.00
	6	Gooden Crossing Infrastructure	2426	Gooden Crossing Construction	Completed	CDBG	\$587,160.87	\$587,160.87	\$0.00
		Project Total					\$587,160.87	\$587,160.87	\$0.00
	7	Greater Ridgecrest Branch YMCA Rehabilitation	2207	GRA YMCA Rehabilitation	Completed	CDBG	\$126,336.97	\$126,336.97	\$0.00
		Project Total					\$126,336.97	\$126,336.97	\$0.00
	8	GRA YMCA Operations	2208	Greater Ridgecres YMCA Operations	Completed	CDBG	\$294,000.00	\$294,000.00	\$0.00
		Project Total					\$294,000.00	\$294,000.00	\$0.00
	9	Pinellas Opportunity Council- Chore Services	2209	POC-Chore Services	Completed	CDBG	\$30,000.00	\$30,000.00	\$0.00
		Project Total					\$30,000.00	\$30,000.00	\$0.00
	10	Continuum of Care Homeless Assistance Services Match	2210	Homeless Services Match - Directions for Mental Health Ops	Completed	CDBG	\$121,857.88	\$121,857.88	\$0.00
		Project Total					\$121,857.88	\$121,857.88	\$0.00
	11	Clearance and Demolition	2304	Demo - Helms - 1598 Gooden Crossing	Completed	CDBG	\$20,384.78	\$20,384.78	\$0.00
		Project Total					\$20,384.78	\$20,384.78	\$0.00
	12	Family Service Centers Facility Rehabilitation	2211	Family Service Center Rehabilitation	Completed	CDBG	\$74,742.59	\$74,742.59	\$0.00
		Project Total					\$74,742.59	\$74,742.59	\$0.00
	13	Boys & Girls Clubs Facilty Rehabilitation	2212	Boys and Girls Club Rehab	Canceled	CDBG	\$0.00	\$0.00	\$0.00
			2271	Boys and Girls Club Facility Rehab	Completed	CDBG	\$574,793.47	\$574,793.47	\$0.00

U.S. Department of Housing and Urban Development
Office of Community Planning and Development
Integrated Disbursement and Information System
List of Activities By Program Year And Project
PINELLAS COUNTY,FL

DATE: 12-29-14
TIME: 12:25
PAGE: 71

Plan Year	IDIS Project	Project	IDIS Activity ID	Activity Name	Activity Status	Program	Funded Amount	Draw Amount	Balance
2009	13	Project Total					\$574,793.47	\$574,793.47	\$0.00
	14	R'Club Child Care, Inc. Center Rehab	2213	R'Club Child Care Center Rehab	Completed	CDBG	\$26,534.72	\$26,534.72	\$0.00
		Project Total					\$26,534.72	\$26,534.72	\$0.00
	15	RCSGH Energy Efficiency Upgrades	2214	RCSGH Energy Efficiency Upgrades	Completed	CDBG	\$24,283.44	\$24,283.44	\$0.00
		Project Total					\$24,283.44	\$24,283.44	\$0.00
	16	RCS Food Bank Rehab	2215	RCS Food Bank Rehab	Completed	CDBG	\$47,122.99	\$47,122.99	\$0.00
		Project Total					\$47,122.99	\$47,122.99	\$0.00
	17	RCS Grace House Operations	2216	RCS Grace House Operations	Completed	ESG	\$34,478.00	\$34,478.00	\$0.00
		Project Total					\$34,478.00	\$34,478.00	\$0.00
	18	Clearwater Homeless Intervention Program	2217	Clearwater Homeless Intervention Program	Completed	ESG	\$54,999.99	\$54,999.99	\$0.00
		Project Total					\$54,999.99	\$54,999.99	\$0.00
	19	WestCare Gulf Coast Turning Point Shelter	2218	WestCare Gulf Coast Turning Point Shelter	Completed	ESG	\$36,550.00	\$36,550.00	\$0.00
		Project Total					\$36,550.00	\$36,550.00	\$0.00
	20	Housing Preservation - City of Largo	2302	LSFR - Petro/Coughlin - #7344	Completed	HOME	\$151,654.33	\$151,654.33	\$0.00
			2303	LSFR - Cutler - #7341	Completed	HOME	\$33,373.34	\$33,373.34	\$0.00
			2311	LSFR - Singson - #7421	Completed	HOME	\$33,553.49	\$33,553.49	\$0.00
		Project Total					\$218,581.16	\$218,581.16	\$0.00
	22	Housing Production - Rental	2333	RHD-Oak Ridge-#7369-H	Completed	HOME	\$202,958.99	\$202,958.99	\$0.00
		Project Total					\$202,958.99	\$202,958.99	\$0.00
	24	Pinellas County Administration	2220	CDBG Administration	Completed	CDBG	\$436,651.09	\$436,651.09	\$0.00
			2221	HOME Administration	Completed	HOME	\$244,236.18	\$244,236.18	\$0.00
			2222	ESG Administration	Completed	ESG	\$6,633.00	\$6,633.00	\$0.00
		Project Total					\$687,520.27	\$687,520.27	\$0.00
	26	Housing Opportunities	2223	DAL - MacNeal - #7216	Completed	HOME	\$11,356.63	\$11,356.63	\$0.00
			2224	DAL-Gilchrist-7213	Completed	HOME	\$11,287.37	\$11,287.37	\$0.00
			2225	DAL-Chiappetti-7214	Completed	HOME	\$21,452.45	\$21,452.45	\$0.00
			2226	DAL-Izzo-7215	Completed	HOME	\$11,299.42	\$11,299.42	\$0.00
			2227	DAL-Ramsoomye-7206	Completed	HOME	\$11,372.86	\$11,372.86	\$0.00
			2228	DAL-McCawley-7208	Completed	HOME	\$11,356.63	\$11,356.63	\$0.00
			2229	DAL-Ogden-7207	Completed	HOME	\$7,778.27	\$7,778.27	\$0.00
			2230	DAL-Wilke-7212	Completed	HOME	\$9,867.45	\$9,867.45	\$0.00
			2231	DAL-Paul-7265	Completed	HOME	\$11,261.31	\$11,261.31	\$0.00
			2232	DAL-Salamanca-7256	Completed	HOME	\$11,531.31	\$11,531.31	\$0.00
			2233	DAL-Reyes-7186	Completed	HOME	\$11,351.22	\$11,351.22	\$0.00
			2234	DAL-Brown-7232	Completed	HOME	\$18,866.96	\$18,866.96	\$0.00
			2235	DAL-Tedder-7236	Completed	HOME	\$10,867.66	\$10,867.66	\$0.00
			2236	DAL-Sredkova-7235	Completed	HOME	\$11,277.04	\$11,277.04	\$0.00
			2237	DAL-Putnam-7233	Completed	HOME	\$11,362.04	\$11,362.04	\$0.00

U.S. Department of Housing and Urban Development
Office of Community Planning and Development
Integrated Disbursement and Information System
List of Activities By Program Year And Project
PINELLAS COUNTY,FL

DATE: 12-29-14
TIME: 12:25
PAGE: 72

Plan Year	IDIS Project	Project	IDIS Activity ID	Activity Name	Activity Status	Program	Funded Amount	Draw Amount	Balance
2009	26	Housing Opportunities	2238	DAL-Coffee-7234	Completed	HOME	\$11,351.22	\$11,351.22	\$0.00
			2239	DAL-Shakoor-7222	Completed	HOME	\$21,351.22	\$21,351.22	\$0.00
			2240	DAL-Wilkerson-7250	Completed	HOME	\$11,335.00	\$11,335.00	\$0.00
			2241	DAL-Savitski-7246	Completed	HOME	\$10,511.22	\$10,511.22	\$0.00
			2242	DAL-Galka-7248	Completed	HOME	\$11,362.04	\$11,362.04	\$0.00
			2243	DAL-Hernandez-7249	Completed	HOME	\$9,461.63	\$9,461.63	\$0.00
			2245	DAL - Bourdon - #7264	Completed	HOME	\$11,307.42	\$11,307.42	\$0.00
			2246	DAL-Cheney-7247	Completed	HOME	\$11,256.63	\$11,256.63	\$0.00
			2247	DAL-Howard-#7286	Completed	HOME	\$11,402.88	\$11,402.88	\$0.00
			2249	DAL-Cicale-#7270	Completed	HOME	\$10,181.98	\$10,181.98	\$0.00
			2250	DAL-Kozak-#7268	Completed	HOME	\$11,371.40	\$11,371.40	\$0.00
			2251	DAL-Irwin-Cutter-#7266	Completed	HOME	\$11,277.05	\$11,277.05	\$0.00
			2252	DAL-Hartell-#7269	Completed	HOME	\$11,371.89	\$11,371.89	\$0.00
			2253	DAL-Figueroa-#7290	Completed	HOME	\$9,613.12	\$9,613.12	\$0.00
			2254	DAL - Phoenix - #7255	Completed	HOME	\$11,461.56	\$11,461.56	\$0.00
			2255	DAL-Waller-#7251	Completed	HOME	\$11,430.82	\$11,430.82	\$0.00
			2256	DAL - Maciosek - #7289	Completed	HOME	\$11,402.75	\$11,402.75	\$0.00
			2257	DAL - Barlow - #7288	Completed	HOME	\$11,387.14	\$11,387.14	\$0.00
			2258	DAL - Giarla - #7267	Completed	HOME	\$10,967.43	\$10,967.43	\$0.00
			2259	DAL - Pelletier	Completed	HOME	\$11,392.30	\$11,392.30	\$0.00
			2261	DAL - Bosch/Martinze - #7301	Completed	HOME	\$11,371.76	\$11,371.76	\$0.00
			2263	DAL - Contreras - #7317	Completed	HOME	\$11,472.14	\$11,472.14	\$0.00
			2264	DAL - Nadeau - #7314	Completed	HOME	\$11,403.36	\$11,403.36	\$0.00
			2265	DAL - Margiasso - #7316	Completed	HOME	\$11,387.14	\$11,387.14	\$0.00
			2266	DAL - Poceous - #7313	Completed	HOME	\$11,477.54	\$11,477.54	\$0.00
			2267	DAL - Evans - #7310	Completed	HOME	\$11,377.53	\$11,377.53	\$0.00
			2268	DAL - Baker - #7319	Completed	HOME	\$11,372.13	\$11,372.13	\$0.00
			2269	DAL - Ake - #7308	Completed	HOME	\$11,483.44	\$11,483.44	\$0.00
			2270	DAL - Loera - #7309	Completed	HOME	\$11,372.12	\$11,372.12	\$0.00
			2273	DAL - Zima - #7299	Completed	HOME	\$11,371.76	\$11,371.76	\$0.00
			2274	DAL - Lansiquot - #7300	Completed	HOME	\$11,371.76	\$11,371.76	\$0.00
			2275	DAL - Coleman - #7311	Completed	HOME	\$11,392.55	\$11,392.55	\$0.00
			2276	DAL - Burger - #7312	Completed	HOME	\$11,287.14	\$11,287.14	\$0.00
			2277	DAL- Bakke - #7315	Completed	HOME	\$11,307.54	\$11,307.54	\$0.00
			2278	DAL - Sutton - #7318	Completed	HOME	\$11,392.54	\$11,392.54	\$0.00
			2279	DAL - McKay - #7320	Completed	HOME	\$11,388.36	\$11,388.36	\$0.00
			2281	DAL - Bowe - #7334	Completed	HOME	\$11,071.49	\$11,071.49	\$0.00
			2282	DAL - Pavlovic - #7337	Completed	HOME	\$11,307.30	\$11,307.30	\$0.00
			2283	DAL - Nastari - #7336	Completed	HOME	\$9,596.81	\$9,596.81	\$0.00

U.S. Department of Housing and Urban Development
Office of Community Planning and Development
Integrated Disbursement and Information System
List of Activities By Program Year And Project
PINELLAS COUNTY,FL

Plan Year	IDIS Project	Project	IDIS Activity ID	Activity Name	Activity Status	Program	Funded Amount	Draw Amount	Balance				
2009	26	Housing Opportunities	2284	DAL - Booher - #7338	Completed	HOME	\$11,382.22	\$11,382.22	\$0.00				
			2285	DAL - Patron - #7335	Completed	HOME	\$11,376.81	\$11,376.81	\$0.00				
			2286	DAL - Yoston - #7345	Completed	HOME	\$11,303.34	\$11,303.34	\$0.00				
			2287	DAL - Pence - #7350	Completed	HOME	\$11,366.97	\$11,366.97	\$0.00				
			2288	DAL - Sarno - #7351	Completed	HOME	\$11,366.97	\$11,366.97	\$0.00				
			2289	DAL - Ward - #7353	Completed	HOME	\$8,922.37	\$8,922.37	\$0.00				
			2291	DAL - Pike - #7356	Completed	HOME	\$5,547.37	\$5,547.37	\$0.00				
			2292	DAL - Suarez - #7352	Completed	HOME	\$11,372.37	\$11,372.37	\$0.00				
			2293	DAL - Collazo - #7357	Completed	HOME	\$6,372.85	\$6,372.85	\$0.00				
			2294	DAL - Hermon - #7355	Completed	HOME	\$6,488.59	\$6,488.59	\$0.00				
			2295	DAL - Murphy - #7393	Completed	HOME	\$6,457.85	\$6,457.85	\$0.00				
			2296	DAL - Barber - #7394	Completed	HOME	\$6,372.85	\$6,372.85	\$0.00				
			2297	DAL - Swords - #7392	Completed	HOME	\$6,047.85	\$6,047.85	\$0.00				
			2298	DAL - Logal - #7398	Completed	HOME	\$6,378.26	\$6,378.26	\$0.00				
			2299	DAL - Gonzalez - #7401	Completed	HOME	\$6,378.26	\$6,378.26	\$0.00				
			2300	DAL - Causey - #7399	Completed	HOME	\$6,372.85	\$6,372.85	\$0.00				
			2301	DAL - Hanna - #7400	Completed	HOME	\$10,678.26	\$10,678.26	\$0.00				
			Project Total							\$771,875.77	\$771,875.77	\$0.00	
										CDBG	\$2,461,570.59	\$2,461,570.59	\$0.00
										CDBG-R	\$809,226.00	\$809,226.00	\$0.00
	Program Total							ESG	\$132,660.99	\$132,660.99	\$0.00		
								HOME	\$1,437,652.10	\$1,437,652.10	\$0.00		
								HPRP	\$1,237,464.00	\$1,237,464.00	\$0.00		
	2009 Total							\$6,078,573.68	\$6,078,573.68	\$0.00			
	2010	1	Greater Ridgecrest Area YMCA Operations	2312	GRA Y Operations	Completed	CDBG	\$290,000.00	\$290,000.00	\$0.00			
Project Total					\$290,000.00	\$290,000.00	\$0.00						
2		Central Lealman Drainage Study	2323	Central Lealman Drainage Study	Completed	CDBG	\$151,467.56	\$151,467.56	\$0.00				
		Project Total				\$151,467.56	\$151,467.56	\$0.00					
3		City of Oldsmar St. Petersburg Drive Streetscape Project	2317	City of Oldsmar St. Petersburg Drive Streetscape	Completed	CDBG	\$300,699.75	\$300,699.75	\$0.00				
		Project Total				\$300,699.75	\$300,699.75	\$0.00					
4		City of Tarpon Springs Lemon Street Pedestrian Street Lighting Project	2318	City of Tarpon Springs Lemon St. Lighting Project	Completed	CDBG	\$82,543.98	\$82,543.98	\$0.00				
		Project Total				\$82,543.98	\$82,543.98	\$0.00					
5		Gulf Coast Community Care Care for Disabled Adults Program Salaries	2319	Gulf Coast Community Care Disabled Adults Program	Completed	CDBG	\$20,000.00	\$20,000.00	\$0.00				
		Project Total				\$20,000.00	\$20,000.00	\$0.00					
6		Gulf Coast Community Care Rehabilitation	2320	Gulf Coast Community Care Rehabilitation	Completed	CDBG	\$35,895.68	\$35,895.68	\$0.00				

U.S. Department of Housing and Urban Development
Office of Community Planning and Development
Integrated Disbursement and Information System
List of Activities By Program Year And Project
PINELLAS COUNTY,FL

DATE: 12-29-14
TIME: 12:25
PAGE: 74

Plan Year	IDIS Project	Project	IDIS Activity ID	Activity Name	Activity Status	Program	Funded Amount	Draw Amount	Balance
2010	6	Project Total					\$35,895.68	\$35,895.68	\$0.00
	7	Pinellas Opportunity Council - Chore Services	2313	Pinellas Opportunity Council Chore Services	Completed	CDBG	\$59,999.98	\$59,999.98	\$0.00
		Project Total					\$59,999.98	\$59,999.98	\$0.00
	8	Clearance and Demolition	2324	Tarpon Springs Housing Authority Demolition	Completed	CDBG	\$6,423.28	\$6,423.28	\$0.00
			2336	DEMO 1570 Oak Street Largo	Completed	CDBG	\$9,920.52	\$9,920.52	\$0.00
		Project Total					\$16,343.80	\$16,343.80	\$0.00
	9	ALPHA House of Pinellas Facility Rehabilitation	2321	ALPHA House of Pinellas Facility Rehabilitation	Completed	CDBG	\$79,496.69	\$79,496.69	\$0.00
		Project Total					\$79,496.69	\$79,496.69	\$0.00
	10	R'Club Child Care Center Rehabilitation - Tarpon Springs	2316	R'Club Child Care Center Rehabilitation - Tarpon Springs	Completed	CDBG	\$47,216.90	\$47,216.90	\$0.00
		Project Total					\$47,216.90	\$47,216.90	\$0.00
	11	R'Club Child Care Center Rehabilitation - Pinellas Park	2308	R' Club Child Care Center Rehab - PPK	Completed	CDBG	\$61,942.83	\$61,942.83	\$0.00
		Project Total					\$61,942.83	\$61,942.83	\$0.00
	12	Religious Community Services Grace House Expansion	2322	RCS Grace House Expansion	Completed	CDBG	\$92,614.69	\$92,614.69	\$0.00
		Project Total					\$92,614.69	\$92,614.69	\$0.00
	13	Religious Community Services Grace House Salaries	2314	RCS Grace House Salaries	Completed	ESG	\$31,604.80	\$31,604.80	\$0.00
		Project Total					\$31,604.80	\$31,604.80	\$0.00
	15	Homeless Emergency Project - Emergency Shelter Utilities	2315	HEP Utilities	Completed	ESG	\$94,397.03	\$94,397.03	\$0.00
		Project Total					\$94,397.03	\$94,397.03	\$0.00
	16	Housing Preservation - Owner Occupied	2338	Housing Preservation Program Delivery	Canceled	CDBG	\$0.00	\$0.00	\$0.00
			2355	Homeowner Preservation Program	Completed	CDBG	\$429,492.16	\$429,492.16	\$0.00
			2358	Homeowner Preservation Program Delivery	Completed	CDBG	\$17,404.42	\$17,404.42	\$0.00
		Project Total					\$446,896.58	\$446,896.58	\$0.00
	18	Housing Preservation - City of Largo	2331	LSFR-Conduzzi-#7640	Completed	HOME	\$80,306.36	\$80,306.36	\$0.00
			2332	LSFR-Strickland-#7672	Completed	HOME	\$32,100.04	\$32,100.04	\$0.00
		Project Total					\$112,406.40	\$112,406.40	\$0.00
	19	Housing Production - Rental	2334	HEP West Veterans Housing	Completed	HOME	\$1,808,338.73	\$1,808,338.73	\$0.00
			2375	VOA Sunrise Place	Completed	CDBG	\$427,412.87	\$427,412.87	\$0.00
		Project Total					\$2,235,751.60	\$2,235,751.60	\$0.00
	20	Land Acquisition for Affordable Housing	2335	Tarpon Springs Lot Acquisitions	Completed	CDBG	\$1,322.18	\$1,322.18	\$0.00
		Project Total					\$1,322.18	\$1,322.18	\$0.00
	21	Housing Opportunities (for Ownership)	2325	DAL-Schroeder-#7585	Completed	HOME	\$6,076.38	\$6,076.38	\$0.00
			2327	DAL-Mingo-#7651	Completed	HOME	\$5,562.10	\$5,562.10	\$0.00
			2328	DAL - White - #7708	Completed	HOME	\$6,027.14	\$6,027.14	\$0.00
			2329	DAL-Lopez/Perez-#7707	Completed	HOME	\$6,022.10	\$6,022.10	\$0.00
			2330	DAL-Perez/Molina-#7709	Completed	HOME	\$5,998.59	\$5,998.59	\$0.00
			2365	DAL - MacGregor - 7997	Completed	HOME	\$6,085.00	\$6,085.00	\$0.00

U.S. Department of Housing and Urban Development
Office of Community Planning and Development
Integrated Disbursement and Information System
List of Activities By Program Year And Project
PINELLAS COUNTY,FL

DATE: 12-29-14
TIME: 12:25
PAGE: 75

Plan Year	IDIS Project	Project	IDIS Activity ID	Activity Name	Activity Status	Program	Funded Amount	Draw Amount	Balance
2010	21	Housing Opportunities (for Ownership)	2369	DAL - Soriano - 7996	Completed	HOME	\$5,965.00	\$5,965.00	\$0.00
			2383	DAL - Cleveland - #001191A	Completed	HOME	\$6,208.48	\$6,208.48	\$0.00
			2400	DAL - Goniwiecha - 001199A	Completed	HOME	\$6,040.92	\$6,040.92	\$0.00
			2401	DAL - Vicheto - 001212A	Completed	HOME	\$5,965.00	\$5,965.00	\$0.00
			2412	DAL - Thomas - 001198A	Completed	HOME	\$6,040.92	\$6,040.92	\$0.00
			2413	DAL - Wilkins - 001209A	Completed	HOME	\$6,005.00	\$6,005.00	\$0.00
			2414	DAL - Thibodeau - 001210A	Completed	HOME	\$6,005.00	\$6,005.00	\$0.00
			2415	DAL - Hoover/O'Neill - 001211A	Completed	HOME	\$5,935.00	\$5,935.00	\$0.00
			2416	DAL Raczkowski - 001213A	Completed	HOME	\$6,005.00	\$6,005.00	\$0.00
			2417	DAL - Maskal/Kirk - 001214A	Completed	HOME	\$6,045.00	\$6,045.00	\$0.00
			2418	DAL - Prasad - 001215A	Completed	HOME	\$6,045.00	\$6,045.00	\$0.00
			2419	DAL - Dacic - 001216A	Completed	HOME	\$5,965.00	\$5,965.00	\$0.00
			2420	DAL - Erickson - 001217A	Completed	HOME	\$5,265.00	\$5,265.00	\$0.00
		Project Total					\$113,261.63	\$113,261.63	\$0.00
	22	Housing Opportunities - Largo Down Payment Assistance	2337	LDAL - Houghton - #7917	Completed	HOME	\$6,000.00	\$6,000.00	\$0.00
			2362	LDAL - Johnson - #000357A	Completed	HOME	\$6,065.78	\$6,065.78	\$0.00
			2363	LDAL - Nichols - 000490A	Completed	HOME	\$6,128.57	\$6,128.57	\$0.00
		Project Total					\$18,194.35	\$18,194.35	\$0.00
	23	Pinellas County Administration	2307	CDBG Administration	Completed	CDBG	\$641,592.36	\$641,592.36	\$0.00
			2309	ESG Administration	Completed	ESG	\$6,584.00	\$6,584.00	\$0.00
			2310	HOME Administration	Completed	HOME	\$206,525.80	\$206,525.80	\$0.00
		Project Total					\$854,702.16	\$854,702.16	\$0.00
	25	UPARC Facility Acquisition-Harborside Studio	2326	UPARC Facility Acquisition-Harborside Studios	Completed	CDBG	\$300,000.00	\$300,000.00	\$0.00
							\$300,000.00	\$300,000.00	\$0.00
		Project Total					\$3,055,445.85	\$3,055,445.85	\$0.00
	Program Total					CDBG			
						ESG	\$132,585.83	\$132,585.83	\$0.00
						HOME	\$2,258,726.91	\$2,258,726.91	\$0.00
	2010 Total						\$5,446,758.59	\$5,446,758.59	\$0.00
2011	1	ESG11 Pinellas County	2339	ESG11 Homeless Prevention	Completed	HESG	\$96,678.21	\$96,678.21	\$0.00
			2342	ESG11 Administration	Completed	HESG	\$15,295.58	\$15,295.58	\$0.00
			2428	ESG11 Homeless Assistance/Rapid Rehousing	Completed	HESG	\$84,562.04	\$84,562.04	\$0.00
			2429	ESG11 Data Collection HMIS	Completed	HESG	\$7,377.00	\$7,377.00	\$0.00
		Project Total					\$203,912.83	\$203,912.83	\$0.00
	2	Administration	2340	CDBG Administration	Completed	CDBG	\$543,601.43	\$543,601.43	\$0.00
			2341	HOME Administration	Completed	HOME	\$168,832.51	\$168,832.51	\$0.00
		Project Total					\$712,433.94	\$712,433.94	\$0.00
	3	Target Area Improvement Program	2356	Dansville Neighborhood Revitalization Area Acquisitions	Completed	CDBG	\$15,639.04	\$15,639.04	\$0.00
			2357	Target Area Improvement Program Delivery	Completed	CDBG	\$31,631.14	\$31,631.14	\$0.00

U.S. Department of Housing and Urban Development
Office of Community Planning and Development
Integrated Disbursement and Information System
List of Activities By Program Year And Project
PINELLAS COUNTY,FL

DATE: 12-29-14
TIME: 12:25
PAGE: 76

Plan Year	IDIS Project	Project	IDIS Activity ID	Activity Name	Activity Status	Program	Funded Amount	Draw Amount	Balance
2011	3	Target Area Improvement Program	2359	Dansville Phase IV	Open	CDBG	\$300,000.00	\$71,772.53	\$228,227.47
			2360	Greater Ridgecrest Area CleanUp	Completed	CDBG	\$14,549.05	\$14,549.05	\$0.00
			2373	Omni Center Scoring Tower Rehabilitation	Completed	CDBG	\$22,743.00	\$22,743.00	\$0.00
		Project Total					\$384,562.23	\$156,334.76	\$228,227.47
	4	Public Facilities Program	2343	R'Club Child Care Center Tarpon Springs Rehabilitation	Completed	CDBG	\$57,957.83	\$57,957.83	\$0.00
			2344	R'Club Child Care Center Pinellas Park Rehabilitation	Completed	CDBG	\$97,168.00	\$97,168.00	\$0.00
			2345	PARC Burkett Villa Group Home Rehabilitation	Completed	CDBG	\$99,620.00	\$99,620.00	\$0.00
			2346	PARC Curry Villa Group Home Rehab	Completed	CDBG	\$77,559.00	\$77,559.00	\$0.00
			2347	PEMHS Facility Rehabilitation	Completed	CDBG	\$55,820.00	\$55,820.00	\$0.00
			2348	Public Facilities Program Delivery	Completed	CDBG	\$17,991.03	\$17,991.03	\$0.00
			2361	RCS Food Bank Roof Replacement	Completed	CDBG	\$40,825.00	\$40,825.00	\$0.00
			2374	Gulf Coast Jewish Family & Community Svcs.	Completed	CDBG	\$37,254.00	\$37,254.00	\$0.00
			2377	RCS-The Haven Rehabilitation	Completed	CDBG	\$38,340.00	\$38,340.00	\$0.00
			2378	HEP -Roof Replacement - 1107 Garden Ave	Completed	CDBG	\$8,990.00	\$8,990.00	\$0.00
			2379	HEP -Roof Replacement - 1100 Garden Ave	Completed	CDBG	\$7,750.00	\$7,750.00	\$0.00
			2380	HEP -Roof Replacement - 701 Vine Ave	Completed	CDBG	\$6,354.00	\$6,354.00	\$0.00
			2381	HEP -Roof Replacement - 1401 Garden Ave	Completed	CDBG	\$7,130.00	\$7,130.00	\$0.00
			2433	RCS Haven Outreach Center	Completed	CDBG	\$41,000.00	\$41,000.00	\$0.00
			2434	Directions for Mental Health Rehab	Completed	CDBG	\$122,305.00	\$122,305.00	\$0.00
			2435	Girls Incorporated of Pinellas Design	Completed	CDBG	\$30,000.00	\$30,000.00	\$0.00
		Project Total					\$746,063.86	\$746,063.86	\$0.00
	5	Public Infrastructure Program	2349	Pinellas Park CRA Sidewalk/Streetscape	Completed	CDBG	\$150,000.00	\$150,000.00	\$0.00
			2350	Safety Harbor CRA park Design & Construction	Completed	CDBG	\$150,000.00	\$150,000.00	\$0.00
			2351	Public Infrastructure Program Delivery	Completed	CDBG	\$9,582.31	\$9,582.31	\$0.00
		Project Total					\$309,582.31	\$309,582.31	\$0.00
	6	Public Services Program	2352	Continuum of Care Match - Homeless	Completed	CDBG	\$140,000.00	\$140,000.00	\$0.00
			2353	Omni Center Operations	Completed	CDBG	\$275,000.00	\$275,000.00	\$0.00
			2354	Public Services Program Delivery	Completed	CDBG	\$4,432.33	\$4,432.33	\$0.00
		Project Total					\$419,432.33	\$419,432.33	\$0.00
	7	Housing Preservation Program	2366	LSFR - Whitfield - 000491A	Completed	HOME	\$10,665.25	\$10,665.25	\$0.00
			2367	LSFR - Schuler - 000495A	Completed	HOME	\$32,675.86	\$32,675.86	\$0.00
			2368	LSFR - Fowler - 000494A	Completed	HOME	\$61,174.64	\$61,174.64	\$0.00
			2371	LSFR - Meyers - 000500A	Completed	HOME	\$32,036.93	\$32,036.93	\$0.00
			2372	LSFR -Luster - 000493A	Completed	HOME	\$64,381.87	\$64,381.87	\$0.00
			2395	Holmer, Michael - 001194A	Completed	HOME	\$120,827.65	\$120,827.65	\$0.00
			2437	LSFR - Keller - 001572A	Completed	HOME	\$15,601.58	\$15,601.58	\$0.00
		Project Total					\$337,363.78	\$337,363.78	\$0.00
	8	Housing Production Program	2387	Magnolia Court Activity Delivery	Completed	CDBG	\$1,850.38	\$1,850.38	\$0.00

U.S. Department of Housing and Urban Development
Office of Community Planning and Development
Integrated Disbursement and Information System
List of Activities By Program Year And Project
PINELLAS COUNTY,FL

DATE: 12-29-14
TIME: 12:25
PAGE: 77

Plan Year	IDIS Project	Project	IDIS Activity ID	Activity Name	Activity Status	Program	Funded Amount	Draw Amount	Balance		
2011	8	Housing Production Program	2388	Transfiguration Manor Sr. Housing	Open	HOME	\$710,000.00	\$707,300.44	\$2,699.56		
			2436	Cypress Pointe - CHAF	Open	HOME	\$1,505,000.00	\$564,671.35	\$940,328.65		
			Project Total					\$2,216,850.38	\$1,273,822.17	\$943,028.21	
	9	Homeownership Promotion Program	2364	LDAL - Bruce - 000358A	Completed	HOME	\$21,065.78	\$21,065.78	\$0.00		
			2384	LDAL - Campbell - #001193A	Completed	HOME	\$26,104.37	\$26,104.37	\$0.00		
			2385	LDAL - May - #001192A	Completed	HOME	\$26,104.37	\$26,104.37	\$0.00		
			2386	DAL - Cleveland - #001191A	Canceled	HOME	\$0.00	\$0.00	\$0.00		
			2389	Monterrosa-Baumbarger - 001375A	Completed	HOME	\$5,965.00	\$5,965.00	\$0.00		
			2390	Graham - 001372A	Completed	HOME	\$5,965.00	\$5,965.00	\$0.00		
			2391	Kessen, Shannon - 001371A	Completed	HOME	\$5,965.00	\$5,965.00	\$0.00		
			2392	Dixon - 001373A	Completed	HOME	\$5,965.00	\$5,965.00	\$0.00		
			2393	Reiman, Bryan - 001370A	Completed	HOME	\$5,965.00	\$5,965.00	\$0.00		
			2394	Paz, Juana - 001374A	Completed	HOME	\$5,815.00	\$5,815.00	\$0.00		
			2396	LDAL - Robbins, Anthony - 001360A	Completed	HOME	\$5,500.00	\$5,500.00	\$0.00		
			2421	DAL - Minutolo - 001362A	Completed	HOME	\$4,715.00	\$4,715.00	\$0.00		
			2422	DAL - Herbert - 001364A	Completed	HOME	\$5,965.00	\$5,965.00	\$0.00		
			2423	DAL - Lawrence - 001365A	Completed	HOME	\$6,005.00	\$6,005.00	\$0.00		
			2424	DAL - Keller - 001366A	Completed	HOME	\$6,005.00	\$6,005.00	\$0.00		
			2425	DAL - Bowling - 001363A	Completed	HOME	\$6,005.00	\$6,005.00	\$0.00		
				Project Total					\$143,109.52	\$143,109.52	\$0.00
								CDBG	\$2,405,092.54	\$2,176,865.07	\$228,227.47
				Program Total				HESG	\$203,912.83	\$203,912.83	\$0.00
						HOME	\$2,864,305.81	\$1,921,277.60	\$943,028.21		
		2011 Total					\$5,473,311.18	\$4,302,055.50	\$1,171,255.68		
2012	1	Target Area Improvement Projgram	2397	Joe's Creek Greenway Park Phase 4	Completed	CDBG	\$406,081.87	\$406,081.87	\$0.00		
			2398	Target Area Improvement Program Activity Delivery	Completed	CDBG	\$19,774.12	\$19,774.12	\$0.00		
			2427	Target Area Site Development	Completed	CDBG	\$37,375.15	\$37,375.15	\$0.00		
			Project Total					\$463,231.14	\$463,231.14	\$0.00	
	2	Public Facilities Program	2399	UPARC Harborside Studios Rehabilitation	Completed	CDBG	\$300,000.00	\$300,000.00	\$0.00		
			2407	PARC Curry Villa Group Home Rehab	Completed	CDBG	\$57,692.00	\$57,692.00	\$0.00		
			2408	Public Facilities Activity Delivery	Completed	CDBG	\$17,229.25	\$17,229.25	\$0.00		
		Project Total					\$374,921.25	\$374,921.25	\$0.00		
	3	Public Infrastructure Program	2404	Public Infrastructure Program Delivery	Completed	CDBG	\$11,469.64	\$11,469.64	\$0.00		
			2406	City Pinellas Park Sidewalk/Streetscape	Completed	CDBG	\$100,000.00	\$100,000.00	\$0.00		
		Project Total					\$111,469.64	\$111,469.64	\$0.00		
	4	Public Services Program	2409	COC Homeless Match - Directions Operations	Completed	CDBG	\$117,000.00	\$117,000.00	\$0.00		
			2410	Omni Center Operations	Completed	CDBG	\$235,000.00	\$235,000.00	\$0.00		
			2411	Public Services Activity Delivery	Canceled	CDBG	\$0.00	\$0.00	\$0.00		

U.S. Department of Housing and Urban Development
Office of Community Planning and Development
Integrated Disbursement and Information System
List of Activities By Program Year And Project
PINELLAS COUNTY,FL

DATE: 12-29-14
TIME: 12:25
PAGE: 78

Plan Year	IDIS Project	Project	IDIS Activity ID	Activity Name	Activity Status	Program	Funded Amount	Draw Amount	Balance
2012	4	Project Total					\$352,000.00	\$352,000.00	\$0.00
	5	ES12 Pinellas County	2403	ESG12 Administration	Completed	HESG	\$17,382.60	\$17,382.60	\$0.00
			2446	ES12 Homelessness Prevention	Open	HESG	\$61,368.27	\$61,368.27	\$0.00
			2447	ES12 Rapid Re-housing	Open	HESG	\$143,272.71	\$143,272.71	\$0.00
			2448	ES12 HMIS	Completed	HESG	\$8,734.25	\$8,734.25	\$0.00
		Project Total					\$230,757.83	\$230,757.83	\$0.00
	6	Housing Preservation Program	2430	Homeowner Preservation Program Delivery	Completed	CDBG	\$4,437.74	\$4,437.74	\$0.00
			2431	Target Area Code Enforcement	Completed	CDBG	\$36,017.04	\$36,017.04	\$0.00
			2432	Low Interest Home Improvement Loan Program	Canceled	CDBG	\$0.00	\$0.00	\$0.00
			2438	PARC - Burkett Villa Rehab	Completed	CDBG	\$90,324.94	\$90,324.94	\$0.00
			2439	PARC Curry Villa Rehab	Completed	CDBG	\$152,341.94	\$152,341.94	\$0.00
			2440	Rental Housing Preservation Program Activity Delivery	Completed	CDBG	\$12,745.64	\$12,745.64	\$0.00
			2443	PCHF - 8631 Orchid Dr.	Open	CDBG	\$170,000.00	\$140,230.37	\$29,769.63
			2460	LSFR - Moore - #001854A	Completed	HOME	\$46,758.49	\$46,758.49	\$0.00
			2461	LSFR - Pence/Childress - #001855A	Completed	HOME	\$46,167.12	\$46,167.12	\$0.00
		Project Total					\$558,792.91	\$529,023.28	\$29,769.63
	7	Facilitate construction of single- and multifamily affordable housing units.	2445	Habitat-46th Avenue Subdivision	Completed	CDBG	\$190,488.50	\$190,488.50	\$0.00
		Project Total					\$190,488.50	\$190,488.50	\$0.00
	8	Homeownership Promotion Program	2441	LDAL - Rothwell - #001657A	Completed	HOME	\$26,000.00	\$26,000.00	\$0.00
			2442	LDPA - Ramos - #001582A	Completed	HOME	\$6,000.00	\$6,000.00	\$0.00
			2444	LDPA - Rondeau - 001658A	Completed	HOME	\$26,000.00	\$26,000.00	\$0.00
		Project Total					\$58,000.00	\$58,000.00	\$0.00
	9	Administration	2402	CDBG Administration	Completed	CDBG	\$465,708.18	\$465,708.18	\$0.00
			2405	HOME Administration	Completed	HOME	\$182,693.90	\$182,693.90	\$0.00
		Project Total					\$648,402.08	\$648,402.08	\$0.00
						CDBG	\$2,423,686.01	\$2,393,916.38	\$29,769.63
		Program Total				HESG	\$230,757.83	\$230,757.83	\$0.00
						HOME	\$333,619.51	\$333,619.51	\$0.00
		2012 Total					\$2,988,063.35	\$2,958,293.72	\$29,769.63
2013	1	Target Area Improvement Program	2450	Lealman Code Enforcement	Completed	CDBG	\$51,854.10	\$51,854.10	\$0.00
			2453	Target Area Improvement Program Activity Delivery	Completed	CDBG	\$64,189.53	\$64,189.53	\$0.00
			2456	Target Area Pre-Development Activities	Completed	CDBG	\$48,178.00	\$48,178.00	\$0.00
			2458	Central Lealman Sidewalks	Open	CDBG	\$241,636.00	\$231,629.74	\$10,006.26
			2466	Greater Ridgecrest Cleanup (13/14)	Completed	CDBG	\$11,520.35	\$11,520.35	\$0.00
		Project Total					\$417,377.98	\$407,371.72	\$10,006.26
	2	Public Facilities Program	2455	Public Facilities Program Activity Delivery	Completed	CDBG	\$29,263.02	\$29,263.02	\$0.00
			2459	RCS Facility Construction	Completed	CDBG	\$300,000.00	\$300,000.00	\$0.00

U.S. Department of Housing and Urban Development
Office of Community Planning and Development
Integrated Disbursement and Information System
List of Activities By Program Year And Project
PINELLAS COUNTY,FL

DATE: 12-29-14
TIME: 12:25
PAGE: 79

Plan Year	IDIS Project	Project	IDIS Activity ID	Activity Name	Activity Status	Program	Funded Amount	Draw Amount	Balance
2013	2	Project Total					\$329,263.02	\$329,263.02	\$0.00
	3	Public Infrastructure Program	2449	Public Infrastructure Program Activity Delivery	Canceled	CDBG	\$0.00	\$0.00	\$0.00
			2454	Public Infrastructure Program Activity Delivery	Completed	CDBG	\$21,188.64	\$21,188.64	\$0.00
			2467	City of Dunedin Streetscape & Sidewalk	Completed	CDBG	\$205,500.00	\$205,500.00	\$0.00
		Project Total					\$226,688.64	\$226,688.64	\$0.00
	4	Public Services Program	2451	GRA YMCA-Omni Center Operations	Completed	CDBG	\$235,000.00	\$235,000.00	\$0.00
			2452	Directions for Living Operations	Open	CDBG	\$117,000.00	\$72,676.83	\$44,323.17
		Project Total					\$352,000.00	\$307,676.83	\$44,323.17
	5	Homeless and Homelessness Prevention Services Program	2468	ES13 HMIS	Open	HESG	\$10,000.00	\$0.00	\$10,000.00
			2469	ES13 Rapid Re-Housing	Open	HESG	\$75,631.00	\$0.00	\$75,631.00
			2470	ES13 Homelessness Prevention	Open	HESG	\$75,631.00	\$0.00	\$75,631.00
			2471	ESG13 Administration	Open	HESG	\$13,075.00	\$4,475.02	\$8,599.98
		Project Total					\$174,337.00	\$4,475.02	\$169,861.98
	6	Housing Preservation Program	2463	LSFR - Lowe/Cook - #001853A	Open	HOME	\$136,965.13	\$0.00	\$136,965.13
			2465	PCHA-Landings at Cross Bayou	Open	HOME	\$310,000.00	\$0.00	\$310,000.00
		Project Total					\$446,965.13	\$0.00	\$446,965.13
	7	Housing Production Program	2464	Pinellas Hope III	Open	HOME	\$205,000.00	\$0.00	\$205,000.00
			2472	Duval Park	Open	HOME	\$800,000.00	\$0.00	\$800,000.00
		Project Total					\$1,005,000.00	\$0.00	\$1,005,000.00
	9	Administration	2457	09/30/2014CDBG Administration	Completed	CDBG	\$543,856.66	\$543,856.66	\$0.00
			2462	HOME Administration	Completed	HOME	\$38,518.33	\$38,518.33	\$0.00
		Project Total					\$582,374.99	\$582,374.99	\$0.00
						CDBG	\$1,869,186.30	\$1,814,856.87	\$54,329.43
		Program Total				HESG	\$174,337.00	\$4,475.02	\$169,861.98
						HOME	\$1,490,483.46	\$38,518.33	\$1,451,965.13
		2013 Total					\$3,534,006.76	\$1,857,850.22	\$1,676,156.54
						CDBG	\$88,616,046.03	\$88,303,719.50	\$312,326.53
						CDBG-R	\$809,226.00	\$809,226.00	\$0.00
						ESG	\$2,419,040.80	\$2,419,040.80	\$0.00
						HESG	\$609,007.66	\$439,145.68	\$169,861.98
						HOME	\$50,006,423.52	\$47,480,578.66	\$2,525,844.86
						HPRP	\$1,237,464.00	\$1,237,464.00	\$0.00
		Grand Total					\$143,697,208.01	\$140,689,174.64	\$3,008,033.37



U.S. Department of Housing and Urban Development
Office of Community Planning and Development
Integrated Disbursement and Information System
CDBG Activity Summary Report (GPR) for Program Year 2013
PINELLAS COUNTY

Date: 29-Dec-2014

Time: 12:26

Page: 1

PGM Year: 1994
Project: 0002 - CONVERTED CDBG ACTIVITIES
IDIS Activity: 2 - CDBG COMMITTED FUNDS ADJUSTMENT

Status: Open

Location: ,

Objective:

Outcome:

Matrix Code: Planning (20)

National Objective:

Initial Funding Date: 01/01/0001

Description:

Financing

Grant Year	Grant	Fund Type	Funded Amount	Drawn In Program Year	Drawn Thru Program Year
Pre-2015		EN	\$19,249,921.49	\$0.00	\$19,249,921.49
Total			\$19,249,921.49	\$0.00	\$19,249,921.49

Proposed Accomplishments

Actual Accomplishments

Number assisted:

	Owner		Renter		Total		Person	
	Total	Hispanic	Total	Hispanic	Total	Hispanic	Total	Hispanic
White:					0	0		
Black/African American:					0	0		
Asian:					0	0		
American Indian/Alaskan Native:					0	0		
Native Hawaiian/Other Pacific Islander:					0	0		
American Indian/Alaskan Native & White:					0	0		
Asian White:					0	0		
Black/African American & White:					0	0		
American Indian/Alaskan Native & Black/African American:					0	0		
Other multi-racial:					0	0		
Asian/Pacific Islander:					0	0		
Hispanic:					0	0		
Total:	0	0	0	0	0	0	0	0

Female-headed Households:

0

Income Category:

Owner Renter Total Person



U.S. Department of Housing and Urban Development
Office of Community Planning and Development
Integrated Disbursement and Information System
CDBG Activity Summary Report (GPR) for Program Year 2013
PINELLAS COUNTY

Date: 29-Dec-2014

Time: 12:26

Page: 2

Extremely Low			0	
Low Mod			0	
Moderate			0	
Non Low Moderate			0	
Total	0	0	0	0
Percent Low/Mod				

Annual Accomplishments

No data returned for this view. This might be because the applied filter excludes all data.



U.S. Department of Housing and Urban Development
Office of Community Planning and Development
Integrated Disbursement and Information System
CDBG Activity Summary Report (GPR) for Program Year 2013
PINELLAS COUNTY

Date: 29-Dec-2014
Time: 12:26
Page: 3

PGM Year: 1997
Project: 0005 - Dansville Neighborhood Revitalization Area
IDIS Activity: 391 - ACQUISITION - DANSVILLE

Status: Completed 9/25/2014 12:00:00 AM
Location: 600 Cleveland St Dansville NRA Clearwater, FL 33755-4151

Objective: Create suitable living environments
Outcome: Sustainability
Matrix Code: Acquisition of Real Property (01)

National Objective: LMA

Initial Funding Date: 10/01/1997

Description:

ACQUIRE LAND FOR STREET IMPROVEMENTS AND DRAINAGE.

Financing

Grant Year	Grant	Fund Type	Funded Amount	Drawn In Program Year	Drawn Thru Program Year
Pre-2015		EN	\$1,790,383.33	\$0.00	\$1,790,383.33
		PI	\$366,264.77	\$0.00	\$366,264.77
Total			\$2,156,648.10	\$0.00	\$2,156,648.10

Proposed Accomplishments

People (General) : 20

Annual Accomplishments

Years	Accomplishment Narrative	# Benefitting
1997	1997 - CONTINUING ACTIVITY FOR ACQUIRING ROAD RIGH-OF-WAY AND NEIGHBORHOOD LOTS FOR PUBLIC INFRASTRUTURE AND HOUSING DEVELOPMENT. PROJECT IS APPROXIMATELY 80% COMPLETE.	
1998	1998 - ACQUISITION IS >90% COMPLETE. SOME ROW REMAINING. OPTIONAL PURCHASE OF EXCAVATION SITE FOR GREEN SPACE IN PROCESS.	
1999	1999 - ACQUISITION IS APPROXIMATELY 95% COMPLETE. ROW STRIP PARCELS REMAIN.	
2000	XX	
2002	NEARLY COMPLETE. APPROXIMATELY 6 STRIPS AND/OR WHOLE PARCELS LEFT TO BE PURCHASED	



U.S. Department of Housing and Urban Development
Office of Community Planning and Development
Integrated Disbursement and Information System
CDBG Activity Summary Report (GPR) for Program Year 2013
PINELLAS COUNTY

Date: 29-Dec-2014
Time: 12:26
Page: 4

PGM Year: 2007
Project: 0017 - HOUSING PRESERVATION - OWNER OCCUPIED
IDIS Activity: 2098 - PM - BROWN - CASE #5397

Status: Canceled 9/25/2014 3:16:58 PM
Location: 12065 134th Pl
Largo, FL 33778-1012

Objective: Provide decent affordable housing
Outcome: Sustainability
Matrix Code: Acquisition of Real Property (01)

National Objective: LMH

Initial Funding Date: 08/22/2008

Description:

ACQUISITION OF FORECLOSED PROPERTY County unable to dispose of property and get eligible beneficiary.
Per HUD guidance, the County is reimbursing the local CDBG Program fund from County General Fund.
This activity expense needs to be moved to another eligible CDBG activity so this activity can be reduced to zero and cancelled.

Financing

No data returned for this view. This might be because the applied filter excludes all data.

Proposed Accomplishments

Housing Units : 1

Actual Accomplishments

Number assisted:

	Owner		Renter		Total		Person	
	Total	Hispanic	Total	Hispanic	Total	Hispanic	Total	Hispanic
White:	0	0	0	0	0	0		0
Black/African American:	0	0	0	0	0	0	0	0
Asian:	0	0	0	0	0	0	0	0
American Indian/Alaskan Native:	0	0	0	0	0	0	0	0
Native Hawaiian/Other Pacific Islander:	0	0	0	0	0	0	0	0
American Indian/Alaskan Native & White:	0	0	0	0	0	0	0	0
Asian White:	0	0	0	0	0	0	0	0
Black/African American & White:	0	0	0	0	0	0	0	0
American Indian/Alaskan Native & Black/African American:	0	0	0	0	0	0	0	0
Other multi-racial:	0	0	0	0	0	0	0	0



U.S. Department of Housing and Urban Development
 Office of Community Planning and Development
 Integrated Disbursement and Information System
 CDBG Activity Summary Report (GPR) for Program Year 2013
 PINELLAS COUNTY

Date: 29-Dec-2014
 Time: 12:26
 Page: 5

Asian/Pacific Islander:	0	0	0	0	0	0	0	0
Hispanic:	0	0	0	0	0	0	0	0
Total:	0	0	0	0	0	0	0	0

Female-headed Households: 0 0 0 0 0 0 0 0

Income Category:

	Owner	Renter	Total	Person
Extremely Low	0	0	0	0
Low Mod	0	0	0	0
Moderate	0	0	0	0
Non Low Moderate	0	0	0	0
Total	0	0	0	0

Percent Low/Mod

Annual Accomplishments

Years	Accomplishment Narrative	# Benefitting
2007	ACQUIRE FORECLOSURE CDBG PROPERTY FOR REHABILITATION	



U.S. Department of Housing and Urban Development
Office of Community Planning and Development
Integrated Disbursement and Information System
CDBG Activity Summary Report (GPR) for Program Year 2013
PINELLAS COUNTY

Date: 29-Dec-2014
Time: 12:26
Page: 6

PGM Year: 2011
Project: 0003 - Target Area Improvement Program
IDIS Activity: 2359 - Dansville Phase IV

Status: Open
Location: Dansville NRSA Largo, FL 33778

Objective: Create suitable living environments
Outcome: Sustainability
Matrix Code: Public Facilities and Improvement
(General) (03)

National Objective: LMA

Initial Funding Date: 06/13/2012

Description:

Dansville Redevelopment Area phase IV development.

Financing

Grant Year	Grant	Fund Type	Funded Amount	Drawn In Program Year	Drawn Thru Program Year
Pre-2015		EN	\$293,730.55	\$7,983.50	\$65,503.08
		PI	\$6,269.45	\$0.00	\$6,269.45
Total			\$300,000.00	\$7,983.50	\$71,772.53

Proposed Accomplishments

People (General) : 334
Total Population in Service Area: 1,035
Census Tract Percent Low / Mod: 83.00

Annual Accomplishments

Years	Accomplishment Narrative	# Benefitting
2011	Funding for phase 4 of the Dansville Redevelopment area.	



U.S. Department of Housing and Urban Development
Office of Community Planning and Development
Integrated Disbursement and Information System
CDBG Activity Summary Report (GPR) for Program Year 2013
PINELLAS COUNTY

Date: 29-Dec-2014
Time: 12:26
Page: 7

PGM Year: 2010
Project: 0019 - Housing Production - Rental
IDIS Activity: 2375 - VOA Sunrise Place

Status: Completed 9/30/2014 12:00:00 AM
Location: 802 Mango Loop Mango Street Tarpon Springs, FL 34689-4601

Objective: Provide decent affordable housing
Outcome: Availability/accessibility
Matrix Code: Acquisition of Real Property (01)

National Objective: LMA

Initial Funding Date: 07/06/2012

Description:

Funding for acquisition of real property for development of Sunrise Place Apartments.

Financing

Grant Year	Grant	Fund Type	Funded Amount	Drawn In Program Year	Drawn Thru Program Year
Pre-2015		EN	\$427,412.87	\$3,096.35	\$427,412.87
Total			\$427,412.87	\$3,096.35	\$427,412.87

Proposed Accomplishments

People (General) : 1
Total Population in Service Area: 5,105
Census Tract Percent Low / Mod: 53.10

Annual Accomplishments

Years	Accomplishment Narrative	# Benefitting
2012	Acquisition of real property for the production of 36 affordable rental units. CDBG funding for the project is for acquisition only. Rehabilitation of units being funded with NSP1 and NSP2 funds.	



U.S. Department of Housing and Urban Development
Office of Community Planning and Development
Integrated Disbursement and Information System
CDBG Activity Summary Report (GPR) for Program Year 2013
PINELLAS COUNTY

Date: 29-Dec-2014
Time: 12:26
Page: 8

PGM Year: 2007
Project: 0023 - HOUSING PRODUCTION - RENTAL
IDIS Activity: 2376 - Magnolia Court

Status: Completed 9/25/2014 12:00:00 AM
Location: 2503 50th Ave N St Petersburg, FL 33714-2567

Objective: Provide decent affordable housing
Outcome: Availability/accessibility
Matrix Code: Acquisition of Real Property (01)

National Objective: LMA

Initial Funding Date: 07/06/2012

Description:

Funding for acquisition of property for production of Magnolia Court Apartments.

Financing

Grant Year	Grant	Fund Type	Funded Amount	Drawn In Program Year	Drawn Thru Program Year
Pre-2015		EN	\$362,527.26	\$0.00	\$362,527.26
Total			\$362,527.26	\$0.00	\$362,527.26

Proposed Accomplishments

People (General) : 1
Total Population in Service Area: 4,832
Census Tract Percent Low / Mod: 61.60

Annual Accomplishments

Years	Accomplishment Narrative	# Benefitting
2012	Funding for the acquisition of property for the production of Magnolia Court Apartments. Additional funding sources will be used for the construction of the 26-unit affordable housing project. Total project funding consists of the following: CDBG - Property Acquisition \$360,000 (HUD ID #2376), HOME - Construction \$1,664,961 (HUD ID #2382), NSP3b - COstruction \$1,175,000, NSP3 - Construction \$465,039.	



U.S. Department of Housing and Urban Development
Office of Community Planning and Development
Integrated Disbursement and Information System
CDBG Activity Summary Report (GPR) for Program Year 2013
PINELLAS COUNTY

Date: 29-Dec-2014
Time: 12:26
Page: 9

PGM Year: 2012
Project: 0001 - Target Area Improvement Program
IDIS Activity: 2397 - Joe's Creek Greenway Park Phase 4

Status: Completed 9/30/2014 12:00:00 AM
Location: Joe's Creek Greenway Park St. Petersburg, FL 33714

Objective: Create suitable living environments
Outcome: Sustainability
Matrix Code: Parks, Recreational Facilities (03F)

National Objective: LMA

Initial Funding Date: 12/13/2012

Description:

Design and construction, including the placement of a pedestrian bridge and trail access, for Phase IV of Joe's Creek Park.

Financing

Grant Year	Grant	Fund Type	Funded Amount	Drawn In Program Year	Drawn Thru Program Year
Pre-2015		EN	\$402,213.86	\$42,799.19	\$402,213.86
		PI	\$3,868.01	\$0.00	\$3,868.01
Total			\$406,081.87	\$42,799.19	\$406,081.87

Proposed Accomplishments

Public Facilities : 1

Total Population in Service Area: 7,724

Census Tract Percent Low / Mod: 62.10

Annual Accomplishments

Years	Accomplishment Narrative	# Benefitting
2013	Construction of a pedestrian trail/bridge at Joe's Creek Greenway Park	



U.S. Department of Housing and Urban Development
Office of Community Planning and Development
Integrated Disbursement and Information System
CDBG Activity Summary Report (GPR) for Program Year 2013
PINELLAS COUNTY

Date: 29-Dec-2014
Time: 12:26
Page: 10

PGM Year: 2009
Project: 0006 - Gooden Crossing Infrastructure
IDIS Activity: 2426 - Gooden Crossing Construction

Status: Completed 4/11/2014 12:00:00 AM
Location: Gooden Crossing Largo, FL 33778

Objective: Create suitable living environments
Outcome: Sustainability
Matrix Code: Street Improvements (03K)

National Objective: LMA

Initial Funding Date: 03/19/2013

Description:

Engineering, design, and construction of infrastructure improvements to Gooden Crossing.

Financing

Grant Year	Grant	Fund Type	Funded Amount	Drawn In Program Year	Drawn Thru Program Year
Pre-2015		EN	\$578,568.94	\$12,004.93	\$578,568.94
		PI	\$8,591.93	\$5,595.80	\$8,591.93
Total			\$587,160.87	\$17,600.73	\$587,160.87

Proposed Accomplishments

People (General) : 250
Total Population in Service Area: 3,155
Census Tract Percent Low / Mod: 59.60

Annual Accomplishments

Years	Accomplishment Narrative	# Benefitting
2012		
2013	Roadway construction completed	



U.S. Department of Housing and Urban Development
Office of Community Planning and Development
Integrated Disbursement and Information System
CDBG Activity Summary Report (GPR) for Program Year 2013
PINELLAS COUNTY

Date: 29-Dec-2014
Time: 12:26
Page: 11

PGM Year: 2012
Project: 0001 - Target Area Improvement Program
IDIS Activity: 2427 - Target Area Site Development

Status: Completed 9/30/2014 12:00:00 AM
Location: Dansville NRSA Largo, FL 33774

Objective: Create suitable living environments
Outcome: Sustainability
Matrix Code: Disposition (02)

National Objective: LMA

Initial Funding Date: 03/19/2013

Description:

Temporary property management of CDBG acquired property.

Financing

Grant Year	Grant	Fund Type	Funded Amount	Drawn In Program Year	Drawn Thru Program Year
Pre-2015		EN	\$37,375.15	\$9,363.75	\$37,375.15
Total			\$37,375.15	\$9,363.75	\$37,375.15

Proposed Accomplishments

People (General) : 334

Total Population in Service Area: 1,035

Census Tract Percent Low / Mod: 83.00

Annual Accomplishments

Years	Accomplishment Narrative	# Benefitting
2012	Funding used for maintenance of property acquired for right-of-way/easements in Dansville Neighborhood Revitalization Strategy Area.	



U.S. Department of Housing and Urban Development
Office of Community Planning and Development
Integrated Disbursement and Information System
CDBG Activity Summary Report (GPR) for Program Year 2013
PINELLAS COUNTY

Date: 29-Dec-2014

Time: 12:26

Page: 12

PGM Year: 2012
Project: 0006 - Housing Preservation Program
IDIS Activity: 2432 - Low Interest Home Improvement Loan Program

Status: Canceled 5/5/2014 12:00:00 AM
Location: Countywide Clearwater, FL 33763-1633

Objective: Provide decent affordable housing

Outcome: Availability/accessibility

Matrix Code: Rehab; Single-Unit Residential (14A)

National Objective: LMH

Initial Funding Date: 04/22/2013

Description:

Funding for the Low Interest Loan Home Improvement Program.

Financing

No data returned for this view. This might be because the applied filter excludes all data.

Proposed Accomplishments

Housing Units : 10

Actual Accomplishments

Number assisted:

	Owner		Renter		Total		Person	
	Total	Hispanic	Total	Hispanic	Total	Hispanic	Total	Hispanic
White:	0	0	0	0	0	0		0
Black/African American:	0	0	0	0	0	0	0	0
Asian:	0	0	0	0	0	0	0	0
American Indian/Alaskan Native:	0	0	0	0	0	0	0	0
Native Hawaiian/Other Pacific Islander:	0	0	0	0	0	0	0	0
American Indian/Alaskan Native & White:	0	0	0	0	0	0	0	0
Asian White:	0	0	0	0	0	0	0	0
Black/African American & White:	0	0	0	0	0	0	0	0
American Indian/Alaskan Native & Black/African American:	0	0	0	0	0	0	0	0
Other multi-racial:	0	0	0	0	0	0	0	0
Asian/Pacific Islander:	0	0	0	0	0	0	0	0



U.S. Department of Housing and Urban Development
Office of Community Planning and Development
Integrated Disbursement and Information System
CDBG Activity Summary Report (GPR) for Program Year 2013
PINELLAS COUNTY

Date: 29-Dec-2014

Time: 12:26

Page: 13

Hispanic:	0	0	0	0	0	0	0	0
Total:	0	0	0	0	0	0	0	0

Female-headed Households:	0	0	0	0	0	0	0	0
---------------------------	---	---	---	---	---	---	---	---

Income Category:

	Owner	Renter	Total	Person
Extremely Low	0	0	0	0
Low Mod	0	0	0	0
Moderate	0	0	0	0
Non Low Moderate	0	0	0	0
Total	0	0	0	0

Percent Low/Mod

Annual Accomplishments

No data returned for this view. This might be because the applied filter excludes all data.



U.S. Department of Housing and Urban Development
Office of Community Planning and Development
Integrated Disbursement and Information System
CDBG Activity Summary Report (GPR) for Program Year 2013
PINELLAS COUNTY

Date: 29-Dec-2014

Time: 12:26

Page: 14

PGM Year: 2012

Project: 0006 - Housing Preservation Program

IDIS Activity: 2443 - PCHF - 8631 Orchid Dr.

Status: Open

Location: 8631 Orchid Dr Seminole, FL 33777-3330

Objective: Provide decent affordable housing

Outcome: Sustainability

Matrix Code: Acquisition for Rehabilitation (14G)

National Objective: LMH

Initial Funding Date: 08/28/2013

Description:

Funding for acquisition of single family property under Housing Preservation Program.

Financing

Grant Year	Grant	Fund Type	Funded Amount	Drawn In Program Year	Drawn Thru Program Year
Pre-2015		EN	\$170,000.00	\$37,723.24	\$140,230.37
Total			\$170,000.00	\$37,723.24	\$140,230.37

Proposed Accomplishments

Housing Units : 1

Actual Accomplishments

Number assisted:

	Owner		Renter		Total		Person	
	Total	Hispanic	Total	Hispanic	Total	Hispanic	Total	Hispanic
White:	0	0	0	0	0	0		0
Black/African American:	0	0	0	0	0	0	0	0
Asian:	0	0	0	0	0	0	0	0
American Indian/Alaskan Native:	0	0	0	0	0	0	0	0
Native Hawaiian/Other Pacific Islander:	0	0	0	0	0	0	0	0
American Indian/Alaskan Native & White:	0	0	0	0	0	0	0	0
Asian White:	0	0	0	0	0	0	0	0
Black/African American & White:	0	0	0	0	0	0	0	0
American Indian/Alaskan Native & Black/African American:	0	0	0	0	0	0	0	0
Other multi-racial:	0	0	0	0	0	0	0	0
Asian/Pacific Islander:	0	0	0	0	0	0	0	0
Hispanic:	0	0	0	0	0	0	0	0
Total:	0	0	0	0	0	0	0	0
Female-headed Households:	0		0		0			



U.S. Department of Housing and Urban Development
Office of Community Planning and Development
Integrated Disbursement and Information System
CDBG Activity Summary Report (GPR) for Program Year 2013
PINELLAS COUNTY

Date: 29-Dec-2014

Time: 12:26

Page: 15

Income Category:

	Owner	Renter	Total	Person
Extremely Low	0	0	0	0
Low Mod	0	0	0	0
Moderate	0	0	0	0
Non Low Moderate	0	0	0	0
Total	0	0	0	0
Percent Low/Mod				

Annual Accomplishments

Years	Accomplishment Narrative	# Benefitting
2012	Funding for the acquisition of the a single family home for rehabilitation and resale to an eligible homebuyer. The acquisition was completed in FY2012. The rehabilitation and resale will occur in FY2013. Beneficiary data will be reported under FY13.	
2013	Funding for the acquisition of the a single family home for rehabilitation and resale to an eligible homebuyer. The acquisition was completed in FY2012.	



U.S. Department of Housing and Urban Development
Office of Community Planning and Development
Integrated Disbursement and Information System
CDBG Activity Summary Report (GPR) for Program Year 2013
PINELLAS COUNTY

Date: 29-Dec-2014
Time: 12:26
Page: 16

PGM Year:	2012				
Project:	0007 - Facilitate construction of single- and multifamily affordable housing units.				
IDIS Activity:	2445 - Habitat-46th Avenue Subdivision				
Status:	Completed 1/13/2014 12:00:00 AM	Objective:	Provide decent affordable housing		
Location:	46th Ave North North Side St. Petersburg, FL 33709	Outcome:	Availability/accessibility		
		Matrix Code:	Acquisition of Real Property (01)	National Objective:	LMA

Initial Funding Date: 11/26/2013

Description:

Funding for the acquisition of land for future development of 12 affordable single family homes.

Financing

Grant Year	Grant	Fund Type	Funded Amount	Drawn In Program Year	Drawn Thru Program Year
Pre-2015		EN	\$190,488.50	\$0.00	\$190,488.50
Total			\$190,488.50	\$0.00	\$190,488.50

Proposed Accomplishments

People (General) : 3,357

Total Population in Service Area: 3,357

Census Tract Percent Low / Mod: 57.20

Annual Accomplishments

Years	Accomplishment Narrative	# Benefitting
2012	Provide funding for the acquisition of land for the future development of 12 affordable single family homes.	



U.S. Department of Housing and Urban Development
Office of Community Planning and Development
Integrated Disbursement and Information System
CDBG Activity Summary Report (GPR) for Program Year 2013
PINELLAS COUNTY

Date: 29-Dec-2014
Time: 12:26
Page: 17

PGM Year: 2013
Project: 0001 - Target Area Improvement Program
IDIS Activity: 2450 - Lealman Code Enforcement

Status: Completed 9/30/2014 12:00:00 AM
Location: Lealman Target Area St. Petersburg, FL 33714

Objective: Create suitable living environments
Outcome: Sustainability
Matrix Code: Code Enforcement (15)

National Objective: LMA

Initial Funding Date: 03/10/2014

Description:

Code enforcement in deteriorated or deteriorating neighborhood target areas to arrest the decline of the neighborhoods.

Financing

Grant Year	Grant	Fund Type	Funded Amount	Drawn In Program Year	Drawn Thru Program Year
Pre-2015		EN	\$51,854.10	\$51,854.10	\$51,854.10
Total			\$51,854.10	\$51,854.10	\$51,854.10

Proposed Accomplishments

People (General) : 7,800
Total Population in Service Area: 7,724
Census Tract Percent Low / Mod: 62.10

Annual Accomplishments

Years	Accomplishment Narrative	# Benefitting
2013	Code enforcement in the Lealman Target Area to arrest the decline of the neighborhoods.	



U.S. Department of Housing and Urban Development
Office of Community Planning and Development
Integrated Disbursement and Information System
CDBG Activity Summary Report (GPR) for Program Year 2013
PINELLAS COUNTY

Date: 29-Dec-2014
Time: 12:26
Page: 18

PGM Year: 2013
Project: 0004 - Public Services Program
IDIS Activity: 2451 - GRA YMCA-Omni Center Operations

Status: Completed 9/30/2014 12:00:00 AM
Location: 1801 119th St Largo, FL 33778-1028

Objective: Create suitable living environments
Outcome: Availability/accessibility
Matrix Code: Public Services (General) (05)

National Objective: LMA

Initial Funding Date: 03/10/2014

Description:

Public Services Program - Omni Center Operations.

Financing

Grant Year	Grant	Fund Type	Funded Amount	Drawn In Program Year	Drawn Thru Program Year
Pre-2015		EN	\$218,995.59	\$218,995.59	\$218,995.59
		PI	\$16,004.41	\$16,004.41	\$16,004.41
Total			\$235,000.00	\$235,000.00	\$235,000.00

Proposed Accomplishments

People (General) : 3,155
Total Population in Service Area: 3,155
Census Tract Percent Low / Mod: 59.60

Annual Accomplishments

Years	Accomplishment Narrative	# Benefitting
2013	Provided comprehensive recreational services to the Greater Ridgecrest Neighborhood Revitalization Strategy Area.	



U.S. Department of Housing and Urban Development
Office of Community Planning and Development
Integrated Disbursement and Information System
CDBG Activity Summary Report (GPR) for Program Year 2013
PINELLAS COUNTY

Date: 29-Dec-2014

Time: 12:26

Page: 19

PGM Year:	2013				
Project:	0004 - Public Services Program				
IDIS Activity:	2452 - Directions for Living Operations				
Status:	Open	Objective:	Create suitable living environments		
Location:	Countryside Blvd Clearwater, FL 33763-1633	Outcome:	Availability/accessibility		
		Matrix Code:	Mental Health Services (05O)	National Objective:	LMC

Initial Funding Date: 03/10/2014

Description:

Public Services Program - Funding for operations at Directions for Living, Inc.
Match for Continuum of Care Homeless Needs.

Financing

Grant Year	Grant	Fund Type	Funded Amount	Drawn In Program Year	Drawn Thru Program Year
Pre-2015		EN	\$117,000.00	\$72,676.83	\$72,676.83
Total			\$117,000.00	\$72,676.83	\$72,676.83

Proposed Accomplishments

People (General) : 700

Actual Accomplishments

Number assisted:

	Owner		Renter		Total		Person	
	Total	Hispanic	Total	Hispanic	Total	Hispanic	Total	Hispanic
White:	0	0	0	0	0	0	408	26
Black/African American:	0	0	0	0	0	0	164	0
Asian:	0	0	0	0	0	0	11	0
American Indian/Alaskan Native:	0	0	0	0	0	0	1	0
Native Hawaiian/Other Pacific Islander:	0	0	0	0	0	0	0	0
American Indian/Alaskan Native & White:	0	0	0	0	0	0	3	0
Asian White:	0	0	0	0	0	0	0	0
Black/African American & White:	0	0	0	0	0	0	0	0
American Indian/Alaskan Native & Black/African American:	0	0	0	0	0	0	1	0
Other multi-racial:	0	0	0	0	0	0	4	1
Asian/Pacific Islander:	0	0	0	0	0	0	0	0
Hispanic:	0	0	0	0	0	0	0	0
Total:	0	0	0	0	0	0	592	27
Female-headed Households:	0		0		0			



U.S. Department of Housing and Urban Development
Office of Community Planning and Development
Integrated Disbursement and Information System
CDBG Activity Summary Report (GPR) for Program Year 2013
PINELLAS COUNTY

Date: 29-Dec-2014

Time: 12:26

Page: 20

Income Category:

	Owner	Renter	Total	Person
Extremely Low	0	0	0	479
Low Mod	0	0	0	113
Moderate	0	0	0	0
Non Low Moderate	0	0	0	0
Total	0	0	0	592
Percent Low/Mod				100.0%

Annual Accomplishments

Years	Accomplishment Narrative	# Benefitting
2013	Provided funding for the operations, including salaries and client services, of Directions for Living providing services to homeless mentally ill persons.	



U.S. Department of Housing and Urban Development
Office of Community Planning and Development
Integrated Disbursement and Information System
CDBG Activity Summary Report (GPR) for Program Year 2013
PINELLAS COUNTY

Date: 29-Dec-2014
Time: 12:26
Page: 21

PGM Year: 2013
Project: 0001 - Target Area Improvement Program
IDIS Activity: 2453 - Target Area Improvement Program Activity Delivery

Status: Completed 9/30/2014 12:00:00 AM
Location: NRSA/Local Target Areas Countywide Clearwater, FL 33755
Objective: Create suitable living environments
Outcome: Sustainability
Matrix Code: Public Facilities and Improvement (General) (03)
National Objective: LMA

Initial Funding Date: 03/10/2014

Description:

Activity delivery costs for administering the Target Area Improvement Program activities.

Financing

Grant Year	Grant	Fund Type	Funded Amount	Drawn In Program Year	Drawn Thru Program Year
Pre-2015		EN	\$64,189.53	\$64,189.53	\$64,189.53
Total			\$64,189.53	\$64,189.53	\$64,189.53

Proposed Accomplishments

Total Population in Service Area: 7,724
Census Tract Percent Low / Mod: 62.10

Annual Accomplishments

Years	Accomplishment Narrative	# Benefitting
2013	Joe's Creek Greenway Park Pedestrian Trail/Bridges Construction	



U.S. Department of Housing and Urban Development
Office of Community Planning and Development
Integrated Disbursement and Information System
CDBG Activity Summary Report (GPR) for Program Year 2013
PINELLAS COUNTY

Date: 29-Dec-2014
Time: 12:26
Page: 22

PGM Year: 2013
Project: 0003 - Public Infrastructure Program
IDIS Activity: 2454 - Public Infrastructure Program Activity Delivery

Status: Completed 9/30/2014 12:00:00 AM
Location: Dunedin Community Redevelopment Area Dunedin, FL 34698

Objective: Create suitable living environments
Outcome: Sustainability
Matrix Code: Public Facilities and Improvement (General) (03)

National Objective: SBA

Initial Funding Date: 03/10/2014

Description:

Activity delivery costs for administering the Public Infrastructure Improvement Program activities.

Financing

Grant Year	Grant	Fund Type	Funded Amount	Drawn In Program Year	Drawn Thru Program Year
Pre-2015		EN	\$21,188.64	\$21,188.64	\$21,188.64
Total			\$21,188.64	\$21,188.64	\$21,188.64

Proposed Accomplishments

Annual Accomplishments

Years	Accomplishment Narrative	# Benefitting
2013	Activity delivery expenses for administering the public infrastructure program.	



U.S. Department of Housing and Urban Development
Office of Community Planning and Development
Integrated Disbursement and Information System
CDBG Activity Summary Report (GPR) for Program Year 2013
PINELLAS COUNTY

Date: 29-Dec-2014
Time: 12:26
Page: 23

PGM Year: 2013
Project: 0002 - Public Facilities Program
IDIS Activity: 2455 - Public Facilities Program Activity Delivery

Status: Completed 9/30/2014 12:00:00 AM
Location: 1403 N Fort Harrison Ave Clearwater, FL 33755-2421
Objective: Create suitable living environments
Outcome: Availability/accessibility
Matrix Code: Public Facilities and Improvement (General) (03)
National Objective: LMC

Initial Funding Date: 03/10/2014

Description:

Activity delivery costs for administering the Public Facilities Improvement Program activities.

Financing

Grant Year	Grant	Fund Type	Funded Amount	Drawn In Program Year	Drawn Thru Program Year
Pre-2015		EN	\$29,263.02	\$29,263.02	\$29,263.02
Total			\$29,263.02	\$29,263.02	\$29,263.02

Proposed Accomplishments

Actual Accomplishments

Number assisted:

	Owner		Renter		Total		Person	
	Total	Hispanic	Total	Hispanic	Total	Hispanic	Total	Hispanic
White:	0	0	0	0	0	0		0
Black/African American:	0	0	0	0	0	0	0	0
Asian:	0	0	0	0	0	0	0	0
American Indian/Alaskan Native:	0	0	0	0	0	0	0	0
Native Hawaiian/Other Pacific Islander:	0	0	0	0	0	0	0	0
American Indian/Alaskan Native & White:	0	0	0	0	0	0	0	0
Asian White:	0	0	0	0	0	0	0	0
Black/African American & White:	0	0	0	0	0	0	0	0
American Indian/Alaskan Native & Black/African American:	0	0	0	0	0	0	0	0
Other multi-racial:	0	0	0	0	0	0	0	0
Asian/Pacific Islander:	0	0	0	0	0	0	0	0
Hispanic:	0	0	0	0	0	0	0	0
Total:	0	0	0	0	0	0	0	0
Female-headed Households:	0		0		0			

Income Category:

Owner Renter Total Person



U.S. Department of Housing and Urban Development
Office of Community Planning and Development
Integrated Disbursement and Information System
CDBG Activity Summary Report (GPR) for Program Year 2013
PINELLAS COUNTY

Date: 29-Dec-2014

Time: 12:26

Page: 24

Extremely Low	0	0	0	0
Low Mod	0	0	0	0
Moderate	0	0	0	0
Non Low Moderate	0	0	0	0
Total	0	0	0	0
Percent Low/Mod				

Annual Accomplishments

Years	Accomplishment Narrative	# Benefitting
2013	Activity delivery costs for administering the Public Facilities Improvement Program activities.	



U.S. Department of Housing and Urban Development
Office of Community Planning and Development
Integrated Disbursement and Information System
CDBG Activity Summary Report (GPR) for Program Year 2013
PINELLAS COUNTY

Date: 29-Dec-2014
Time: 12:26
Page: 25

PGM Year: 2013
Project: 0001 - Target Area Improvement Program
IDIS Activity: 2456 - Target Area Pre-Development Activities

Status: Completed 9/30/2014 12:00:00 AM
Location: NRSA/Local Target Areas Countywide Clearwater, FL 33755

Objective: Create suitable living environments
Outcome: Sustainability
Matrix Code: Public Facilities and Improvement (General) (03)

National Objective: LMA

Initial Funding Date: 03/10/2014

Description:

Predevelopment activities of County-owned lots.

Financing

Grant Year	Grant	Fund Type	Funded Amount	Drawn In Program Year	Drawn Thru Program Year
Pre-2015		EN	\$48,178.00	\$48,178.00	\$48,178.00
Total			\$48,178.00	\$48,178.00	\$48,178.00

Proposed Accomplishments

People (General) : 3,155

Total Population in Service Area: 3,355

Census Tract Percent Low / Mod: 60.10

Annual Accomplishments

Years	Accomplishment Narrative	# Benefitting
2013	Predevelopment activities of County-owned lots including, but not limited to, zoning approvals, platting, site work, legal, design, consulting, surveys, geotechnical studies and investigations, utility engineering and environmental assessments, other costs associated with property maintenance and site development; acquisition of signage easements and construction/installation of neighborhood signage.	



U.S. Department of Housing and Urban Development
Office of Community Planning and Development
Integrated Disbursement and Information System
CDBG Activity Summary Report (GPR) for Program Year 2013
PINELLAS COUNTY

Date: 29-Dec-2014

Time: 12:26

Page: 26

PGM Year: 2013
Project: 0009 - Administration
IDIS Activity: 2457 - 09/30/2014CDBG Administration

Status: Completed 9/30/2014 12:00:00 AM

Location: ,

Objective:

Outcome:

Matrix Code: General Program Administration (21A)

National Objective:

Initial Funding Date: 03/10/2014

Description:

General planning and administrative costs associated with administering the CDBG Program.

Financing

Grant Year	Grant	Fund Type	Funded Amount	Drawn In Program Year	Drawn Thru Program Year
Pre-2015		EN	\$503,069.77	\$501,918.37	\$503,069.77
		PI	\$40,786.89	\$39,675.90	\$40,786.89
Total			\$543,856.66	\$541,594.27	\$543,856.66

Proposed Accomplishments

Actual Accomplishments

Number assisted:

	Owner		Renter		Total		Person	
	Total	Hispanic	Total	Hispanic	Total	Hispanic	Total	Hispanic
White:					0	0		
Black/African American:					0	0		
Asian:					0	0		
American Indian/Alaskan Native:					0	0		
Native Hawaiian/Other Pacific Islander:					0	0		
American Indian/Alaskan Native & White:					0	0		
Asian White:					0	0		
Black/African American & White:					0	0		
American Indian/Alaskan Native & Black/African American:					0	0		
Other multi-racial:					0	0		
Asian/Pacific Islander:					0	0		
Hispanic:					0	0		
Total:	0	0	0	0	0	0	0	0
Female-headed Households:					0			



U.S. Department of Housing and Urban Development
Office of Community Planning and Development
Integrated Disbursement and Information System
CDBG Activity Summary Report (GPR) for Program Year 2013
PINELLAS COUNTY

Date: 29-Dec-2014

Time: 12:26

Page: 27

Income Category:

	Owner	Renter	Total	Person
Extremely Low			0	
Low Mod			0	
Moderate			0	
Non Low Moderate			0	
Total	0	0	0	0
Percent Low/Mod				

Annual Accomplishments

No data returned for this view. This might be because the applied filter excludes all data.



U.S. Department of Housing and Urban Development
Office of Community Planning and Development
Integrated Disbursement and Information System
CDBG Activity Summary Report (GPR) for Program Year 2013
PINELLAS COUNTY

Date: 29-Dec-2014
Time: 12:26
Page: 28

PGM Year:	2013				
Project:	0001 - Target Area Improvement Program				
IDIS Activity:	2458 - Central Lealman Sidewalks				
Status:	Open	Objective:	Create suitable living environments		
Location:	Central Lealman Target Area St. Petersburg, FL 33714	Outcome:	Sustainability		
		Matrix Code:	Street Improvements (03K)	National Objective:	LMA

Initial Funding Date: 04/29/2014

Description:

Engineeringdesign of roadway improvements and acquisition of land for storm water drainageutilities in Central Lealman.

Financing

Grant Year	Grant	Fund Type	Funded Amount	Drawn In Program Year	Drawn Thru Program Year
Pre-2015		EN	\$104,695.35	\$94,689.09	\$94,689.09
		PI	\$136,940.65	\$136,940.65	\$136,940.65
Total			\$241,636.00	\$231,629.74	\$231,629.74

Proposed Accomplishments

People (General) : 7,800

Total Population in Service Area: 7,724

Census Tract Percent Low / Mod: 62.10

Annual Accomplishments

No data returned for this view. This might be because the applied filter excludes all data.



U.S. Department of Housing and Urban Development
Office of Community Planning and Development
Integrated Disbursement and Information System
CDBG Activity Summary Report (GPR) for Program Year 2013
PINELLAS COUNTY

Date: 29-Dec-2014
Time: 12:26
Page: 29

PGM Year: 2013
Project: 0002 - Public Facilities Program
IDIS Activity: 2459 - RCS Facility Construction

Status: Completed 9/30/2014 12:00:00 AM
Location: Address Suppressed

Objective: Create suitable living environments
Outcome: Availability/accessibility
Matrix Code: Homeless Facilities (not operating costs) (03C)

National Objective: LMC

Initial Funding Date: 04/29/2014

Description:

Construction of a new outreach center for The Haven of RCS Domestic Violence Services.

Financing

Grant Year	Grant	Fund Type	Funded Amount	Drawn In Program Year	Drawn Thru Program Year
Pre-2015		EN	\$300,000.00	\$300,000.00	\$300,000.00
Total			\$300,000.00	\$300,000.00	\$300,000.00

Proposed Accomplishments

Public Facilities : 1

Actual Accomplishments

Number assisted:

	Owner		Renter		Total		Person	
	Total	Hispanic	Total	Hispanic	Total	Hispanic	Total	Hispanic
White:	0	0	0	0	0	0	14,302	2,124
Black/African American:	0	0	0	0	0	0	2,837	0
Asian:	0	0	0	0	0	0	42	0
American Indian/Alaskan Native:	0	0	0	0	0	0	7	0
Native Hawaiian/Other Pacific Islander:	0	0	0	0	0	0	22	0
American Indian/Alaskan Native & White:	0	0	0	0	0	0	0	0
Asian White:	0	0	0	0	0	0	0	0
Black/African American & White:	0	0	0	0	0	0	0	0
American Indian/Alaskan Native & Black/African American:	0	0	0	0	0	0	0	0
Other multi-racial:	0	0	0	0	0	0	1,334	0
Asian/Pacific Islander:	0	0	0	0	0	0	0	0
Hispanic:	0	0	0	0	0	0	0	0
Total:	0	0	0	0	0	0	18,544	2,124
Female-headed Households:	0		0		0			



U.S. Department of Housing and Urban Development
Office of Community Planning and Development
Integrated Disbursement and Information System
CDBG Activity Summary Report (GPR) for Program Year 2013
PINELLAS COUNTY

Date: 29-Dec-2014

Time: 12:26

Page: 30

Income Category:

	Owner	Renter	Total	Person
Extremely Low	0	0	0	0
Low Mod	0	0	0	11,380
Moderate	0	0	0	3,597
Non Low Moderate	0	0	0	3,567
Total	0	0	0	18,544
Percent Low/Mod				80.8%

Annual Accomplishments

Years	Accomplishment Narrative	# Benefitting
2013	Funding for the construction of an outreach center for homeless/victims of domestic violence.	



U.S. Department of Housing and Urban Development
Office of Community Planning and Development
Integrated Disbursement and Information System
CDBG Activity Summary Report (GPR) for Program Year 2013
PINELLAS COUNTY

Date: 29-Dec-2014
Time: 12:26
Page: 31

PGM Year: 2013
Project: 0001 - Target Area Improvement Program
IDIS Activity: 2466 - Greater Ridgecrest Cleanup (13/14)

Status: Completed 9/30/2014 12:00:00 AM
Location: Greater Ridgecrest Neighborhood Largo, FL 33774

Objective: Create suitable living environments
Outcome: Sustainability
Matrix Code: Neighborhood Cleanups (05V)

National Objective: LMA

Initial Funding Date: 09/24/2014

Description:

Greater Ridgecrest Neighborhood Revitalization Area Cleanup

Financing

Grant Year	Grant	Fund Type	Funded Amount	Drawn In Program Year	Drawn Thru Program Year
Pre-2015		EN	\$11,520.35	\$11,520.35	\$11,520.35
Total			\$11,520.35	\$11,520.35	\$11,520.35

Proposed Accomplishments

People (General) : 1,100
Total Population in Service Area: 2,610
Census Tract Percent Low / Mod: 61.10

Annual Accomplishments

Years	Accomplishment Narrative	# Benefitting
2013	Funding for Greater Ridgecrest Area curbside cleanup to remove trash and debris from neighborhood. 2519 lbs of hazardous waste and 40 tons garbage collected.	



U.S. Department of Housing and Urban Development
Office of Community Planning and Development
Integrated Disbursement and Information System
CDBG Activity Summary Report (GPR) for Program Year 2013
PINELLAS COUNTY

Date: 29-Dec-2014
Time: 12:26
Page: 32

PGM Year: 2013
Project: 0003 - Public Infrastructure Program
IDIS Activity: 2467 - City of Dunedin Streetscape & Sidewalk

Status: Completed 9/30/2014 12:00:00 AM
Location: Douglas between Main Street and Skinner Dunedin, FL 34698

Objective: Create suitable living environments
Outcome: Sustainability
Matrix Code: Street Improvements (03K)

National Objective: SBA

Initial Funding Date: 09/24/2014

Description:

Dunedin Streetscape and Sidewalk Activity

Financing

Grant Year	Grant	Fund Type	Funded Amount	Drawn In Program Year	Drawn Thru Program Year
Pre-2015		EN	\$202,228.44	\$152,376.94	\$202,228.44
		PI	\$3,271.56	\$3,271.56	\$3,271.56
Total			\$205,500.00	\$155,648.50	\$205,500.00

Proposed Accomplishments

People (General) : 9,874

Annual Accomplishments

Years	Accomplishment Narrative	# Benefitting
2013	Replace and construct new sidewalk segments to meet ADA standards with detectable warning surfaces, 1 mile of road paving and install new landscaping on North Douglas Avenue from Grant Street to Skinner Boulevard (SR 580)	



U.S. Department of Housing and Urban Development
Office of Community Planning and Development
Integrated Disbursement and Information System
CDBG Activity Summary Report (GPR) for Program Year 2013
PINELLAS COUNTY

Date: 29-Dec-2014
Time: 12:26
Page: 33

Total Funded Amount:	\$25,756,802.41
Total Drawn Thru Program Year:	\$25,444,475.88
Total Drawn In Program Year:	\$1,881,309.74

U.S. DEPARTMENT OF HOUSING
AND URBAN DEVELOPMENT
OFFICE OF COMMUNITY
PLANNING AND DEVELOPMENT
PR06 - Summary of Consolidated
Plan Projects for Report Year

DATE: 12/29/2014
TIME: 12:28:03 PM
PAGE: 1/1

IDIS

Plan IDIS Year Project	Project Title and Description	Program	Project Estimate	Committed Amount	Amount Drawn Thru Report Year	Amount Available to Draw	Amount Drawn in Report Year
2013 1	Target Area Improvement Program	CDBG	\$1,337,535.00	\$417,377.98	\$407,371.72	\$10,006.26	\$407,371.72
2	Public Facilities Program	CDBG	\$403,891.00	\$329,263.02	\$329,263.02	\$0.00	\$329,263.02
3	Public Infrastructure Program	CDBG	\$27,500.00	\$226,688.64	\$226,688.64	\$0.00	\$176,837.14
4	Public Services Program	CDBG	\$152,000.00	\$352,000.00	\$307,676.83	\$44,323.17	\$307,676.83
5	Homeless and Homelessness Prevention Services Program	HESG	\$189,208.00	\$174,337.00	\$4,475.02	\$169,861.98	\$4,475.02
6	Housing Preservation Program	CDBG	\$85,000.00	\$0.00	\$0.00	\$0.00	\$0.00
		HOME	\$844,731.00	\$446,965.13	\$0.00	\$446,965.13	\$0.00
7	Housing Production Program	HOME	\$560,946.00	\$1,005,000.00	\$0.00	\$1,005,000.00	\$0.00
8	Homeownership Promotion Program	HOME	\$100,000.00	\$0.00	\$0.00	\$0.00	\$0.00
9	Administration	CDBG	\$501,482.00	\$543,856.66	\$543,856.66	\$0.00	\$541,594.27
		HOME	\$167,297.00	\$38,518.33	\$38,518.33	\$0.00	\$38,518.33

U.S. DEPARTMENT OF HOUSING
AND URBAN DEVELOPMENT

OFFICE OF COMMUNITY
PLANNING AND DEVELOPMENT

PR07 - Drawdown Report by
Voucher Number - Vouchers
Submitted to Loccs

DATE: 12/29/2014
TIME: 12:30:49 PM
PAGE: 1/2

IDIS

Voucher Number	Line Item	IDIS Project ID	IDIS Act ID	Voucher Created	Voucher Status	Status Date	LOCES Send Date	Grant Number	Fund Type	Recipient TIN	Payee TIN	Program	PY	Drawn Amount
5631607	1	9	2402	11/26/2013	Completed	11/26/2013	11/26/2013	B11UC120005	EN	596000800	596000800	CDBG	Y	\$22,975.91
2	9	2402	11/26/2013	Completed	11/26/2013	11/26/2013	B12UC120005	PI	596000800	596000800	CDBG	Y	\$545.83	
3	3	2359	11/26/2013	Completed	11/26/2013	11/26/2013	B11UC120005	EN	596000800	596000800	CDBG	Y	\$2,573.18	
4	3	2359	11/26/2013	Completed	11/26/2013	11/26/2013	B12UC120005	PI	596000800	596000800	CDBG	Y	\$2,183.32	
5631610	1	9	2402	11/26/2013	Completed	11/27/2013	11/26/2013	B11UC120005	EN	596000800	596000800	CDBG	Y	\$499.11
2	23	2376	11/26/2013	Completed	11/27/2013	11/26/2013	B11UC120005	EN	596000800	596000800	CDBG	Y	\$20.33	
3	1	2397	11/26/2013	Completed	11/27/2013	11/26/2013	B11UC120005	EN	596000800	596000800	CDBG	Y	\$72.67	
4	2	2399	11/26/2013	Completed	11/27/2013	11/26/2013	B11UC120005	EN	596000800	596000800	CDBG	Y	\$56,763.29	
5	2	2399	11/26/2013	Completed	11/27/2013	11/26/2013	B12UC120005	EN	596000800	596000800	CDBG	Y	\$49,894.67	
6	3	2404	11/26/2013	Completed	11/27/2013	11/26/2013	B12UC120005	EN	596000800	596000800	CDBG	Y	\$692.40	
7	6	2426	11/26/2013	Completed	11/27/2013	11/26/2013	B12UC120005	EN	596000800	596000800	CDBG	Y	\$38,916.14	
8	1	2427	11/26/2013	Completed	11/27/2013	11/26/2013	B12UC120005	EN	596000800	596000800	CDBG	Y	\$6,919.02	
9	6	2430	11/26/2013	Completed	11/27/2013	11/26/2013	B12UC120005	EN	596000800	596000800	CDBG	Y	\$135.58	
10	6	2431	11/26/2013	Completed	11/27/2013	11/26/2013	B12UC120005	EN	596000800	596000800	CDBG	Y	\$3,940.87	
11	4	2433	11/26/2013	Completed	11/27/2013	11/26/2013	B12UC120005	EN	596000800	596000800	CDBG	Y	\$41,000.00	
12	6	2440	11/26/2013	Completed	11/27/2013	11/26/2013	B12UC120005	EN	596000800	596000800	CDBG	Y	\$5,112.76	
13	7	2445	11/26/2013	Completed	11/27/2013	11/26/2013	B12UC120005	EN	596000800	596000800	CDBG	Y	\$190,488.50	
14	3	2406	11/26/2013	Completed	11/27/2013	11/26/2013	B12UC120005	EN	596000800	596000800	CDBG	Y	\$51,179.85	
5631624	1	9	2402	11/26/2013	Completed	11/26/2013	11/26/2013	B12UC120005	EN	596000800	596000800	CDBG	Y	\$92,387.41
2	9	2402	11/26/2013	Completed	11/26/2013	11/26/2013	B12UC120005	PI	596000800	596000800	CDBG	Y	\$424.96	
3	3	2359	11/26/2013	Completed	11/26/2013	11/26/2013	B12UC120005	EN	596000800	596000800	CDBG	Y	\$2,283.56	
4	3	2359	11/26/2013	Completed	11/26/2013	11/26/2013	B12UC120005	PI	596000800	596000800	CDBG	Y	\$1,699.84	
5631627	1	1	2397	11/26/2013	Completed	11/27/2013	11/26/2013	B12UC120005	EN	596000800	596000800	CDBG	Y	\$18,975.36
2	4	2439	11/26/2013	Completed	11/27/2013	11/26/2013	B12UC120005	EN	596000800	596000800	CDBG	Y	\$26,059.21	
3	6	2426	11/26/2013	Completed	11/27/2013	11/26/2013	B12UC120005	EN	596000800	596000800	CDBG	Y	\$6,799.95	
4	1	2427	11/26/2013	Completed	11/27/2013	11/26/2013	B12UC120005	EN	596000800	596000800	CDBG	Y	\$2,132.23	
5	3	2406	11/26/2013	Completed	11/27/2013	11/26/2013	B12UC120005	EN	596000800	596000800	CDBG	Y	\$48,820.15	
5631785	1	5	2403	11/26/2013	Completed	11/27/2013	11/26/2013	E12UC120018	AD	596000800	596000800	HESG	Y	\$2,822.79
2	1	2429	11/26/2013	Completed	11/27/2013	11/26/2013	E11UC120018	EN	596000800	596000800	HESG	Y	\$1,374.78	
5665420	1	2407	3/10/2014	Completed	03/13/2014	3/13/2014	B12UC120018	EN	596000800	596000800	HESG	Y	\$123,902.11	
2	9	2457	3/10/2014	Completed	03/13/2014	3/13/2014	B13UC120005	PI	596000800	596000800	CDBG	Y	\$621.75	
3	6	2426	3/10/2014	Completed	03/13/2014	3/13/2014	B12UC120005	EN	596000800	596000800	CDBG	Y	\$12,004.59	
4	6	2426	3/10/2014	Completed	03/13/2014	3/13/2014	B13UC120005	PI	596000800	596000800	CDBG	Y	\$5,595.80	
5665423	1	4	2452	3/10/2014	Completed	03/14/2014	3/13/2014	B12UC120005	EN	596000800	596000800	CDBG	Y	\$9,989.88
5665425	1	2399	3/10/2014	Completed	03/14/2014	3/13/2014	B12UC120005	EN	596000800	596000800	CDBG	Y	\$2,339.00	
2	1	2397	3/10/2014	Completed	03/14/2014	3/13/2014	B12UC120005	EN	596000800	596000800	CDBG	Y	\$38,969.04	
3	1	2453	3/10/2014	Completed	03/14/2014	3/13/2014	B12UC120005	EN	596000800	596000800	CDBG	Y	\$8,454.99	
4	4	2454	3/10/2014	Completed	03/14/2014	3/13/2014	B12UC120005	EN	596000800	596000800	CDBG	Y	\$3,596.38	
5	2	2455	3/10/2014	Completed	03/14/2014	3/13/2014	B12UC120005	EN	596000800	596000800	CDBG	Y	\$7,254.06	
6	1	2456	3/10/2014	Completed	03/14/2014	3/13/2014	B12UC120005	EN	596000800	596000800	CDBG	Y	\$16,121.75	
7	1	2450	3/10/2014	Completed	03/14/2014	3/13/2014	B12UC120005	EN	596000800	596000800	CDBG	Y	\$18,918.59	
8	4	2451	3/10/2014	Completed	03/14/2014	3/13/2014	B12UC120005	EN	596000800	596000800	CDBG	Y	\$63,862.78	
5665670	1	2339	3/10/2014	Completed	03/14/2014	3/13/2014	E11UC120018	EN	596000800	596000800	HESG	Y	\$40,001.66	
2	1	2428	3/10/2014	Completed	03/14/2014	3/13/2014	E11UC120018	EN	596000800	596000800	HESG	Y	\$33,858.60	
3	5	2446	3/10/2014	Completed	03/14/2014	3/13/2014	E12UC120018	EN	596000800	596000800	HESG	Y	\$9,095.50	
4	1	2447	3/10/2014	Completed	03/14/2014	3/13/2014	E12UC120018	EN	596000800	596000800	HESG	Y	\$25,314.76	
5665676	1	5	2448	3/10/2014	Completed	03/14/2014	3/13/2014	E12UC120018	EN	596000800	596000800	HESG	Y	\$2,081.18
2	5	2446	3/10/2014	Completed	03/14/2014	3/13/2014	E12UC120018	EN	596000800	596000800	HESG	Y	\$30,027.52	
3	3	2447	3/10/2014	Completed	03/14/2014	3/13/2014	E12UC120018	EN	596000800	596000800	HESG	Y	\$61,321.85	
5690263	1	9	2457	5/20/2014	Completed	05/21/2014	5/21/2014	B12UC120005	EN	596000800	596000800	CDBG	Y	\$52,674.06
2	9	2457	5/20/2014	Completed	05/21/2014	5/21/2014	B13UC120005	PI	596000800	596000800	CDBG	Y	\$714.34	
3	3	2451	5/20/2014	Completed	05/21/2014	5/21/2014	B12UC120005	EN	596000800	596000800	CDBG	Y	\$24,790.30	
5690270	4	4	2451	5/20/2014	Completed	05/21/2014	5/21/2014	B13UC120005	PI	596000800	596000800	CDBG	Y	\$2,857.35
1	19	2375	5/20/2014	Completed	05/22/2014	5/21/2014	B12UC120005	EN	596000800	596000800	CDBG	Y	\$2,571.89	
2	1	2397	5/20/2014	Completed	05/22/2014	5/21/2014	B12UC120005	EN	596000800	596000800	CDBG	Y	\$1,134.00	
3	6	2443	5/20/2014	Completed	05/22/2014	5/21/2014	B12UC120005	EN	596000800	596000800	CDBG	Y	\$86.92	
4	1	2450	5/20/2014	Completed	05/22/2014	5/21/2014	B12UC120005	EN	596000800	596000800	CDBG	Y	\$9,133.06	
5	4	2452	5/20/2014	Completed	05/22/2014	5/21/2014	B12UC120005	EN	596000800	596000800	CDBG	Y	\$14,244.20	
6	1	2453	5/20/2014	Completed	05/22/2014	5/21/2014	B12UC120005	EN	596000800	596000800	CDBG	Y	\$8,125.23	
7	3	2454	5/20/2014	Completed	05/22/2014	5/21/2014	B12UC120005	EN	596000800	596000800	CDBG	Y	\$2,855.42	
8	2	2455	5/20/2014	Completed	05/22/2014	5/21/2014	B12UC120005	EN	596000800	596000800	CDBG	Y	\$5,072.02	
9	1	2456	5/20/2014	Completed	05/22/2014	5/21/2014	B12UC120005	EN	596000800	596000800	CDBG	Y	\$2,132.01	
10	1	2459	5/20/2014	Completed	05/22/2014	5/21/2014	B12UC120005	EN	596000800	596000800	CDBG	Y	\$5,723.53	
11	1	2458	5/20/2014	Completed	05/22/2014	5/21/2014	B12UC120005	EN	596000800	596000800	CDBG	Y	\$2,559.32	
5690272	1	5	2447	5/20/2014	Completed	05/22/2014	5/21/2014	E12UC120018	EN	596000800	596000800	HESG	Y	\$2,489.63
5690436	1	26	1990	5/20/2014	Completed	05/22/2014	5/21/2014	M09DC120217	EN	596000800	596000800	HOME	Y	\$199.60
2	25	2172	5/20/2014	Completed	05/22/2014	5/21/2014	M09DC120217	EN	596000800	596000800	HOME	Y	\$2,458.52	
3	8	2388	5/20/2014	Completed	05/22/2014	5/21/2014	M09DC120217	EN	596000800	596000800	HOME	Y	\$10,751.66	
4	9	2405	5/20/2014	Completed	05/22/2014	5/21/2014	M12DC120217	AD	596000800	596000800	HOME	Y	\$13,341.46	
5	9	2405	5/20/2014	Completed	05/22/2014	5/21/2014	M13DC120217	AD	596000800	596000800	HOME	Y	\$1,783.77	
6	9	2405	5/20/2014	Completed	05/22/2014	5/21/2014	M12DC120217	PA	596000800	596000800	HOME	Y	\$66,073.40	
7	8	2436	5/20/2014	Completed	05/22/2014	5/21/2014	M09DC120217	EN	596000800	596000800	HOME	Y	\$3,836.49	
8	8	2444	5/20/2014	Completed	05/22/2014	5/21/2014	M12DC120217	PI	596000800	596000800	HOME	Y	\$26,000.00	
9	2460	5/20/2014	Completed	05/22/2014	5/21/2014	M09DC120217	EN	596000800	596000800	HOME	Y	\$2,769.37		
10	6	2460	5/20/2014	Completed	05/22/2014	5/21/2014	M12DC120217	PI	596000800	596000800	HOME	Y	\$13,989.12	
11	6	2461	5/20/2014	Completed	05/22/2014	5/21/2014	M09DC120217	EN	596000800	596000800	HOME	Y	\$46,167.12	
5690449	1	23	2382	5/20/2014	Completed	05/22/2014	5/21/2014	M09DC120217	EN	596000800	596000800	HOME	Y	\$109,824.48
2	23	2382	5/20/2014	Completed	05/22/2014	5/21/2014	M10DC120217	EN	596000800	596000800	HOME	Y	\$283,173.45	
5690463	1	1990	5/20/2014	Completed	05/22/2014	5/21/2014	M10DC120217	EN	596000800	596000800	HOME	Y	\$1,498.20	
2	20	2106	5/20/2014	Completed	05/22/2014	5/21/2014	M10DC120217	EN	596000800	59600080				

U.S. DEPARTMENT OF HOUSING
AND URBAN DEVELOPMENT
OFFICE OF COMMUNITY
PLANNING AND DEVELOPMENT
PR07 - Drawdown Report by
Voucher Number - Vouchers
Submitted to Loccs

DATE: 12/29/2014
TIME: 12:30:49 PM
PAGE: 2/2

IDIS

Voucher Number	Line Item	IDIS Project ID	IDIS Act ID	Voucher Created	Voucher Status	Status Date	LOCES Send Date	Grant Number	Fund Type	Recipient TIN	Payee TIN	Program	PY	Drawn Amount
5734800	2	5	2446	9/25/2014	Completed	09/26/2014	9/25/2014	E12UC120016	EN	596000800	596000800	HESG		\$18,270.25
	3	5	2447	9/25/2014	Completed	09/26/2014	9/25/2014	E12UC120016	EN	596000800	596000800	HESG		\$26,818.77
	4	5	2471	9/25/2014	Completed	09/26/2014	9/25/2014	E13UC120018	AD	596000800	596000800	HESG		\$4,475.02
													TOTAL DRAWS:	\$1,471,576.53
													HESG	\$264,913.43
													HOME	\$1,446,674.78
														\$3,183,164.74

TOTAL DRAWS:

U.S. DATE: 12/29/2014
DEPARTMENT OF TIME: 12:32:06 PM
HOUSING AND PAGE: 1/17
URBAN
DEVELOPMENT
OFFICE OF
COMMUNITY
PLANNING AND
DEVELOPMENT
PR08 - Grantee
Summary Activity
Report

IDIS

Grantee Activity Number	IDIS Activity ID	Fm Yr	Activity Name	Act Stat	Matrix Code	Initial Funding Date	Funded Amount	Drawn Amount	Last Draw Date
1	1994-1	HOME	COMMITTED FUNDS ADJUSTMENT	Open		01/01/01	\$0.00	\$0.00	09/25/2013
2	1994-1	CSBG	COMMITTED FUNDS ADJUSTMENT	Open	20	01/01/01	\$19,249.91	\$19,249.91	04/04/2017
335	1995-27	DANVILLE	CLEARING & CLEAN UP	Completed	04	07/29/97	\$8,218.04	\$8,218.04	08/28/1997
2037	2005-26	RHD - HOLLEY	SATE NIVEN - #	Completed		05/10/07	\$2,135,800.00	\$2,135,800.00	05/12/2007
2198	2009-1	CSBG-R	Administration	Completed	21A		\$0.00	\$0.00	
2194	2009-1	HRFP	Program	Completed			\$0.00	\$0.00	
2195	2009-1	HRFP	Administration	Completed			\$0.00	\$0.00	
2311	2009-20	LRRF - Singleton	#7421	Completed		02/07/10	\$33,653.49	\$33,653.49	03/19/2011
2223	2009-18	ESG	Administration	Completed		02/11/10	\$6,433.00	\$6,433.00	09/30/2010
2249	2009-26	DAL-Cuba	#7270	Completed		02/12/10	\$10,181.98	\$10,181.98	06/22/2010
2254	2009-26	DAL - Phoenix	#7255	Completed		02/12/10	\$1,461.56	\$1,461.56	06/22/2010
2293	2009-26	DAL - Colfax	#7357	Completed		08/03/10	\$6,372.85	\$6,372.85	09/29/2010
2338	2010-16	Housing Preservation	Program Delivery	Cancelled	14H		\$0.00	\$0.00	
2351	2010-16	Homeowner Preservation	Program Delivery	Completed	14A	05/24/12	\$429,462.16	\$429,462.16	12/20/2012
2358	2010-16	Homeowner Preservation	Program Delivery	Completed	14H	09/13/12	\$17,404.42	\$17,404.42	10/26/2012
2323	2010-17	Central Lehigh	Drainage Study	Completed	02J	03/08/11	\$157,467.58	\$157,467.58	05/01/2012
2307	2010-23	CSBG	Administration	Completed	21A	02/04/11	\$641,592.36	\$641,592.36	12/16/2011
2289	2010-23	ESG	Administration	Completed		02/04/11	\$6,584.00	\$6,584.00	12/16/2011
2311	2010-23	HOME	Administration	Completed		02/04/11	\$206,526.80	\$206,526.80	06/22/2012
2340	2011-2	CSBG	Administration	Completed	21A	03/13/12	\$543,601.43	\$543,601.43	12/18/2012
2341	2011-2	HOME	Administration	Completed		06/21/12	\$168,832.51	\$168,832.51	02/08/2013
2357	2011-3	Target Area	Improvement Program Delivery	Completed	03	05/24/12	\$31,631.14	\$31,631.14	10/26/2012
2349	2011-4	Public Facilities	Program Delivery	Completed	03	05/21/12	\$17,591.03	\$17,591.03	10/26/2012
2351	2011-5	Public Infrastructure	Program Delivery	Completed	03	05/21/12	\$9,582.31	\$9,582.31	10/26/2012
2354	2011-6	Public Services	Program Delivery	Completed	05	05/21/12	\$4,432.33	\$4,432.33	10/26/2012
2398	2012-1	Target Area	Improvement Program Activity Delivery	Completed	03	12/13/12	\$19,714.12	\$19,714.12	01/13/2013
2407	2012-2	PANIC Curry Villa Group	Home Rehab	Completed	008	01/29/13	\$97,692.00	\$97,692.00	08/30/2013
2410	2012-4	Orin Center	Operations	Completed	05	01/29/13	\$235,000.00	\$235,000.00	09/27/2013
2411	2012-4	Public Services	Activity Delivery	Cancelled	05	01/29/13	\$0.00	\$0.00	
2448	2012-5	ES12	Homelessness Prevention	Open		11/26/13	\$41,368.27	\$41,368.27	12/17/2014
2449	2012-5	ES12	HMMS	Cancelled	14A	04/22/13	\$0.00	\$0.00	
2432	2012-6	Low Interest Home	Improvement Loan Program	Cancelled	14A		\$0.00	\$0.00	
2442	2013-3	Public Infrastructure	Program Activity Delivery	Cancelled	03		\$0.00	\$0.00	
2472	2013-7	Duval Park		Open		09/29/14	\$800,000.00	\$0.00	
77	1994-1	PHILLIPS COUNTY	CNBR	Cancelled	05R	01/10/97	\$0.00	\$0.00	
78	1994-1	PHILLIPS COUNTY	CNBR	Cancelled		09/10/97	\$0.00	\$0.00	
79	1994-1	PHILLIPS COUNTY	CNBR	Cancelled		09/10/97	\$0.00	\$0.00	
80	1994-1	PHILLIPS COUNTY	CNBR	Cancelled		09/10/97	\$0.00	\$0.00	
81	1994-1	PHILLIPS COUNTY	CNBR	Cancelled		09/10/97	\$0.00	\$0.00	
82	1994-1	PHILLIPS COUNTY	CNBR	Cancelled		09/10/97	\$0.00	\$0.00	
83	1994-1	PHILLIPS COUNTY	CNBR	Cancelled	14A	09/10/97	\$0.00	\$0.00	
84	1994-1	PHILLIPS COUNTY	CNBR	Cancelled		09/10/97	\$0.00	\$0.00	
85	1994-1	PHILLIPS COUNTY	CNBR	Cancelled		09/10/97	\$0.00	\$0.00	
86	1994-1	PHILLIPS COUNTY	CNBR	Cancelled		09/10/97	\$0.00	\$0.00	
220	1994-2	Unknown		Cancelled	01		\$0.00	\$0.00	
3	1994-4	ESG	COMMITTED FUNDS ADJUSTMENT	Open	01	01/01/01	\$57,906.44	\$57,906.44	04/02/1997
4	1994-4	WOPHA	COMMITTED FUNDS ADJUSTMENT	Open	01		\$0.00	\$0.00	
169	1995-1	ERROR - NO	ACTIVITY	Cancelled	05		\$0.00	\$0.00	
246	1995-2	CSBG	ADMIN	Completed	21A		\$0.00	\$0.00	
254	1996-12	N/A		Cancelled	14B		\$0.00	\$0.00	
299	1998-1	HOME	GENERAL ADMIN	Completed	21H	10/01/96	\$118,908.40	\$118,908.40	11/21/1997
918	1999-1	Home	Request	Cancelled	01	07/24/00	\$0.00	\$0.00	
919	1999-1	Home	Request	Cancelled	01	07/24/00	\$0.00	\$0.00	
1642	2003-48	CSBG	ADMINISTRATION	Completed	21A	02/25/04	\$970,775.54	\$970,775.54	11/09/2004
1916	2004-28	Unknown		Cancelled	13		\$0.00	\$0.00	
2079	2005-13	OLDSTAR	STREETScape	Completed	03K	03/14/08	\$200,000.00	\$200,000.00	03/19/2008
1961	2005-20	PHARC	ACQUISITION - HOME	Completed		08/13/08	\$192,320.00	\$192,320.00	06/22/2006
206	1996-30	CASA	ADMINISTRATION OFFICES REHAB	Completed	03C	10/01/96	\$17,580.00	\$17,580.00	10/22/1997
2381	1997-10	DAL - Cleveland	#20155A	Completed		02/07/12	\$6,268.48	\$6,268.48	03/05/2013
4308	1997-10	RPI - LAWSON	#3068	Completed	14B	10/01/97	\$8,000.00	\$8,000.00	09/01/1998
4302	1997-10	CHAF-WINDTREE	VILLAGE #3062	Completed	14B	10/01/97	\$52,887.60	\$52,887.60	04/29/1998
4311	1997-10	CHAF-WINDTREE	VILLAGE #3063	Completed	14B	10/01/97	\$52,887.60	\$52,887.60	04/29/1998
4304	1997-10	CHAF-WINDTREE	VILLAGE #3064	Completed	14B	10/01/97	\$52,887.60	\$52,887.60	04/29/1998
4305	1997-10	CHAF-WINDTREE	VILLAGE #3065	Completed	14B	10/01/97	\$57,250.35	\$57,250.35	04/29/1998
4461	1997-10	RPI - COMM SERV	FOUND - #4061	Completed	14B	10/01/97	\$26,500.00	\$26,500.00	09/01/1998
491	1998-14	L - ZADANEK	#4101	Completed	14A	10/01/97	\$9,298.05	\$9,298.05	08/30/1998
522	1998-11	RPI - EDMISTEN	#4104	Completed	14B	10/01/97	\$6,600.00	\$6,600.00	01/26/1999
4417	1997-10	RPI - BINTNER	#4114	Completed	14B	10/01/97	\$2,200.00	\$2,200.00	09/01/1998
304	1998-14	LARGO - CORNETT	#4115	Completed		10/01/96	\$64,784.91	\$64,784.91	09/01/1998
4121	1998-14	LARGO - JORDAN	#4127	Completed	1001	10/01/96	\$2,624.11	\$2,624.11	09/01/1998
457	1997-10	LARGO - BLAIR	#4128	Completed		10/01/97	\$6,447.00	\$6,447.00	06/26/1998
44135	1998-14	LARGO - FEASTER	#4135	Completed	1001	10/01/97	\$6,411.00	\$6,411.00	06/26/1998
44136	1998-14	LARGO - FREEMAN	#4136	Completed	1001	10/01/97	\$7,238.85	\$7,238.85	06/26/1998
44137	1998-14	LARGO - DENARINO	#4137	Completed	1001	10/01/97	\$10,406.06	\$10,406.06	09/01/1998
44138	1998-14	LARGO - KELLY	#4138	Completed	1001	10/01/96	\$48,060.00	\$48,060.00	09/01/1998
44147	1998-11	RPI - CAREY	#4147	Completed	14A	10/01/96	\$4,600.00	\$4,600.00	01/26/1999
44154	1998-14	L - CLUSTED	#4154	Completed	14A	10/01/97	\$4,365.15	\$4,365.15	09/01/1998
458	1998-14	L - CORRIE	#4158	Completed	14A	10/01/97	\$2,750.00	\$2,750.00	06/10/1999
44160	1998-11	RPI - DIXON	#4160	Completed	14B	10/01/98	\$27,000.00	\$27,000.00	01/26/1999
44188	1998-14	L - STANGE	#4188	Completed	14A	10/01/97	\$2,622.50	\$2,622.50	09/01/1998
44195	1998-14	L - PASCO	#4195	Completed	14A	10/01/97	\$2,750.00	\$2,750.00	09/01/1998
4221	1998-13	LARGO - VERDUGO	#4221	Completed	14B	10/01/98	\$5,150.00	\$5,150.00	01/26/1999
4223	1998-13	LARGO - VERDUGO	#4223	Completed	14B	10/01/98	\$4,360.00	\$4,360.00	01/26/1999
44229	1997-10	LARGO - WILSON	#4229	Completed	1001	10/01/97	\$7,468.00	\$7,468.00	09/01/1998
44230	1997-10	LARGO - HANDEKER	#4230	Completed	1001	10/01/97	\$9,227.00	\$9,227.00	09/01/1998
44231	1997-10	LARGO - BRAMMELL	#4231	Completed	1001	10/01/97	\$9,654.61	\$9,654.61	09/01/1998
44232	1997-10	LARGO - MORTON	#4232	Completed	1001	10/01/97	\$9,650.00	\$9,650.00	09/01/1998
44233	1997-10	LARGO - BRUNER	#4233	Completed	1001	10/01/97	\$9,268.00	\$9,268.00	09/01/1998
44234	1997-10	LARGO - CAMFIELD	#4234	Completed	1001	10/01/97	\$5,980.00	\$5,980.00	09/01/1998
44235	1997-10	LARGO - THURSTON	#4235	Completed	1001	10/01/97	\$9,350.00	\$9,350.00	09/01/1998
44256	1996-14	LPI - BEER	#4256	Completed	14A	10/01/97	\$722.64	\$722.64	09/01/1998
44255	1998-13	RPI - REEDER	#4255	Completed	14B	10/01/98	\$2,500.00	\$2,500.00	01/26/1999
44258	1998-14	L - CHEFAY	#4258	Completed	14A	10/01/97	\$2,750.00	\$2,750.00	09/01/1998
44277	1998-14	LARGO - DOUBLYAY	#4277	Completed	14A	10/01/98	\$722.64	\$722.64	09/01/1998
44278	1998-13	LARGO - BRULL	#4278	Completed	1001	10/01/98	\$5,470.00	\$5,470.00	01/26/1999
44279	1998-13	LARGO - HALL	#4279	Completed	1001	10/01/98	\$7,250.00	\$7,250.00	01/26/1999
44280	1998-13	LARGO - DIAZ	#4280	Completed	1001	10/01/98	\$6,800.00	\$6,800.00	01/26/1999
44281	1998-13	LARGO - PAXTON	#4281	Completed	1001	10/01/98	\$5,500.00	\$5,500.00	01/26/1999
44282	1998-13	LARGO - FRYE	#4282	Completed	1001	10/01/98	\$8,300.00	\$8,300.00	01/26/1999
44305	1998-11	LPI - JENKINS	#4305	Completed	14A	10/01/98	\$702.64	\$702.64	01/26/1999
44306	1998-11	LPI - GREENLAW	#4306	Completed	14A	10/01/98	\$722.64	\$722.64	01/26/1999
44312	1998-13	DAL - RYNEARSON	#4312	Completed	13	10/01/98	\$3,460.00	\$3,460.00	01/26/1999
44313	1998-13	DAL - DEKER	#4313	Completed	13	10/01/98	\$6,100.00	\$6,100.00	01/26/1999
44314	1998-13	DAL - LOPEZ	#4314	Completed	13	10/01/98	\$6,500.00	\$6,500.00	01/26/1999
44315	1998-13	DAL - SOLVA	#4315	Completed	13	10/01/98	\$5,900.00	\$5,900.00	01/26/1999
44320	1998-11	LPI - MODALA	#4320	Completed	14A	10/01/98	\$311.00	\$311.00	01/26/1999
44324	1998-13	DAL - PEACE	#4324	Completed	13	10/01/98	\$6,000.00	\$6,000.00	01/26/1999
44325	1998-13	DAL - LEE	#4325	Completed	13	10/01/98	\$5,700.00	\$5,700.00	01/26/1999
44328	1998-11	LPI - MEUNER	#4328	Completed	14A	10/01/98	\$2,750.00	\$2,750.00	01/26/1999
44329	1998-13	DAL - RANDK	#4329	Completed	13	10/01/98	\$2,177.00	\$2,177.00	03/17/1999
44340	1998-13	DAL - RAMOS	#4340	Completed	13	10/01/98	\$5,950.00	\$5,950.00	03/17/1999
44341	1998-13	DAL - HARDING	#4341	Completed	13	10/01/98	\$4,930.00	\$4,930.00	03/17/1999
44357	2000-64	RPI - WALLACE	#4357	Completed	14B	04/30/01	\$65,000.00	\$65,000.00	10/03/2001
4569	1999-20	RPI - GLISSON	#4569	Completed	14B	09/25/01	\$6,200.00	\$6,200.00	12/28/2001
4570	2000-64	RPI - TOTH	#4570	Completed	14B	09/25/01	\$9,287.10	\$9,287.10	12/28/2001
4571	2000-64	RPI - CHEATLE	#4571	Completed	14A	04/30/01	\$4,000.00	\$4,000.00	08/07/2001
4574	1978	2000-65	TRICC - JONES #56						

U.S. DEPARTMENT OF HOUSING AND URBAN DEVELOPMENT
OFFICE OF COMMUNITY PLANNING AND DEVELOPMENT
PR08 - Grantee
Summary Activity Report

DATE: 12/29/2014

DEPARTMENT OF TIME: 12:32:06 PM

PAGE: 2/17

IDIS

Grantee Activity Number	DBS Activity ID	Pgm Yr	Activity Name	Act Stat	Matrix Code	Initial Funding Date	Funded Amount	Drawn Amount	Last Draw Date
001000A	2378	2011-14	HFP - Roof Replacement - 1401 Garden Ave	Completed	03C	07/06/12	\$5,990.00	\$5,990.00	07/07/2012
001000A	2381	2011-14	HFP - Roof Replacement - 1401 Garden Ave	Completed	03C	07/06/12	\$7,130.00	\$7,130.00	07/07/2012
001000A	2375	2010-19	VDA Sunrize Place	Completed	01	07/06/12	\$427,412.87	\$427,412.87	06/17/2014
001000A	2376	2007-09	Magnolia Court	Completed	01	07/06/12	\$362,527.26	\$362,527.35	11/07/2013
001000B	2382	2007-03	CHAF Magnolia Court	Open		07/25/12	\$1,689,961.00	\$1,644,531.37	05/22/2014
001101A	2388	2011-14	DAL - Cleveland - #001191A	Cancelled		09/26/12	\$0.00	\$0.00	
001102A	2381	2011-14	LDAL - May - #001192A	Completed		09/26/12	\$26,104.37	\$26,104.37	09/27/2012
001103A	2384	2011-14	LDAL - Campbell - #001193A	Completed		09/26/12	\$26,104.37	\$26,104.37	09/27/2012
001104A	2385	2011-14	Haines Michael - #001194A	Completed		10/26/12	\$103,827.65	\$103,827.65	02/07/2013
001108A	2412	2010-21	DAL - Thomas - #01198A	Completed		01/29/13	\$6,040.92	\$6,040.92	02/08/2013
001109A	2403	2010-21	DAL - Cornsweeth - #01199A	Completed		01/29/13	\$6,040.92	\$6,040.92	02/08/2013
001200A	2413	2010-21	DAL - Wilkins - #01200A	Completed		01/29/13	\$6,005.00	\$6,005.00	02/08/2013
001210A	2414	2010-21	DAL - Thibodeau - #01210A	Completed		01/29/13	\$6,005.00	\$6,005.00	02/08/2013
001211A	2415	2010-21	DAL - Hoover/Duhal - #01211A	Completed		02/06/13	\$5,995.00	\$5,995.00	02/08/2013
001212A	2401	2010-21	DAL - Vichito - #01212A	Completed		01/29/13	\$5,965.00	\$5,965.00	02/08/2013
001213A	2416	2010-21	DAL - Rucellier - #01213A	Completed		01/29/13	\$6,005.00	\$6,005.00	02/08/2013
001214A	2417	2010-21	DAL - Muska/Mok - #01214A	Completed		01/29/13	\$6,045.00	\$6,045.00	02/08/2013
001215A	2418	2010-21	DAL - Pasad - #01215A	Completed		01/29/13	\$6,045.00	\$6,045.00	02/08/2013
001216A	2419	2010-21	DAL - Esac - #01216A	Completed		01/29/13	\$5,965.00	\$5,965.00	02/08/2013
001217A	2420	2010-21	DAL - Endison - #01217A	Completed		01/29/13	\$5,265.00	\$5,265.00	02/08/2013
001300A	2398	2011-14	LDAL - Robison, Anthony - #00300A	Completed		10/26/12	\$5,500.00	\$5,500.00	01/28/2013
001302A	2421	2011-19	DAL - Minutia - #01302A	Completed		02/05/13	\$4,715.00	\$4,715.00	02/08/2013
001303A	2423	2011-19	DAL - Bowling - #01303A	Completed		02/05/13	\$6,005.00	\$6,005.00	02/08/2013
001304A	2422	2011-19	DAL - Herbert - #01304A	Completed		02/05/13	\$5,965.00	\$5,965.00	02/08/2013
001305A	2423	2011-19	DAL - Lawrence - #01305A	Completed		02/05/13	\$6,005.00	\$6,005.00	02/08/2013
001306A	2424	2011-19	DAL - Ketter - #01306A	Completed		02/05/13	\$6,005.00	\$6,005.00	02/08/2013
001308A	2388	2011-14	Transfiguration Manor Sr. Housing	Open		10/26/12	\$710,000.00	\$707,300.44	05/22/2014
001310A	2391	2011-14	Raman, Bryan - #01310A	Completed		10/26/12	\$5,965.00	\$5,965.00	02/08/2013
001311A	2391	2011-14	Kasson, Shannon - #01311A	Completed		10/26/12	\$5,965.00	\$5,965.00	02/08/2013
001312A	2390	2011-14	Graham - #01312A	Completed		10/26/12	\$5,965.00	\$5,965.00	02/08/2013
001313A	2392	2011-14	Duon - #01313A	Completed		10/26/12	\$5,965.00	\$5,965.00	02/08/2013
001314A	2394	2011-14	Paz, Juana - #01314A	Completed		10/26/12	\$5,915.00	\$5,915.00	02/08/2013
001315A	2395	2011-14	Montrose/Baumgarner - #01315A	Completed		10/26/12	\$5,965.00	\$5,965.00	02/08/2013
001407A	2406	2012-13	City Pinellas Park Sidewalk/Streetscape	Completed	03L	01/29/13	\$100,000.00	\$100,000.00	11/27/2013
001408A	2399	2012-13	UPARC Hawthorne Station Rehabilitation	Completed		01/21/12	\$200,000.00	\$200,000.00	11/27/2013
001410A	2427	2012-13	Target Area Site Development	Completed	02	03/19/13	\$37,375.15	\$37,375.15	12/17/2014
001411A	2440	2012-14	Rental Housing Preservation Program Activity Delivery	Completed	14H	07/10/13	\$12,745.64	\$12,745.64	11/27/2013
001412A	2414	2012-14	Homeowner Preservation Program Delivery	Completed	14H	03/22/13	\$4,457.74	\$4,457.74	11/27/2013
001413A	2404	2012-13	Public Infrastructure Program Delivery	Completed	03	01/25/13	\$11,469.64	\$11,469.64	11/27/2013
001417A	2403	2011-14	Public Facilities Activity Delivery	Completed	03	01/26/13	\$17,229.25	\$17,229.25	08/02/2013
001424C	2436	2011-14	Cypress Pointe - CHAF	Open		07/11/13	\$1,505,000.00	\$664,471.36	05/22/2014
001425A	2431	2012-14	Target Area Code Enforcement	Completed	15	04/22/13	\$26,017.04	\$26,017.04	11/27/2013
001426A	2430	2011-14	Directions for Mental Health Rehab	Completed	03	04/22/13	\$12,262.00	\$122,560.00	08/02/2013
001500A	2430	2011-14	GHS Incorporated at Pinellas Design	Completed	03D	04/22/13	\$30,000.00	\$30,000.00	08/02/2013
001507A	2433	2011-14	REC Haven Outreach Center	Completed	03C	04/22/13	\$41,000.00	\$41,000.00	11/27/2013
001512A	2437	2011-17	LSFR - Ketter - #01512A	Completed		06/18/13	\$15,601.58	\$15,601.58	05/17/2013
001517A	2444	2011-17	Habitat 4th Avenue Station	Completed	01	11/26/13	\$195,485.00	\$195,485.00	11/27/2013
001518A	2438	2012-14	PARC - Burkett Villa Rehab	Completed	03B	07/10/13	\$90,324.94	\$90,324.94	08/02/2013
001519A	2439	2012-14	PARC Curry Villa Rehab	Completed	03B	07/10/13	\$152,341.94	\$152,341.94	08/02/2013
001520A	2441	2012-14	POCF - BEST Outreach	Open	14D	08/26/13	\$170,000.00	\$148,203.87	06/17/2014
001521A	2422	2012-14	LDPA - Ramon - #001521A	Completed		07/10/13	\$6,000.00	\$6,000.00	07/13/2013
001527A	2444	2012-14	LDAL - Ramoth - #001527A	Completed		07/10/13	\$26,000.00	\$26,000.00	07/13/2013
001528A	2444	2012-14	LDPA - Rondau - #01528A	Completed		09/26/13	\$26,000.00	\$26,000.00	05/21/2014
001530A	2453	2012-14	COC Harrison Rehab - Divisions Operations	Completed	05D	01/28/13	\$117,000.00	\$117,000.00	11/27/2013
001531A	2463	2013-14	LSFR - LoweCook - #001531A	Open		08/27/14	\$13,965.13	\$0.00	
001534A	2460	2012-14	LSFR - Moore - #001534A	Completed		05/07/14	\$46,758.49	\$46,758.49	05/22/2014
001535A	2461	2012-14	LSFR - Pennington - #001535A	Completed		05/07/14	\$46,167.12	\$46,167.12	05/22/2014
001581A	2453	2013-14	Target Area Improvement Program Activity Delivery	Completed	03	03/10/14	\$64,189.53	\$64,189.53	12/17/2014
001582A	2454	2013-14	Public Infrastructure Program Activity Delivery	Completed	03	03/10/14	\$51,188.64	\$51,188.64	12/17/2014
001600A	2455	2013-12	Public Facilities Program Activity Delivery	Completed	03	03/10/14	\$29,263.02	\$29,263.02	12/17/2014
001601A	2456	2013-14	Target Area Pre-Development Activities	Completed	03	03/10/14	\$48,178.00	\$48,178.00	12/17/2014
001610A	2461	2013-14	Lawrence Code Enforcement	Completed	15	03/10/14	\$51,464.10	\$51,464.10	12/17/2014
001615A	2465	2013-14	POCHA Landings at Cross Bayou	Open		09/12/14	\$130,000.00	\$0.00	
002007A	2462	2012-14	Lawrence Inc Living Operations	Open	05D	03/10/14	\$17,000.00	\$72,678.81	12/17/2014
002008A	2461	2013-14	GHA YMAA-Omni Center Operations	Completed	05	03/10/14	\$25,000.00	\$25,000.00	11/05/2014
002013A	2461	2013-14	REC Ruffin Center Operations	Completed	04	04/29/14	\$300,000.00	\$300,000.00	11/05/2014
002014A	2467	2013-14	City of Dunedin Streetscape & Sidewalk	Completed	03K	09/24/14	\$205,500.00	\$205,500.00	11/05/2014
002017A	2464	2013-17	Pinellas Hope II	Open		04/21/14	\$205,000.00	\$0.00	
002021A	2464	2013-17	Greater Ridgecrest Cleanup (13/14)	Completed	05V	04/21/14	\$1,520.35	\$1,520.35	12/17/2014
002026A	2465	2013-17	Central Lehighen Sidewalk	Open	03K	04/29/14	\$241,636.00	\$231,628.74	12/17/2014
002040006	5	1994-1	BOCC PINELLAS COUNTY	Completed		01/21/92	\$7,759.90	\$7,759.90	04/02/1997
002040007	6	1994-1	BOCC PINELLAS COUNTY	Completed		10/21/92	\$14,000.00	\$14,000.00	04/02/1997
002040008	7	1994-1	BOCC PINELLAS COUNTY	Completed		10/21/92	\$6,881.10	\$6,881.10	04/02/1997
002040009	8	1994-1	BOCC PINELLAS COUNTY	Completed		10/21/92	\$16,000.00	\$16,000.00	04/02/1997
002040010	9	1994-1	PINELLAS COUNTY CNBRT	Completed		10/20/92	\$110,912.20	\$110,912.20	04/02/1997
002040011	10	1994-1	PINELLAS COUNTY CNBRT	Completed		11/04/92	\$14,937.25	\$14,937.25	04/02/1997
002040012	11	1994-1	CHERT PINELLAS COUNTY	Completed		11/24/92	\$14,500.00	\$14,500.00	04/02/1997
002040013	12	1994-1	BOCC PINELLAS COUNTY	Completed		11/24/92	\$6,045.55	\$6,045.55	04/02/1997
002040014	13	1994-1	PINELLAS COUNTY CNBRT	Completed		12/10/92	\$23,515.85	\$23,515.85	04/02/1997
002040015	14	1994-1	BOCC PINELLAS COUNTY	Completed		01/07/93	\$8,717.98	\$8,717.98	04/02/1997
002040016	15	1994-1	CHERT PINELLAS COUNTY	Completed		01/22/93	\$24,462.25	\$24,462.25	04/02/1997
002040018	17	1994-1	CHERT PINELLAS COUNTY	Completed		02/25/93	\$9,474.05	\$9,474.05	04/02/1997
002040019	18	1994-1	PINELLAS COUNTY CNBRT	Completed		05/27/93	\$7,414.75	\$7,414.75	04/02/1997
002040020	19	1994-1	PINELLAS COUNTY CNBRT	Completed		05/27/93	\$9,503.10	\$9,503.10	04/02/1997
002040021	20	1994-1	PINELLAS COUNTY CNBRT	Completed		07/07/93	\$27,264.36	\$27,264.36	04/02/1997
002040022	21	1994-1	PINELLAS COUNTY CNBRT	Completed		08/05/93	\$1,762.00	\$1,762.00	04/02/1997
002040023	22	1994-1	PINELLAS COUNTY CNBRT	Completed		09/23/93	\$1,660.00	\$1,660.00	04/02/1997
002040024	23	1994-1	PINELLAS COUNTY CNBRT	Completed		09/23/93	\$1,860.00	\$1,860.00	04/02/1997
002040025	24	1994-1	PINELLAS COUNTY CNBRT	Completed		09/23/93	\$1,890.00	\$1,890.00	04/02/1997
002040026	25	1994-1	PINELLAS COUNTY CNBRT	Completed		09/29/93	\$1,713.00	\$1,713.00	04/02/1997
002040027	26	1994-1	PINELLAS COUNTY CNBRT	Completed		09/29/93	\$1,000.00	\$1,000.00	04/02/1997
002040028	27	1994-1	PINELLAS COUNTY CNBRT	Completed		09/29/93	\$12,240.00	\$12,240.00	04/02/1997
002040029	28	1994-1	PINELLAS COUNTY CNBRT	Completed		10/01/93	\$154,100.00	\$154,100.00	04/02/1997
002040030	29	1994-1	PINELLAS COUNTY CNBRT	Completed		10/09/93	\$17,603.10	\$17,603.10	04/02/1997
002040031	30	1994-1	PINELLAS COUNTY CNBRT	Completed		10/14/93	\$1,860.00	\$1,860.00	04/02/1997
002040032	31	1994-1	PINELLAS COUNTY CNBRT	Completed		10/19/93	\$10,115.55	\$10,115.55	04/02/1997
002040034	32	1994-1	PINELLAS COUNTY CNBRT	Completed		10/19/93	\$1,867.00	\$1,867.00	04/02/1997
002040035	33	1994-1	PINELLAS COUNTY CNBRT	Completed		10/29/93	\$39,324.26	\$39,324.26	04/02/1997
002040037	34	1994-1	PINELLAS COUNTY CNBRT	Completed		11/15/93	\$7,250.00	\$7,250.00	04/02/1997
002040038	35	1994-1	PINELLAS COUNTY CNBRT	Completed		11/15/93	\$1,137.00	\$1,137.00	04/02/1997
002040039	36	1994-1	PINELLAS COUNTY CNBRT	Completed		11/15/93	\$1,437.00	\$1,437.00	04/02/1997
002040040	37	1994-1	PINELLAS COUNTY CNBRT	Completed		11/15/93	\$1,547.00	\$1,547.00	04/02/1997
002040041	38	1994-1	PINELLAS COUNTY CNBRT	Completed		11/15/93	\$1,497.00	\$1,497.00	04/02/1997
002040042	39	1994-1	PINELLAS COUNTY CNBRT	Completed		11/22/93	\$602,000.00	\$602,00	

U.S. DATE: 12/29/2014
DEPARTMENT OF TIME: 12:32:06 PM
HOUSING AND PAGE: 3/17
URBAN
DEVELOPMENT
OFFICE OF
COMMUNITY
PLANNING AND
DEVELOPMENT
PR08 - Grantee
Summary Activity
Report

IDIS

Grantee Activity Number	DBS Activity ID	Pgm Yr	Activity Name	Act Stat	Matrix Code	Initial Funding Date	Funded Amount	Drawn Amount	Date of Last Draw
182100003	89	1994	PHILLAS COUNTY CNBRT	Completed		01/24/94	\$66,092.00	\$66,092.00	04/02/1997
182100004	90	1994	PHILLAS COUNTY CNBRT	Completed		03/03/94	\$65,700.00	\$65,700.00	04/02/1997
182100005	91	1994	PHILLAS COUNTY CNBRT	Completed		04/22/94	\$66,431.62	\$66,431.62	04/02/1997
182100006	92	1994	PHILLAS COUNTY CNBRT	Completed		1/24/94	\$66,000.00	\$66,000.00	04/02/1997
182100007	93	1994	PHILLAS COUNTY CNBRT	Completed		02/13/95	\$42,000.00	\$42,000.00	04/02/1997
182100008	94	1994	PHILLAS COUNTY CNBRT	Completed		03/01/95	\$68,367.84	\$68,367.84	04/02/1997
182100009	95	1994	PHILLAS COUNTY CNBRT	Completed		09/10/95	\$62,300.00	\$62,300.00	04/02/1997
182100010	96	1994	PHILLAS COUNTY CNBRT	Completed		06/29/95	\$62,119.00	\$62,119.00	04/02/1997
182100011	97	1994	PHILLAS COUNTY CNBRT	Completed		06/19/95	\$65,445.00	\$65,445.00	04/02/1997
182100012	98	1994	PHILLAS COUNTY CNBRT	Completed		1/29/95	\$77,371.02	\$77,371.02	04/02/1997
182100013	99	1994	PHILLAS COUNTY CNBRT	Completed		12/12/95	\$65,544.21	\$65,544.21	04/02/1997
182100014	100	1994	PHILLAS COUNTY CNBRT	Completed		01/24/96	\$68,100.00	\$68,100.00	04/02/1997
182100015	101	1994	PHILLAS COUNTY CNBRT	Completed		05/07/96	\$69,966.07	\$69,966.07	04/02/1997
182100016	102	1994	PHILLAS COUNTY CNBRT	Completed		06/24/96	\$65,500.00	\$65,500.00	04/02/1997
182100017	103	1994	CHHS - WILLIAMS #2798	Completed		10/24/96	\$78,300.00	\$78,300.00	09/26/1997
182100018	104	1994	CHHS - WILSON #2798	Completed		1/24/96	\$69,300.00	\$69,300.00	09/26/1997
182100019	105	1994	CHHS - SIMMONS #2800	Completed		10/24/96	\$57,880.00	\$57,880.00	09/26/1997
182100020	106	1994	CHHS - COLLINS #2808	Completed		02/19/97	\$64,580.00	\$64,580.00	09/26/1997
182100021	585	1998	11 UL - TARGAS - #1872	Completed	1A	1/30/98	\$2,916.00	\$2,916.00	09/17/1999
2	2447	2012	ES12 Rapid Re-housing	Open		1/28/13	\$143,272.71	\$143,272.71	12/17/2014
2129	321	1996	SANDPHELE APARTMENTS	Completed	12	06/20/97	\$474,474.00	\$474,474.00	03/01/1999
2252	692	1998	11 UL - BALNICKY - #252	Completed	1A	1/01/98	\$3,222.55	\$3,222.55	09/17/1999
2392	292	1996	12 RP - COVENANT FOUNDATION #2392	Completed			\$0.00	\$0.00	
2722	272	1996	14 UL - EVANS - #2722	Completed	1A		\$0.00	\$0.00	
2731	273	1996	14 UL - DAVIS - #2731	Completed	1A		\$0.00	\$0.00	
2736	270	1996	14 UL - EPP - #2736	Completed	1A		\$0.00	\$0.00	
2763	267	1996	14 UL - YELVERTON - #2763	Completed	1A		\$0.00	\$0.00	
2767	296	1996	12 RP - HALBERT #2767	Completed	1A		\$0.00	\$0.00	
2774	295	1996	12 RP - FONDDEXTER	Completed	1A		\$0.00	\$0.00	
2778	323	1996	14 RP - COVENANT FOUND - #2778	Completed	1A		\$0.00	\$0.00	
2781	293	1996	12 RP - MCCLURE #2781	Completed	1A	09/26/96	\$32,600.00	\$32,600.00	09/26/1997
2786	377	1996	12 RP - JOHNSON - #2786	Completed	1A		\$0.00	\$0.00	
2788	278	1996	14 UL - WALKER - #2788	Completed	1A		\$0.00	\$0.00	
2791	286	1996	12 RP - RATLFF #2791	Completed	1A	10/11/96	\$3,800.00	\$3,800.00	07/22/1997
2792	295	1996	12 RP - KORNAT	Completed	1A		\$0.00	\$0.00	
2794	278	1996	12 RP - CAREW - #2794	Completed	1A		\$0.00	\$0.00	
2795	276	1996	12 RP - CAREW - #2795	Completed	1A		\$0.00	\$0.00	
2804	284	1996	12 RP - BELL	Completed	1A		\$0.00	\$0.00	
2810	282	1996	12 RP - BUEVENS #2810	Completed	1A		\$0.00	\$0.00	
2814	286	1996	14 RP - VALLONE - #2814	Completed	1A		\$0.00	\$0.00	
2822	300	1996	5 LARGO - BAILEY #2822	Completed		1/18/96	\$8,360.00	\$8,360.00	09/26/1997
2823	301	1996	5 LARGO - BRYANT #2823	Completed		1/18/96	\$4,963.13	\$4,963.13	09/26/1997
2824	302	1996	5 LARGO - HUNTER	Completed		1/18/96	\$9,520.00	\$9,520.00	09/26/1997
2825	303	1996	5 LARGO - LARSON	Completed		1/18/96	\$8,160.00	\$8,160.00	09/26/1997
2826	283	1996	12 RP - TREIB #2826	Completed	1A		\$0.00	\$0.00	
2829	268	1996	14 RP - SORELLE - #2829	Completed	1A		\$0.00	\$0.00	
2842	290	1996	12 RP - HO - #2842	Completed	1A	2/11/96	\$9,200.00	\$9,200.00	06/26/1997
2851	291	1996	12 RP - GDO - #2851	Completed	1A	05/07/97	\$8,250.00	\$8,250.00	06/26/1997
2854	305	1996	4 CLV - HUNTER - #2854	Completed		12/20/96	\$21,171.75	\$21,171.75	04/29/1998
2856	306	1996	4 CLV - FERBEREN - #2856	Completed		12/20/96	\$29,467.50	\$29,467.50	04/29/1998
2859	311	1996	4 CLV - STANZENRO - #2859	Completed		12/20/96	\$7,433.25	\$7,433.25	04/29/1998
2861	443	1996	4 CLV - KATHANDON - #2861	Completed		09/30/97	\$19,742.13	\$19,742.13	04/29/1998
2864	445	1996	4 CLV - LONGWORTH - #2864	Completed		09/30/97	\$28,473.08	\$28,473.08	04/29/1998
2865	442	1996	4 CLV - FEUER - #2865	Completed		09/30/97	\$14,445.00	\$14,445.00	04/29/1998
2866	309	1996	4 CLV - CASSARA - #2866	Completed		12/20/96	\$30,000.00	\$30,000.00	04/29/1998
2867	448	1996	4 CLV - WAGGETT - #2867	Completed		09/30/97	\$20,000.00	\$20,000.00	04/29/1998
2868	310	1996	4 CLV - CRAIG - #2868	Completed		12/20/96	\$36,000.00	\$36,000.00	04/29/1998
2869	444	1996	4 CLV - JELKS - #2869	Completed		09/30/97	\$26,394.25	\$26,394.25	04/29/1998
2870	446	1996	4 CLV - MINNFIELD - #2870	Completed		09/30/97	\$25,000.00	\$25,000.00	04/29/1998
2871	447	1996	4 CLV - SCHWARTZ - #2871	Completed		09/30/97	\$27,500.00	\$27,500.00	04/29/1998
2886	289	1996	14 RP - CASBY #2886	Completed		02/03/97	\$8,000.00	\$8,000.00	06/26/1997
2887	271	1996	14 UL - MOSE - #2887	Completed	1A	05/26/97	\$19,661.45	\$19,661.45	06/26/1997
2896	287	1996	12 RP - STANO #2896	Completed	1A		\$0.00	\$0.00	
2900	307	1996	5 LARGO - KALIVAS	Completed		02/24/97	\$16,000.00	\$16,000.00	09/26/1997
2901	312	1996	5 LARGO - BREMERGEN	Completed		02/24/97	\$9,164.53	\$9,164.53	09/26/1997
2902	313	1996	5 LARGO - MASSELL	Completed		02/24/97	\$7,725.00	\$7,725.00	09/26/1997
2903	314	1996	5 LARGO - HALEY	Completed		02/24/97	\$9,900.00	\$9,900.00	09/26/1997
2904	315	1996	5 LARGO - SVEIDA	Completed		02/24/97	\$10,000.00	\$10,000.00	09/26/1997
2905	316	1996	5 LARGO - CONTE	Completed		02/24/97	\$6,600.00	\$6,600.00	09/26/1997
2906	317	1996	5 LARGO - KELLY	Completed		02/24/97	\$7,000.00	\$7,000.00	09/26/1997
2919	331	1996	12 RP - MITCHELL #2919	Completed	1A	07/01/97	\$22,967.00	\$22,967.00	07/29/1997
2924	328	1996	14 RP - OLSEN - #2924	Completed	1A	09/19/97	\$19,000.00	\$19,000.00	07/29/1997
2931	327	1996	14 RP - CAREW - #2931	Completed	1A	07/01/97	\$3,000.00	\$3,000.00	07/16/1997
2936	288	1996	12 RP - MCCLURE #2936	Completed	1A	04/04/97	\$14,000.00	\$14,000.00	06/26/1997
2941	274	1996	14 RP - JAVIERAL - #2941	Completed	1A	02/19/97	\$2,750.00	\$2,750.00	06/26/1997
2963	275	1996	14 RP - BAYLOR - #2963	Completed	1A	04/21/97	\$2,675.00	\$2,675.00	06/26/1997
2965	286	1996	14 RP - VADZET - #2965	Completed	1A	04/28/97	\$2,725.00	\$2,725.00	06/26/1997
2975	324	1996	2 HOMES FOR IND - #2975	Completed		06/23/96	\$54,118.90	\$54,118.90	10/21/1997
2976	325	1996	2 HOMES FOR IND - #2976	Completed		06/23/96	\$31,787.00	\$31,787.00	10/21/1997
2977	340	1996	2 HOMES FOR IND - #2977	Completed		06/27/97	\$27,380.00	\$27,380.00	09/26/1997
2978	341	1996	2 HOMES FOR IND - #2978	Completed		06/27/97	\$33,326.35	\$33,326.35	09/26/1997
2979	388	1997	10 HOMES FOR IND - #2979	Completed		10/20/97	\$36,388.00	\$36,388.00	12/16/1997
2980	411	1997	10 HOMES FOR IND - #2980	Completed		10/01/97	\$41,337.60	\$41,337.60	12/24/1997
2991	336	1996	14 RP - FUCHS - #2991	Completed		07/24/96	\$2,700.00	\$2,700.00	08/28/1997
2992	339	1996	14 RP - HALBERT - #2992	Completed	1A	06/20/97	\$9,000.00	\$9,000.00	07/16/1997
2995	318	1996	5 LARGO - CASTILLO	Completed		06/20/97	\$7,700.00	\$7,700.00	09/26/1997
2996	319	1996	5 LARGO - MAIN	Completed		06/20/97	\$6,350.00	\$6,350.00	09/26/1997
2998	339	1996	12 RP - RATLFF - #2998	Completed	1A	08/12/96	\$11,287.81	\$11,287.81	12/24/1997
2999	334	1996	12 RP - HALBERT - #2999	Completed	1A	07/07/97	\$15,500.00	\$15,500.00	07/29/1997
3013	320	1996	5 LARGO - HUNT	Completed		06/20/97	\$6,376.00	\$6,376.00	09/26/1997
3019	335	1996	5 LARGO - RICHARDS	Completed		06/26/97	\$5,200.00	\$5,200.00	09/26/1997
3023	336	1996	14 RP - HAREBLIN - #3023	Completed	1A	07/07/97	\$9,000.00	\$9,000.00	07/29/1997
3025	329	1996	5 LARGO - DESJARDIN #3025	Completed		07/08/97	\$7,050.00	\$7,050.00	09/26/1997
3026	335	1996	5 LARGO - HALL - #3026	Completed		07/08/97	\$7,480.00	\$7,480.00	09/26/1997
3041	343	1996	14 RP - SWANSON - #3041	Completed	1A	09/08/97	\$7,700.00	\$7,700.00	09/26/1997
3046	337	1996	14 RP - RYAN - #3046	Completed	1A	09/30/97	\$2,475.00	\$2,475.00	08/29/1997
3055	338	1996	14 RP - WONG - #3055	Completed	1A	04/25/97	\$2,711.50	\$2,711.50	08/30/1997
3070	357	1996	1 CHAF - WTY - #3070	Completed		09/15/97	\$168,664.00	\$168,664.00	12/24/1997
3072	358	1996	1 CHAF - WTY - #3072	Completed		09/15/97	\$168,664.00	\$168,664.00	12/24/1997
3074	359	1996	1 CHAF - WTY - #3074	Completed		09/15/97	\$168,664.00	\$168,664.00	12/24/1997
3075	360	1996	1 CHAF - WTY - #3075	Completed	1A	09/15/97	\$166,467.60	\$166,467.60	04/29/1998
3076	361	1996	1 CHAF - WTY - #3076	Completed		09/15/97	\$165,983.50	\$165,983.50	09/24/1998
3077	362	1996	1 CHAF - WTY - #3077	Completed		09/15/97	\$169,822.50	\$169,822.50	09/24/1998
3079	363	1996	1 CHAF - WTY - #3079	Completed		09/15/97	\$158,422.50	\$158,422.50	12/24/1997
3080	364	1996	1 CHAF - WTY - #3080	Completed		09/15/97	\$165,983.50	\$165,983.50	09/24/1998
3081	365	1996	1 CHAF - WTY - #3081	Completed		09/15/97	\$110,887.35	\$110,887.35	09/24/1998
3086	366	1996	1 CHAF - WTY - #3086	Completed		09/15/97	\$117,622.23	\$117,622.23	07/29/1998
3087	367	1996	1 CHAF - WTY - #3087	Completed		09/15/97	\$110,460.00	\$110,460.00	07/29/1998
3088	342	1996	12 RP - FALZON #3088	Completed	1A	08/01/97	\$8,400.00	\$8,400.00	09/20/1997
3099	578	1998	14 RP - LARSEN - #3099	Completed	1A	1/01/98	\$10,100.00	\$10,100.00	03/17/1999
3094	350	1996	2 CHHS - ROBERTSGLASS - #3094	Completed		08/01/97	\$74,500.00	\$74,500.00	03/17/1998
3105	1724	2003	30 LARGO - PRICE - #1815	Completed		06/04/04	\$10,835.85	\$10,835.85	0

U.S. DATE: 12/29/2014
DEPARTMENT OF TIME: 12:32:06 PM
HOUSING AND PAGE: 4/17
URBAN
DEVELOPMENT
OFFICE OF
COMMUNITY
PLANNING AND
DEVELOPMENT
PR08 - Grantee
Summary Activity
Report

IDIS

Grantee Activity Number	DBS Activity ID	Pgm Yr	Activity Name	Act Stat	Matrix Code	Initial Funding Date	Funded Amount	Drawn Amount	Date of Last Draw
4134	580	1998-11 RPI - WANG - #4134	Completed	14B	1001/98	\$4,400.00	\$44,400.00	\$37,719/99	
4143	436	1998-11 RPI - BUCKLEY - #4143	Completed	14A	1001/97	\$1,613.30	\$1,613.30	\$0,000/98	
4144	653	1998-11 LIL - STEVENS - #4144	Completed	14A	1001/98	\$30,553.28	\$30,553.28	\$0,000/99	
4148	579	1998-11 RPI - SAPIJUN - #4148	Completed	14B	1001/98	\$21,581.32	\$21,581.32	\$0,000/99	
4187	586	1998-12 LIL - DEAN - #4187	Completed	1001/98		\$29,987.85	\$29,987.85	\$0,000/99	
4239	574	1998-11 LIL - BELLAN - #4239	Completed	14A	1001/98	\$14,220.70	\$14,220.70	\$0,000/99	
4243	575	1998-11 RPI - BRUNETTO - #4243	Completed	14A	1001/98	\$4,346.48	\$4,346.48	\$0,000/99	
4244	605	1998-11 RPI - DUFEY - #4244	Completed	14A	1001/98	\$9,000.00	\$9,000.00	\$0,000/99	
4268	606	1998-11 RPI - YOUNG - #4268	Completed	14B	1001/98	\$4,800.00	\$4,800.00	\$0,000/99	
4262	607	1998-11 RPI - YOUNG - #4262	Completed	14B	1001/98	\$3,650.00	\$3,650.00	\$0,000/99	
4262	577	1998-11 LIL - HEDSON-SWEETLAND - #4262	Completed	14A	1001/98	\$22,265.55	\$22,265.55	\$0,000/99	
4276	465	1996-14 LIL - CLAUSE - #4276	Completed	14A	1001/97	\$2,750.00	\$2,750.00	\$0,000/99	
4283	604	1998-11 RPI - DALRY - #4283	Completed	14A	1001/98	\$4,700.00	\$4,700.00	\$0,000/99	
4294	484	1998-12 CRAFT - WINDTREE VILLAGE - #4294	Completed	1001/98		\$918,675.10	\$918,675.10	\$0,000/2000	
4301	1074	2000-88 RPI - CAJALAND - #4301	Completed	0202/01		\$1,400.00	\$1,400.00	\$0,000/2001	
4323	537	1998-13 DAL - ROUNDTREE - #4323	Completed	13	1001/98	\$6,950.00	\$6,950.00	\$0,000/99	
4336	539	1998-12 BOLEY - SHADY PINES - #4336	Completed	1001/98		\$16,000.00	\$16,000.00	\$0,000/99	
4342	547	1998-13 DAL - TILLOTSON - #4342	Completed	13	1001/98	\$15,640.00	\$15,640.00	\$0,000/99	
4342	546	1998-13 DAL - THURSTON - #4342	Completed	13	1001/98	\$6,300.00	\$6,300.00	\$0,000/99	
4343	542	1998-11 LIL - QUINN - #4343	Completed	14A	1001/98	\$2,750.00	\$2,750.00	\$0,000/99	
4344	601	1998-11 LARGO - JAMES - #4344	Completed	1001/98		\$39,427.20	\$39,427.20	\$0,000/99	
4345	541	1998-11 LIL - JONES - #4345	Completed	14A	1001/98	\$2,750.00	\$2,750.00	\$0,000/99	
4346	542	1998-11 LIL - FETTER - #4346	Completed	14A	1001/98	\$2,750.00	\$2,750.00	\$0,000/99	
4348	549	1998-11 LIL - FOLSON - #4348	Completed	14A	1001/98	\$2,750.00	\$2,750.00	\$0,000/99	
4349	551	1998-11 LIL - VICKERLY - #4349	Completed	14A	1001/98	\$2,750.00	\$2,750.00	\$0,000/99	
4351	552	1998-11 LIL - RUSSELL - #4351	Completed	14A	1001/98	\$2,750.00	\$2,750.00	\$0,000/99	
4352	702	1998-11 RPI - ADAMSKIY - #4352	Completed	14B	1001/98	\$5,450.00	\$5,450.00	\$0,000/99	
4355	703	1998-11 RPI - STEVENS - #4355	Completed	14A	1001/98	\$9,000.00	\$9,000.00	\$0,000/99	
4357	587	1998-13 LARGO - RYAN - #4357	Completed	1001/98		\$10,000.00	\$10,000.00	\$0,000/99	
4358	708	1998-11 RPI - TOWN - #4358	Completed	14A	1001/98	\$25,300.00	\$25,300.00	\$0,000/99	
4368	568	1998-13 DAL - CAMPBELL - #4368	Completed	13	1001/98	\$7,200.00	\$7,200.00	\$0,000/99	
4369	557	1998-13 LIL - GUSTAFSON - #4369	Completed	14A	1001/98	\$7,150.00	\$7,150.00	\$0,000/99	
4370	558	1998-13 DAL - JOHNSON - #4370	Completed	13	1001/98	\$7,650.00	\$7,650.00	\$0,000/99	
4371	560	1998-11 LIL - TAYLOR - #4371	Completed	14A	1001/98	\$908.54	\$908.54	\$0,000/99	
4372	559	1998-11 LIL - PERNY - #4372	Completed	1001/98		\$908.54	\$908.54	\$0,000/99	
4373	558	1998-11 LIL - MARQUEZ - #4373	Completed	14A	1001/98	\$908.54	\$908.54	\$0,000/99	
4377	570	1998-13 DAL - TREWICK - #4377	Completed	13	1001/98	\$3,300.00	\$3,300.00	\$0,000/99	
4378	754	1999-1 RPI - WINTERSTOWN STEVENS - #4378	Completed	14B	1001/99	\$23,000.00	\$23,000.00	\$0,000/2000	
4380	564	1998-11 LIL - MOUNTS - #4380	Completed	14A	1001/98	\$722.64	\$722.64	\$0,000/99	
4381	565	1998-11 LIL - POKER - #4381	Completed	14A	1001/98	\$2,475.00	\$2,475.00	\$0,000/99	
4382	562	1998-11 LIL - ALEXANDER - #4382	Completed	14A	1001/98	\$908.54	\$908.54	\$0,000/99	
4383	563	1998-11 LIL - MCINNEY - #4383	Completed	14A	1001/98	\$122.00	\$122.00	\$0,000/99	
4384	571	1998-11 LIL - SMITH - #4384	Completed	14A	1001/98	\$95.70	\$95.70	\$0,000/99	
4393	589	1998-11 LIL - RICHARDSON - #4393	Completed	14A	1001/98	\$2,750.00	\$2,750.00	\$0,000/99	
4395	593	1998-13 DAL - VELAZQUEZ - #4395	Completed	13	1001/98	\$8,450.00	\$8,450.00	\$0,000/99	
4396	591	1998-13 DAL - CARLITT - #4396	Completed	13	1001/98	\$8,257.00	\$8,257.00	\$0,000/99	
4401	592	1998-13 DAL - MARTIN - #4401	Completed	13	1001/98	\$8,200.00	\$8,200.00	\$0,000/99	
4402	595	1998-13 DAL - WEBB - #4402	Completed	13	1001/98	\$8,850.00	\$8,850.00	\$0,000/99	
4403	594	1998-13 DAL - FOCACOVIC - #4403	Completed	13	1001/98	\$3,000.00	\$3,000.00	\$0,000/99	
4405	680	1998-11 LARGO - MCGRACE - #4405	Completed	1001/98		\$16,844.53	\$16,844.53	\$0,000/99	
4406	598	1998-13 DAL - BARRETT - #4406	Completed	13	1001/98	\$8,200.00	\$8,200.00	\$0,000/99	
4407	704	1998-11 LIL - MARSHALL - #4407	Completed	14A	1001/98	\$26,044.30	\$26,044.30	\$0,000/99	
4410	602	1998-13 LARGO - LEACH - #4410	Completed	1001/98		\$6,200.00	\$6,200.00	\$0,000/99	
4414	603	1998-13 DAL - 25 BELLEVUE - #4414	Completed	1001/98		\$15,500.00	\$15,500.00	\$0,000/99	
4415	681	1998-11 LARGO - CLAYTON - #4415	Completed	1001/98		\$22,522.92	\$22,522.92	\$0,000/99	
4416	641	1998-11 RPI - BURGER - #4416	Completed	14B	1001/98	\$7,000.00	\$7,000.00	\$0,000/99	
4418	648	1998-13 LARGO - TAYLOR - #4418	Completed	14B	1001/98	\$9,451.00	\$9,451.00	\$0,000/99	
4419	621	1998-11 LIL - BEAL - #4419	Completed	14A	1001/98	\$34,720.45	\$34,720.45	\$0,000/99	
4421	617	1998-13 DAL - SMITH - #4421	Completed	13	1001/98	\$9,500.00	\$9,500.00	\$0,000/99	
4422	612	1998-11 LIL - DUNFORD - #4422	Completed	14A	1001/98	\$2,750.00	\$2,750.00	\$0,000/99	
4423	615	1998-13 DAL - CONNALL - #4423	Completed	13	1001/98	\$9,900.00	\$9,900.00	\$0,000/99	
4424	613	1998-11 LIL - DYMAN - #4424	Completed	14A	1001/98	\$908.54	\$908.54	\$0,000/99	
4425	614	1998-11 LIL - PILES - #4425	Completed	14A	1001/98	\$191.40	\$191.40	\$0,000/99	
4426	620	1998-11 LIL - ROATWRIGHT - #4426	Cancelled	14A	1001/98	\$0.00	\$0.00	\$0,000/99	
4427	646	1998-12 RHO - TUSCANY APTS - #4427	Completed	1001/98		\$276,625.00	\$276,625.00	\$0,000/99	
4428	608	1998-11 LIL - SOUTHWESTLAND - #4428	Completed	14A	1001/98	\$955.74	\$955.74	\$0,000/99	
4429	609	1998-11 LIL - ALDER - #4429	Completed	14A	1001/98	\$908.54	\$908.54	\$0,000/99	
4430	610	1998-11 LIL - OLIVEROS - #4430	Completed	14A	1001/98	\$908.54	\$908.54	\$0,000/99	
4431	616	1998-13 DAL - MCINNEY - #4431	Completed	13	1001/98	\$10,000.00	\$10,000.00	\$0,000/99	
4432	647	1998-13 LARGO - LITTLE - #4432	Completed	1001/98		\$7,117.00	\$7,117.00	\$0,000/99	
4433	649	1998-13 DAL - LECHE - #4433	Completed	13	1001/98	\$8,017.00	\$8,017.00	\$0,000/99	
4436	627	1998-11 LIL - BURKE - #4436	Completed	14A	1001/98	\$7,500.00	\$7,500.00	\$0,000/99	
4437	611	1998-13 DAL - LITTLE - #4437	Completed	13	1001/98	\$10,050.00	\$10,050.00	\$0,000/99	
4438	682	1998-11 LARGO - YORK - #4438	Completed	14A	1001/98	\$16,704.07	\$16,704.07	\$0,000/99	
4443	823	1999-1 LARGO - ROSELLO - #4443	Completed	0407/00		\$42,577.70	\$42,577.70	\$0,000/2000	
4444	623	1998-11 LIL - KAISER - #4444	Completed	14A	1001/98	\$2,848.00	\$2,848.00	\$0,000/99	
4445	622	1998-11 LIL - DIEHL - #4445	Completed	14A	1001/98	\$1,100.93	\$1,100.93	\$0,000/99	
4446	624	1998-13 DAL - ERWIN - #4446	Completed	13	1001/98	\$8,950.00	\$8,950.00	\$0,000/99	
4453	628	1998-13 DAL - KINGSTON - #4453	Completed	13	1001/98	\$11,900.00	\$11,900.00	\$0,000/99	
4454	630	1998-13 DAL - WARREN - #4454	Completed	13	1001/98	\$2,500.00	\$2,500.00	\$0,000/99	
4455	666	1998-13 DAL - FRETCHARD - #4455	Completed	13	1001/98	\$9,450.00	\$9,450.00	\$0,000/99	
4456	706	1998-11 LIL - ROCHETMYER - #4456	Completed	14A	1001/98	\$21,873.05	\$21,873.05	\$0,000/99	
4457	629	1998-13 DAL - VARRIANT - #4457	Completed	13	1001/98	\$8,200.00	\$8,200.00	\$0,000/99	
4458	631	1998-13 DAL - SLOCOMB - #4458	Completed	13	1001/98	\$6,600.00	\$6,600.00	\$0,000/99	
4459	701	1998-11 LIL - HAVENSIN - #4459	Completed	14A	1001/98	\$21,433.70	\$21,433.70	\$0,000/99	
4460	635	1998-11 LIL - NEWCOMB - #4460	Completed	14A	1001/98	\$908.54	\$908.54	\$0,000/99	
4463	634	1998-11 LIL - KENNEDY - #4463	Completed	14A	1001/98	\$2,750.00	\$2,750.00	\$0,000/99	
4464	632	1998-11 LIL - CANTON - #4464	Completed	14A	1001/98	\$722.64	\$722.64	\$0,000/99	
4465	633	1998-11 LIL - KARN - #4465	Completed	14A	1001/98	\$908.54	\$908.54	\$0,000/99	
4466	638	1998-11 LIL - HUSCHER - #4466	Completed	14A	1001/98	\$12,000.00	\$12,000.00	\$0,000/99	
4469	655	1998-11 LIL - SPALDING - #4469	Completed	14A	1001/98	\$2,744.50	\$2,744.50	\$0,000/99	
4470	707	1998-11 LIL - STEWART - #4470	Completed	14A	1001/98	\$34,500.78	\$34,500.78	\$0,000/99	
4471	644	1998-11 LIL - PRATT - #4471	Completed	14A	1001/98	\$937.21	\$937.21	\$0,000/99	
4473	640	1998-12 DEB - HESEY - #4473	Completed	14A	1001/98	\$37,500.00	\$37,500.00	\$0,000/99	
4476	697	1998-11 RPI - GALLAGHER - #4476	Completed	14B	1001/98	\$21,800.00	\$21,800.00	\$0,000/99	
4477	637	1998-12 DEB - KLEIN - #4477	Completed	14A	1001/98	\$37,000.00	\$37,000.00	\$0,000/99	
4478	658	1998-13 DAL - MICHAEL - #4478	Completed	13	1001/98	\$7,550.00	\$7,550.00	\$0,000/99	
4479	657	1998-13 DAL - KING - #4479	Completed	13	1001/98	\$9,700.00	\$9,700.00	\$0,000/99	
4481	666	1999-1 RPI - HESS - #4481	Completed	14B	06/28/00	\$35,000.00	\$35,000.00	\$0,000/2000	
4482	642	1998-11 RPI - YOUNG - #4482	Completed	14B	1001/98	\$4,250.00	\$4,250.00	\$0,000/99	
4483	638	1998-11 RPI - YOUNG - #4483	Completed	14B	1001/98	\$4,250.00	\$4,250.00	\$0,000/99	
4485	659	1998-13 DAL - RADLAND - #4485	Completed	13	1001/98	\$8,450.00	\$8,450.00	\$0,000/99	
4486	656	1998-13 DAL - JARAMILLO - #4486	Completed	13	1001/98	\$11,800.00	\$11,800.00	\$0,000/99	
4487	663	1998-13 DAL - STEWART - #4487	Completed	13	1001/98	\$7,200.00	\$7,200.00	\$0,000/99	
4488	664	1998-13 DAL - VOIGT - #4488	Completed	13	1001/98	\$3,000.00	\$3,000.00	\$0,000/99	
4495	669	1998-13 DAL - ECKLEY - #4495	Completed	13	1001/98	\$10,070.00	\$10,070.00	\$0,000/99	
4496	678	1998-13 DAL - RAPHAN - #4496	Completed	13	1001/98	\$8,150.00	\$8,150.00	\$0,000/99	
449									

U.S. DATE: 12/29/2014
DEPARTMENT OF TIME: 12:32:06 PM
HOUSING AND PAGE: 5/17
URBAN
DEVELOPMENT
OFFICE OF
COMMUNITY
PLANNING AND
DEVELOPMENT
PR08 - Grantee
Summary Activity
Report

IDIS

Grantee Activity Number	IDIS Activity ID	Pgm Yr	Activity Name	Act Stat	Matrix Code	Initial Funding Date	Funded Amount	Drawn Amount	Last Draw Date
5081	743	1998-15	DAL - ALEXANDER - #5081	Completed	13	10/01/98	\$5,500.00	\$5,500.00	11/13/1999
5083	728	1998-11	LP - BARTWEGE - #5083	Completed	14A	10/01/98	\$722.84	\$722.84	11/13/1999
5084	728	1998-11	LP - JONES - #5084	Completed	14A	10/01/98	\$818.34	\$818.34	11/13/1999
5085	728	1998-11	LP - MOORE - #5085	Completed	14A	10/01/98	\$2,750.00	\$2,750.00	11/13/1999
5086	727	1998-11	LP - HERTZBERG - #5086	Completed	14A	10/01/98	\$722.84	\$722.84	11/13/1999
5087	728	1998-11	LP - MBUK - #5087	Completed	14A	10/01/98	\$2,178.00	\$2,178.00	11/13/1999
5088	746	1999-1	DAL - RENSBERG - #5088	Completed	13	10/01/99	\$11,100.00	\$11,100.00	04/11/2000
5102	769	1999-3	LARGO - WATTS - #5102	Completed	10/01/99	\$9,375.00	\$9,375.00	02/08/2000	
5103	864	1999-1	LARGO - JONES - #5103	Completed	10/01/99	\$24,701.30	\$24,701.30	01/13/2000	
5104	748	1999-3	DAL - SCHENRY - #5104	Completed	13	10/01/99	\$9,520.00	\$9,520.00	02/08/2000
5105	779	1999-3	LARGO - ANDERSON - #5105	Completed	10/01/99	\$9,760.00	\$9,760.00	02/08/2000	
5106	753	1999-3	DAL - HAYES - #5106	Completed	13	10/01/99	\$6,050.00	\$6,050.00	02/08/2000
5110	778	1999-3	DAL - HAGEN - #5110	Completed	10/01/99	\$8,880.00	\$8,880.00	02/08/2000	
5111	772	1999-3	DAL - CATO - #5111	Completed	10/01/99	\$8,900.00	\$8,900.00	02/08/2000	
5112	775	1999-3	DAL - CLOKEY - #5112	Completed	10/01/99	\$4,075.00	\$4,075.00	02/08/2000	
5117	749	1999-1	LP - MEYERS - #5117	Completed	14A	10/01/99	\$2,750.00	\$2,750.00	02/08/2000
5118	758	1999-1	RPI - SARUFF - #5118	Completed	14A	10/01/99	\$5,500.00	\$5,500.00	10/03/2001
5119	778	1999-1	RPI - BRETNER - #5119	Completed	14A	10/01/99	\$7,500.00	\$7,500.00	04/11/2000
5123	779	1999-1	DAL - KELLY - #5123	Completed	10/01/99	\$10,288.86	\$10,288.86	07/13/2000	
5154	777	1999-3	DAL - RODRIGUES - #5154	Completed	10/01/99	\$12,583.00	\$12,583.00	02/08/2000	
5165	779	1999-3	DAL - SPANANKEEL - #5165	Completed	10/01/99	\$12,500.00	\$12,500.00	02/08/2000	
5188	822	1999-1	LARGO - KENNEDY - #5188	Completed	04/07/00	\$19,269.85	\$19,269.85	04/11/2000	
5189	863	1999-1	LARGO - HARMON - #5189	Completed	07/07/00	\$10,627.85	\$10,627.85	07/13/2000	
5180	761	1999-1	RPI - ENWRIGHT - #5180	Completed	14B	10/01/99	\$10,800.00	\$10,800.00	04/11/2000
5181	773	1999-3	DAL - GREEN - #5181	Completed	10/01/99	\$21,600.00	\$21,600.00	02/08/2000	
5183	758	1999-1	LP - ST PIERRE - #5183	Completed	14A	10/01/99	\$722.84	\$722.84	02/08/2000
5184	780	1999-3	DAL - BLAIR - #5184	Completed	10/01/99	\$11,190.00	\$11,190.00	02/08/2000	
5186	771	1999-3	LARGO - VOTTA - #5186	Completed	10/01/99	\$9,170.00	\$9,170.00	02/08/2000	
5187	762	1999-1	LP - RODGERS - #5187	Completed	14A	10/01/99	\$722.84	\$722.84	02/08/2000
5171	762	1999-3	DAL - HAMILTON - #5171	Completed	10/01/99	\$13,490.00	\$13,490.00	02/08/2000	
5172	781	1999-3	DAL - GOMEZ - #5172	Completed	10/01/99	\$15,171.00	\$15,171.00	02/08/2000	
5173	783	1999-3	DAL - MARKOWICZ - #5173	Completed	10/01/99	\$9,375.00	\$9,375.00	02/08/2000	
5177	764	1999-1	LP - ORR - #5177	Completed	14A	10/01/99	\$725.00	\$725.00	02/08/2000
5178	765	1999-1	LP - ALEXANDER - #5178	Completed	14A	10/01/99	\$875.00	\$875.00	02/08/2000
5181	784	1999-3	DAL - HIAZ - #5181	Completed	10/01/99	\$3,000.00	\$3,000.00	02/08/2000	
5182	785	1999-3	DAL - ROCHETTE - #5182	Completed	10/01/99	\$10,070.00	\$10,070.00	02/08/2000	
5183	774	1999-3	DAL - BRUM - #5183	Completed	10/01/99	\$7,500.00	\$7,500.00	02/08/2000	
5184	793	1999-1	LP - WILSON - #5184	Completed	14A	04/06/00	\$2,862.50	\$2,862.50	04/11/2000
5185	791	1999-1	LP - AKERS - #5185	Completed	14A	04/06/00	\$1,980.00	\$1,980.00	04/11/2000
5186	792	1999-1	LP - BURMELOW - #5186	Completed	14A	04/06/00	\$1,981.00	\$1,981.00	04/11/2000
5187	819	1999-3	DAL - NEVES - #5187	Completed	04/07/00	\$4,185.50	\$4,185.50	04/11/2000	
5188	818	1999-3	DAL - KOLAJC - #5188	Completed	04/07/00	\$8,460.00	\$8,460.00	04/11/2000	
5189	821	1999-3	DAL - SANNI - #5189	Completed	04/07/00	\$7,450.00	\$7,450.00	04/11/2000	
5190	817	1999-3	DAL - CONNERS - #5190	Completed	04/07/00	\$9,760.00	\$9,760.00	04/11/2000	
5191	820	1999-3	DAL - FRIMBERTON - #5191	Completed	04/07/00	\$2,375.00	\$2,375.00	04/11/2000	
5192	826	1999-3	LARGO - BATTAU - #5192	Completed	04/07/00	\$10,000.00	\$10,000.00	04/11/2000	
5193	798	1999-1	LP - KOVALSKY - #5193	Completed	14A	04/06/00	\$2,744.50	\$2,744.50	04/11/2000
5195	825	1999-3	DAL - KARST - #5195	Completed	04/07/00	\$10,500.00	\$10,500.00	04/11/2000	
5197	837	1999-3	LARGO - SIMON - #5197	Completed	04/07/00	\$28,180.15	\$28,180.15	04/11/2000	
5198	888	1999-1	LARGO - CHERNO - #5198	Completed	07/07/00	\$14,163.71	\$14,163.71	07/13/2000	
5199	798	1999-1	LP - DICKET - #5199	Completed	14A	04/06/00	\$900.00	\$900.00	04/11/2000
5200	797	1999-1	LP - COTRONE - #5200	Completed	14A	04/06/00	\$1,425.00	\$1,425.00	04/11/2000
5201	946	1999-1	RPI - ENRIGHT - #5201	Cancelled	14B	09/25/00	\$0.00	\$0.00	
5202	985	1999-1	RPI - ENRIGHT - #5202	Completed	14B	11/11/00	\$11,500.00	\$11,500.00	11/14/2000
5202	827	1999-3	DAL - GALBA - #5202	Completed	04/07/00	\$7,700.00	\$7,700.00	04/11/2000	
5207	1141	2000-05	TBCCD - MARION - #5207	Completed	06/26/01	\$3,940.00	\$3,940.00	06/26/2001	
524	804	1997-12	HS - MOORE - #524	Completed	14B	04/06/00	\$40,000.00	\$40,000.00	04/11/2000
5213	803	1999-1	LP - ZUKERMAN - #5213	Completed	14A	04/06/00	\$2,744.50	\$2,744.50	07/13/2000
5214	847	1999-1	RPI - SAKOJEN - #5214	Completed	14B	09/25/00	\$6,460.00	\$6,460.00	11/14/2000
5215	855	1999-1	LP - JENSEN - #5215	Completed	14A	06/27/00	\$3,869.10	\$3,869.10	07/13/2000
5222	828	1999-3	DAL - BOLLINGER - #5222	Completed	04/07/00	\$5,280.00	\$5,280.00	04/11/2000	
5223	829	1999-3	DAL - VERGARA - #5223	Completed	04/07/00	\$6,827.00	\$6,827.00	04/11/2000	
5224	831	1999-3	DAL - OUNY - #5224	Completed	04/07/00	\$7,700.00	\$7,700.00	04/11/2000	
5227	803	1999-1	LARGO - GOURLEY - #5227	Completed	14A	08/473.14	\$8,473.14	07/13/2000	
5229	830	1999-3	DAL - CORWELL - #5229	Completed	04/07/00	\$7,125.00	\$7,125.00	04/11/2000	
5237	858	1999-1	RPI - LOWE - #5237	Completed	14A	06/27/00	\$1,760.00	\$1,760.00	01/25/2001
5238	813	1999-1	LP - HALSTED - #5238	Completed	14A	04/07/00	\$2,392.50	\$2,392.50	04/11/2000
5239	838	1999-3	LARGO - FARNAK - #5239	Completed	04/07/00	\$2,460.00	\$2,460.00	04/11/2000	
5240	840	1999-3	LARGO - WILLIAMS - #5240	Completed	04/07/00	\$3,333.00	\$3,333.00	04/11/2000	
5241	839	1999-3	LARGO - LOGAN - #5241	Completed	04/07/00	\$8,800.00	\$8,800.00	04/11/2000	
5243	833	1999-3	DAL - LOUIVIERE - #5243	Completed	04/07/00	\$10,600.00	\$10,600.00	04/11/2000	
5244	832	1999-3	DAL - KLOS - #5244	Completed	04/07/00	\$7,700.00	\$7,700.00	04/11/2000	
5247	842	1999-1	LP - JACOB - #5247	Completed	14A	06/24/00	\$700.00	\$700.00	07/13/2000
5248	834	1999-1	LP - JOHNSON - #5248	Completed	14A	04/07/00	\$2,750.00	\$2,750.00	04/11/2000
5250	1123	2000-04	RPI - CRAVEN - #5250	Completed	14B	04/30/01	\$8,500.00	\$8,500.00	10/03/2001
5251	841	1999-1	LP - EBBERTS - #5251	Completed	06/24/00	\$475.00	\$475.00	07/13/2000	
5253	886	1999-3	DAL - HUGHES - #5253	Completed	07/07/00	\$7,700.00	\$7,700.00	07/13/2000	
5257	867	1999-3	DAL - KOVALSKY - #5257	Completed	07/07/00	\$7,657.00	\$7,657.00	07/13/2000	
5258	879	1999-1	RPI - EVANS - #5258	Completed	14B	07/07/00	\$7,000.00	\$7,000.00	07/13/2000
5258	885	1999-1	LP - HAGAN - #5258	Completed	07/11/00	\$35,260.80	\$35,260.80	07/13/2000	
5257	891	1999-1	DAL - TENDOUT - #5257	Completed	07/07/00	\$7,700.00	\$7,700.00	07/13/2000	
5258	889	1999-3	DAL - GRANT - #5258	Completed	07/07/00	\$7,700.00	\$7,700.00	07/13/2000	
5259	892	1999-3	DAL - WATSON - #5259	Completed	07/07/00	\$6,840.00	\$6,840.00	07/13/2000	
5260	824	1999-3	RPI - VEIR - #5260	Completed	04/07/00	\$41,350.00	\$41,350.00	09/27/2000	
5261	846	1999-1	LP - METTERBERG - #5261	Completed	06/24/00	\$672.95	\$672.95	07/13/2000	
5262	846	1999-1	LP - DYK - #5262	Completed	14A	06/24/00	\$672.95	\$672.95	07/13/2000
5263	847	1999-1	LP - SPRINCLE - #5263	Completed	14A	06/24/00	\$672.95	\$672.95	07/13/2000
5265	890	1999-3	DAL - CONCOLLY - #5265	Completed	07/07/00	\$6,460.00	\$6,460.00	07/13/2000	
5267	897	1999-3	DAL - SHEARER - #5267	Completed	07/07/00	\$10,000.00	\$10,000.00	07/13/2000	
5268	897	1999-1	RPI - RELOCATION EXEC, INC - #5268	Completed	14B	06/28/00	\$16,000.00	\$16,000.00	07/13/2000
5269	854	1999-1	LP - TWIBBLE - #5269	Completed	14A	06/27/00	\$672.95	\$672.95	07/13/2000
5270	895	1999-3	DAL - MCALFEY - #5270	Completed	07/07/00	\$4,670.00	\$4,670.00	07/13/2000	
5271	896	1999-1	DAL - SLY - #5271	Completed	07/07/00	\$7,200.00	\$7,200.00	07/13/2000	
5272	894	1999-3	DAL - MCKINLEY - #5272	Completed	07/07/00	\$2,300.00	\$2,300.00	07/13/2000	
5273	893	1999-3	DAL - MAS - #5273	Completed	07/07/00	\$7,700.00	\$7,700.00	07/13/2000	
5276	868	1999-1	LP - MCCELL - #5276	Completed	14A	06/28/00	\$2,084.50	\$2,084.50	07/13/2000
5277	929	1999-1	LP - MATTHEWS - #5277	Completed	14A	09/25/00	\$3,891.10	\$3,891.10	09/27/2000
5278	868	1999-3	DAL - ANDRE - #5278	Completed	07/07/00	\$3,660.00	\$3,660.00	07/13/2000	
5279	901	1999-3	DAL - DALE - #5279	Completed	07/10/00	\$6,716.00	\$6,716.00	07/13/2000	
5280	900	1999-1	DAL - FARMFIELD - #5280	Completed	07/10/00	\$7,700.00	\$7,700.00	07/13/2000	
5281	902	1999-3	DAL - VOLAUERSRUDD - #5281	Completed	07/10/00	\$7,700.00	\$7,700.00	07/13/2000	
5282	899	1999-3	DAL - NEAM - #5282	Completed	07/10/00	\$7,700.00	\$7,700.00	07/13/2000	
5283	1119	1999-1	RPI - CHANG - #5283	Completed	14A	04/28/01	\$16,000.00	\$16,000.00	10/03/2001
5287	862	1999-1	LP - COLLIER - #5287	Completed	14A	06/28/00	\$672.95	\$672.95	07/13/2000
5289	863	1999-1	LP - COLLIER - #5289	Completed	14A	06/28/00	\$672.95	\$672.95	07/13/2000
5290	917	1999-3	LARGO - KESING - #5290	Completed	07/24/00	\$8,650.00	\$8,650.00	07/28/2000	
5292	948	1999-1	LARGO - BRAY - #5292	Completed	09/25/00	\$17,680.00	\$17,680.00	09/27/2000	
5296	865	1999-1	RPI - WINDON - #5296	Completed	14B	06/28/00	\$4,450.00	\$4,450.00	07/13/2000
5297	926	1999-1	LP - REYES - #5297	Completed	14A	09/25/00	\$3,891.10	\$3,891.10	09/27/2000

U.S. DEPARTMENT OF HOUSING AND URBAN DEVELOPMENT
OFFICE OF COMMUNITY PLANNING AND DEVELOPMENT
PR08 - Grantee
Summary Activity Report

DATE: 12/29/2014

DEPARTMENT OF TIME: 12:32:06 PM

PAGE: 6/17

IDIS

Grantee Activity Number	DBS Activity ID	Pgm Yr	Activity Name	Act Stat	Matrix Code	Initial Funding Date	Funded Amount	Drawn Amount	Date of Last Draw
5349	933	1999	ILP - JONES - #5349	Completed	14A	09/25/00	\$2,704.90	\$2,704.90	09/27/2000
5350	931	1999	ILP - BURBANK - #5350	Completed	14A	09/25/00	\$2,700.00	\$2,700.00	09/27/2000
5352	955	1999	DAL - CUNNINGHAM - #5352	Completed	09/26/00	09/26/00	\$7,700.00	\$7,700.00	09/27/2000
5353	956	1999	DAL - RYAN - #5353	Completed	09/26/00	09/26/00	\$7,285.00	\$7,285.00	09/27/2000
5354	957	1999	DAL - ZBOROVSKI - #5354	Completed	09/26/00	09/26/00	\$7,700.00	\$7,700.00	09/27/2000
5355	958	1999	DAL - BONAVITZ - #5355	Completed	09/26/00	09/26/00	\$7,700.00	\$7,700.00	09/27/2000
5356	959	1999	DAL - LAMLEY - #5356	Completed	09/26/00	09/26/00	\$7,700.00	\$7,700.00	09/27/2000
5357	1348	1999	RPI - WALLACE - #5357	Completed	14B	09/06/02	\$96,000.00	\$96,000.00	06/04/2002
5358	936	1999	ILP - KOWANSKI - #5358	Completed	14A	09/25/00	\$642.92	\$642.92	09/27/2000
5359	1094	2000-54 RPI - SPENCER - #5359	Completed	14B	03/22/01	\$27,000.00	\$27,000.00	03/24/2001	
536	945	1999	UL - CLINTON - #536	Completed	14A	09/25/00	\$3,850.00	\$3,850.00	09/27/2000
5365	960	1999	DAL - FERRAND - #5365	Completed	09/26/00	09/26/00	\$7,700.00	\$7,700.00	09/27/2000
5366	1050	1999	UL - FERNANDEZ - #5366	Completed	14A	01/17/01	\$25,251.95	\$25,251.95	01/25/2001
5367	1051	1999	UL - RIVERA - #5367	Completed	14A	01/17/01	\$32,482.27	\$32,482.27	01/25/2001
5368	961	1999	DAL - BURGMAYER - #5368	Completed	09/26/00	09/26/00	\$7,700.00	\$7,700.00	09/27/2000
5369	943	1999	ILP - MILLER - #5369	Completed	14A	09/25/00	\$2,748.90	\$2,748.90	09/27/2000
5370	962	1999	DAL - HOLZE - #5370	Completed	09/26/00	09/26/00	\$7,550.00	\$7,550.00	09/27/2000
5371	964	1999	ILP - STEIN - #5371	Completed	14A	09/25/00	\$642.92	\$642.92	09/27/2000
5372	942	1999	ILP - FORD - #5372	Completed	14A	09/25/00	\$2,685.10	\$2,685.10	09/27/2000
5373	1458	2002	COOPRPI - VAUGHAN - HOUSING PRESERVATION	Completed	14B	01/15/03	\$5,400.00	\$5,400.00	01/17/2003
5374	963	1999	DAL - MOORE - #5374	Completed	14A	09/25/00	\$7,700.00	\$7,700.00	09/27/2000
5376	1051	1999	UL - MONTI - #5376	Completed	14A	01/17/01	\$29,965.80	\$29,965.80	01/25/2001
5378	964	1999	LARGO - PEDUCO - #5378	Completed	09/26/00	09/26/00	\$7,700.00	\$7,700.00	09/27/2000
5381	965	1999	DAL - JOHNS - #5381	Completed	09/26/00	09/26/00	\$7,700.00	\$7,700.00	09/27/2000
5382	968	1999	DAL - MEAL - #5382	Completed	09/26/00	09/26/00	\$7,700.00	\$7,700.00	09/27/2000
5383	1120	1999	RPI - EAH LC - #5383	Completed	14B	04/28/01	\$17,800.00	\$17,800.00	10/03/2001
5384	1121	1999	RPI - EAH LC - #5384	Completed	14B	04/28/01	\$14,500.00	\$14,500.00	10/03/2001
5386	976	1999	LARGO - FARBER - #5386	Completed	14A	11/10/00	\$7,700.00	\$7,700.00	11/14/2000
5387	977	1999	LARGO - VAN OSTENBERGHE - #5387	Completed	14A	11/10/00	\$6,400.00	\$6,400.00	11/14/2000
5388	978	1999	LARGO - CONNER - #5388	Completed	14A	11/10/00	\$7,300.00	\$7,300.00	11/14/2000
5389	987	1999	DAL - FLEMING - #5389	Completed	09/26/00	09/26/00	\$7,700.00	\$7,700.00	09/27/2000
5391	1095	2000-54 RPI - BRAND - #5391	Completed	14B	03/22/01	\$6,800.00	\$6,800.00	03/24/2001	
5393	1070	1999	NANGU COURT	Completed	14A	01/15/01	\$1,600.00	\$1,600.00	03/24/2001
5394	979	1999	DAL - MURRAY - #5394	Completed	14A	11/10/00	\$4,380.00	\$4,380.00	11/14/2000
5395	975	1999	DAL - MOORE - #5395	Completed	14A	11/10/00	\$7,700.00	\$7,700.00	11/14/2000
5397	1048	1999	ILP - BROWN - #5397	Completed	14A	01/17/01	\$23,745.75	\$23,745.75	01/25/2001
5398	981	1999	DAL - JACKSON - #5398	Completed	11/10/00	11/10/00	\$7,700.00	\$7,700.00	11/14/2000
540	980	1999	DAL - RIVERA - #540	Completed	11/10/00	11/10/00	\$7,700.00	\$7,700.00	11/14/2000
5402	982	1999	DAL - CONNOR - #5402	Completed	11/10/00	11/10/00	\$7,700.00	\$7,700.00	11/14/2000
5405	990	2000-55 TRCDD - CONLEY - #5405	Completed	14A	01/16/01	\$7,700.00	\$7,700.00	01/19/2001	
5410	991	2000-55 TRCDD - MAHONEY - #5410	Completed	14A	01/16/01	\$7,050.00	\$7,050.00	01/19/2001	
5413	1070	2000-40 LARGO - BARNARD - #5413	Completed	14B	02/28/01	\$14,810.72	\$14,810.72	02/28/2001	
5414	1099	2000-54 RPI - TENEIRO - #5414	Completed	14B	03/27/01	\$10,600.00	\$10,600.00	06/01/2001	
5415	992	2000-55 TRCDD - HAYES - #5415	Completed	01/16/01	01/16/01	\$7,700.00	\$7,700.00	01/19/2001	
5418	1029	1999	ILP - CONKORIS - #5418	Completed	14A	01/16/01	\$2,700.00	\$2,700.00	01/19/2001
5421	1064	2000-48 RPI - MORIN - #5421	Completed	01/17/01	01/17/01	\$42,600.00	\$42,600.00	01/19/2001	
5423	1066	2000-49 RPI - WILHELM - #5423	Completed	01/17/01	01/17/01	\$42,500.00	\$42,500.00	01/19/2001	
5425	1030	1999	ILP - TUDOR - #5425	Completed	14A	01/16/01	\$925.00	\$925.00	01/19/2001
5426	1027	1999	ILP - ALLISON - #5426	Completed	14A	01/16/01	\$925.00	\$925.00	01/19/2001
5428	1029	1999	ILP - SWEARER - #5428	Completed	14A	01/16/01	\$925.00	\$925.00	01/19/2001
5429	993	2000-55 TRCDD - WEDDERBURN - #5429	Completed	01/16/01	01/16/01	\$3,240.00	\$3,240.00	01/19/2001	
5430	994	2000-55 TRCDD - SAMPFELD - #5430	Completed	01/16/01	01/16/01	\$7,400.00	\$7,400.00	01/19/2001	
5432	995	2000-55 TRCDD - GRACHECK - #5432	Completed	01/16/01	01/16/01	\$7,700.00	\$7,700.00	01/19/2001	
5434	996	2000-55 TRCDD - MEISNER - #5434	Completed	01/16/01	01/16/01	\$11,415.90	\$11,415.90	01/19/2001	
5437	1031	1999	ILP - TORRES - #5437	Completed	14A	01/16/01	\$925.00	\$925.00	01/19/2001
5438	1041	1999	ILP - DAVIS - #5438	Completed	14A	01/16/01	\$1,732.50	\$1,732.50	01/19/2001
5439	1038	1999	ILP - BATTLES - #5439	Completed	14A	01/16/01	\$1,732.50	\$1,732.50	01/19/2001
5440	1044	1999	ILP - SCODIN - #5440	Completed	14A	01/16/01	\$925.00	\$925.00	01/19/2001
5441	1039	1999	ILP - CLARK - #5441	Completed	14A	01/16/01	\$925.00	\$925.00	01/19/2001
5442	1040	1999	ILP - CRENSHAW - #5442	Completed	14A	01/16/01	\$925.00	\$925.00	01/19/2001
5443	1042	1999	ILP - MENDICK - #5443	Completed	14A	01/16/01	\$925.00	\$925.00	01/19/2001
5444	1043	1999	ILP - RITCH - #5444	Completed	14A	01/16/01	\$925.00	\$925.00	01/19/2001
5445	1045	1999	ILP - SWEARER - #5445	Completed	14A	01/16/01	\$925.00	\$925.00	01/19/2001
5446	1032	1999	ILP - VOG - #5446	Completed	14A	01/16/01	\$925.00	\$925.00	01/19/2001
5448	1065	2000-59 PAL - RYE - #5448	Completed	01/17/01	01/17/01	\$40,000.00	\$40,000.00	01/19/2001	
5449	1068	2000-59 PAL - RYAN - #5449	Completed	01/17/01	01/17/01	\$40,000.00	\$40,000.00	01/19/2001	
5450	1068	2000-59 PAL - JASSMANN - #5450	Completed	01/17/01	01/17/01	\$21,600.00	\$21,600.00	01/19/2001	
5451	997	2000-55 TRCDD - PEACOCK - #5451	Completed	01/16/01	01/16/01	\$4,200.00	\$4,200.00	01/19/2001	
5452	998	2000-55 TRCDD - BONILLA - #5452	Completed	01/16/01	01/16/01	\$4,720.00	\$4,720.00	01/19/2001	
5453	999	2000-55 TRCDD - PEREZ - #5453	Completed	01/16/01	01/16/01	\$7,700.00	\$7,700.00	01/19/2001	
5454	1000	2000-55 TRCDD - PANDROPOULOS - #5454	Completed	01/16/01	01/16/01	\$7,700.00	\$7,700.00	01/19/2001	
5455	1001	2000-55 TRCDD - WHOLEY - #5455	Completed	01/16/01	01/16/01	\$3,250.00	\$3,250.00	01/19/2001	
5456	1002	2000-55 TRCDD - WILES - #5456	Completed	01/16/01	01/16/01	\$4,570.00	\$4,570.00	01/19/2001	
5457	1003	2000-55 TRCDD - BEATTIE - #5457	Completed	01/16/01	01/16/01	\$7,100.00	\$7,100.00	01/19/2001	
5459	1004	2000-55 TRCDD - MARRICCO - #5459	Completed	01/16/01	01/16/01	\$7,700.00	\$7,700.00	01/19/2001	
5460	1005	2000-55 TRCDD - RUSH - #5460	Completed	01/16/01	01/16/01	\$7,700.00	\$7,700.00	01/19/2001	
5461	1068	2000-55 TRCDD - DELUCHE - #5461	Completed	01/17/01	01/17/01	\$34,750.00	\$34,750.00	01/19/2001	
5462	1006	2000-55 TRCDD - BLISS - #5462	Completed	01/16/01	01/16/01	\$6,650.00	\$6,650.00	01/19/2001	
5466	1058	2000-55 LARGO - JONES - #5466	Completed	01/17/01	01/17/01	\$7,994.00	\$7,994.00	01/25/2001	
5467	1007	2000-55 TRCDD - GRAF - #5467	Completed	01/16/01	01/16/01	\$7,700.00	\$7,700.00	01/19/2001	
5468	1009	2000-55 TRCDD - LARSON - #5468	Completed	01/16/01	01/16/01	\$6,400.00	\$6,400.00	01/19/2001	
5470	1000	2000-55 TRCDD - PYTLARZ - #5470	Completed	01/16/01	01/16/01	\$7,700.00	\$7,700.00	01/19/2001	
5471	1010	2000-55 TRCDD - MCQUEEN - #5471	Completed	01/16/01	01/16/01	\$7,700.00	\$7,700.00	01/19/2001	
5472	1011	2000-55 TRCDD - BROOKS - #5472	Completed	01/16/01	01/16/01	\$7,700.00	\$7,700.00	01/19/2001	
5473	1118	2000-54 RPI - WINE - #5473	Completed	14B	10/01/00	\$9,000.00	\$9,000.00	10/03/2001	
5474	1016	2000-55 TRCDD - BATTLETT - #5474	Completed	01/17/01	01/17/01	\$7,700.00	\$7,700.00	01/25/2001	
5475	1061	2000-55 TRCDD - DUPRIE - #5475	Completed	01/17/01	01/17/01	\$7,250.00	\$7,250.00	01/25/2001	
5478	1062	2000-55 TRCDD - KACHER - #5478	Completed	01/17/01	01/17/01	\$3,325.00	\$3,325.00	01/25/2001	
5479	1063	2000-55 TRCDD - TAYLOR - #5479	Completed	01/17/01	01/17/01	\$7,700.00	\$7,700.00	01/25/2001	
5480	1063	2000-55 TRCDD - VALLEJAS - #5480	Completed	01/17/01	01/17/01	\$6,700.00	\$6,700.00	01/25/2001	
5482	1100	2000-54 RPI - WINDON - #5482	Completed	14B	03/28/01	\$5,850.00	\$5,850.00	05/01/2001	
5485	1073	2000-54 LARGO - KALL - #5485	Completed	03/22/01	03/22/01	\$10,000.00	\$10,000.00	03/23/2001	
5486	1080	2000-54 LARGO - FOUNTAIN - #5486	Completed	03/22/01	03/22/01	\$7,700.00	\$7,700.00	03/24/2001	
5501	1081	2000-54 LARGO - SCHMITT - #5501	Completed	03/22/01	03/22/01	\$9,468.00	\$9,468.00	03/24/2001	
5504	1080	2000-54 RPI - SCOTT - #5504	Completed	03/16/01	03/16/01	\$27,500.00	\$27,500.00	03/24/2001	
5507	1091	2000-54 RPI - ROBEY - #5507	Completed	03/16/01	03/16/01	\$42,500.00	\$42,500.00	03/24/2001	
5508	1084	2000-55 TRCDD - PHTHIAN - #5508	Completed	03/15/01	03/15/01	\$7,110.00	\$7,110.00	03/24/2001	
5510	1088	2000-55 TRCDD - HURDLE - #5510	Completed	03/16/01	03/16/01	\$3,220.00	\$3,220.00	03/24/2001	
5511	1087	2000-55 TRCDD - MILLER - #5511	Completed	03/15/01	03/15/01	\$7,700.00	\$7,700.00	03/24/2001	
5512	1086	2000-55 TRCDD - GLUCK - #5512	Completed	03/15/01	03/15/01	\$7,700.00	\$7,700.00	03/24/2001	
5513	1085	2000-55 TRCDD - NADIAU - #5513	Completed	03/15/01	03/15/01	\$7,700.00	\$7,700.00	03/24/2001	
5514	1083	2000-55 TRCDD - WILSON - #5514	Completed	03/15/01	03/15/01	\$5,100.00	\$5,100.00	03/24/2001	
5515	1082	2000-55 TRCDD - NEWTON - #5515	Completed	03/15/01	03/15/01</				

U.S. DATE: 12/29/2014
DEPARTMENT OF TIME: 12:32:06 PM
HOUSING AND PAGE: 7/17
URBAN
DEVELOPMENT
OFFICE OF
COMMUNITY
PLANNING AND
DEVELOPMENT
PR08 - Grantee
Summary Activity
Report

IDIS

Grantee Activity Number	IDIS Activity ID	Pgm Yr	Activity Name	Act Stat	Matrix Code	Initial Funding Date	Funded Amount	Drawn Amount	Last Draw Date
5613	1178	2001-65	TRICC - VEGO - #5613	Completed	13	08/06/01	\$4,050.00	\$4,050.00	08/07/2001
5624	1275	2001-65	RP - DIXON - #5624	Completed	14B	03/07/02	\$18,000.00	\$18,000.00	02/22/2002
5632	1100	2000-59	PAL - HYDE - #5632	Completed		08/21/01	\$35,750.00	\$35,750.00	11/02/2001
5671	1231	2001-69	TRICC - MORRIS - #5671	Completed	14	12/20/01	\$4,900.00	\$4,900.00	12/21/2001
5672	1224	2001-69	TRICC - HOOVER - #5672	Completed		12/20/01	\$7,800.00	\$7,800.00	12/21/2001
5673	1225	2001-69	TRICC - HOLDBERG - #5673	Completed		12/20/01	\$7,800.00	\$7,800.00	12/21/2001
5675	1226	2001-69	TRICC - HOWELL - #5675	Completed		12/20/01	\$8,275.00	\$8,275.00	12/21/2001
5679	1235	2001-69	TRICC - LANDAUERDE - #5679	Completed		12/26/01	\$7,800.00	\$7,800.00	12/28/2001
5681	1234	2001-69	TRICC - KELLEY - #5681	Completed		12/26/01	\$5,800.00	\$5,800.00	12/28/2001
5691	1239	2001-69	TRICC - SMITH - #5691	Completed		12/27/01	\$7,800.00	\$7,800.00	01/04/2002
5693	1259	2001-68	CDORP - GARCO - HOUSING PRESERVATION	Completed	14B	01/10/02	\$9,000.00	\$9,000.00	01/19/2002
5697	1260	2001-68	CDORP - GARCO - HOUSING PRESERVATION	Completed	14B	01/10/02	\$9,000.00	\$9,000.00	01/19/2002
5703	1261	2001-68	CDORP - CHANG - HOUSING PRESERVATION	Completed	14B	01/10/02	\$9,000.00	\$9,000.00	01/19/2002
5725	1291	2001-68	CDORP - DIXON - HOUSING PRESERVATION	Completed	14B	03/19/02	\$26,000.00	\$26,000.00	02/22/2002
5730	1353	2001-68	CDORP - DAY - HOUSING PRESERVATION	Completed	14B	05/29/02	\$9,000.00	\$9,000.00	06/04/2002
5747	1313	2000-64	RP - RATLIFF - #5747	Completed		04/05/02	\$17,000.00	\$17,000.00	04/11/2002
5756	1350	2001-68	CDORP - BILLAS - HOUSING PRESERVATION	Completed	14B	05/10/02	\$16,500.00	\$16,500.00	01/17/2003
5762	1369	2001-68	CDORP - SHOOTING STAR - HOUSING PRES	Completed	14B	06/06/02	\$41,100.00	\$41,100.00	06/15/2002
5786	1370	2001-68	CDORP - POMEROY - HOUSING PRESERVATION	Completed	14A	06/06/02	\$9,000.00	\$9,000.00	06/15/2002
5835	1403	2001-68	CDORP - REEDER - HOUSING PRESERVATION	Completed	14B	06/19/02	\$4,500.00	\$4,500.00	06/24/2002
5859	1408	2001-68	CDORP - NORLANDER - HOUSING PRESERVATION	Completed	14B	06/30/02	\$5,300.00	\$5,300.00	10/03/2002
5869	1400	2001-68	CDORP - SOMODY - HOUSING PRESERVATION	Completed	14B	06/30/02	\$32,000.00	\$32,000.00	10/03/2002
5870	1763	2003-38	RP - SOMODY - HOUSING PRESERVATION	Completed		07/20/04	\$55,511.00	\$55,511.00	04/09/2005
5870	1410	2001-68	CDORP - MCCABE - HOUSING PRESERVATION	Completed	14B	09/30/02	\$8,800.00	\$8,800.00	10/03/2002
5872	1413	2001-68	HMRHO - HERITAGE PRESBYTERIAN APTS	Completed		09/30/02	\$918,400.00	\$918,400.00	10/03/2002
5876	1412	2001-68	CDORP - ENRIGHT - HOUSING PRESERVATION	Completed	14A	09/30/02	\$6,500.00	\$6,500.00	10/03/2002
5882	1411	2001-68	CDORP - NELSON - HOUSING PRESERVATION	Completed	14B	09/30/02	\$15,000.00	\$15,000.00	10/03/2002
5878	1440	2002-4	CDORP - LEAHAN - HOUSING PRESERVATION	Completed	14A	01/13/03	\$4,400.00	\$4,400.00	01/17/2003
5882	1407	2001-68	CDORP - ENRIGHT - HOUSING PRESERVATION	Completed	14B	09/30/02	\$18,000.00	\$18,000.00	10/03/2002
5904	1471	2002-4	CDORP - FAVERT - HOUSING PRESERVATION	Completed	14B	01/28/03	\$15,133.33	\$15,133.33	07/01/2003
5908	1462	2002-4	HMRHO - TRINITY HOUSE	Completed		01/16/03	\$1,415.55	\$1,415.55	01/17/2003
5930	1471	2002-4	CDORP - GANTT - HOUSING PRESERVATION	Completed	14B	01/27/03	\$4,000.00	\$4,000.00	01/01/2003
5931	1469	2002-4	CDORP - MCCABE - HOUSING PRESERVATION	Completed	14B	01/15/03	\$5,200.00	\$5,200.00	01/17/2003
5940	1502	2002-4	CDORP - BRAZEN - HOUSING PRESERVATION	Completed	12	02/17/03	\$11,000.00	\$11,000.00	04/12/2003
5942	1608	2002-4	HMRHO - HAZLEPP	Completed		02/29/03	\$53,738.00	\$53,738.00	10/16/2003
5949	1441	2002-4	HMRHO - CONTEMPORARY HOUSING DEVELOPM	Completed		12/27/02	\$1,178,062.78	\$1,178,062.78	07/02/2003
5958	1472	2002-4	CDORP - BRAZEN - HOUSING PRESERVATION	Completed	14B	01/27/03	\$9,500.00	\$9,500.00	01/01/2003
5964	1501	2002-4	CDORP - DIXON - HOUSING PRESERVATION	Completed	12	02/17/03	\$18,000.00	\$18,000.00	04/12/2003
5964	1504	2002-4	CDORP - NUYTEN - HOUSING PRESERVATION	Completed	12	02/17/03	\$4,600.00	\$4,600.00	04/12/2003
5966	1506	2002-4	CDORP - NUYTEN - HOUSING PRESERVATION	Completed	12	02/17/03	\$4,600.00	\$4,600.00	04/12/2003
5976	1550	2002-4	CDORP - DIXON - HOUSING PRESERVATION	Completed	14B	05/16/03	\$18,000.00	\$18,000.00	05/21/2003
5984	1533	2002-4	CDORP - GALLAGHY - HOUSING PRESERVATION	Completed	12	04/25/03	\$20,000.00	\$20,000.00	06/01/2003
5994	1599	2002-4	RP - HAMER - #5994	Completed	14B	05/05/03	\$45,000.00	\$45,000.00	10/16/2003
6004	1548	2002-4	CDORP - NUYTEN - HOUSING PRESERVATION	Completed	14A	05/16/03	\$4,400.00	\$4,400.00	05/21/2003
6006	1549	2002-4	CDORP - NUYTEN - HOUSING PRESERVATION	Completed	14A	05/16/03	\$6,000.00	\$6,000.00	05/21/2003
6017	1547	2002-4	CDORP - NUYTEN - HOUSING PRESERVATION	Completed	14A	05/16/03	\$5,900.00	\$5,900.00	05/21/2003
6018	1551	2002-4	CDORP - PETERSON - HOUSING PRESERVATION	Completed	14B	05/16/03	\$18,000.00	\$18,000.00	05/21/2003
6018	1552	2002-4	CDORP - PETERSON - HOUSING PRESERVATION	Completed	14B	05/16/03	\$18,000.00	\$18,000.00	05/21/2003
6010	1565	2002-4	CDORP - NUYTEN - HOUSING PRESERVATION	Completed	12	06/16/03	\$9,000.00	\$9,000.00	07/01/2003
6011	1598	2002-4	RP - CURLEY - #6011	Completed		10/09/03	\$9,000.00	\$9,000.00	10/16/2003
6030	1564	2002-4	CDORP - BRAZEN - HOUSING PRESERVATION	Completed	12	06/16/03	\$8,950.00	\$8,950.00	07/01/2003
6031	1564	2002-4	CDORP - LARDO LEES - #6031	Completed	14B	03/17/04	\$72,384.56	\$72,384.56	03/19/2004
6035	1553	2002-4	CDORP - HALZIT - HOUSING PRESERVATION	Completed	14B	05/16/03	\$24,500.00	\$24,500.00	05/21/2003
6043	1564	2002-4	CDORP - PALM - HOUSING PRESERVATION	Completed	12	06/16/03	\$5,500.00	\$5,500.00	07/01/2003
6048	1693	2003-38	RP RY NEUMAN E - #6048	Completed	14B	03/15/04	\$4,650.00	\$4,650.00	03/19/2004
6049	1692	2003-38	RP RY NEUMAN - #6049	Completed	14B	03/15/04	\$3,850.00	\$3,850.00	03/19/2004
6071	1607	2002-4	HMRHO - HMRHO	Completed		02/29/03	\$2,750.00	\$2,750.00	10/16/2003
6074	1573	2002-4	HMRHO - FRIENDS OF THE DEAF SVC CENTER	Completed		06/27/03	\$90,000.00	\$90,000.00	09/02/2004
6080	1600	2002-4	HMRHO - HMRHO	Completed		09/27/03	\$10,800.00	\$10,800.00	10/16/2003
6081	1601	2002-4	HMRHO - HMRHO	Completed		09/27/03	\$6,210.00	\$6,210.00	10/16/2003
6084	1579	2002-4	RP - TABERY - #6084	Completed			\$0.00	\$0.00	
6090	1579	2002-4	RP - TABERY - #6090	Completed		09/25/03	\$2,750.00	\$2,750.00	10/16/2003
6091	1611	2002-4	HMRHO - HMRHO	Completed		10/03/03	\$2,750.00	\$2,750.00	10/16/2003
6092	1612	2002-4	HMRHO - HMRHO	Completed		10/03/03	\$2,750.00	\$2,750.00	10/16/2003
6094	1613	2002-4	DOWN PAYMENT ASSISTANCE	Completed		10/10/03	\$7,800.00	\$7,800.00	10/16/2003
6096	1603	2002-4	HMRHO - HMRHO	Completed		09/29/03	\$7,800.00	\$7,800.00	10/16/2003
6097	1603	2002-4	HMRHO - HMRHO	Completed		09/27/03	\$7,570.00	\$7,570.00	10/16/2003
6098	1602	2002-4	HMRHO - HMRHO	Completed		09/27/03	\$7,800.00	\$7,800.00	10/16/2003
6098	1603	2002-4	HMRHO - HMRHO	Completed		09/29/03	\$7,800.00	\$7,800.00	10/16/2003
6107	1610	2002-4	HMRHO - HMRHO	Completed		09/29/03	\$6,575.00	\$6,575.00	10/16/2003
6108	1603	2002-4	HMRHO - HMRHO	Completed		09/29/03	\$7,800.00	\$7,800.00	10/16/2003
6113	1605	2002-4	HMRHO - HMRHO	Completed		09/29/03	\$7,800.00	\$7,800.00	10/16/2003
6169	1609	2003-44	ARENA & SELLIE BERBERI	Completed		03/15/04	\$7,800.00	\$7,800.00	03/19/2004
6174	1649	2003-44	VARELA/JANDIRA JORGUEZ	Completed		03/15/04	\$6,800.00	\$6,800.00	03/19/2004
6178	1651	2003-44	FELIX AND MIRIAM PEREZ	Completed		03/15/04	\$7,800.00	\$7,800.00	03/19/2004
6180	1650	2003-44	LISA SMITH	Completed		03/15/04	\$7,700.00	\$7,700.00	03/19/2004
6187	1644	2003-32	J COMEY	Completed		03/03/04	\$2,750.00	\$2,750.00	03/19/2004
6194	1739	2003-33	LARGO DAL - TRAN - #6194	Completed		06/09/04	\$10,800.00	\$10,800.00	06/15/2004
6196	1735	2003-33	LARGO DAL - JACUS - #6196	Completed		06/09/04	\$10,800.00	\$10,800.00	06/15/2004
6197	1734	2003-33	LARGO DAL - POWELL - #6197	Completed		06/09/04	\$10,800.00	\$10,800.00	06/15/2004
6198	1741	2003-33	LARGO DAL - MARTIN - #6198	Completed		07/12/04	\$7,800.00	\$7,800.00	07/20/2004
6199	1694	2003-33	RP FRANKS - #6199	Completed	14A	03/15/04	\$9,000.00	\$9,000.00	03/19/2004
6199	1694	2003-44	MARRINACOSTA YODON/PAVLOVA	Completed		06/05/04	\$6,625.00	\$6,625.00	03/19/2004
6173	1680	2003-32	TAMPON PRES VILLAGE, LLC/CANCILO	Completed		03/11/04	\$2,550.00	\$2,550.00	03/19/2004
6189	2003-38	RP QUATTILERA	Completed	14B		03/15/04	\$10,500.00	\$10,500.00	03/19/2004
6176	1677	2003-44	DOMINICK CIRELLI	Completed		03/15/04	\$7,700.00	\$7,700.00	03/19/2004
6177	1652	2003-44	ELSA M REYES	Completed		03/15/04	\$7,275.00	\$7,275.00	03/19/2004
6178	1647	2003-44	ANGELINE DELLER	Completed		03/15/04	\$7,350.00	\$7,350.00	03/19/2004
6179	1658	2003-44	ANGELINE DELLER	Completed		03/15/04	\$7,700.00	\$7,700.00	03/19/2004
6181	1651	2003-44	JAVIER PEREZ	Completed		03/15/04	\$6,800.00	\$6,800.00	03/19/2004
6182	1645	2003-44	DANN BARCLAY	Completed		03/03/04	\$6,600.00	\$6,600.00	03/19/2004
6183	1646	2003-44	CELESTE DAMONT	Completed		03/03/04	\$7,500.00	\$7,500.00	03/19/2004
6184	1652	2003-44	OSCAR CALIC	Completed		03/15/04	\$7,700.00	\$7,700.00	03/19/2004
6184	1654	2003-44	WILLIAM THOMAS	Completed		03/15/04	\$7,700.00	\$7,700.00	03/19/2004
6185	1656	2003-44	DANIEL T. HUNTER	Completed		03/11/04	\$7,700.00	\$7,700.00	03/19/2004
6188	1655	2003-44	PAUL RAYER	Completed		03/15/04	\$7,700.00	\$7,700.00	03/19/2004
6199	1649	2003-44	MARIANE NEVES	Completed		03/15/04	\$5,325.00	\$5,325.00	05/08/2004
6200	1699	2003-44	JANINE CORRIGAN - #6200	Completed		04/15/04	\$7,700.00	\$7,700.00	05/08/2004
6201	1714	2003-38	RP - SHONFELT - #6201	Completed		06/17/04	\$22,000.00	\$22,000.00	05/27/2004
6202	1738	2003-33	LARGO DAL - MARRINAM - #6202	Completed		06/09/04	\$7,800.00	\$7,800.00	06/15/2004
6203	1741	2003-33	LARGO DAL - ADAM - #6203	Completed		07/12/04	\$9,725.00	\$9,725.00	07/20/2004
6204	1723	2003-38	RP - POLIN - #6204	Completed	14A	04/04/04	\$3,200.00	\$3,200.00	06/15/2004
6206	1713	2003-46	HOME - PREHAB - #6206	Completed		04/29/04	\$27,418.25	\$27,418.25	05/05/2004
6207	1716	2003-46	HOME - PREHAB - #6207	Completed		05/17/04	\$34,394.50	\$34,394.50	05/27/2004
6208	1729	2003-43	LARGO DAL - WESGARD - #6208	Completed		06/09/04	\$8,800.00	\$8,800.00	06/15/2004
6210	1731	2003-43	LARGO DAL - PADILLA - #						

U.S. DATE: 12/29/2014
DEPARTMENT OF TIME: 12:32:06 PM
HOUSING AND PAGE: 8/17
URBAN
DEVELOPMENT
OFFICE OF
COMMUNITY
PLANNING AND
DEVELOPMENT
PR08 - Grantee
Summary Activity
Report

IDIS

Grantee Activity Number	DBS Activity ID	Pgm Yr	Activity Name	Act Stat	Matrix Code	Initial Funding Date	Funded Amount	Drawn Amount	Last Draw Date
6281			2004-24 DAL - SARMENTO - #6281	Completed		09/29/04	\$7,700.00	\$7,700.00	09/30/2004
6282	1775	2003-24 LRF - SCOTT - #6282	Completed			09/29/04	\$2,750.00	\$2,750.00	09/30/2004
6283	1822	2004-25 RPI - STAND - #6283	Completed	14B	01/25/05	\$18,000.00	\$18,000.00	\$18,000.00	01/28/2005
6284	1823	2004-25 RPI - PNC PROP INVEST - #6284	Completed	14A	01/25/05	\$6,250.00	\$6,250.00	\$6,250.00	01/28/2005
6286	1787	2003-44 DAL - LINDO - #6286	Completed			09/29/04	\$5,900.00	\$5,900.00	09/30/2004
6288	1788	2003-44 LARGO - CRUZ - #6288	Completed			09/29/04	\$26,386.15	\$26,386.15	09/30/2004
6289	1807	2004-24 DAL - NEVES - #6289	Completed			1/10/04	\$7,200.00	\$7,200.00	1/10/2004
6290	1808	2003-44 DAL - LOYND - #6290	Completed			1/10/04	\$7,700.00	\$7,700.00	1/10/2004
6291	1809	2004-24 DAL - RODRIGES - #6291	Completed			1/10/04	\$7,700.00	\$7,700.00	1/10/2004
6302	1804	2003-44 DAL - GAETZ - #6302	Completed			10/25/04	\$7,700.00	\$7,700.00	1/10/2004
6304	1805	2003-44 DAL - WRODOWY - #6304	Completed			1/10/04	\$7,700.00	\$7,700.00	1/10/2004
6306	1829	2004-25 RPI - QUATTLEBAUM - #6306	Completed	14B	02/04/05	\$16,500.00	\$16,500.00	\$16,500.00	02/11/2005
6307	1877	2004-25 RPI - GOMEZ - #6307	Completed	14B	06/07/05	\$8,800.00	\$8,800.00	\$8,800.00	06/25/2005
6308	1878	2004-25 RPI - GOMEZ - #6308	Completed	14B	06/07/05	\$11,200.00	\$11,200.00	\$11,200.00	06/25/2005
6311	1842	2004-26 DAL - TORRES - #6311	Completed			02/09/05	\$7,800.00	\$7,800.00	02/11/2005
6312	1877	2003-24 LAR DPA - HAAS - #6312	Completed			01/13/05	\$10,800.00	\$10,800.00	01/15/2005
6315	1827	2004-27 LRF - ATKINSON - #6315	Completed			01/27/05	\$3,800.00	\$3,800.00	01/28/2005
6328	1828	2004-27 LRF - CICH - #6328	Completed			01/27/05	\$3,800.00	\$3,800.00	01/28/2005
6329	1844	2004-26 DAL - MARTINEZ - #6329	Completed			02/09/05	\$10,800.00	\$10,800.00	02/22/2006
6331	1845	2004-26 DAL - BRIANNE - #6331	Completed			02/09/05	\$10,800.00	\$10,800.00	02/21/2005
6333	1841	2004-24 LRF - MCCORMICK - #6333	Completed			02/09/05	\$61,136.63	\$61,136.63	02/11/2005
6334	1840	2004-24 LRF - TIPPIT - #6334	Completed			02/09/05	\$42,660.06	\$42,660.06	02/11/2005
6336	1843	2004-26 DAL - WATSON - #6336	Completed			02/09/05	\$7,800.00	\$7,800.00	02/11/2005
6341	1848	2004-24 LRF - ERIKSON - #6341	Completed			03/01/05	\$62,723.61	\$62,723.61	04/09/2005
6342	1840	2004-26 DAL - WHITHORSE - #6342	Completed			03/01/05	\$10,135.00	\$10,135.00	04/09/2005
6343	1847	2003-24 LAR DPA - HOLCOMB - #6343	Completed			03/01/05	\$10,800.00	\$10,800.00	04/09/2005
6346	1852	2004-25 RPI - LANDIOTTI - #6346	Completed	14B	04/07/05	\$13,113.00	\$13,113.00	\$13,113.00	08/25/2006
6348	1861	2004-25 RPI - LORRUS - #6348	Completed	14B	04/08/05	\$16,000.00	\$16,000.00	\$16,000.00	05/24/2005
6350	1854	2004-26 CHS DAL - MODERRITT - #6350	Completed			04/07/05	\$10,800.00	\$10,800.00	05/18/2005
6353	1855	2004-24 LRF - MCPHERSON - #6353	Completed			04/08/05	\$46,330.95	\$46,330.95	05/18/2005
6355	1857	2004-26 DAL - SARMENTO - #6355	Completed			04/07/05	\$10,800.00	\$10,800.00	04/09/2005
6361	1874	2004-25 RPI - SAUER - #6361	Completed	14B	06/07/05	\$25,500.00	\$25,500.00	\$25,500.00	06/25/2005
6362	1859	2004-26 DAL - OSTACIOLO - #6362	Completed			04/07/05	\$10,800.00	\$10,800.00	04/09/2005
6362	1859	2004-26 DAL - ZAHROVIC - #6362	Completed			04/08/05	\$8,675.00	\$8,675.00	05/18/2005
6364	1854	2004-26 DAL - PEDERSEN - #6364	Completed			04/08/05	\$10,800.00	\$10,800.00	05/18/2005
6365	1858	2004-27 LRF - NOONAN - #6365	Completed			04/08/05	\$3,800.00	\$3,800.00	05/18/2005
6367	1863	2004-26 CHS DAL - MENTHERIT - #6367	Completed			04/13/05	\$10,000.00	\$10,000.00	05/18/2005
6368	1864	2004-24 LRF - THROCKAU - #6368	Completed			04/13/05	\$15,171.55	\$15,171.55	05/18/2005
6369	1867	2004-24 LRF - JACKSON - #6369	Completed			05/18/05	\$37,281.63	\$37,281.63	05/18/2005
6370	1886	2003-29 RHO - CHAP - #6370	Completed			05/27/05	\$266,000.00	\$266,000.00	06/22/2006
6376	1889	2004-24 LRF - MARVEL - #6376	Completed			05/18/05	\$55,905.23	\$55,905.23	05/18/2005
6378	1888	2004-24 LRF - NELSON - #6378	Completed			05/18/05	\$48,263.30	\$48,263.30	05/18/2005
6379	1884	2004-26 CHS DAL - BURY - #6379	Completed			05/18/05	\$10,800.00	\$10,800.00	05/22/2005
6380	1886	2004-26 DAL - ORE - #6380	Completed			05/18/05	\$10,800.00	\$10,800.00	05/18/2005
6381	1906	2005-26 RHO - GROVE PARK - #6381	Completed			05/22/06	\$686,448.42	\$686,448.42	12/18/2006
6382	1991	2005-25 BCLEY CENTER - SAFE HAVEN	Completed			09/12/06	\$325,000.00	\$325,000.00	11/28/2006
6383	1902	2004-21 RHO - PALMETTO PARK - #6383	Completed			05/28/05	\$900,000.00	\$900,000.00	10/01/2005
6384	1872	2004-26 DAL - FRANGIPANE - #6384	Completed			06/07/05	\$10,575.00	\$10,575.00	06/25/2005
6386	1885	2004-26 RPI - CRAVEN - #6386	Completed	14A	01/18/05	\$3,500.00	\$3,500.00	\$3,500.00	07/19/2005
6388	1880	2004-27 LRF - D'AMBROSIO - #6388	Completed			02/21/05	\$3,800.00	\$3,800.00	06/25/2005
6390	1873	2004-26 DAL - JOYNER - #6390	Completed			05/18/05	\$10,000.00	\$10,000.00	06/25/2005
6392	1902	2004-26 TRICC DAL - CHIVENS - #6392	Completed			06/05/06	\$9,440.00	\$9,440.00	06/27/2006
6393	1881	2004-26 DAL - HRIVACEVIC - #6393	Completed			07/15/05	\$13,000.00	\$13,000.00	07/19/2005
6398	2004-27 LRF - TURNER - #6398	Completed			01/18/05	\$3,400.00	\$3,400.00	07/19/2005	
6401	1906	2004-25 RPI - HEABERLIN - #6401	Completed	14B	09/28/05	\$24,000.00	\$24,000.00	\$24,000.00	09/30/2005
6402	1905	2004-26 RPI - HEABERLIN - #6402	Completed	14B	09/28/05	\$24,000.00	\$24,000.00	\$24,000.00	09/30/2005
6403	1886	2004-26 CHS DAL - CASERNA - #6403	Completed			09/01/05	\$10,800.00	\$10,800.00	09/28/2005
6411	1887	2004-26 CHS DAL - BROWN - #6411	Completed			09/01/05	\$10,800.00	\$10,800.00	09/28/2005
6412	1887	2004-24 LRF - NELLE - #6412	Completed			09/10/05	\$102,265.59	\$102,265.59	09/28/2005
6413	1889	2004-27 LARGO DAL - SMITH - #6413	Completed			09/17/05	\$10,800.00	\$10,800.00	09/30/2005
6414	1900	2004-24 LRF - MAYGROSS - #6414	Completed			09/17/05	\$25,425.58	\$25,425.58	09/28/2005
6416	1890	2004-26 DAL - VILLER - #6416	Completed			09/16/05	\$10,000.00	\$10,000.00	09/28/2005
6417	1898	2004-26 TRICC DAL - BUSH - #6417	Completed			09/16/05	\$10,800.00	\$10,800.00	09/28/2005
6418	2004-27 LRF - JACY - #6418	Completed			09/17/05	\$3,800.00	\$3,800.00	09/28/2005	
6421	1894	2004-26 DAL PS - MOLA - #6421	Completed			09/16/05	\$10,000.00	\$10,000.00	10/01/2005
6423	1905	2004-26 CHS DAL - HYTES - #6423	Completed			09/16/05	\$10,800.00	\$10,800.00	09/27/2006
6427	1947	2004-26 DAL PS - PEDERSEN - #6427	Completed			06/05/06	\$10,000.00	\$10,000.00	06/27/2006
6428	1895	2004-24 DAL PS - BROWN - #6428	Completed			09/16/05	\$10,000.00	\$10,000.00	10/01/2005
6429	1956	2004-24 LRF - HICKS - #6429	Completed			09/13/06	\$11,762.37	\$11,762.37	06/22/2006
6430	1903	2004-26 DAL PS - KREPEVICH - #6430	Completed			09/28/05	\$10,000.00	\$10,000.00	10/01/2005
6431	1912	2004-26 DAL PS - RODRIGES - #6431	Completed			09/28/05	\$10,000.00	\$10,000.00	10/01/2005
6432	1907	2004-26 DAL PS - JOHNSON - #6432	Completed			09/29/05	\$10,000.00	\$10,000.00	10/01/2005
6433	1923	2005-24 RPI - VALE - #6433	Completed	14A	01/12/06	\$2,000.00	\$3,000.00	\$3,000.00	01/21/2006
6434	1910	2004-26 DAL PS - REE - #6434	Completed			09/29/05	\$10,000.00	\$10,000.00	10/01/2005
6435	1946	2004-26 DAL PS - JENNINS - #6435	Completed			06/05/06	\$10,000.00	\$10,000.00	06/27/2006
6436	1912	2004-26 DAL PS - SAGENCIA - #6436	Completed			09/29/05	\$10,000.00	\$10,000.00	10/01/2005
6437	1911	2004-26 DAL PS - SUTUFF - #6437	Completed			09/29/05	\$10,000.00	\$10,000.00	10/01/2005
6439	1908	2004-26 DAL PS - THOMAS - #6439	Completed			09/29/05	\$10,000.00	\$10,000.00	10/01/2005
6440	1914	2004-26 DAL PS - ALLEN - #6440	Completed			09/29/05	\$10,000.00	\$10,000.00	10/01/2005
6442	1945	2004-26 DAL PS - GALEY - #6442	Completed			06/05/06	\$10,000.00	\$10,000.00	06/27/2006
6443	1911	2004-26 DAL PS - STAMPT - #6443	Completed			09/29/05	\$10,000.00	\$10,000.00	10/01/2005
6444	1953	2004-26 TRICC DAL - FOLBERTH - #6444	Completed			06/05/06	\$10,300.00	\$10,300.00	06/27/2006
6446	1943	2004-26 DAL PS - JALLAND - #6446	Completed			06/05/06	\$10,000.00	\$10,000.00	06/27/2006
6448	1948	2004-26 DAL PS - ECH - #6448	Completed			06/05/06	\$10,000.00	\$10,000.00	06/27/2006
6449	1948	2004-26 CHS DAL - TAYLOR - #6449	Completed			06/05/06	\$10,800.00	\$10,800.00	06/22/2006
6450	1944	2004-26 TRICC DAL - PARKER - #6450	Completed			06/05/06	\$10,800.00	\$10,800.00	06/27/2006
6453	1924	2005-24 RPI - FRIEDL - #6453	Completed	14B	01/13/06	\$8,800.00	\$8,800.00	\$8,800.00	01/25/2006
6458	1925	2005-24 CHS DAL - JOYE - #6458	Completed			09/13/06	\$10,800.00	\$10,800.00	09/22/2006
6461	1957	2005-24 LIL - RODRIGUEZ - #6461	Completed			09/13/06	\$18,612.49	\$18,612.49	09/26/2006
6462	1952	2005-24 DAL - SMITH - #6462	Completed			09/13/06	\$10,000.00	\$10,000.00	09/22/2006
6465	1929	2005-23 RPI - PADOTTI - #6465	Completed	14B	01/13/06	\$13,000.00	\$13,000.00	\$13,000.00	01/25/2006
6466	1929	2004-24 LRF - COFFIN - #6466	Completed			06/13/06	\$55,541.20	\$55,541.20	06/22/2006
6474	2005-24 SPARC ACQUISITION - CORG	Completed	01		01/23/06	\$14,265.00	\$14,265.00	\$14,265.00	01/25/2006
6489	1961	2004-26 LRF - TAYLOR - #6489	Completed			09/13/06	\$18,925.15	\$18,925.15	09/22/2006
6494	1964	2004-24 LRF - ACERIA - #6494	Completed			09/16/06	\$22,091.78	\$22,091.78	09/22/2006
6479	1963	2004-24 LRF - GAUTHIER - #6479	Completed			09/16/06	\$24,631.13	\$24,631.13	09/22/2006
6484	1962	2005-26 RPI - MCCARTHY - #6484	Completed			09/16/06	\$3,800.00	\$3,800.00	09/22/2006
6488	1942	2005-23 RPI - FEDERAL HOMES - #6488	Completed	14B	05/30/06	\$24,000.00	\$24,000.00	\$24,000.00	06/01/2006
6489	1965	2005-24 DAL PS - MARTS - #6489	Completed			09/16/06	\$10,000.00	\$10,000.00	09/22/2006
6491	1941	2005-23 RPI - FEDERAL HOMES - #6491	Completed	14B	05/30/06	\$24,000.00	\$24,000.00	\$24,000.00	06/01/2006
6495	1964	2004-27 LDFAL - CARISTOTLE - #6495	Completed			06/29/06	\$10,000.00	\$10,000.00	09/23/2006
6496	1963	2004-27 LDFAL - MOORE - #6496	Completed			06/29/06	\$25,800.00	\$25,800.00	09/23/2006
6499	1987	2004-24 LRF - MOELLER - #6499	Completed			06/29/06	\$48,236.63	\$48,236.63	09/23/2006
6500	1988	200							

U.S. DATE: 12/29/2014
DEPARTMENT OF TIME: 12:32:06 PM
HOUSING AND PAGE: 9/17
URBAN
DEVELOPMENT
OFFICE OF
COMMUNITY
PLANNING AND
DEVELOPMENT
PR08 - Grantee
Summary Activity
Report

IDIS

Grantee Activity Number	IDIS Activity ID	Fm Yr	Activity Name	Act Stat	Matrix Code	Initial Funding Date	Funded Amount	Drawn Amount	Last Draw Date
8959-H	2009	2007-03	RHD - VERONA AVENUE ELEVEN - #8959-H	Completed		09/25/08	\$500,000.00	\$500,000.00	09/27/2008
8978	2101	2007-19	LARGO SPR - URBANEC - #8978	Completed		09/25/08	\$69,278.50	\$69,278.50	09/27/2008
8979	2000	2007-02	LARGO DAL - YALUCH - #8979	Completed		08/21/08	\$25,800.00	\$25,800.00	08/27/2008
8987	2001	2007-01	DAL - FAIRBANKS - #8987	Completed		08/21/08	\$10,887.50	\$10,887.50	11/19/2008
8988	2109	2007-19	LFRF - BOTT - #8988	Completed		11/10/08	\$27,199.85	\$27,199.85	11/19/2008
8989	2003	2007-01	DAL - ROBERT - #8989	Completed		08/21/08	\$11,311.00	\$11,311.00	11/19/2008
8990	2004	2007-01	DAL - SALAZAR - #8990	Completed		08/21/08	\$21,302.50	\$21,302.50	11/19/2008
8991	2002	2007-01	DAL - MOORE - #8991	Completed		08/21/08	\$11,302.50	\$11,302.50	11/19/2008
8993	2005	2007-01	DAL - FURTADO - #8993	Completed		08/21/08	\$11,250.00	\$11,250.00	11/19/2008
8995	2008	2007-01	DAL - WILKINS - #8995	Completed		08/21/08	\$8,287.50	\$8,287.50	11/19/2008
7105	2105	2006-12	RHD - LPARC CULLEN SPR - #7105	Completed		09/25/08	\$75,598.50	\$75,598.50	08/04/2009
7007	2103	2007-01	DAL - BROYLES - #7007	Completed		08/25/08	\$11,387.50	\$11,387.50	11/19/2008
7008	2102	2007-01	DAL - CHURCH - #7008	Completed		08/25/08	\$11,237.50	\$11,237.50	11/19/2008
7009	2104	2007-01	DAL - CHRISTENSEN - #7009	Completed		08/25/08	\$18,422.50	\$18,422.50	11/19/2008
7012	2131	2008-04	LARGO SPR - DOAK - #7012	Completed		05/27/09	\$18,572.51	\$18,572.51	06/04/2009
7014	2107	2007-01	DAL - HANNA - #7014	Completed		09/30/08	\$10,887.50	\$10,887.50	11/19/2008
7019	2108	2007-01	DAL - DEFRENN - #7019	Completed		09/30/08	\$7,502.50	\$7,502.50	11/19/2008
7020	2110	2007-01	DAL - CORRIER - #7020	Completed		11/10/08	\$11,202.50	\$11,202.50	11/19/2008
7030	2132	2008-03	DAL - MOGNETT - #7030	Completed		05/27/09	\$21,177.46	\$21,174.46	12/23/2009
7035	2135	2008-03	DAL - PACE - #7035	Completed		05/27/09	\$11,335.00	\$11,335.00	06/04/2009
7038	2133	2008-03	DAL - JENSEN - #7038	Completed		05/27/09	\$9,835.00	\$9,835.00	06/04/2009
7037	2134	2008-03	DAL - BURCH - #7037	Completed		05/27/09	\$11,100.00	\$11,100.00	06/04/2009
7039	2138	2008-03	DAL - ROBERT - #7039	Completed		05/28/09	\$11,335.00	\$11,335.00	06/04/2009
7039	2139	2008-03	DAL - COSE - #7039	Completed		05/28/09	\$11,335.00	\$11,335.00	06/04/2009
7042	2138	2008-03	DAL - FORBES - #7042	Completed		05/28/09	\$11,335.00	\$11,335.00	06/04/2009
7044	2140	2008-03	DAL - HURLBORN - #7044	Completed		05/28/09	\$11,335.00	\$11,335.00	06/04/2009
7045	2142	2008-03	DAL - NEWHAM - #7045	Completed		05/28/09	\$11,335.00	\$11,335.00	06/04/2009
7046	2141	2008-03	DAL - FORBENTON - #7046	Completed		05/28/09	\$11,420.00	\$11,420.00	06/04/2009
7047	2143	2008-03	DAL - WINSLOW - #7047	Completed		05/28/09	\$11,335.00	\$11,335.00	06/04/2009
7049	2137	2008-03	DAL - FARLEY - #7049	Completed		05/28/09	\$11,335.00	\$11,335.00	07/09/2009
7050	2144	2008-03	DAL - BARNES - #7050	Completed		05/28/09	\$11,335.00	\$11,335.00	06/04/2009
7055	2145	2008-03	DAL - KUKULYA - #7055	Completed		05/28/09	\$11,335.00	\$11,335.00	06/04/2009
7060	2146	2008-03	DAL - DYER - #7060	Completed		05/28/09	\$21,250.00	\$21,250.00	06/04/2009
7064	2147	2007-02	LARGO DAL - DAUGHERTY - #7064	Completed		05/28/09	\$25,800.00	\$25,800.00	06/04/2009
7071	2149	2008-03	DAL - THOMPSON - #7071	Completed		05/28/09	\$10,370.00	\$10,370.00	07/09/2009
7073	2148	2008-03	DAL - ROBINSON - #7073	Completed		05/28/09	\$21,351.23	\$21,351.23	10/13/2010
7075	2151	2008-03	DAL - WOODWARD - #7075	Completed		05/28/09	\$11,435.00	\$11,435.00	06/04/2009
7082	2152	2008-03	DAL - HANCOCK - #7082	Completed		05/28/09	\$11,250.00	\$11,250.00	07/09/2009
7085	2152	2007-19	LARGO DAL - VOGEL - #7085	Completed		05/28/09	\$37,591.30	\$37,591.30	06/04/2009
7087	2153	2008-03	DAL - MCKELAR - #7087	Completed		05/28/09	\$11,335.00	\$11,335.00	06/04/2009
7088	2155	2007-02	LDAL - FIGUEROA - #7088	Completed		07/02/09	\$25,075.00	\$25,075.00	07/09/2009
7089	2168	2007-19	LARGO DAL - RICHIELLO - #7089	Completed		07/02/09	\$25,000.00	\$25,000.00	07/09/2009
7103	2169	2008-03	DAL - KENNETT - #7103	Completed		07/02/09	\$9,500.00	\$9,500.00	12/23/09
7104	2169	2008-03	DAL - BRETHAUER - #7104	Completed		07/02/09	\$9,575.00	\$9,575.00	06/28/2009
7106	2168	2008-03	DAL - HURLICH - #7106	Completed		07/02/09	\$11,335.00	\$11,335.00	10/01/2009
7108	2168	2008-03	DAL - AVILA - #7108	Completed		07/02/09	\$11,250.00	\$11,250.00	06/28/2009
7112	2161	2008-03	DAL - LONDOND - #7112	Completed		08/03/09	\$11,335.00	\$11,335.00	10/01/2009
7114	2175	2008-19	Largo DAL - Williams - #7114	Completed		09/29/09	\$25,250.00	\$25,250.00	10/01/2009
7115	2174	2008-19	Largo DAL - Gonzalez - #7115	Completed		09/29/09	\$26,000.00	\$26,000.00	10/01/2009
7116	2174	2008-19	Largo DAL - MCCABE - #7116	Completed		09/29/09	\$19,864.18	\$19,864.18	08/28/2009
7117	2177	2008-19	Largo DAL - White - #7117	Completed		09/29/09	\$26,000.00	\$26,000.00	10/01/2009
7120	2178	2008-19	Largo DAL - Kauter - #7120	Completed		09/29/09	\$16,613.10	\$16,613.10	10/01/2009
7124	2205	2008-24	Largo SPR - Rach - #7124	Completed		12/17/09	\$64,675.99	\$64,675.99	12/23/2009
7125	2206	2008-24	Largo SPR - Rose - #7125	Completed		12/17/09	\$14,261.35	\$14,261.35	12/23/2009
7134	2167	2008-03	DAL - VALENTIN RODRIGUEZ - #7134	Completed		08/27/09	\$11,435.00	\$11,435.00	10/01/2009
7136	2168	2008-03	DAL - SOUTHAM - #7136	Completed		08/27/09	\$11,505.00	\$11,505.00	10/01/2009
7138	2168	2008-03	DAL - ACERDO - #7138	Completed		08/27/09	\$11,335.00	\$11,335.00	10/01/2009
7137	2171	2008-03	DAL - KEMBALL - #7137	Completed		08/27/09	\$11,335.00	\$11,335.00	12/23/2009
7178	2178	2008-03	DAL - NEUNEN - #7178	Completed		08/27/09	\$11,335.00	\$11,335.00	08/28/2009
7139	2169	2008-03	DAL - CAETANO - #7139	Completed		08/27/09	\$11,335.00	\$11,335.00	10/01/2009
7150	2202	2008-03	PARC - Curry Villa Rehab - #7150	Completed	038	12/11/09	\$66,948.84	\$66,948.84	02/13/2010
7167	2187	2008-03	DAL - Coy - #7167	Completed		09/29/09	\$9,464.41	\$9,464.41	03/04/2010
7168	2188	2008-03	DAL - Joseph - #7168	Completed		09/29/09	\$11,335.00	\$11,335.00	10/01/2009
7169	2188	2008-03	DAL - Nolas - #7169	Completed		09/29/09	\$11,335.00	\$11,335.00	10/01/2009
7161	2190	2008-03	DAL - Sims - #7161	Completed		09/29/09	\$10,770.82	\$10,770.82	02/13/2010
7170	2190	2008-03	DAL - Pallas - #7170	Completed		09/29/09	\$11,466.86	\$11,466.86	06/22/2010
7186	2192	2008-03	DAL - Harness - #7186	Completed		09/29/09	\$11,256.03	\$11,256.03	06/22/2010
7167	2188	2008-03	DAL - Aguirre-Gutierrez - #7167	Completed		09/29/09	\$27,420.00	\$27,420.00	10/01/2009
7168	2188	2008-03	DAL - Sooda - #7168	Completed		09/29/09	\$11,235.00	\$11,235.00	10/01/2009
7174	2180	2008-03	DAL - Nolas - #7174	Completed		09/29/09	\$11,335.00	\$11,335.00	12/23/2009
7175	2179	2008-03	DAL - Cox - #7175	Completed		09/29/09	\$11,356.03	\$11,356.03	06/22/2010
7177	2184	2008-03	DAL - Cornelius - #7177	Completed		09/29/09	\$11,240.04	\$11,240.04	08/28/2010
7185	2172	2008-03	RHD - LPARC Waco - #7185	Completed		09/29/09	\$11,102.04	\$11,102.04	05/22/2014
7186	2184	2008-03	DAL - Freese - #7186	Completed		09/29/09	\$11,245.86	\$11,245.86	02/13/2010
7187	2183	2008-03	DAL - Garcia - #7187	Completed		09/29/09	\$11,277.03	\$11,277.03	03/04/2010
7188	2223	2008-03	DAL-Reyes-7188	Completed		02/02/10	\$11,581.22	\$11,581.22	02/13/2010
7187	2185	2008-03	DAL - Cretello - #7187	Completed		09/29/09	\$11,340.41	\$11,340.41	03/04/2010
7178	2178	2008-03	DAL - Nolas - #7178	Completed		09/29/09	\$11,441.03	\$11,441.03	06/22/2010
7200	2200	2008-03	DAL - Rausch - #7200	Completed		11/17/09	\$21,165.00	\$21,165.00	12/23/2009
7202	2199	2008-03	DAL - Dacon - #7202	Completed		12/17/09	\$18,835.00	\$18,835.00	12/23/2009
7206	2227	2008-03	DAL-Bernauer-7206	Completed		02/02/10	\$11,728.00	\$11,728.00	02/13/2010
7207	2229	2008-03	DAL-Ogden-7207	Completed		02/02/10	\$7,778.27	\$7,778.27	02/13/2010
7208	2229	2008-03	DAL-JACobsen-7208	Completed		02/02/10	\$11,568.63	\$11,568.63	02/13/2010
7209	2244	2008-03	DAL-Ganey-7209	Completed		02/12/10	\$11,372.85	\$11,372.85	08/28/2010
7212	2230	2008-03	DAL-White-7212	Completed		02/02/10	\$9,867.46	\$9,867.46	03/04/2010
7213	2222	2008-03	DAL-Gutierrez-7213	Completed		02/02/10	\$11,281.37	\$11,281.37	06/22/2010
7214	2225	2008-03	DAL-Chappell-7214	Completed		02/02/10	\$21,462.45	\$21,462.45	02/13/2010
7215	2226	2008-03	DAL-Lopez-7215	Completed		02/02/10	\$11,299.42	\$11,299.42	06/22/2010
7216	2223	2008-03	DAL - MacNeil - #7216	Completed		02/02/10	\$11,568.63	\$11,568.63	02/13/2010
7218	2232	2008-03	DAL-Bralton-7218	Completed		02/02/10	\$21,351.22	\$21,351.22	03/04/2010
7224	2234	2008-03	DAL-Brown-7224	Completed		02/02/10	\$18,866.86	\$18,866.86	06/22/2010
7233	2237	2008-03	DAL-Punam-7233	Completed		02/02/10	\$11,362.04	\$11,362.04	02/13/2010
7234	2238	2008-03	DAL-Coffey-7234	Completed		02/02/10	\$11,351.22	\$11,351.22	02/13/2010
7235	2236	2008-03	DAL-Siddons-7235	Completed		02/02/10	\$11,277.04	\$11,277.04	02/13/2010
7236	2236	2008-03	DAL-Taddeo-7236	Completed		02/02/10	\$10,867.66	\$10,867.66	06/22/2010
7246	2241	2008-03	DAL-Savitski-7246	Completed		02/02/10	\$10,511.22	\$10,511.22	03/04/2010
7247	2246	2008-03	DAL-Cheney-7247	Completed		02/12/10	\$11,256.83	\$11,256.83	03/04/2010
7248	2242	2008-03	DAL-Galka-7248	Completed		02/02/10	\$11,362.04	\$11,362.04	03/04/2010
7249	2243	2008-03	DAL-Hernandez-7249	Completed		02/02/10	\$9,461.83	\$9,461.83	03/04/2010
7249	2240	2008-03	DAL-Williams-7249	Completed		02/02/10	\$11,335.00	\$11,335.00	02/13/2010
7251	2251	2008-03	DAL-Waller-7251	Completed		02/12/10	\$11,430.82	\$11,430.82	06/22/2010
7252	2232	2008-03	DAL-Salamea-7252	Completed		02/02/10	\$11,531.31	\$11,531.31	03/04/2010
7264	2245	2008-03	DAL - Bourdon - #7264	Completed		02/12/10	\$11,307.42	\$11,307.42	06/22/2010
7265	2231	2008-03	DAL-Paul-7265	Completed		02/02/10	\$11,281.37	\$11,281.37	03/04/2010
7267	2251	2008-03	DAL-Hen-Culter-7267	Completed		02/12/10	\$11,277.06	\$11,277.06	06/2

U.S. DATE: 12/29/2014
DEPARTMENT OF TIME: 12:32:06 PM
HOUSING AND PAGE: 10/17
URBAN
DEVELOPMENT
OFFICE OF
COMMUNITY
PLANNING AND
DEVELOPMENT
PR08 - Grantee
Summary Activity
Report

IDIS

Grantee Activity Number	DBS Activity ID	Fm Yr	Activity Name	Act Stat	Matrix Code	Initial Funding Date	Funded Amount	Drawn Amount	Last Draw Date
7359-H	2333	2009-22	RH-Dak Ridge-#7359-H	Completed		09/22/11	\$202,958.99	\$202,958.99	08/09/2012
7360	2297	2009-20 DAL - Swartz - #7360	Completed			09/28/10	\$6,467.85	\$6,467.85	09/29/2010
7363	2295	2009-20 DAL - Murphy - #7363	Completed			09/24/10	\$6,467.85	\$6,467.85	09/29/2010
7364	2294	2009-20 DAL - Risher - #7364	Completed			09/24/10	\$6,372.85	\$6,372.85	09/29/2010
7368	2298	2009-20 DAL - Logal - #7368	Completed			09/24/10	\$6,378.26	\$6,378.26	12/23/2010
7369	2300	2009-20 DAL - Causey - #7369	Completed			09/24/10	\$6,372.85	\$6,372.85	12/23/2010
7400	2301	2009-20 DAL - Hanna - #7400	Completed			09/24/10	\$10,878.26	\$10,878.26	12/23/2010
7401	2299	2009-20 DAL - Gonzalez - #7401	Completed			09/24/10	\$6,378.26	\$6,378.26	12/23/2010
7565	2303	2010-21 DAL-Schwartz-#7565	Completed			09/22/11	\$6,078.38	\$6,078.38	09/24/2011
7640	2331	2010-18 LSPFR Conduzz-#7640	Completed			09/22/11	\$80,306.36	\$80,306.36	09/24/2011
7651	2327	2010-21 DAL-Mingus-#7651	Completed			09/22/11	\$5,562.10	\$5,562.10	09/24/2011
7672	2332	2010-18 LSPFR Spickard-#7672	Completed			09/22/11	\$32,100.04	\$32,100.04	09/24/2011
7707	2329	2010-21 DAL-Lopez-Perez-#7707	Completed			09/22/11	\$6,022.10	\$6,022.10	09/24/2011
7708	2328	2010-21 DAL - White - #7708	Completed			09/22/11	\$6,027.14	\$6,027.14	09/24/2011
7709	2330	2010-21 DAL-Perez-Molina-#7709	Completed			09/22/11	\$5,968.59	\$5,968.59	09/24/2011
7917	2337	2010-20 LDAL - Houghton - #7917	Completed			12/15/11	\$6,000.00	\$6,000.00	12/16/2011
7996	2389	2010-21 DAL - Soriano - 7996	Completed			06/14/12	\$5,965.00	\$5,965.00	06/22/2012
7997	2385	2010-21 DAL - MacGregor - 7997	Completed			06/14/12	\$6,085.00	\$6,085.00	06/22/2012
8009	109	1994-2	WYATT ST. PHASE II AND IB DESIGN	Completed	03K	04/01/91	\$16,113.00	\$16,113.00	09/01/1998
911A	110	1994-2	Unknown	Completed	14B		\$0.00	\$0.00	
918	111	1994-2	Unknown	Completed	11		\$0.00	\$0.00	
9228	112	1994-2	Unknown	Completed	08		\$0.00	\$0.00	
923	113	1994-2	Unknown	Completed	4B		\$0.00	\$0.00	
9302A	114	1994-2	Unknown	Completed	14A		\$0.00	\$0.00	
9303	115	1994-2	Unknown	Completed	08		\$0.00	\$0.00	
9304	116	1994-2	Unknown	Completed	08		\$0.00	\$0.00	
9308B	117	1994-2	Unknown	Completed	14B		\$0.00	\$0.00	
9305C	118	1994-2	Unknown	Completed	14B		\$0.00	\$0.00	
9306D	119	1994-2	COVENANT FOUNDATION SUPPORTIVE HOUSING	Completed	14B		\$0.00	\$0.00	
9306E	120	1994-2	BRIDGEWORK COUNSELING CTR SUPPORTIVE HSG	Completed	14B		\$0.00	\$0.00	
9310	121	1994-2	ACQUISITION OF HOUSING LOTS - CHAF	Completed	01		\$0.00	\$0.00	
9312	122	1994-2	Unknown	Completed	14A		\$0.00	\$0.00	
9316	123	1994-2	Unknown	Completed	03J		\$0.00	\$0.00	
9317	124	1994-2	SHORE BOULEVARD INFRASTRUCTURE	Completed	03		\$0.00	\$0.00	
9318	125	1994-2	Unknown	Completed	14A		\$0.00	\$0.00	
9318A	126	1994-2	Unknown	Completed	14A		\$0.00	\$0.00	
9318B	127	1994-2	Unknown	Completed	14A		\$0.00	\$0.00	
9320	128	1994-2	Unknown	Completed	03E		\$0.00	\$0.00	
9324	129	1994-2	Unknown	Completed	03E		\$0.00	\$0.00	
9327	130	1994-2	PAIR PARKING LOT	Completed	03C		\$0.00	\$0.00	
9333	131	1994-2	DANVILLE CONSULTING & PRELIM DESIGN	Completed	03	10/01/93	\$275,443.78	\$275,443.78	10/01/2010
9336	132	1994-2	Unknown	Completed	14B		\$0.00	\$0.00	
9319	133	1994-2	Unknown	Completed	14E		\$0.00	\$0.00	
9401	134	1994-2	SINGLE UNIT REHABILITATION	Cancelled	14A		\$0.00	\$0.00	
9403A	135	1994-2	Unknown	Completed	14A		\$0.00	\$0.00	
9403D	136	1994-2	Unknown	Completed	01		\$0.00	\$0.00	
9407	137	1994-2	COMMERCIAL FACADE PROGRAM	Completed	14E		\$0.00	\$0.00	
9407	139	1994-2	TB/CDC HOMEOWNERSHIP OPPORTUNITY	Completed	14A		\$0.00	\$0.00	
9408	140	1994-2	Unknown	Completed	05A		\$0.00	\$0.00	
9409	141	1994-2	Unknown	Completed	05		\$0.00	\$0.00	
9410	142	1994-2	Unknown	Completed	05		\$0.00	\$0.00	
9413 CD06GPP	143	1994-2	PARKING AND RESTROOMS	Completed	03		\$0.00	\$0.00	
9414 CD04WY	144	1994-2	WYATT ST. PHASE IB RECONSTRUCTION	Completed	03K	10/01/92	\$779,529.87	\$779,529.87	03/17/1999
9415A	145	1994-2	DANVILLE POINT ACQUISITION	Completed	01		\$0.00	\$0.00	
9415B	146	1994-2	DANVILLE INFRASTRUCTURE DESIGN	Completed	03	11/01/94	\$145,734.23	\$145,734.23	10/16/2003
9416	147	1994-2	Unknown	Completed	10		\$0.00	\$0.00	
9417	148	1994-2	Unknown	Completed	10		\$0.00	\$0.00	
9418	149	1994-2	ASAP WOMAN AND CHILD EMERGENCY SHELTER	Completed	03C		\$0.00	\$0.00	
9419	150	1994-2	Unknown	Completed	03		\$0.00	\$0.00	
9420	151	1994-2	Unknown	Completed	03M		\$0.00	\$0.00	
9421	152	1994-2	Unknown	Completed	03		\$0.00	\$0.00	
9422	153	1994-2	PINELLAS VILLAGE RANGE HOOD IN DAYCARE	Completed	03M		\$0.00	\$0.00	
9423	154	1994-2	YMCA FAMILY VILLAGE	Cancelled	03C		\$0.00	\$0.00	
9424	155	1994-2	Unknown	Completed	03A		\$0.00	\$0.00	
9425	156	1994-2	HEP - DORM PROJECT	Completed	03C		\$0.00	\$0.00	
9426	157	1994-2	Unknown	Completed	03		\$0.00	\$0.00	
9427	158	1994-2	Unknown	Completed	04		\$0.00	\$0.00	
9428	159	1994-2	ADMINISTRATION	Completed	21A		\$0.00	\$0.00	
9429	160	1994-2	CONTRIBUTES	Cancelled	22		\$0.00	\$0.00	
9432 CD05YMCA	161	1994-2	HIGH POINT YMCA	Completed	03E	11/01/94	\$425,216.39	\$425,216.39	02/18/1998
9433	162	1994-2	Unknown	Completed	14B		\$0.00	\$0.00	
943C	163	1994-2	RPI PROGRAM - R.A. WILHELM	Completed	14B		\$0.00	\$0.00	
943D	164	1994-2	RPI PROGRAM - ROSSBERG	Completed	14B		\$0.00	\$0.00	
944A	165	1994-2	SUP-HSG PROGRAM - LUTHERAN RESIDENCES	Completed	14B		\$0.00	\$0.00	
944B	166	1994-2	Unknown	Completed	14B		\$0.00	\$0.00	
944C	167	1994-2	SUPPORTIVE HSG - ALMONY-SARITELLI	Completed	14B		\$0.00	\$0.00	
944D	168	1994-2	SUPPORTIVE HOUSING - GEORGE #2734	Completed	14B		\$0.00	\$0.00	
9501	170	1995-1	JWB - COMPREHENSIVE FAMILY SERVICES	Completed	05		\$0.00	\$0.00	
9502	171	1995-2	CENTRAL HOUSING ASSISTANCE PROGRAM	Completed	05		\$0.00	\$0.00	
9503	172	1995-1	CHORE SERVICES	Completed	05A		\$0.00	\$0.00	
9504	173	1995-1	CONTRIBUTORY	Completed	22		\$0.00	\$0.00	
9505	174	1995-1	NEIGHBORHOOD IMPROVEMENT - YMCA	Cancelled	01		\$0.00	\$0.00	
9506 CD06ACP	175	1995-1	HOP'S HOME PROJECT	Completed	03S		\$0.00	\$0.00	
9508	176	1995-1	RCS EMERGENCY HOUSING	Completed	03C		\$0.00	\$0.00	
9508 CD06RCS2	177	1995-1	RCS SHELTER ADULT SHELTER ADDITION	Completed	03C	10/01/95	\$0.00	\$0.00	
9510 CD06STEP	178	1995-1	STEP-AHEAD/UNCLINICAL HOSPITAL ACQUISITION	Completed	03		\$0.00	\$0.00	
9512	221	1995-1	ACQUISITION FOR RIGHT OF WAY - DANVILLE	Completed	01	10/01/95	\$144,463.77	\$144,463.77	10/22/1997
9513	179	1995-1	TURNING POINT ACQUISITION AND REHAB	Completed	03C		\$0.00	\$0.00	
9520	228	1995-20	SINGLE FAMILY RESIDENTIAL REHABILITATION	Completed	14A		\$0.00	\$0.00	
9521	181	1995-1	SINGLE FAMILY REHABILITATION	Completed	14A		\$0.00	\$0.00	
9522A	229	1995-22	RPI - HERBERT #2489	Completed	14B		\$0.00	\$0.00	
9522B	230	1995-22	RPI - FORD #2488	Completed	14B		\$0.00	\$0.00	
9522C	231	1995-22	RPI - HALBERT #2547	Completed	14B		\$0.00	\$0.00	
9522D	232	1995-22	RPI - DUFEN #2546	Completed	14B		\$0.00	\$0.00	
9522E	233	1995-22	RPI - JOHNSON #2707	Completed	14B		\$0.00	\$0.00	
9522F	234	1995-22	RPI - BLEVINS #2741	Completed	14B		\$0.00	\$0.00	
9522G	235	1995-22	RPI - HALBERT #2734	Completed	14B		\$0.00	\$0.00	
9522H	236	1995-22	RPI - HERBERT #2681	Completed	14B		\$0.00	\$0.00	
9524	182	1995-2	DOWN PAYMENT ASSISTANCE	Completed	13		\$0.00	\$0.00	
9525	183	1995-2	HOMES BUYERS CLUB	Completed	06R		\$0.00	\$0.00	
9525 CD04A - 1	184	1995-18	DUNEDIN PLAYGROUND EQUIPMENT	Completed	10		\$0.00	\$0.00	
9525 CD05YMCA	185	1995-19	FAMILY VILLAGE PROJECT	Completed	20C	10/01/95	\$360,000.00	\$360,000.00	12/24/1997
9526 CD0606BH	186	1995-30	FPMHS SERVICES BUILDING	Cancelled	08B		\$0.00	\$0.00	
9526 CD06GPP	187	1995-1	STREETSCAPE	Completed	03	10/01/95	\$175,000.00	\$175,000.00	12/24/1997
9526 CD06N	188	1995-2	DOWNTOWN STREETSCAPE	Completed	03		\$0.00	\$0.00	
9526 CD05VP	189	1995-13	VILLAS IN THE PARK WATERLINE	Cancelled	03J		\$0.00	\$0.00	
9528	190	1995-34	MAIN STREET STREETSCAPE	Completed	03		\$0.00	\$0.00	
AD03	1438	2002-18	CBRG ADMINISTRATION - 0203	Completed	21A	01/14/03	\$864,180.04	\$864,180.04	12/19/2003
AD0302	237	1996-35	SULLYPORT 24500	Completed	10	10/01/96	\$10,000.00	\$10,000.00	06/13/1997
AD0403	240	1996-35	MADERA BEACH RESTROOMS AT MARINA	Completed	10		\$0.00	\$0.00	
AD0404	219	1996-35	ABILITIES RESTROOM MODIFICATION	Completed	10	10/01/96	\$10,000.00	\$10,000.00	06/13/1997
AD0405	241	1996-35	SEAF SERVICE CENTER - SAVOY COURTYARD	Completed	10	10/01/96	\$10,000.00	\$10,000.00	06/28/1997
AD0406	242	1996-35	BOLEY - RESTROOMS	Completed	10	10/01/96	\$6,085.00	\$6,085.00	06/28/1997
AD0407	243	1996-35	OLDMAR FIRE DEPT - RESTROOMS	Completed	10	10/01/96	\$10,000.00	\$10,000.00	06/28/1997
AD0408	244	1996-35	POV PLAYGROUND EQUIPMENT	Completed	10	10/01/96	\$10,000.00	\$10,000.00	06/28/1997
AD0409	245	1996-35	PINELLAS PARK SENIOR CENTER	Completed	10	10/01/96	\$6,390.00	\$6,390.00	06/28/1997
AD0410	376	1996-35	DUNEDIN MULTIPLE LITES	Completed	10	09/29/97	\$10,000.00	\$10,000.00	10/27/1997
AD0411	375	1996-35	PINELLAS PARK JOINT USE FITNESS CENTER	Completed	10	09/29/97	\$3,840.00	\$3,840.00	11/01/1997
AD0412	378	1996-35	ST PETE BEACH LIBRARY	Completed	10	09/29/97	\$152,500.00	\$152,500.00	11/01/1998
AD02	247	1996-41	CBRG ADMIN	Completed	21A	10/01/96	\$445,923.68	\$445,923.68	11/21/1997
989	1997-1	CBRG ADMIN	Completed	21A		10/01/97	\$756,234.26	\$756,234.26	11/21/1998
497	1998-1	CBRG ADMINISTRATION	Completed	21A		10/01/98	\$806,960.17	\$806,960.17	11/16/1999
987	2000-48	CBRG ADMINISTRATION - 0001	Completed	21A	01/12/01	\$801,039.66	\$801,039.66	11/01/2001	
1212	2001-18	CBRG ADMINISTRATION - 0102	Completed	21A	12/30/01	\$784,511.97	\$784,511.97	10/22/2002	
218	1998-48	ESG ADMINISTRATION	Completed	21A	10/01/98	\$2,473.34	\$2,473.34	10/16/1997	
410	1997-1	ESG ADMIN	Completed	21A		10/01/97	\$4,450.00	\$4,450.00	08/01/1998
498	1998-1	ESG ADMINISTRATION	Completed	21A	10/01/98	\$6,600.00	\$6,600.00	09/28/1999	
988	2000-48	ESG ADMINISTRATION - 0002	Completed	21A	01/12/01	\$6,100.00	\$6,100.00	07/11/2001	
1213	2001-18	ESG ADMINISTRATION - 0102	Completed	21A	01/02/02	\$6,400.00	\$6,400.00		

U.S. DATE: 12/29/2014
DEPARTMENT OF TIME: 12:32:06 PM
HOUSING AND PAGE: 11/17
URBAN
DEVELOPMENT
OFFICE OF
COMMUNITY
PLANNING AND
DEVELOPMENT
PR08 - Grantee
Summary Activity
Report

IDIS

Grantee Activity Number	DBS Activity ID	Pgm Yr	Activity Name	Act Stat	Matrix Code	Initial Funding Date	Funded Amount	Drawn Amount	Last Draw Date
CD00GRANL	1019	2000-46	GRA NEWSLETTER	Completed	05	01/16/01	\$2,800.00	\$2,800.00	07/24/2001
CD00HRC	1019	2000-46	HOMELESSNESS CLUB	Completed	05	01/16/01	\$55,800.00	\$55,800.00	11/02/2001
CD00HSDSC	1114	2000-46	OLDSMAR SENIOR CENTER	Completed	03	04/28/01	\$166,525.23	\$166,525.23	06/28/2001
CD00HSGR	1159	2000-46	DAIRY GROUNDS	Completed	03	06/27/01	\$2,411,060.45	\$2,411,060.45	07/03/2003
CD00P2P	1093	2000-46	PEER TO PEER LENDING PROGRAM	Completed	05	03/19/01	\$30,600.00	\$30,600.00	11/02/2001
CD00PCC	1078	2000-46	PCC - CHORE SERVICES	Completed	05	02/27/01	\$15,000.00	\$15,000.00	05/01/2001
CD00PPK	1189	2000-46	CD00PPK - PINELLAS PARK - STREETScape	Completed	03	08/21/01	\$174,820.00	\$174,820.00	08/22/2001
CD00RCS	1158	2000-46	RCS - THE HAVEN	Completed	03	06/27/01	\$200,000.00	\$200,000.00	11/14/2001
CD00RCS	1177	2000-46	RCS - THE HAVEN	Cancelled	03	08/05/01	\$0.00	\$0.00	
CD00RCSGN	1013	2000-46	GREATER RIDGECREST AREA MISCELLANEOUS	Completed	03	01/16/01	\$2,115.89	\$2,115.89	09/15/2001
CD00T	1156	2000-46	TREASURE ISLAND - STREETScape	Cancelled	03K	06/27/01	\$300,000.00	\$300,000.00	07/11/2001
CD00TP	1017	2000-51	TURNING POINT OPERATIONS	Completed	03T	01/16/01	\$100,000.00	\$100,000.00	11/02/2001
CD00TFS	1130	2000-46	TARPON SPRINGS SAFFORDMALK DESIGN	Completed	03	05/25/01	\$40,925.76	\$40,925.76	07/17/2002
CD00VCSL	1219	2001-41	1P CASL - CARING AND SHARING	Completed	14A	12/20/01	\$10,441.55	\$10,441.55	05/16/2002
CD00VCSL	1381	2001-41	1P CASL - FTTPALDI - #5023	Completed	14A	07/05/02	\$2,550.00	\$2,550.00	07/10/2002
CD00VCSL	1390	2001-41	1P CASL - ESBRICK - #5056	Completed	14A	07/22/02	\$2,700.00	\$2,700.00	07/05/2002
CD00VCSL	1404	2001-41	1P CASL - GAMAICHE - #5065	Completed	14A	08/19/02	\$2,550.85	\$2,550.85	08/24/2002
CD00VCSL	1289	2001-43	CD00VCSL - GULFPORT COMMUNITY CENTER	Cancelled	03	02/12/02	\$0.00	\$0.00	
CD00VCSL	1387	2001-43	CD00VCSL - MADENA BEACH - STREETScape	Completed	03	02/12/02	\$100,000.00	\$100,000.00	10/03/2002
CD00VCSL	1288	2001-43	CD00VCSL - TARPON SPRINGS - STREETScape	Completed	03	02/12/02	\$400,000.00	\$400,000.00	07/01/2003
CD00VCSL	1332	2001-43	CD00VCSL - PINELLAS PARK - STREETScape	Cancelled	03L	12/26/01	\$100,000.00	\$100,000.00	10/16/2003
CD00VCSL	1389	2001-43	CD00VCSL - SAFETY HARBOR - STREETScape	Completed	03	02/12/02	\$50,000.00	\$50,000.00	10/03/2002
CD00VCSL	1348	2001-46	CD00VCSL - 5451 MAIN STREET	Completed	14E	01/08/02	\$1,491.00	\$1,491.00	02/08/2002
CD00VCSL	1352	2001-46	CD00VCSL - 301 MAIN STREET	Completed	14E	05/29/02	\$1,002.49	\$1,002.49	06/04/2002
CD00VCSL	1399	2001-46	CD00VCSL - 413 SKINNER BLVD	Completed	14E	07/23/02	\$5,000.00	\$5,000.00	07/09/2002
CD00VCSL	137	2001-46	CD00VCSL - 4281 PARK BLVD	Completed	14E	07/03/02	\$3,000.00	\$3,000.00	07/10/2002
CD00VCSL	1445	2001-46	CD00VCSL - BONAPPETT	Completed	14E	01/13/03	\$881.10	\$881.10	01/17/2003
CD00VCSL	1464	2001-46	CD00VCSL - MELBA MANOR	Completed	14E	01/14/03	\$2,000.00	\$2,000.00	01/17/2003
CD00VCSL	1401	2001-46	CD00VCSL - 1409 PALM HARBOR MAIN ST	Completed	14E	07/31/02	\$3,982.50	\$3,982.50	10/03/2002
CD00VCSL	107	2001-46	CD00VCSL - OLIVAS DUNDY CAFE	Completed	14E	08/27/02	\$4,860.00	\$4,860.00	07/03/2002
CD00VCSL	1415	2001-46	CD00VCSL - OAK TRAIL BOOKS	Completed	14E	09/02/02	\$7,000.00	\$7,000.00	02/03/2002
CD00VCSL	1293	2001-46	CD00VCSL - LEALMAN FIRE STATION	Cancelled	21A		\$0.00	\$0.00	
CD00VCSL	1293	2001-46	CD00VCSL - LEALMAN FIRE STATION	Cancelled	21A		\$0.00	\$0.00	
CD00VCSL	1274	2001-46	PCC - CHORE SERVICES	Completed	05	02/06/02	\$20,000.00	\$20,000.00	02/08/2002
CD00VCSL	1262	2001-46	DEM0 - 1770 EAST BROADWAY	Completed	04	01/12/02	\$5,000.00	\$5,000.00	01/09/2002
CD00VCSL	1402	2001-46	DEM0 - 5851 PARK BLVD	Completed	04	07/31/02	\$5,000.00	\$5,000.00	09/24/2002
CD00VCSL	1264	2001-46	DEM0 - 108 17TH AVE #A & B	Completed	04	01/12/02	\$5,000.00	\$5,000.00	01/29/2002
CD00VCSL	1229	2001-46	DEM0 - 438 EAST OAKWOOD	Completed	04	12/26/01	\$2,772.92	\$2,772.92	12/28/2001
CD00VCSL	1228	2001-46	DEM0 - 451 EAST OAKWOOD	Completed	04	12/26/01	\$3,679.90	\$3,679.90	12/28/2001
CD00VCSL	1243	2001-46	DEM0 - 518 E OAKWOOD	Completed	04	12/27/01	\$6,849.70	\$6,849.70	01/02/2002
CD00VCSL	1250	2001-46	DEM0 - 315 S SAFFORD	Completed	04	01/08/02	\$5,000.00	\$5,000.00	01/15/2002
CD00VCSL	1256	2001-46	DEM0 - 1534 WINDTREE DRIVE	Completed	04	01/10/02	\$4,724.02	\$4,724.02	01/19/2002
CD00VCSL	1363	2001-46	DEM0 - 3105 54TH AVE. NO.	Completed	04	01/10/02	\$4,561.81	\$4,561.81	01/29/2002
CD00VCSL	1257	2001-46	DEM0 - 440 LINCOLN AVENUE	Completed	04	01/10/02	\$4,815.19	\$4,815.19	01/19/2002
CD00VCSL	1267	2001-46	DEM0 - 408 EAST OAKWOOD STREET	Completed	04	01/10/02	\$5,000.00	\$5,000.00	01/19/2002
CD00VCSL	1268	2001-46	DEM0 - 15023 YELLOW WAY	Completed	04	01/10/02	\$5,000.00	\$5,000.00	01/19/2002
CD00VCSL	1267	2001-46	DEM0 - 400 SOUTH LEVIE AVENUE	Completed	04	01/10/02	\$4,560.00	\$4,560.00	01/19/2002
CD00VCSL	1268	2001-46	DEM0 - 404 LINCOLN AVENUE	Completed	04	01/10/02	\$2,948.00	\$2,948.00	02/08/2002
CD00VCSL	1289	2001-46	DEM0 - 500 E HARRISON STREET	Completed	04	01/10/02	\$4,245.85	\$4,245.85	02/08/2002
CD00VCSL	1271	2001-46	DEM0 - 8031 31ST STREET NORTH	Completed	04	01/10/02	\$2,352.27	\$2,352.27	02/08/2002
CD00VCSL	1271	2001-46	DEM0 - 111 W LIME STREET	Completed	04	01/10/02	\$4,964.00	\$4,964.00	02/08/2002
CD00VCSL	1271	2001-46	DEM0 - OAKWOOD ST SAFFORD AVENUE	Completed	04	01/10/02	\$3,840.00	\$3,840.00	02/08/2002
CD00VCSL	1273	2001-46	DEM0 - MLK BLVD/ROOSEVE AVE	Completed	04	01/10/02	\$4,455.00	\$4,455.00	02/08/2002
CD00VCSL	1264	2001-46	DEM0 - 15951 EAST BLVD	Completed	04	07/09/02	\$3,157.34	\$3,157.34	07/02/2002
CD00VCSL	1307	2001-46	DEM0 - 512 E MARTIN LUTHER KING	Completed	04	03/29/02	\$2,900.00	\$2,900.00	04/06/2002
CD00VCSL	1308	2001-46	DEM0 - 518 E MARTIN LUTHER KING	Completed	04	03/29/02	\$4,459.49	\$4,459.49	10/22/2002
CD00VCSL	1309	2001-46	DEM0 - 611 E MARTIN LUTHER KING	Completed	04	03/29/02	\$2,800.00	\$2,800.00	04/06/2002
CD00VCSL	1310	2001-46	DEM0 - 500 E MARTIN LUTHER KING	Completed	04	03/29/02	\$2,300.00	\$2,300.00	04/06/2002
CD00VCSL	1314	2001-46	DEM0 - 3415 50TH AVENUE NORTH	Completed	04	04/08/02	\$4,209.28	\$4,209.28	04/11/2002
CD00VCSL	1342	2001-46	DEM0 - 501 FRANCES STREET	Completed	04	04/10/02	\$3,245.26	\$3,245.26	05/14/2002
CD00VCSL	1311	2001-46	DEM0 - LIME SAFFORD OAKWOOD LOTS	Completed	04	03/29/02	\$3,330.00	\$3,330.00	03/28/2002
CD00VCSL	1340	2001-46	DEM0 - 1588 12ND AVE N	Completed	04	05/10/02	\$6,862.82	\$6,862.82	06/15/2002
CD00VCSL	1345	2001-46	DEM0 - 3021 41ST AVENUE NORTH	Completed	04	04/18/02	\$1,975.98	\$1,975.98	05/14/2002
CD00VCSL	1377	2001-46	DEM0 - 1265 JACKSON STREET	Completed	04	07/03/02	\$5,000.00	\$5,000.00	08/24/2002
CD00VCSL	1380	2001-46	DEM0 - 5 LOTS - UNION ACADEMY	Completed	04	07/05/02	\$5,776.00	\$5,776.00	07/10/2002
CD00VCSL	1414	2001-46	DEM0 - 425 S SAFFORD AVENUE	Completed	04	09/30/02	\$4,462.78	\$4,462.78	10/03/2002
CD00VCSL	1417	2001-46	DEM0 - 415 EAST MORGAN STREET	Completed	04	09/30/02	\$5,511.75	\$5,511.75	10/03/2002
CD00VCSL	1418	2001-46	DEM0 - 525 E MARTIN LUTHER KING DR	Completed	04	09/30/02	\$5,573.88	\$5,573.88	10/12/2002
CD00VCSL	1419	2001-46	DEM0 - 1529 WIND TREE	Completed	04	09/30/02	\$4,989.95	\$4,989.95	10/03/2002
CD00VCSL	1420	2001-46	DEM0 - 5903 & 5115 PARK BLVD	Completed	04	09/30/02	\$4,989.95	\$4,989.95	10/03/2002
CD00VCSL	1421	2001-46	DEM0 - 5756 5TH TERRACE	Completed	04	10/01/02	\$2,330.00	\$2,330.00	10/03/2002
CD00VCSL	1448	2001-46	DEM0 - 528 E OAKWOOD STREET	Completed	04	01/14/03	\$4,400.51	\$4,400.51	01/17/2003
CD00VCSL	1422	2001-46	DEM0 - 1407 BOYER STREET	Completed	04	10/01/02	\$5,260.04	\$5,260.04	10/03/2002
CD00VCSL	1423	2001-46	DEM0 - 17 LOCATIONS IN UNION ACADEMY	Completed	04	10/01/02	\$14,365.00	\$14,365.00	10/03/2002
CD00VCSL	1440	2001-46	DEM0 - 805 MAIN STREET	Completed	04	01/14/03	\$4,629.76	\$4,629.76	01/17/2003
CD00VCSL	1420	2001-46	DEM0 - 4001 40TH STREET NORTH	Completed	04	10/01/02	\$2,336.14	\$2,336.14	10/03/2002
CD00VCSL	1423	2001-46	DEM0 - 520 S GROSE AVENUE	Completed	04	10/08/02	\$4,999.82	\$4,999.82	10/12/2002
CD00VCSL	1427	2001-46	DEM0 - 524 SOUTH GROSE	Completed	04	10/01/02	\$4,999.19	\$4,999.19	10/03/2002
CD00VCSL	1460	2001-46	DEM0 - 423 E LEMON STREET	Completed	04	01/14/03	\$4,633.63	\$4,633.63	01/17/2003
CD00VCSL	1461	2001-46	DEM0 - 115 RIND AVENUE	Completed	04	01/14/03	\$3,882.00	\$3,882.00	01/17/2003
CD00VCSL	1223	2001-47	DANVILLE NEIGHBORHOOD DEV CORP INC.	Completed	03	12/26/01	\$4,803.82	\$4,803.82	10/22/2002
CD00VCSL	1438	2001-47	DANVILLE - PHASE 3 CONSTRUCTION	Completed	03	10/10/02	\$400.00	\$400.00	10/22/2002
CD00VCSL	1424	2001-47	DANVILLE - PHASE 3 UTILITIES	Completed	03	10/10/02	\$176,351.16	\$176,351.16	08/27/2002
CD00VCSL	1382	2000-46	CD00VCSL - GRA TRIANGLE PROPERTY IMP.	Completed	03P	07/05/02	\$23,140.56	\$23,140.56	01/13/2005
CD00VCSL	1246	1998-46	OAK TRAIL BOOKS/LE COYOTE COFFEE SHOP	Completed	14B	01/08/02	\$5,525.00	\$5,525.00	01/19/2002
CD00VCSL	1319	1996-46	CD00VCSL - PALM HARBOR HISTORIC DIST	Completed	14B	04/08/02	\$2,330.00	\$2,330.00	06/15/2002
CD00VCSL	1568	2001-46	CD00VCSL - LEALMAN CENTRAL STREET LIGHTS	Completed	06	06/17/03	\$7,587.99	\$7,587.99	10/16/2003
CD00VCSL	1343	2001-46	CD00VCSL - LEALMAN CENTRAL STREET	Completed	04	04/16/02	\$2,347.47	\$2,347.47	01/17/2003
CD00VCSL	1292	2001-46	CD00VCSL - LEALMAN FAMILY CENTER	Cancelled	21A		\$0.00	\$0.00	
CD00VCSL	1382	2001-46	CD00VCSL - 1154 10TH ST NORTH	Completed	03	07/05/02	\$25,000.00	\$25,000.00	10/03/2002
CD00VCSL	1414	2001-46	CD00VCSL - SENIOR RESOURCE DIRECTORY	Completed	05A	09/30/02	\$7,000.00	\$7,000.00	10/03/2002
CD00VCSL	1240	2001-47	TURNING POINT	Completed	03T	12/27/01	\$50,000.00	\$50,000.00	10/22/2002
CD00VCSL	1738	2002-47	DUNEDIN STREETScape	Cancelled	03K	07/13/04	\$2,138.00	\$2,138.00	08/04/2005
CD00VCSL	1467	2002-47	CD00VCSL - 700 - 51ST STREET SOUTH	Completed	14E	01/27/03	\$3,000.00	\$3,000.00	01/16/2003
CD00VCSL	1507	2002-47	CD00VCSL - CASUAL FURNITURE	Completed	14E	02/17/03	\$7,000.00	\$7,000.00	04/12/2003
CD00VCSL	1468	2002-47	CD00VCSL - 941 HURMLET AVENUE	Completed	14E	01/27/03	\$7,000.00	\$7,000.00	01/16/2003
CD00VCSL	1555	2002-47	CD00VCSL - HANCOCK MOTEL	Completed	14E	05/16/03	\$2,775.00	\$2,775.00	05/21/2003
CD00VCSL	1587	2002-47	CD00VCSL - SWEENEY	Completed	14E	10/09/03	\$1,702.45	\$1,702.45	10/16/2003
CD00VCSL	1590	2002-47	CD00VCSL - FORT STONE STORE	Completed	14E	10/09/03	\$5,000.00	\$5,000.00	10/16/2003
CD00VCSL	1581	2002-47	CD00VCSL - 2902 BEACH BLVD	Completed	14E	10/09/03	\$7,000.00	\$7,000.00	10/16/2003
CD00VCSL	1594	2002-47	CD00VCSL - DONUT SHOP/COFFEE HOUSE	Completed	14E	05/16/03	\$5,000.00	\$5,000.00	05/21/2003
CD00VCS									

U.S. DATE: 12/29/2014
DEPARTMENT OF TIME: 12:32:06 PM
HOUSING AND PAGE: 12/17
URBAN
DEVELOPMENT
OFFICE OF COMMUNITY
PLANNING AND
DEVELOPMENT
PR08 - Grantee
Summary Activity
Report

IDIS

Grantee Activity Number	DBS Activity ID	Pgm Yr	Activity Name	Act St	Matr Code	Initial Funding Date	Funded Amount	Drawn Amount	Last Draw Date
COGHI0101	1554	2002-12	TAGARELLI CONSTRUCTION OFFICE	Completed	1B8	05/16/03	\$39,991.50	\$39,991.50	05/15/2003
COGHI0102	1553	2002-12	ACQUISITION - HIGH POINT (N/C)	Completed	01	03/22/03	\$74,763.47	\$74,763.47	07/16/2003
COGHI0103	1514	2002-9	HIGHPOINT YMCA SHOWERS	Completed	03E	03/22/03	\$85,500.94	\$85,500.94	05/08/2004
COGHI0104	1586	2002-2	187 - HOWARD - 1807	Completed	1A4	10/09/03	\$2,750.00	\$2,750.00	10/16/2003
COGHI0105	1567	2002-10	LEALMAN TARGET AREA	Completed	06	06/17/03	\$4,500.00	\$4,500.00	07/01/2003
COGHI0106	1619	2002-10	LEALMAN	Completed	03	12/05/03	\$25,987.50	\$25,987.50	03/19/2004
COGHI0107	1619	2002-10	COGHI0106 - LEALMAN FAMILY CENTER	Completed	05	03/22/03	\$6,379.37	\$6,379.37	10/16/2003
COGHI0108	1591	2002-10	NEIGHBORHOOD SIGNAGE	Completed	03K	10/09/03	\$158.88	\$158.88	10/16/2003
COGHI0109	1480	2002-10	PHILLIPS OPPORTUNITY COUNCIL - CHORE SVC	Completed	03	01/08/03	\$20,000.00	\$20,000.00	07/01/2003
COGHI0110	1695	2002-7	WINDTREE VILLAGE LANDSCAPING (HUB43)	Completed	03N	03/17/04	\$40,340.00	\$40,340.00	05/24/2005
COGHI0111	1447	2002-5	YMCA OPERATIONS	Completed	03	01/14/03	\$270,000.00	\$270,000.00	10/16/2003
COGHI0112	1880	2003-5	11TH STREET/GOODEN ENHANCEMENTS	Completed	03K	09/01/05	\$368,444.00	\$368,444.00	10/10/2007
COGHI0113	1715	2003-20	CPF - 18 4TH AVE	Completed	14E	05/17/04	\$3,000.00	\$3,000.00	05/27/2004
COGHI0114	1722	2003-20	CPF - 131-170 BROADWAY	Completed	14E	06/04/04	\$2,310.00	\$2,310.00	06/15/2004
COGHI0115	1744	2003-20	CPF - 7500 62ND WAY N	Completed	14E	07/09/04	\$1,901.50	\$1,901.50	07/20/2004
COGHI0116	1794	2003-20	CPF - 101 6TH ST N	Completed	14E	10/17/04	\$2,648.25	\$2,648.25	10/16/2004
COGHI0117	1801	2003-20	CPF - 201203 N PHILLIPS AVE	Completed	14E	10/22/04	\$6,000.00	\$6,000.00	11/09/2004
COGHI0118	1711	2003-26	COMMUNITY PRICE CHILD CARE CENTER	Completed	042104	04/06/00	\$4,965.00	\$4,965.00	08/19/2004
COGHI0119	1742	2003-20	CPF - 101 E TARPON	Completed	14E	07/09/04	\$6,000.00	\$6,000.00	07/20/2004
COGHI0120	1685	2003-19	DEMO-1618 51ST ST E	Completed	04	03/12/04	\$5,373.45	\$5,373.45	03/19/2004
COGHI0121	1702	2003-19	DEMO - 4225 43RD AVE N	Completed	04	03/15/04	\$3,539.21	\$3,539.21	04/08/2004
COGHI0122	1689	2003-19	DEMO-12711 132ND AVE N	Completed	04	03/12/04	\$8,726.75	\$8,726.75	05/08/2004
COGHI0123	1688	2003-19	DEMO-2544 150TH AVE N	Completed	04	03/12/04	\$6,868.81	\$6,868.81	05/08/2004
COGHI0124	1716	2003-19	DEMO - 3881 52ND AVE	Completed	04	05/17/04	\$4,344.47	\$4,344.47	05/27/2004
COGHI0125	1707	2003-19	DEMO - 4308 40TH STREET	Completed	04	04/16/04	\$4,460.00	\$4,460.00	06/15/2004
COGHI0126	1674	2003-19	DEMO-3778 41ST AVE N	Completed	04	03/24/04	\$3,354.99	\$3,354.99	03/19/2004
COGHI0127	1676	2003-19	DEMO-426 E CARWOOD ST	Completed	04	03/12/04	\$5,688.38	\$5,688.38	03/19/2004
COGHI0128	1675	2003-19	DEMO-415 PHILLIPS AVE	Completed	04	03/12/04	\$5,343.28	\$5,343.28	03/19/2004
COGHI0129	1684	2003-19	DEMO-132715641700000100	Completed	04	03/12/04	\$5,020.00	\$5,020.00	03/19/2004
COGHI0130	1682	2003-19	DEMO-132715641700000200	Completed	04	03/12/04	\$5,020.00	\$5,020.00	03/19/2004
COGHI0131	1681	2003-19	DEMO-132715641700000300	Completed	04	03/12/04	\$4,140.00	\$4,140.00	03/19/2004
COGHI0132	1689	2003-19	DEMO-132715641700000400	Completed	04	03/12/04	\$6,060.00	\$6,060.00	03/19/2004
COGHI0133	1679	2003-19	DEMO-132715641700000500	Completed	04	03/12/04	\$5,020.00	\$5,020.00	03/19/2004
COGHI0134	1679	2003-19	DEMO-132715641700000600	Completed	04	03/12/04	\$5,580.00	\$5,580.00	03/19/2004
COGHI0135	1672	2003-19	DEMO-404 LINCOLN AVE	Completed	04	03/12/04	\$5,961.00	\$5,961.00	03/19/2004
COGHI0136	1742	2003-19	DEMO - 404 LINCOLN AVE	Completed	04	07/09/04	\$5,847.43	\$5,847.43	07/20/2004
COGHI0137	1703	2003-19	DEMO - 3301 E 3237 64TH AVE	Completed	04	10/11/04	\$6,692.70	\$6,692.70	10/16/2004
COGHI0138	1791	2003-19	DEMO - 2401 51ST AVE N	Completed	04	10/11/04	\$4,272.20	\$4,272.20	10/16/2004
COGHI0139	1795	2003-19	DEMO - 520 E LIME ST	Completed	04	10/11/04	\$3,738.00	\$3,738.00	10/16/2004
COGHI0140	1793	2003-19	DEMO - 2201 E ORANGE ST	Completed	04	10/11/04	\$965.00	\$965.00	10/16/2004
COGHI0141	1666	2003-19	DEMO-503 S SAFFORD AVE	Completed	04	03/12/04	\$7,000.00	\$7,000.00	03/19/2004
COGHI0142	1768	2003-19	DEMO-214 LIME	Completed	04	09/09/04	\$4,423.00	\$4,423.00	10/16/2004
COGHI0143	1620	2003-19	DEMO - 1335 128TH	Completed	04		\$0.00	\$0.00	
COGHI0144	1832	2003-19	DEMO - 1337 128TH ST N	Completed	04	02/04/05	\$2,520.00	\$2,520.00	02/11/2005
COGHI0145	1814	2003-19	DEMO - 1470 GOODEEN CROSSING	Completed	04	01/14/05	\$3,481.87	\$3,481.87	01/15/2005
COGHI0146	1665	2003-19	DEMO-4255 54TH AVE N	Completed	04	03/12/04	\$8,030.79	\$8,030.79	03/19/2004
COGHI0147	1664	2003-19	DEMO-831 VIRGINIA ST	Completed	04	03/12/04	\$3,880.85	\$3,880.85	03/19/2004
COGHI0148	1663	2003-19	DEMO-703 ORANGE AVENUE	Completed	04	03/11/04	\$5,597.98	\$5,597.98	03/19/2004
COGHI0149	1668	2003-19	DEMO-129 E ORANGE ST	Completed	04	03/12/04	\$4,938.32	\$4,938.32	03/19/2004
COGHI0150	1677	2003-19	DEMO-1100 WHISPERING PINES DR	Completed	04	03/12/04	\$5,748.99	\$5,748.99	03/19/2004
COGHI0151	1677	2003-19	DEMO-137 E ORANGE ST	Completed	04	03/12/04	\$4,893.83	\$4,893.83	03/19/2004
COGHI0152	1679	2003-19	DANC OPERATIONS	Completed	05	03/12/04	\$7,859.71	\$7,859.71	11/09/2004
COGHI0153	1668	2003-19	DANVILLE PHASE 3 UTILITIES	Completed	03	03/12/04	\$61,370.48	\$61,370.48	12/16/2011
COGHI0154	1679	2003-19	FAMILY RESOURCES, INC. YOUTH SHELTER	Completed	03	03/12/04	\$100,000.00	\$100,000.00	03/19/2004
COGHI0155	1762	2003-19	GULFPORT MULTI-USE COMMUNITY FACILITY	Completed	03E	07/20/04	\$400,000.00	\$400,000.00	07/21/2004
COGHI0156	1720	2003-19	RODGECREST NEIGHBORHOOD CLEANUP	Completed	03	06/04/04	\$438.73	\$438.73	07/12/2004
COGHI0157	1788	2003-19	HIGHPOINT YMCA FREE STANDING ROOF	Completed	03F	03/11/04	\$164,919.00	\$164,919.00	05/24/2005
COGHI0158	1662	2003-19	GRA HOUSE NUMBER	Completed	1A4	03/12/04	\$26,988.94	\$26,988.94	04/12/2007
COGHI0159	1687	2003-19	LEALMAN FAMILY CENTER NEWSLETTER	Completed	05	03/12/04	\$67,143.84	\$67,143.84	11/09/2004
COGHI0160	1671	2003-19	LEALMAN FAMILY CENTER CONSTRUCTION	Completed	03E	03/12/04	\$524,881.05	\$524,881.05	07/26/2006
COGHI0161	1794	2003-19	LEALMAN STREET LIGHTS	Completed	03	07/20/04	\$10,381.18	\$10,381.18	10/16/2004
COGHI0162	1721	2003-19	CENTRAL LEALMAN NEIGHBORHOOD CLEANUP	Completed	03	06/04/04	\$23,002.12	\$23,002.12	07/21/2004
COGHI0163	1763	2003-19	JOE'S CREEK GREENWAY IMPROVEMENTS	Completed	03F	11/21/04	\$33,414.08	\$33,414.08	04/22/2008
COGHI0164	1762	2003-19	MAJESTIC PARK WATERLINES & HYDRANTS	Completed	03	07/20/04	\$44,919.90	\$44,919.90	10/16/2004
COGHI0165	1797	2003-19	OLDHAM STREETSCAPE	Completed	03K	10/14/04	\$175,000.00	\$175,000.00	10/16/2004
COGHI0166	1798	2003-19	RANBOW VILLAGE IMPROVEMENTS	Completed	03	03/20/04	\$499,000.00	\$499,000.00	10/16/2004
COGHI0167	1701	2003-19	PHILLIPS OPPORTUNITY COUNCIL-CHORE SVCS	Completed	05	03/19/04	\$20,000.00	\$20,000.00	04/08/2004
COGHI0168	1765	2003-19	PHILLIPS PARK BELL TOWER & STREETSCAPE	Completed	03K	07/20/04	\$300,000.00	\$300,000.00	07/21/2004
COGHI0169	1702	2003-19	RELIGIOUS COMMUNITY SERVICES FOOD PANTRY	Completed	03	03/25/04	\$250,000.00	\$250,000.00	04/08/2004
COGHI0170	1796	2003-19	REDINGTON SHORES UNDERGROUND UTILITIES	Completed	03K	10/11/04	\$300,000.00	\$300,000.00	09/28/2005
COGHI0171	1666	2003-19	PAINT PROGRAMS	Completed	1A4	03/12/04	\$26,035.07	\$26,035.07	11/09/2004
COGHI0172	1880	2003-19	SAFETY HARBOR BRICK STREETS	Completed	03K	04/07/05	\$101,159.00	\$101,159.00	06/25/2005
COGHI0173	1802	2003-17	TARPON SPRINGS SAFFORD IMPROVEMENTS	Completed	03K	01/12/05	\$462,706.98	\$462,706.98	07/19/2005
COGHI0174	1800	2003-17	WIND TREE WALL PHASE 2	Completed	03	10/22/04	\$41,025.00	\$41,025.00	11/09/2004
COGHI0175	1667	2003-16	YMCA OPERATIONS	Completed	05	03/12/04	\$283,500.00	\$283,500.00	11/09/2004
COGHI0176	1804	2004-19	CBSB ADMINISTRATION	Completed	11A	02/24/05	\$881,675.62	\$881,675.62	10/21/2005
COGHI0177	1910	2004-19	CATHOLIC CHARITIES HURRICANE KATRINA	Completed	05Q	01/12/06	\$100,000.00	\$100,000.00	05/02/2006
COGHI0178	1830	2004-19	THRU COPS AND KIDS PROGRAM	Completed	05Q	02/28/05	\$16,691.00	\$16,691.00	09/05/2005
COGHI0179	1830	2004-20	DEMO - 645 E TARPON AVE	Completed	04	02/04/05	\$4,352.50	\$4,352.50	02/11/2005
COGHI0180	1831	2004-20	DEMO - 637 E TARPON AVE	Completed	04	02/04/05	\$3,882.25	\$3,882.25	02/11/2005
COGHI0181	1821	2004-20	DEMO - 4361 54TH AVE N	Completed	04	01/05/05	\$6,355.00	\$6,355.00	04/09/2005
COGHI0182	1844	2004-20	DEMO - 3931 54TH AVE N	Completed	04	03/01/05	\$3,612.25	\$3,612.25	04/09/2005
COGHI0183	1830	2004-20	DEMO - 4908 37 ST	Completed	04	01/05/05	\$6,672.00	\$6,672.00	01/05/2006
COGHI0184	1838	2004-20	DEMO - 948 R HIGHLAND	Completed	04	03/04/05	\$5,189.63	\$5,189.63	01/25/2006
COGHI0185	1838	2004-20	DEMO - 1084 VILLAGE AVE	Completed	04	02/04/05	\$975.00	\$975.00	01/25/2006
COGHI0186	1825	2004-20	DEMO - CO HIGHPOINT LOT	Completed	04	01/05/05	\$2,240.00	\$2,240.00	05/24/2005
COGHI0187	1803	2004-20	DEMO - 2517 48TH AVE	Completed	04	01/13/06	\$5,320.95	\$5,320.95	01/05/2006
COGHI0188	1810	2004-20	DEMO - 1387 128TH ST N	Completed	04	02/22/05	\$4,555.25	\$4,555.25	04/01/2006
COGHI0189	1917	2004-20	DEMO - 523 E DAKWOOD	Completed	04	10/20/05	\$3,529.12	\$3,529.12	10/21/2005
COGHI0190	1881	2004-20	DEMO - 418 E DAKWOOD	Completed	04	09/01/05	\$4,465.42	\$4,465.42	10/21/2005
COGHI0191	1924	2004-20	DEMO - 219 RING AVE	Completed	04	01/12/06	\$4,183.90	\$4,183.90	01/21/2006
COGHI0192	1926	2004-20	DEMO - 4822 38TH ST N	Completed	04	01/13/06	\$3,667.88	\$3,667.88	01/21/2006
COGHI0193	1811	2004-1	DANC OPERATIONS	Completed	05	12/29/04	\$55,161.82	\$55,161.82	10/21/2005
COGHI0194	1876	2004-1	DUNDEN INTERSECTION ENHANCEMENT	Completed	03K	06/07/05	\$100,000.00	\$100,000.00	09/15/2005
COGHI0195	1864	2004-1	YOUTH CRISIS CENTER CONSTRUCTION	Completed	03C	07/15/05	\$300,000.00	\$300,000.00	10/21/2005
COGHI0196	1871	2004-19	FRIENDS OF RIDGECREST ROOF REPAIR	Completed	03E	05/23/05	\$860.00	\$860.00	05/24/2005
COGHI0197	1891	2004-19	FRIENDS OF RIDGECREST ROOF REPAIR	Completed	03E	09/01/05	\$1,999.00	\$1,999.00	09/02/2005
COGHI0198	1879	2004-19	GRA NEIGHBORHOOD CLEANUP	Completed	04	06/21/05	\$9,056.91	\$9,056.91	06/25/2005
COGHI0199	1930	2004-19	HEP HURRICANE KATRINA ASSISTANCE	Completed	05Q	04/21/06	\$2,636.00	\$2,636.00	05/02/2006
COGHI0200	1984	2004-19	HEP HURRICANE KATRINA	Completed	05Q	07/13/06	\$15,139.79	\$15,139.79	11/28/2006

U.S. DATE: 12/29/2014
DEPARTMENT OF TIME: 12:32:06 PM
HOUSING AND PAGE: 13/17
URBAN
DEVELOPMENT
OFFICE OF
COMMUNITY
PLANNING AND
DEVELOPMENT
PR08 - Grantee
Summary Activity
Report

IDIS

Grantee Activity Number	IDIS Activity ID	Pgm Yr	Activity Name	Act Stat	Matrix Code	Initial Funding Date	Funded Amount	Drawn Amount	Date of Last Draw
CD08PFC	1935	2005-20	POC - CHORE SERVICES	Completed	05A	03/22/06	\$30,000.00	\$30,000.00	08/25/2006
CD08PFC	2001	2005-20	CITY OF PINELLAS PARK STREETScape	Completed	08K	01/12/07	\$79,237.53	\$79,237.53	01/19/2007
CD08PFC	2005	2005-20	PINELLAS VILLAGE REHAB	Completed	14B	12/10/06	\$57,826.02	\$57,826.02	10/10/2007
CD08PFC	2111	2005-20	PINELLAS VILLAGE REHAB	Completed	14B	11/25/06	\$25,000.00	\$25,000.00	11/26/2006
CD08B8	1995	2005-20	CITY OF SAFETY HARBOR STREETScape	Completed	08K	09/22/06	\$75,000.00	\$75,000.00	09/23/2006
CD08PFC	1928	2005-20	YMCA OPERATIONS GRA BRANCH	Completed	05	01/13/06	\$31,812.20	\$31,812.20	11/28/2006
CD08A0R2	2112	2005-20	ACQUISITION OF HOUSING SITES - MCDONIA	Completed	01	11/25/06	\$107,044.05	\$107,044.05	12/16/2011
CD08A0M1	2000	2006-18	PINELLAS COUNTY CDBG ADMINISTRATION	Completed	21A	12/04/06	\$744,915.08	\$744,915.08	05/24/2008
CD08A0M1	2015	2006-23	DEMO - 2702 52ND AVE N	Completed	04	01/24/07	\$3,914.48	\$3,914.48	04/12/2007
CD08A0M2	2014	2006-23	DEMO - 4351 56TH ST. N.	Completed	04	01/24/07	\$3,711.44	\$3,711.44	04/12/2007
CD08A0M3	2018	2006-23	DEMO - 3770 44TH AVE N	Completed	04	01/24/07	\$3,965.24	\$3,965.24	04/12/2007
CD08A0M3	2019	2006-23	DEMO - 1431 OAK STREET	Completed	04	03/14/07	\$6,982.29	\$6,982.29	04/12/2007
CD08A0M4	2020	2006-23	DEMO - 19125 WHISPERING PINES	Completed	04	04/11/07	\$6,300.00	\$6,300.00	04/12/2007
CD08A0M4	2023	2006-23	DEMO - 12810 CAMPBELL LN	Completed	04	07/09/07	\$7,417.86	\$7,417.86	10/10/2007
CD08PFC	2065	2006-23	DEMO - 12810 CAMPBELL LN	Canceled	04		\$0.00	\$0.00	
CD08PFC	2115	2006-23	DANVILLE PHASE III	Completed	03	02/09/09	\$1,565,454.54	\$1,565,454.54	12/16/2011
CD08PFC	2023	2006-20	FAMILY RESOURCES TURNER ST REHAB	Completed	03C	01/03/08	\$483,906.78	\$483,906.78	04/22/2008
CD08C1	2022	2006-20	GOODEN CROSSING SIDEWALKS	Completed	03L	05/01/07	\$203,965.05	\$203,965.05	10/29/2013
CD08C2	2198	2006-20	Gooden Crossing SideWalk Acquisition of Right-of-Way	Completed	01	11/17/09	\$2,400.00	\$2,400.00	10/29/2009
CD08CFC	2017	2006-20	LEALMAN FAMILY CENTER NEWS	Completed	05	03/14/07	\$11,081.13	\$11,081.13	12/01/2007
CD08PFC	2016	2006-20	POC - CHORE SERVICES	Completed	05A	03/14/07	\$30,000.00	\$30,000.00	06/06/2007
CD08PFC	2027	2006-20	CITY OF PINELLAS PARK SIDEWALKS	Completed	03L	01/04/08	\$188,458.50	\$188,458.50	01/10/2008
CD08PFC	2027	2006-20	PETERBURG PARK	Completed	05C	07/01/07	\$15,849.92	\$15,849.92	12/01/2007
CD08PFC	2039	2006-15	TARPON SPRINGS HOUSING AUTHORITY DUPLEX	Completed	01	05/14/07	\$271,359.80	\$271,359.80	05/16/2007
CD08PFC	2031	2006-20	GRA YMCA OPERATIONS	Completed	05	05/01/07	\$340,000.00	\$340,000.00	12/01/2007
CD08A0M1	2068	2007-1	CDBG ADMINISTRATION	Completed	21A	03/03/08	\$716,982.27	\$716,982.27	04/07/2009
CD08A0M2	2041	2006-23	DEMO - 4343 57TH AVE	Completed	04	06/01/07	\$6,777.15	\$6,777.15	06/06/2007
CD08PFC	2060	2007-1	Outpost 4th Street/Maple Project	Completed	03K	03/02/10	\$152,640.07	\$152,640.07	03/12/2011
CD08A0R2	2084	2007-3	GRA NEIGHBORHOOD CLEANUP	Completed	04	06/24/08	\$14,657.14	\$14,657.14	07/15/2008
CD08CFC	2080	2007-4	LEALMAN FAMILY CENTER NEWSLETTER	Completed	05	03/14/08	\$7,497.50	\$7,497.50	08/22/2008
CD08A0R2	208	2007-3	LIGHTHOUSE OF PINELLAS AIR CONDITIONING	Completed	03	03/14/08	\$77,580.00	\$77,580.00	03/18/2008
CD08PFC	2126	2007-4	PEHMS FACILITY CONSTRUCTION	Completed	03	05/18/09	\$400,000.00	\$400,000.00	08/28/2009
CD08PFC	2078	2007-4	POC - CHORE SERVICES	Completed	05A	03/03/08	\$30,480.00	\$30,480.00	05/20/2008
CD08PFC	2118	2007-4	PINELLAS PARK SIDEWALK	Completed	03L	02/09/09	\$149,628.70	\$149,628.70	02/14/2009
CD08PFC	2088	2007-4	YMCA GREATER ROOSEVELT ROOF REHAB	Canceled	05C	07/14/08	\$45,579.75	\$47,779.75	07/15/2008
CD08SCM1	2068	2007-4	SCCM HOMELESS SERVICES	Canceled	05D		\$0.00	\$0.00	
CD08PFC	2075	2007-4	SUNCOAST CTR FOR COMMUNITY MENTAL HEALTH	Completed	05D	02/29/08	\$141,274.57	\$141,274.57	11/26/2008
CD08PFC	2116	2007-4	CITY OF SAFETY HARBOR STREETScape	Completed	08K	01/14/09	\$50,000.00	\$50,000.00	02/14/2009
CD08PFC	2100	2007-15	WESTCARE - MUSTARD SEED REHAB	Completed	03C	09/19/08	\$107,130.00	\$107,130.00	02/14/2009
CD08PFC	2067	2007-15	WESTCARE TURNING POINT REHAB	Completed	03C	06/22/08	\$36,700.00	\$36,700.00	11/26/2008
CD08PFC	2062	2007-6	GRA YMCA OPERATIONS	Completed	05	03/14/08	\$321,880.00	\$321,880.00	11/26/2008
CD08A0M1	2121	2008-23	CDBG ADMINISTRATION	Completed	21A	03/20/09	\$641,579.03	\$641,579.03	12/15/2009
CD08A0R2	2203	2008-23	GRA Neighborhood Cleanup	Completed	04		\$0.00	\$0.00	
CD08A0M2	2128	2008-23	DEMO - 1263 GOODEN CROSSING	Completed	04	05/18/09	\$21,720.18	\$21,720.18	05/20/2009
CD08A0M2	2127	2008-23	DEMO - 13225 HILM STREET	Completed	04	05/18/09	\$3,801.61	\$3,801.61	05/20/2009
CD08C0CC	2173	2008-11	Gulf Coast Community Care Rehabilitation	Completed	03	09/29/09	\$30,000.00	\$30,000.00	10/01/2009
CD08A0R2	2294	2008-24	Community Care Rehabilitation	Completed	04	12/11/09	\$14,548.10	\$14,548.10	12/15/2009
CD08PFC	2154	2008-24	HEP COMMUNITY SERVICE CTR CONSTRUCTION	Completed	03C	07/01/09	\$303,992.43	\$303,992.43	05/22/2010
CD08PFC	2165	2008-24	HIGH POINT BRANCH YMCA FLOOR REPLACEMENT	Completed	03E	08/26/09	\$23,747.42	\$23,747.42	08/29/2009
CD08PFC	2125	2008-24	LEALMAN FAMILY CENTER NEWSLETTER	Completed	05	03/20/09	\$10,000.00	\$10,000.00	10/01/2009
CD08A0R2	2129	2008-24	JOES CREEK GREENWAY PARK	Completed	03F	05/19/09	\$477,791.56	\$477,791.56	11/18/2010
CD08PFC	2244	2008-24	PARC Barker Villa Group Home Rehab	Completed	08	02/10/10	\$16,560.00	\$16,560.00	02/10/2010
CD08PFC	2123	2008-12	PEHMS PARKING LOT IMPROVEMENTS	Completed	03B	03/18/09	\$95,700.00	\$95,700.00	04/07/2009
CD08PFC	2124	2008-12	DANVILLE ACQUISITION	Completed	01	03/29/09	\$45,326.18	\$45,326.18	05/26/2012
CD08PFC	2113	2008-19	POC-CHORE SERVICES	Completed	05A	01/14/09	\$38,590.02	\$38,590.02	12/15/2009
CD08PFC	2183	2008-20	CITY OF PINELLAS PARK STREETScape	Completed	03L	06/03/09	\$150,000.00	\$150,000.00	08/12/2009
CD08PFC	2122	2008-20	PINELLAS VILLAGE FENCE/PARKING LOT	Completed	03	03/18/09	\$28,100.00	\$28,100.00	04/07/2009
CD08C0R2	2164	2008-16	RCS GRACE HOUSE REHABILITATION	Completed	03C	08/03/09	\$74,081.16	\$74,081.16	10/01/2010
CD08PFC	2117	2008-17	SUNCOAST CENTER COMM MENTAL HEALTH OPS	Completed	05D	02/09/09	\$150,000.00	\$150,000.00	12/15/2009
CD08PFC	2197	2008-15	Val Gough's Palms Viscount House Expansion	Completed	08K	11/13/09	\$603,264.98	\$603,264.98	11/18/2010
CD08PFC	2272	2008-16	Westcare Matured Seed Rehab	Completed	03C	05/27/10	\$6,000.00	\$6,000.00	05/27/2010
CD08PFC	2201	2008-16	Westcare Turning Point Rehab	Completed	03C	12/11/09	\$44,147.48	\$44,147.48	05/22/2010
CD08PFC	2119	2008-14	GRA YMCA OPERATIONS	Completed	05	02/09/09	\$293,760.00	\$293,760.00	12/02/2009
CD08A0M1	2210	2008-24	CDBG Admin	Canceled	05D		\$0.00	\$0.00	
CD08PFC	2220	2008-24	CDBG Administration	Completed	21A	03/04/10	\$438,651.09	\$438,651.09	11/18/2010
CD08PFC	2212	2008-19	Boys and Girls Club Rehab	Completed	08M	01/22/10	\$0.00	\$0.00	
CD08PFC	2271	2009-13	Boys and Girls Club Facility Rehab	Completed	08M	05/20/10	\$674,793.47	\$674,793.47	02/12/2011
CD08A0M1	2284	2009-13	Demo - Helms - 1538 Gooden Crossing	Completed	04	09/28/10	\$20,384.78	\$20,384.78	05/26/2011
CD08PFC	2215	2009-10	Homeless Services Match - Directors for Mental Health Ops	Completed	05D	01/09/10	\$101,867.88	\$101,867.88	11/16/2010
CD08PFC	2211	2009-12	Family Service Center Rehabilitation	Completed	03	01/22/10	\$274,742.59	\$274,742.59	11/18/2010
CD08PFC	2207	2009-7	GRA YMCA Rehabilitation	Completed	05E	01/19/10	\$126,336.97	\$126,336.97	05/26/2011
CD08A0R2	2206	2009-7	Gray Creek Community Park	Completed	03F	01/17/10	\$97,701.79	\$97,701.79	02/02/2012
CD08PFC	2209	2009-8	POC-Chore Services	Completed	05A	01/20/10	\$30,000.00	\$30,000.00	11/18/2010
CD08C0R2	2213	2009-14	R Club Child Care Center Rehab	Completed	03M	01/22/10	\$23,524.72	\$23,524.72	11/18/2010
CD08C0R2	2214	2009-14	R Club Child Care Center Rehab	Completed	03C	01/27/10	\$24,263.44	\$24,263.44	11/18/2010
CD08PFC	2215	2009-16	RCS Food Bank Rehab	Completed	03	01/27/10	\$47,122.99	\$47,122.99	11/18/2010
CD08PFC	2216	2009-16	Greater Religious YMCA Operations	Completed	05	01/20/10	\$204,000.00	\$204,000.00	10/01/2010
CD08A0R2	2321	2010-18	ALPHA House of Primitia Facility Rehabilitation	Completed	03	05/26/11	\$78,468.69	\$78,468.69	12/16/2011
CD08A0R2	2324	2010-18	Tarpon Springs Community Authority Demolition	Completed	04	09/22/11	\$6,423.28	\$6,423.28	12/16/2011
CD08A0R2	2338	2010-18	DEMO 1570 Oak Street Large	Completed	04	12/15/11	\$9,920.62	\$9,920.62	03/14/2012
CD08C0C2	2310	2010-14	Gulf Coast Community Care Disabled Adults Program	Completed	08B	05/26/11	\$20,000.00	\$20,000.00	09/24/2011
CD08C0C2	2320	2010-14	Gulf Coast Community Care Rehabilitation	Completed	08B	05/26/11	\$56,862.68	\$56,862.68	09/24/2011
CD08A0R2	2317	2010-13	City of Osprey St. Petersburg Drive Streetscape	Completed	08K	04/15/11	\$309,689.75	\$309,689.75	06/14/2012
CD08PFC	2313	2010-13	Pinellas Opportunity Council's Services	Completed	05A	03/17/11	\$39,699.10	\$39,699.10	12/22/2012
CD08C0R2	2316	2010-12	R Club Child Care Center Rehabilitation - Tarpon Springs	Completed	08M	04/06/11	\$47,216.90	\$47,216.90	12/16/2011
CD08C0R2	2308	2010-11	R Club Child Care Center Rehab - PPK	Completed	08M	02/04/11	\$61,842.83	\$61,842.83	09/24/2011
CD08C0R2	2322	2010-12	RCS Grava House Expansion	Completed	03C	05/26/11	\$92,614.89	\$92,614.89	12/16/2011
CD08PFC	2318	2010-14	City of Tarpon Springs Laron St. Lighting Project	Completed	08K	04/15/11	\$62,543.98	\$62,543.98	05/26/2012
CD08C0R2	2310	2010-10	Tarpon Springs Land Acquisitions	Completed	01	12/15/11	\$1,352.18	\$1,352.18	12/16/2011
CD08PFC	2326	2010-15	UPARC Facility Acquisition/Boarding Studios	Completed	01	03/13/12	\$300,000.00	\$300,000.00	03/14/2012
CD08PFC	2312	2010-14	GRA-Y Operations	Completed	05	03/17/11	\$226,000.00	\$226,000.00	09/24/2011
CD08PFC	2352	2011-16	Continuum of Care Match - Homeless	Completed	05D	05/21/12	\$140,000.00	\$140,000.00	12/20/2012
CD08PFC	2356	2011-14	Darvillie Neighborhood Revitalization Area Acquisitions	Completed	01	05/24/12	\$15,639.04	\$15,639.04	12/20/2012
CD08PFC	2341	2011-14	PARC Barker Villa Group Home Rehabilitation	Completed	08B	05/21/12	\$99,620.00	\$99,620.00	07/07/2012
CD08PFC	2346	2011-14	PARC Curry Villa Group Home Rehab	Completed	08B	05/21/12	\$77,559.00	\$77,559.00	07/07/2012
CD08PFC	2347	2011-14	PRHMS Facility Rehabilitation	Completed	03	05/21/12	\$55,820.00	\$55,820.00	06/14/2012
CD08PFC	2349	2011-14	Pinellas Park Park Sidewalk/Streetscape	Completed	03L	05/21/12	\$150,000.00	\$150,000.00	10/26/2012
CD08C0R2	2344	2011-14	R Club Child Care Center Pinellas Park Rehabilitation	Completed	08B	05/21/12	\$97,180.00	\$97,180.00	12/22/2012
CD08C0R2	2343	2011-14	R Club Child Care Center Tarpon Springs Rehabilitation	Completed	08B	05/21/12	\$97,957.83	\$97,957.83	09/27/2012
CD08PFC	2351	2011-14	Safety Harbor CRA park Design & Construction	Completed	03F	05/21/12	\$195,000.00	\$195,000.00	10/26/2012
CD08PFC	2353	2011-14	Ornel Center Operation	Completed	05	05/21/12	\$275,000.00	\$275,000.00	08/27/2012
CD08PFC	2373	2011-13	Ornel Center Scooting Tower Rehabilitation	Completed	08	07/06/12	\$22,743.00	\$22,743.00	09/27/2012
CD08A0M1	2402	2012-18	CDBG Administration	Completed	21A	01/24/13	\$465,708.18	\$465,708.18	11/27/2013
CD08A0M1	2457	2013-18	0630224CDBG Administration						

U.S. DEPARTMENT OF HOUSING AND URBAN DEVELOPMENT
OFFICE OF COMMUNITY PLANNING AND DEVELOPMENT
PR08 - Grantee
Summary Activity
Report

DATE: 12/29/2014

DEPARTMENT OF TIME: 12:32:06 PM

PAGE: 14/17

IDIS

Grantee Activity Name	DBS Activity ID	Pgm Yr	Activity Name	Act Stat	Matrix Code	Initial Funding Date	Funded Amount	Drawn Amount	Last Draw Date
CD0AD413	698	1996-35	ADA - YVICA VILLAGE CENTER	Completed	03	10/01/98	\$8,651.80	\$8,651.80	09/17/1999
CD0AD414	735	1996-35	ADA - INDIAN SHORES POLICE DEPT	Completed	03	10/01/98	\$4,445.00	\$4,445.00	11/16/1999
CD0AD415	1152	1996-35	CHRISTOPHER CENTER	Completed	03B	06/27/01	\$10,000.00	\$10,000.00	06/28/2001
CD0AD416	806	1996-35	ADA - ABILITIES	Completed	03	04/07/00	\$9,373.73	\$9,373.73	07/13/2000
CD0AD417	840	1996-35	ADA - GCCC - 407 S ARCTURUS AVE	Completed	03	06/26/00	\$4,987.50	\$4,987.50	07/13/2000
CD0AD418	738	1996-35	ADA - STERLING CENTER	Completed	03	10/01/98	\$887.01	\$887.01	11/13/1999
CD0AD419	802	1996-35	ADA - LEAN PARK	Completed	03	06/27/00	\$10,000.00	\$10,000.00	07/13/2000
CD0AD420	850	1996-35	ADA - GCCC - 14041 ICOT BLVD	Completed	03	06/26/00	\$4,987.50	\$4,987.50	07/13/2000
CD0AD421	1299	1996-35	ADA - UNION ACADEMY RESTROOMS	Completed	03	03/04/02	\$10,000.00	\$10,000.00	03/16/2002
CD0AD422	851	1996-35	ADA - INDIAN SHORES TOWN HALL PA SYSTEM	Completed	03	06/27/00	\$4,000.00	\$4,000.00	07/13/2000
CD0AD423	1079	1996-35	ADA - DOUGLAS AND MAN	Completed	03	02/06/01	\$3,391.06	\$3,391.06	02/28/2001
CD0AD424	1191	1996-35	ADA-HISTORICAL MUSEUM - CD0AD424	Completed	03	08/31/01	\$10,000.00	\$10,000.00	09/01/2001
CD0AD425	880	1996-35	ADA - YVICA POOL LIFT	Completed	03	06/28/00	\$4,013.30	\$4,013.30	07/13/2000
CD0AD426	1154	1996-35	ADA - BLEACHER RAMPS	Completed	03B	05/25/01	\$10,000.00	\$10,000.00	05/26/2001
CD0AD427	1231	1996-35	ADA - BARDMOOR YVICA	Completed	03	12/26/01	\$6,656.50	\$6,656.50	12/28/2001
CD0AD430	1435	1996-35	ADA - DAVIS FIELD PLAYGROUND - P.P.	Completed	03	10/10/02	\$7,552.11	\$7,552.11	10/22/2002
CD0AD431	1506	1996-35	ADA - DORSETT PARK TARPON SPRINGS	Completed	03	02/17/03	\$10,000.00	\$10,000.00	04/22/2003
CD0AD432	1448	1996-35	ADA - REDMOND SHORES FIRE DISTRICT	Completed	03	07/13/03	\$7,000.00	\$10,000.00	07/12/2003
CD0AD433	1473	1996-35	ADA - CARBON & SHAKING CENTER	Completed	03	01/27/03	\$3,182.00	\$3,182.00	05/01/2003
CD0AD434	1534	1996-35	ADA - HELEN HOWARTH PARK	Completed	03	04/25/03	\$8,820.00	\$8,820.00	05/01/2003
CD0AD435	1584	1996-35	ADA - REDMOND SHORES PLAYGROUND	Completed	03B	10/05/03	\$10,000.00	\$10,000.00	10/16/2003
CD0AD436	1771	1996-35	ADA - REDMOND SHORES CITY HALL	Completed	03	09/03/04	\$10,000.00	\$10,000.00	09/10/2004
CD0AH4C	191	1996-35	AFORDABLE LIVING MAGAZINE	Completed	05	10/01/96	\$8,321.85	\$8,321.85	10/21/1997
CD0CASA	205	1996-30	CASA MANORS	Completed	03C	10/01/96	\$97,500.00	\$97,500.00	03/17/1998
CD0CH4A	238	1996-35	CHP - CONSTRUCTION	Completed	03C	10/01/96	\$325,000.00	\$325,000.00	02/18/1998
CD0CH4D	249	1996-35	CHCO OPERATIONS - CHAF	Completed	21A	10/01/96	\$24,464.57	\$24,464.57	10/22/1997
CD0CSCF	192	1996-30	CHP HOUSING ASSISTANCE & HOMEBUYER TRAIN	Completed	05	10/01/96	\$41,588.00	\$41,588.00	10/22/1997
CD0CN	196	1996-30	CLAREN STREETSCAPE AND PARKING	Completed	03	10/01/96	\$160,000.00	\$160,000.00	04/28/1998
CD0DNV1	809	1998-35	DANVILLE AREA INFRASTRUCTURE PH1	Completed	03K	04/07/00	\$303,218.86	\$303,218.86	11/02/2001
CD0EAP CD0DFP2	196	1996-30	GULFPORT STREETSCAPE	Completed	03	10/01/96	\$270,000.00	\$270,000.00	09/01/1998
CD0EHTS	194	1996-35	HATS AIR CONDITIONING	Completed	14C	10/01/96	\$160,000.00	\$160,000.00	09/01/1998
CD0EHTS1	201	1996-35	HARTLEY HOUSE	Completed	18B	10/01/96	\$194,043.31	\$194,043.31	11/21/1998
CD0EHTS2	203	1996-35	PATRONS INN	Completed	18B	10/01/96	\$463,132.74	\$463,132.74	08/02/2001
CD0EHR8	197	1996-30	INDIAN ROCKS BEACH STREETSCAPE	Completed	03	10/01/96	\$100,000.00	\$100,000.00	10/21/1997
CD0EHR8	198	1996-30	OWN CENTER SERVICES	Completed	05	10/01/96	\$84,899.54	\$84,899.54	10/22/1997
CD0ELRN 11	193	1996-31	LEDAMIAN FIRE HYDRANT AND WATER LINE	Completed	03J	10/01/96	\$73,828.00	\$73,828.00	06/10/1998
CD0EM6	210	1996-34	MUSTARD SEED TURNING POINT OPERATIONS	Completed	05		\$0.00	\$0.00	
CD0EOM4	199	1996-30	OLDMAN STREETSCAPE	Completed	03	10/01/96	\$160,000.00	\$160,000.00	03/17/1998
CD0EPCUL	202	1996-30	OWN CENTER IMPROVEMENTS	Completed	03F	10/01/96	\$57,738.85	\$57,738.85	04/29/1998
CD0EPCU	211	1996-30	CHORE SERVICES	Completed	05A	10/01/96	\$10,000.00	\$10,000.00	06/03/1997
CD0EPP	212	1996-37	SENIOR CENTER ANNEX IMPROVEMENTS	Completed	03A	10/01/96	\$150,000.00	\$150,000.00	03/24/1998
CD0ESEA	216	1996-30	NATIONAL LIVING PROGRAM	Completed	03C	10/01/96	\$18,337.09	\$18,337.09	11/21/1997
CD0ESH1	203	1996-37	SAFETY HARBOR ETH LANE PARKING	Completed	03	10/01/96	\$24,000.00	\$24,000.00	12/24/1997
CD0EHS2	204	1996-35	SAFETY HARBOR STREETSCAPE, PHASE II	Completed	03	10/01/96	\$23,200.00	\$23,200.00	09/01/1998
CD0EHP2	518	1997-31	CHP - HB BEACH COTTAGE FLORET	Completed	14E	10/01/96	\$3,139.30	\$3,139.30	03/28/1999
CD0EFP03	536	1997-31	CHP - SOUTHERN PALM SHOP	Completed	14E	10/01/96	\$4,000.00	\$4,000.00	03/03/1999
CD0EFP04	688	1997-31	CHP - PRIVACY ELECTRONICS	Completed	14E	10/01/96	\$3,000.00	\$3,000.00	07/23/1999
CD0EFP05	654	1997-31	CHP - STUFFED MUSHROOM	Completed	14E	10/01/98	\$3,000.00	\$3,000.00	07/23/1999
CD0EFP06	566	1997-31	CHP - CUBS JEWELRY	Completed	14E	10/01/98	\$4,000.00	\$4,000.00	03/17/1999
CD0EFP08	639	1999-31	CHP - AUTO REPAIR GAR	Completed	14E	09/25/00	\$4,000.00	\$4,000.00	09/27/2000
CD0EFP09	612	1999-31	CHP - RETAIL OFFICE SH	Completed	14E	04/07/00	\$3,000.00	\$3,000.00	04/11/2000
CD0EFP10	739	1997-31	CHP - RETAIL BUSINESS	Completed	14E	10/01/96	\$2,000.00	\$2,000.00	11/13/1999
CD0EFP11	734	1997-31	CHP - CHIROPRATIC OFFICE	Completed	14E	10/01/98	\$5,000.00	\$5,000.00	11/13/1999
CD0EFP13	801	1999-31	CHP - DRAKE APTS UNIT A	Completed	14E	04/06/00	\$2,000.00	\$2,000.00	04/11/2000
CD0EFP14	800	1999-31	CHP - DRAKE APTS UNIT B	Completed	14E	04/06/00	\$2,000.00	\$2,000.00	04/11/2000
CD0EFP15	802	1999-31	CHP - DRAKE APTS UNIT C	Completed	14E	04/06/00	\$2,000.00	\$2,000.00	04/11/2000
CD0EFP16	840	1999-31	CHP - HELLY'S RESTAURANT	Completed	14E	08/25/00	\$2,000.00	\$2,000.00	09/27/2000
CD0EFP17	763	1999-31	CHP - CAFETERIA/MAIN MAIN EAT	Completed	14E	10/01/99	\$2,860.00	\$2,860.00	02/08/2000
CD0EFP18	870	1999-31	CHP - INDEX OUT OPT INC.	Completed	14E	01/26/01	\$3,000.00	\$3,000.00	07/13/2000
CD0EFP19	808	1999-31	CHP - TAYLOR ARCADE	Completed	14E	04/07/00	\$1,016.20	\$1,016.20	04/11/2000
CD0EFP20	1038	1999-31	CHP - MEDICAL SERVICES	Completed	14	07/16/01	\$3,000.00	\$3,000.00	09/01/2001
CD0EFP21	811	1999-31	CHP - ROCK CUB	Completed	14E	04/07/00	\$1,440.00	\$1,440.00	04/11/2000
CD0EFP22	1037	1999-31	CHP - HARR SALON	Completed	14E	01/16/01	\$3,000.00	\$3,000.00	01/16/2001
CD0EFP23	861	1999-31	CHP - CAFFE ALFRESCO	Completed	14E	06/26/00	\$2,700.00	\$2,700.00	07/13/2000
CD0EFP24	1035	1999-31	CHP - ART GALLERY	Completed	14E	01/16/01	\$5,000.00	\$5,000.00	01/16/2001
CD0EFP26	807	1999-31	CHP - RESTAURANT/ITAL	Completed	14E	04/06/00	\$4,000.00	\$4,000.00	07/13/2000
CD0EFCF	417	1997-31	CSF HOUSING ASSIST & HOME BUYER TRAINING	Completed	05	10/01/97	\$22,646.00	\$22,646.00	11/21/1998
CD0FTN	553	1998-35	DUNEDIN STREETSCAPE	Completed	03	10/01/98	\$300,000.00	\$300,000.00	07/13/2000
CD0FTVH1	454	1997-31	PAINT PROGRAM - DANVILLE	Completed	05	10/01/97	\$97,817	\$97,817	09/27/2000
CD0FTVH2	452	1997-31	FAMILY RESOURCES - COMMUNITY VOICE MAIL	Completed	05	10/01/97	\$48,527.70	\$48,527.70	06/03/1999
CD0FTVH3	407	1997-31	GULFPORT COMMUNITY CENTER RENOVATION	Completed	03	10/01/97	\$300,000.00	\$300,000.00	09/01/1998
CD0FTVH4	581	1997-31	HIS - ED C LABRIQUE CPA	Completed	18B	10/01/98	\$30,000.00	\$30,000.00	03/17/1999
CD0FTVH5	1188	1996-35	PATRONS INN	Cancelled	18B	08/21/01	\$0.00	\$0.00	
CD0FTVH6	477	1997-31	HEAD START AT RAINBOW	Completed	03	10/01/97	\$6,675.54	\$6,675.54	09/01/1998
CD0FTVGN	460	1997-31	PLAN - INDIAN SHORES VILLAGE DESIGN	Completed	20	10/01/97	\$1,388.00	\$1,388.00	09/01/1998
CD0FTVH7	404	1997-31	COMPREHENSIVE FAMILY SERVICES PROGRAM	Completed	05	10/01/97	\$100,054.37	\$100,054.37	11/21/1998
CD0FTVPC	463	1997-31	POC - CHORE SERVICES	Completed	05	10/01/97	\$14,947.00	\$14,947.00	06/10/1998
CD0FTVPCGN CD0BFWF	148	1997-30	RODGEEST COMMUNITY CENTER	Completed	03E	10/01/97	\$165,511.10	\$165,511.10	10/16/2002
CD0FTVCM4	429	1997-31	SUNCOAST CENTER FOR MENTAL HEALTH	Completed	03	10/01/97	\$100,000.00	\$100,000.00	09/01/1998
CD0FTSEF	399	1997-31	SUNCOAST ELLIPSE FOUNDATION RENOVATION	Completed	03	10/01/97	\$15,000.00	\$15,000.00	03/17/1998
CD0FTSH	732	1998-31	SAFETY HARBOR - STREETSCAPE	Completed	03	10/01/98	\$100,000.00	\$100,000.00	04/11/2000
CD0FTTP	400	1997-31	TURNING POINT OPERATIONS - MUSTARD SEED	Completed	05	10/01/97	\$80,000.00	\$80,000.00	11/21/1998
CD0FTVH1	396	1997-31	WINDTREE PAINT PROGRAM	Completed	03	10/01/97	\$7,087.67	\$7,087.67	09/27/2000
CD0FTVTA01	421	1997-31	WINDTREE CONSULTING	Completed	03B	10/01/97	\$10,220.00	\$10,220.00	04/28/1998
CD0FTVTA02	393	1997-31	YVICA ACQUISITION - 5380 BANDO	Completed	03	10/01/97	\$63,871.92	\$63,871.92	06/10/1998
CD0FTVTA03	384	1997-31	YVICA ACQUISITION - 1571 WINDTREE DR.	Completed	03	10/01/97	\$1,474.78	\$1,474.78	03/24/1998
CD0FTVTA04	395	1997-31	YVICA ACQUISITION - 1585 WINDTREE DR.	Completed	03	10/01/97	\$114,908.88	\$114,908.88	04/29/1998
CD0FTVTA05	496	1997-31	YVICA IMPROVEMENTS	Completed	03	10/01/97	\$48,558.00	\$48,558.00	09/01/1998
CD0BASP4	526	1998-10	ASAP - PURCHASE AND REHAB	Completed	03	10/01/98	\$30,800.00	\$30,800.00	11/13/1999
CD0BCHAF	746	1998-31	CHAF - 107TH STREET HALL	Completed	03	10/01/98	\$50,000.00	\$50,000.00	02/08/2000
CD0BCHP	510	1998-35	CLW HMELESS INTERV PROJ - OPERATIONS	Completed	05	10/01/98	\$74,956.93	\$74,956.93	11/13/1999
CD0BSCF	512	1998-35	COMMUNITY SERVICE FOUND - CENT HENG SERV	Completed	05	10/01/98	\$49,117.00	\$49,117.00	11/13/1999
CD0BSEH1	534	1998-31	DEMO - 495 4RD AVE N, PK	Completed	04	10/01/98	\$5,000.00	\$5,000.00	03/03/1999
CD0BSEH2	556	1998-31	DEMO - 1188 LAMERTON RD, LARGO	Completed	04	10/01/98	\$5,543.10	\$5,543.10	03/17/1999
CD0BSEH3	655	1998-31	DEMO - 6365 81ST AVE N, PK	Completed	04	10/01/98	\$2,475.69	\$2,475.69	03/03/1999
CD0BSEH4	597	1998-31	DEMO - 3900 53RD AVE N	Completed	04	10/01/98	\$3,070.72	\$3,070.72	05/28/1999
CD0BSEH5	548	1998-31	DEMO - 1911 W WINDPINE PINES DR, IND SH	Completed	04	10/01/98	\$5,000.00	\$5,000.00	03/17/1999
CD0BSEH6	550	1998-31	DEMO - 1722 THOMPSON AVE, CLW	Completed	04	10/01/98	\$2,497.99	\$2,497.99	03/17/1999
CD0BSEH7	560	1998-31	DEMO - 2311 WILLIAMS RD	Completed	04	10/01/98	\$3,279.12	\$3,279.12	07/23/1999
CD0BSEH8	572	1998-31	DEMO - 1504 WINDTREE DR	Completed	04	10/01/98	\$4,157.14	\$4,157.14	06/03/1999
CD0BSEH9	573	1998-31	DEMO - 1541 WILCOX RD	Completed	04	10/01/98	\$3,793.88	\$3,793.88	03/17/1999
CD0BSEH10	618	1998-31	DEMO - 1513 WINDTREE DR	Completed	04	10/01/98	\$7,466.49	\$7,466.49	06/03/1999
CD0BSEH11	673	1998-31	DEMO - 633 LEVIE AVE, TB	Completed	04	07/			

U.S. DATE: 12/29/2014
DEPARTMENT OF TIME: 12:32:06 PM
HOUSING AND PAGE: 15/17
URBAN
DEVELOPMENT
OFFICE OF
COMMUNITY
PLANNING AND
DEVELOPMENT
PR08 - Grantee
Summary Activity
Report

IDIS

Grantee Activity Number	DBS Activity ID	Pgm Yr	Activity Name	Act Sta	Matrix Code	Initial Funding Date	Funded Amount	Drawn Amount	Date of Last Draw
C08CF003	916	1999	CFF - GRAPHIC DESIGN STUDIO	Completed	14E	07/24/00	\$4,000.00	\$4,000.00	07/29/2000
C08CF004	1132	1999	CFF - ON THE AVENUE	Completed	14E	05/25/01	\$3,000.00	\$3,000.00	05/30/2001
C08CF005	1131	1999	CFF - CREATIVE THOUGHTS	Completed	14E	05/25/01	\$3,000.00	\$3,000.00	05/30/2001
C08CF006	973	1999	CFF - LEARNING ZONE	Completed	14E	11/19/00	\$5,000.00	\$5,000.00	11/14/2000
C08CF008	1185	1999	CFF-OCULUS BUILDING	Completed	14E	08/21/01	\$746.50	\$746.50	08/22/2001
C08CF009	1698	1999	CFF 809 MAIN ST	Completed	04	03/16/04	\$4,000.00	\$4,000.00	03/19/2004
C08CF010	1151	1999	CFF - GREGORY'S SALON	Completed	14E	06/27/01	\$3,500.18	\$3,500.18	06/28/2001
C08CF011	1112	1999	CFF - BLUEHEDGE MOTEL	Completed	14E	04/28/01	\$2,000.00	\$2,000.00	05/01/2001
C08CF013	1111	1999	CFF - FOREVER FLORIDA	Completed	14E	04/28/01	\$4,000.00	\$4,000.00	05/01/2001
C08CF014	1157	1999	CFF - BLACK PEARL	Completed	14E	06/27/01	\$725.00	\$725.00	06/28/2001
C08CF015	1072	1999	CFF - HELLSESS CENTER	Completed	14E	02/01/01	\$4,000.00	\$4,000.00	02/03/2001
C08CF019	1315	1999	C08CF019 - 737 MAIN STREET	Completed	14E	04/08/02	\$5,000.00	\$5,000.00	04/11/2002
C08CF020	1133	1999	CFF - RETAIL SHOPS 715-737 BROADWAY	Completed	14E	05/25/01	\$1,467.50	\$1,467.50	05/30/2001
C08CF021	1160	1999	CFF - 360 SCOTLAND	Completed	14E	07/01/01	\$3,300.00	\$3,300.00	12/28/2001
C08CF022	1161	1999	CFF - RETAIL 362 SCOTLAND	Completed	14E	07/01/01	\$3,000.00	\$3,000.00	12/28/2001
C08CF023	1162	1999	CFF - RETAIL 364 SCOTLAND	Completed	14E	07/01/01	\$2,000.00	\$2,000.00	12/28/2001
C08CF024	1302	1999	C08CF024 - GAYTON	Completed	14E	09/25/01	\$2,084.07	\$2,084.07	12/28/2001
C08CF025	1207	1999	C08CF025 - DOUGLAS WALLACE	Completed	14E	10/18/01	\$2,880.75	\$2,880.75	11/02/2001
C08CF026	1215	1999	C08CF026 - KILCONNER	Cancelled	14E	12/03/01	\$0.00	\$0.00	
C08CF027	1262	1999	C08CF027 - TERESA, 915 MAIN ST	Completed	14E	01/03/02	\$2,000.00	\$2,000.00	01/09/2002
C08CF028	1465	1999	C08CF028 - IRIS AND IVY	Completed	14E	01/14/03	\$1,612.25	\$1,612.25	01/17/2003
C08CF029	1361	1999	C08CF029 - 636 SKINNER BLVD	Completed	14E	05/29/02	\$3,000.00	\$3,000.00	05/30/2002
C08CF030	1218	1999	C08CF030 - SHAPIRO	Completed	14E	12/03/01	\$2,000.00	\$2,000.00	12/28/2001
C08CF032	1103	1999	CFF - PHILLIPS	Completed	14E	08/31/01	\$2,998.50	\$2,998.50	12/28/2001
C08CF033	1197	1999	CFF - JEFF MOORE	Completed	14E	08/07/01	\$3,000.00	\$3,000.00	08/16/2001
C08CF034	1275	1999	C08CF034 - 1089 DULF BLVD	Completed	14E	02/06/02	\$1,448.00	\$1,448.00	03/08/2002
C08CF035	1241	1999	C08CF035 - BENJAMIN BOXAY'S	Completed	14E	12/27/01	\$3,801.85	\$3,801.85	01/04/2002
C08CF036	1230	1999	C08CF036 - CFF - STRATHEE	Completed	14E	12/29/01	\$4,000.00	\$4,000.00	12/31/2001
C08CF037	759	1999	40 COMM SERV FOUND - CENT HENG SERV	Completed	05	10/01/99	\$41,951.00	\$41,951.00	11/14/2000
C08CF038	877	1999	DEMO - NE CORNER OF DROSE AND HARRISON	Completed	04	07/06/00	\$3,988.07	\$3,988.07	07/13/2000
C08CF039	875	1999	DEMO - 635 LEVIE AVE	Completed	04	07/06/00	\$2,761.10	\$2,761.10	07/13/2000
C08CF040	869	1999	DEMO - 371 MAIN ST, DN	Completed	04	11/19/00	\$4,000.00	\$4,000.00	11/14/2000
C08CF041	923	1999	DEMO - 208 E ORANGE ST	Completed	04	09/23/00	\$5,517.33	\$5,517.33	09/27/2000
C08CF045	1163	1999	DEMO - 1919 2ND STR, ES	Completed	04	07/01/01	\$5,000.00	\$5,000.00	07/24/2001
C08CF046	937	1999	DEMO - 258 SCOTLAND ST, DN	Completed	04	09/25/00	\$5,000.00	\$5,000.00	09/27/2000
C08CF047	938	1999	DANVILLE/RODGEEST AREA CLEANUP	Completed	04	09/25/00	\$6,124.00	\$6,124.00	09/27/2000
C08CF048	1023	1999	DEMO - 13071 119TH ST, N	Completed	04	01/16/01	\$4,969.94	\$4,969.94	01/19/2001
C08CF049	1055	1999	DEMO - 111 CHESTNUT DR, SH	Completed	04	01/17/01	\$4,969.93	\$4,969.93	01/20/2001
C08CF050	1021	1999	DEMO - 612 LINCOLN AV., TS	Completed	04	01/16/01	\$2,841.45	\$2,841.45	01/19/2001
C08CF051	1022	1999	DEMO - 718 NORTH AV., TS	Completed	04	01/16/01	\$4,984.98	\$4,984.98	01/19/2001
C08CF052	1020	1999	DEMO - 5145 8TH AV, N, PPK	Completed	04	01/16/01	\$3,926.42	\$3,926.42	02/28/2001
C08CF053	1420	1999	DEMO - 526 SOUTH LINCOLN AVENUE	Completed	14E	12/01/02	\$1,078.98	\$1,078.98	10/30/2002
C08CF054	1077	1999	HIGHPOINT STORAGE BUILDING	Completed	14E	02/27/01	\$2,411.70	\$2,411.70	02/28/2001
C08CF055	1097	1999	DEMO - 13277 OAK ST, DANVILLE	Completed	04	03/23/01	\$4,838.58	\$4,838.58	05/01/2001
C08CF056	1088	1999	DEMO - 13302 OAK ST, DANVILLE	Completed	04	03/23/01	\$5,451.18	\$5,451.18	05/01/2001
C08CF058	1348	1999	DEMO - 434, 434 12 & 440 SKINNER BLVD	Completed	04	05/15/02	\$4,969.88	\$4,969.88	06/04/2002
C08CF059	1102	1999	CLEARANCE FOR LOT	Completed	04	04/21/01	\$4,989.72	\$4,989.72	05/03/2001
C08CF060	1184	1999	DEMO - 12717 132ND AVE	Completed	04	08/21/01	\$2,361.46	\$2,361.46	08/22/2001
C08CF061	1342	1999	DEMO - 607 VIRGINIA ST	Completed	04	12/27/01	\$3,297.98	\$3,297.98	01/04/2002
C08CF062	1198	1999	DEMO - 5202315 SKINNER BLVD	Completed	04	01/14/01	\$4,565.41	\$4,565.41	08/15/2001
C08CF063	1208	1999	DEMO - 12717-132 AVE N	Completed	04	09/28/01	\$4,969.92	\$4,969.92	10/30/2001
C08CF064	1172	1999	DEMO/215 S. GRIFFIN ST, TS	Completed	04	07/01/01	\$2,794.48	\$2,794.48	07/04/2001
C08CF065	1173	1999	DEMO/128 E LIME ST, TS	Completed	04	07/01/01	\$3,724.59	\$3,724.59	07/24/2001
C08CF066	1194	1999	E. L. THEVENIN, INC. - ACCORDS	Completed	04	01/16/01	\$4,587.44	\$4,587.44	01/28/2001
C08CF067	1227	1999	C08CF067 - TREVENA	Completed	04	12/26/01	\$3,773.23	\$3,773.23	12/28/2001
C08CF068	869	1999	CITY OF DUNDEN STREETScape	Completed	03	06/28/00	\$200,000.00	\$200,000.00	05/01/2001
C08CF069	794	1999	DANE NEWS/DEP CORP - FOR SAL AND OPER	Completed	05	05/01/99	\$70,571.21	\$70,571.21	11/14/2000
C08CF070	810	1999	DANVILLE AREA PHO FOND AND ADVENTURES	Completed	03	04/07/00	\$149,529.50	\$149,529.50	04/12/2003
C08CF071	752	1999	RODGEEST OWN CTR RECREATION PROG	Completed	05	01/01/99	\$19,839.16	\$19,839.16	11/14/2000
C08CF072	848	1999	GRN NEWS LETTER DISTRIBUTION	Completed	05	06/26/00	\$2,000.00	\$2,000.00	11/14/2000
C08CF073	796	1999	10 HOME BUYER'S CLUB	Completed	05	04/06/00	\$43,000.00	\$43,000.00	07/13/2000
C08CF074	1113	1999	HPT COMMUNITY BUILDING	Completed	03	04/08/01	\$75,000.00	\$75,000.00	08/01/2001
C08CF075	747	1999	HIGH POINT NEIGHBORS - OPERATIONS	Completed	05	10/01/99	\$12,000.00	\$12,000.00	09/27/2000
C08CF076	1314	1999	C08CF076 - BUNCAST FAMILY Y MCAUS	Completed	03	04/06/02	\$108,658.62	\$108,658.62	07/12/2002
C08CF077	822	1999	SINGLE FAMILY HOUSING DELIVERY COSTS	Completed	14A	07/28/00	\$50,888.05	\$50,888.05	09/27/2000
C08CF078	836	1999	HELP FOR THE MARGED AND BLANKETS	Completed	05	04/15/00	\$4,984.15	\$4,984.15	04/16/2000
C08CF079	1092	1999	MANDER BEACH STREETScape	Completed	03	03/19/01	\$300,000.00	\$300,000.00	03/24/2001
C08CF080	760	1999	MUSTARD SEED - SALARIES	Completed	03/7	10/01/99	\$2,367.88	\$2,367.88	11/14/2000
C08CF081	766	1999	PHILLAS CARES - VOICE MAIL	Completed	05	10/01/99	\$5,230.00	\$5,230.00	01/25/2001
C08CF082	1014	1999	PEMRE REHABILITATION	Completed	03	01/16/01	\$22,590.00	\$22,590.00	01/19/2001
C08CF083	604	1999	PHILLAS HOMESTAY PRO/LOAN PROCESSOR	Completed	0C	05/25/00	\$55,431.39	\$55,431.39	11/02/2001
C08CF084	774	1999	10 CHORE SERVICES BY PIN OPPORT COUNCIL	Completed	05	11/19/00	\$15,000.00	\$15,000.00	11/14/2000
C08CF085	1183	1999	CITY OF PHILLAS PARK - C08CF085	Completed	03	08/21/01	\$10,000.00	\$10,000.00	08/22/2001
C08CF086	836	1999	RODGEEST - STREETS OF LUMBER	Completed	0C	04/10/00	\$388,854.47	\$388,854.47	06/28/2001
C08CF087	864	1999	RODGEEST STREET LIGHTING	Completed	03	06/28/00	\$10,376.00	\$10,376.00	07/13/2000
C08CF088	1152	1999	3400 SAFETY HARBOR GARDEN	Completed	03	06/27/01	\$100,000.00	\$100,000.00	06/28/2001
C08CF089	865	1999	WORKING CAPITAL FLORIDA	Completed	05	04/07/00	\$44,200.00	\$44,200.00	11/14/2000
C08CF090	972	1999	YACA NANNY VILLAGE AFTER SCHOOL CARE	Completed	05	11/19/00	\$60,800.48	\$60,800.48	08/01/2001
C08CF091	1175	1999	10 N/A	Cancelled	03E	07/01/01	\$0.00	\$0.00	
C08CF092	938	1999	YACAMOM DESIGN FOR FIELDS	Completed	03	09/25/00	\$169,972.74	\$169,972.74	09/28/2001
C08CF093	138	1999	ACQUISITION OF LAND - DANVILLE	Completed	01	05/01/93	\$0.00	\$0.00	
C08CF094	391	1997	ACQUISITION - DANVILLE	Completed	01	10/01/97	\$2,168,648.10	\$2,168,648.10	11/27/2013
C08CF095	796	1999	12 CBG ADMINISTRATION BUDG	Completed	11A	10/01/99	\$855,070.20	\$855,070.20	11/14/2000
C08CF096	281	1996	14 FEASIBILITY/EMISC	Completed	14E		\$0.00	\$0.00	
C08CF097	415	1997	14 FEASIBILITY/EMISC	Completed	14E		\$7,827.20	\$7,827.20	08/01/1998
C08CF098	588	1996	14 FEASIBILITY/EMISC	Completed	14E	10/01/98	\$10,171.75	\$10,171.75	07/27/1999
C08CF099	250	1995	27 FIVE-45 DEMOLITION	Cancelled	22		\$0.00	\$0.00	
C08CF100	265	1996	14 CONTRACT SVCS - MISC SUN TRUST FEE	Completed	14A	10/01/96	\$12,623.85	\$12,623.85	10/27/1997
C08CF101	412	1996	14 CONTRACT SVCS - MISC SUNTRUST FEE FY1998	Completed	11A	10/01/97	\$19,992.58	\$19,992.58	11/21/1998
C08CF102	500	1998	14 CONTRACT SVCS - MISC FEE FY1999	Completed	21A	10/01/98	\$15,851.27	\$15,851.27	11/16/1999
C08CF103	789	1999	14 CONTRACT SVCS - MISC FEE 2000	Completed	21A	10/01/99	\$14,464.51	\$14,464.51	11/14/2000
C08CF104	1045	2000	14 CBG - PORTFOLIO ADMIN AND MISC FEE	Completed	21A	01/17/01	\$18,862.75	\$18,862.75	01/20/2001
C08CF105	1217	2001	14 CBG CONTRACT SVCS - MISC PORTFOLIO SV FEE	Completed	21A	12/01/01	\$10,163.62	\$10,163.62	10/22/2002
C08CF106	1444	2000	14 CBG CONTRACT SVCS - MISC PORTFOLIO SV FEE	Completed	21A	01/13/03	\$12,147.70	\$12,147.70	12/16/2003
C08CF107	413	1996	14 PORTFOLIO MANAGEMENT	Completed	21A	10/01/97	\$7,447.46	\$7,447.46	08/01/1998
C08CF108	502	1998	11 PORTFOLIO MANAGEMENT	Completed	21A	10/01/98	\$388.00	\$388.00	03/17/1999
C08CF109	1198	1998	11 PORTFOLIO MANAGEMENT	Completed	21A	08/31/01	\$2,857.50	\$2,857.50	11/02/2001
C08CF110	1071	2000	14 PORTFOLIO MANAGEMENT	Completed	21A	01/24/01	\$402.68	\$402.68	01/26/2001
C08CF111	1218	2001	14 CBG - REHAB DELIVERY PORTFOLIO MGMT	Completed	21A	12/26/01	\$6,825.15	\$6,825.15	10/30/2002
C08CF112	1443	2002	14 CBG - REHAB DELIVERY PORTFOLIO MGMT	Completed	21A	01/13/03	\$8,303.26	\$8,303.26	07/03/2003
C08CF113	297	1996	14 PORTFOLIO MANAGEMENT	Cancelled	14A		\$0.00	\$0.00	
C08CF114	256	1996	45 500 BLOCK - PHILLAS PARK	Cancelled	14E		\$0.00	\$0.00	
C08CF115	257	1996	45 APACHE FURNITURE - RODACK - PIN PARK	Cancelled	14E		\$0.00	\$0.00	
C08CF116	258	1996	45 ELLIS - PHILLAS PARK	Cancelled	14E	09/13/96	\$6,000.00	\$6,000.00	07/28/1997
C08CF117	259	1996	45 L CLARK - PHILLAS PARK	Cancelled	14E		\$0.00	\$0.00	
C08CF118	260	1996	45 TOUCHTON - PHILLAS PARK	Cancelled	14E		\$0.00	\$0.00	
C08CF119									

U.S. DATE: 12/29/2014
DEPARTMENT OF TIME: 12:32:06 PM
HOUSING AND PAGE: 16/17
URBAN
DEVELOPMENT
OFFICE OF
COMMUNITY
PLANNING AND
DEVELOPMENT
PR08 - Grantee
Summary Activity
Report

IDIS

Grantee Activity Number	DBS Activity ID	Pgm Yr	Activity Name	Act Stat	Matrix Code	Initial Funding Date	Funded Amount	Drawn Amount	Date of Last Draw
ES08HEP	1977	2005-17	HOMELESS EMERGENCY PROJECT OPERATIONS	Completed		07/12/08	\$33,572.00	\$33,572.00	07/13/2006
ES08HEP	1984	2005-17	HOMELESS EMERGENCY PROJECT REHAB	Completed		03/22/08	\$75,000.00	\$75,000.00	08/23/2006
ES08ADAN	2002	2006-18	PINELLAS COUNTY ESG ADMINISTRATION	Completed		12/04/08	\$6,717.75	\$6,717.75	08/18/2007
ES08HEP	2043	2006-17	HOMELESS EMERGENCY PROJECT OPERATIONS	Completed		06/07/07	\$1,468.98	\$1,468.98	11/30/2007
ES08CRSES	2044	2006-18	RCS GRACE HOUSE/HAVEN ESSENTIAL BVCS	Completed		06/07/07	\$26,805.93	\$26,805.93	03/16/2008
ES08CRSEB	2083	2006-18	RCS GRACE HOUSE/HAVEN ESSENTIAL BVCS	Completed		06/21/08	\$13,194.08	\$13,194.08	11/19/2008
ES08CRSEB	2041	2006-18	RCS - GRACE HOUSE/HAVEN MAINT & OPS	Completed		06/07/07	\$56,166.37	\$56,166.37	03/18/2008
ES08NCTP	2070	2007-1	ESG ADMINISTRATION	Completed		01/04/08	\$6,748.80	\$6,748.80	05/24/2008
ES08NCTP	2077	2007-18	WESTGATE GULFCOAST TURNING POINT SHELTER	Completed		03/03/08	\$128,229.00	\$128,229.00	11/18/2008
ES08ADAN	2114	2008-27	ESG ADMINISTRATION	Completed		01/21/09	\$6,686.00	\$6,686.00	07/09/2009
ES08NCTP	2120	2008-18	WESTGATE GULFCOAST TURNING POINT SHELTER	Completed		02/09/09	\$127,239.00	\$127,239.00	12/15/2009
ES08CHP	2217	2009-18	Clearwater Homeless Intervention Program	Completed		01/27/10	\$54,999.99	\$54,999.99	11/18/2010
ES08CRSGH	2216	2009-17	RCS Grace House Operations	Completed		01/27/10	\$34,478.00	\$34,478.00	11/18/2010
ES08NCTP	2215	2009-19	Westgate Gulf Coast Turning Point Shelter	Completed		01/27/10	\$38,550.00	\$38,550.00	08/30/2010
ES10HEP	2315	2010-15	HEP Utilities	Completed		03/18/11	\$94,397.03	\$94,397.03	12/16/2011
ES10CRSGH	2314	2010-19	RCS Grace House Salaries	Completed		03/18/11	\$21,654.80	\$21,654.80	12/16/2011
ES11ADAN	2342	2011-1	ESG11 Administration	Completed		09/26/12	\$15,295.58	\$15,295.58	10/26/2012
ES11ADAN	2403	2012-1	ESG11 Administration	Completed		01/24/13	\$17,382.80	\$17,382.80	11/27/2013
ES12PRVE	2333	2011-1	ESG11 Homeless Prevention	Completed		03/01/12	\$86,873.21	\$86,873.21	03/14/2014
ES12REHS	2428	2011-1	ESG11 Homeless Assistance/Rapid Rehousing	Completed		03/21/13	\$84,582.04	\$84,582.04	03/14/2014
ES11ADAN	2471	2013-1	ESG13 Administration	Open		09/24/14	\$13,075.00	\$4,475.00	09/26/2014
ES11HMS	2488	2013-1	ES13 HMS	Open		09/24/14	\$10,000.00	\$0.00	
ES12PRVE	2470	2013-1	ES13 Homelessness Prevention	Open		09/24/14	\$75,631.00	\$0.00	
ES12REHS	2469	2013-1	ES13 Rapid Re-Housing	Open		09/24/14	\$75,631.00	\$0.00	
ES08CASA	225	1995-17	CABA - SHELTER REHAB	Completed			\$0.00	\$0.00	
ES08GLE	222	1995-1	GULFCOAST LEGAL SERV- HOMELESS OUTREACH	Completed			\$0.00	\$0.00	
ES08HEP	224	1995-18	HOMELESS EMERGENCY PROJECT - UTILITIES	Completed			\$0.00	\$0.00	
ES08CRS	227	1995-18	RCS - FOOD PANTRY COOLER AND OPS	Completed			\$0.00	\$0.00	
ES08SBA	180	1995-14	HOMELESS INTERVENTION PROGRAM	Completed		10/01/95	\$1,901.07	\$1,901.07	06/13/1997
ES08SBA	223	1995-15	LACMA BUS TOURS	Completed			\$0.00	\$0.00	
ES08VYCA	226	1995-18	VYCA - LAZZARA SHELTER OPERATIONS	Completed			\$0.00	\$0.00	
ES08CASA	207	1996-13	CASA OPERATING COSTS	Completed		10/01/96	\$8,866.65	\$8,866.65	11/21/1997
ES08HEP	208	1996-13	HEP OPERATIONS	Completed		10/01/96	\$20,615.00	\$20,615.00	07/28/1997
ES08CRCS	213	1996-18	RCS OPERATIONS FOR EMERGENCY HOUSING	Completed		10/01/96	\$6,744.87	\$6,744.87	10/22/1997
ES08SBA	214	1996-18	SALVATION ARMY HOMELESS INTERVENTION	Completed		10/01/96	\$15,948.96	\$15,948.96	11/21/1997
ES08SBA	215	1996-18	HOMELESS INT PROGRAM SALARY	Completed		10/01/96	\$13,148.77	\$13,148.77	06/20/1997
ES08VYCA	248	1998-1	VYCA VIRGINIA LAZZARA SHELTER	Completed		10/01/96	\$17,425.00	\$17,425.00	11/21/1997
ES08HEP	423	1997-2	HOMELESS EMERGENCY PROJECT OPERATIONS	Completed		10/01/97	\$6,644.00	\$6,644.00	03/17/1998
ES08Q	424	1997-2	QUEST INN OPERATIONS	Completed		10/01/97	\$11,500.00	\$11,500.00	09/30/1998
ES08SACP	425	1997-2	SALVATION ARMY OPERATIONS	Completed			\$26,879.22	\$26,879.22	11/21/1998
ES08TSBY	426	1997-2	SALVATION ARMY SERVICES SHIP STAFF	Completed		10/01/97	\$26,220.78	\$26,220.78	11/21/1998
ES08VYCA	427	1997-2	VYCA OF TAMPA BAY OPERATIONS	Completed			\$12,100.00	\$12,100.00	08/28/1998
ES08VYCA	428	1997-2	VYCA OF TAMPA BAY SERVICES (STAFFING)	Completed			\$3,386.00	\$3,386.00	08/28/1998
ES08SACP	584	1998-1	ADV SHELTER ACT POLICY - OPERATIONS	Completed		10/01/98	\$2,200.00	\$2,200.00	06/03/1999
ES08SACP	627	1998-1	ADVOCATES FOR SHELTER ACTION POLICY	Completed		10/01/98	\$16,370.00	\$16,370.00	08/17/1999
ES08HEP	600	1998-1	HOMELESS EMERGENCY PROJ - OPERATIONS	Completed		10/01/98	\$27,533.00	\$27,533.00	11/13/1999
ES08Q	582	1998-1	QUEST INN OPERATIONS	Completed			\$17,034.00	\$17,034.00	11/13/1999
ES08CRS	583	1998-1	RELIG COMM SERV - GRACE HOUSE	Completed		10/01/98	\$23,033.00	\$23,033.00	11/13/1999
ES08VYCA1	705	1998-1	VYCA FAMILY VILLAGE - OPERATING	Completed		10/01/98	\$16,000.00	\$16,000.00	11/13/1999
ES08VYCA2	845	1998-1	VYCA FAMILY VILLAGE - SERVICES	Completed		10/01/98	\$23,230.00	\$23,230.00	08/17/1999
ES08CHP1	767	1999-1	CLV HOMELESS INTERV PROJ - OPERATING	Completed		10/01/99	\$17,822.74	\$17,822.74	11/14/2000
ES08CHP2	768	1999-1	CLV HOMELESS INTERV PROJ - SERVICES	Completed		10/01/99	\$17,105.00	\$17,105.00	08/27/2000
ES08HEP	814	1999-1	HOMELESS EMERG PROJ - OPERATIONS	Completed		04/07/00	\$25,000.00	\$25,000.00	09/27/2000
ES08Q	802	1999-1	QUEST INN OPERATING COSTS	Completed		07/07/00	\$15,000.00	\$15,000.00	11/14/2000
ES08CRCS	1028	1999-18	RCS THE HAVEN	Completed		01/16/01	\$13,573.00	\$13,573.00	01/19/2001
ES08VYCA	816	1999-1	VYCA FAMILY VILLAGE - SERVICES	Completed		04/07/00	\$16,600.00	\$16,600.00	11/14/2000
ES08VYCA1	815	1999-1	VYCA FAMILY VILLAGE - OPERATIONS	Completed			\$5,985.38	\$5,985.38	11/14/2000
ES08AD	787	1999-12	ESG ADMINISTRATION 9800	Completed	21A	10/01/99	\$6,000.00	\$6,000.00	07/29/2000
ES08ADAN	1171	2003-18	ESG ADMINISTRATION	Completed		05/17/04	\$6,300.00	\$6,300.00	07/12/2004
ES08HMS	2429	2011-1	ESG11 Data Collection HMS	Completed		03/21/13	\$7,377.00	\$7,377.00	11/27/2013
ES08CHP	1068	2000-1	PINELLAS CARES - VOICE MAIL SALARY	Completed		01/17/01	\$1,808.00	\$1,808.00	04/14/2002
FC-01	1773	2002-1	FC-01	Completed		02/27/04	\$68,744.47	\$68,744.47	06/28/2005
GRA PANT 0506	1927	2005-1	GRA PANT PROGRAM	Completed	1AA	01/13/06	\$4,644.81	\$4,644.81	06/25/2006
H03DM	1643	2003-12	ADMINISTRATION	Completed			\$206,404.08	\$206,404.08	10/01/2005
H03DM	2130	2008-27	HOME PLANNING/ADMINISTRATION	Completed		06/27/09	\$204,865.57	\$204,865.57	06/22/2010
H03ADAN	1208	2004-18	LARGO ADMINISTRATION - 0501	Completed		11/01/01	\$6,860.76	\$6,860.76	11/03/2001
H03HABL	1222	2001-71	H03HABL - JORDA - #596	Completed		12/20/01	\$12,925.00	\$12,925.00	12/21/2001
H03HABL	1290	2001-71	H03HABL - MILLAN - #579	Completed		02/18/02	\$34,960.00	\$34,960.00	03/01/2002
H03HABL	1301	2001-71	H03HABL - ROSENTHAL - #574	Completed		03/12/02	\$40,000.00	\$40,000.00	03/26/2002
H03HABL	1312	2001-71	H03HABL - TAGART - #573	Completed		04/02/02	\$42,500.00	\$42,500.00	04/11/2002
H03HABL	1370	2001-71	H03HABL - URSAN - #565	Completed		07/05/02	\$24,747.65	\$24,747.65	07/17/2002
H03HABL	1400	2001-71	H03HABL - WOLFF - #562	Completed		07/31/02	\$26,034.05	\$26,034.05	08/24/2002
H03HABL	1427	2001-71	H03HABL - WOLFF - #562	Completed		07/31/02	\$26,250.30	\$26,250.30	10/22/2002
H03HABL	1432	2001-71	H03HABL - WATERS - #561	Completed		01/16/03	\$28,769.80	\$28,769.80	01/17/2003
H03HABL	1562	2001-71	H03HABL - FEACOCK - #608	Completed		06/20/03	\$27,236.91	\$27,236.91	07/03/2003
H03HABL	1572	2001-71	H03HABL - TALBERT - #618	Completed		06/27/03	\$33,333.15	\$33,333.15	10/16/2003
H03HABL	1622	2002-2	SINGLE FAMILY REHAB	Completed		12/06/03	\$21,817.90	\$21,817.90	12/16/2003
H03HABL	1244	2001-69	HOME LARGO ADMINISTRATION - #102	Completed		01/07/02	\$2,464.21	\$2,464.21	10/22/2002
H03BOLEY	1280	2001-72	H03BOLEY - ADAMS - #574	Completed		02/11/02	\$40,000.00	\$40,000.00	04/11/2002
H03HABL	1245	2001-69	TRICC - PATZELT - #609	Completed		01/08/02	\$7,800.00	\$7,800.00	02/15/2002
H03HABL	1246	2001-69	TRICC - COCKIN - #570	Completed		01/08/02	\$6,800.00	\$6,800.00	02/15/2002
H03HABL	1247	2001-69	TRICC - CARONNA - #572	Completed		01/08/02	\$7,800.00	\$7,800.00	02/15/2002
H03HABL	1277	2001-69	TRICC - RAMOS - #575	Completed		02/11/02	\$7,800.00	\$7,800.00	02/15/2002
H03HABL	1278	2001-69	TRICC - CONNORS - #571	Completed		02/11/02	\$5,500.00	\$5,500.00	02/15/2002
H03HABL	1279	2001-69	TRICC - BROOKS - #572	Completed		02/11/02	\$7,800.00	\$7,800.00	02/15/2002
H03HABL	1281	2001-69	TRICC - LUZZI - #571	Completed		02/11/02	\$7,800.00	\$7,800.00	02/15/2002
H03HABL	1282	2001-69	TRICC - GIBSON - #574	Completed		02/11/02	\$6,360.00	\$6,360.00	02/15/2002
H03HABL	1284	2001-69	TRICC - ZUEHL - #571	Completed		02/22/02	\$7,800.00	\$7,800.00	03/01/2002
H03HABL	1285	2001-69	TRICC - FAIRLEY - #572	Completed		02/22/02	\$7,800.00	\$7,800.00	03/01/2002
H03HABL	1286	2001-69	TRICC - DAILY - #573	Completed		02/22/02	\$6,950.00	\$6,950.00	03/01/2002
H03HABL	1287	2001-69	TRICC - RASHTI - #575	Completed		02/22/02	\$7,800.00	\$7,800.00	03/01/2002
H03HABL	1288	2001-69	TRICC - CAMERY - #574	Completed		02/22/02	\$7,800.00	\$7,800.00	03/01/2002
H03HABL	1301	2001-69	TRICC - ROGERS - #576	Completed		03/12/02	\$7,800.00	\$7,800.00	03/26/2002
H03HABL	1302	2001-69	TRICC - KANDOV - #575	Completed		03/12/02	\$7,800.00	\$7,800.00	03/26/2002
H03HABL	1303	2001-69	TRICC - BRANKIN - #579	Completed		03/25/02	\$7,800.00	\$7,800.00	03/26/2002
H03HABL	1304	2001-69	TRICC - RAMOS - #575	Completed		03/25/02	\$7,550.00	\$7,550.00	03/26/2002
H03HABL	1305	2001-69	TRICC - HERNANDEZ - #572	Completed		03/25/02	\$7,500.00	\$7,500.00	03/26/2002
H03HABL	1306	2001-69	TRICC - CROWE - #578	Completed		03/25/02	\$7,800.00	\$7,800.00	03/26/2002
H03HABL	1317	2001-69	TRICC - BURR - #570	Completed		04/08/02	\$6,360.00	\$6,360.00	04/11/2002
H03HABL	1318	2001-69	TRICC - TROTT - #572	Completed		04/08/02	\$7,800.00	\$7,800.00	04/11/2002
H03HABL	1354	2001-69	TRICC - GRICE - #576	Completed		05/29/02	\$7,800.00	\$7,800.00	06/04/2002
H03HABL	1355	2001-69	TRICC - BELJAMAN - #577	Completed		05/29/02	\$7,800.00	\$7,800.00	06/04/2002
H03HABL	1356	2001-69	TRICC - BELANDIER - #578	Completed		05/29/02	\$7,800.00	\$7,800.00	06/04/2002
H03HABL	1357	2001-69	TRICC - MARONIC - #579	Completed		05/29/02	\$6,360.00	\$6,360.00	06/04/2002
H03HABL	1358	2001-69	TRICC - HARPER - #580	Completed		05/29/02	\$7,800.00	\$7,800.00	06/04/2002
H03HABL	1359	2001-69	TRICC - MOSCO - #581	Completed		05/30/02	\$5,525.00	\$5,525.00	06/04/2002
H03HABL	1360	2001-69	TRICC - SHERMAN - #582	Completed		05/30/02	\$7,800.00	\$7,800.00	06/04/2002
H03HABL	1361	2001-69	TRICC - SUTSMAN - #583	Completed		05/30/02	\$4,450.00	\$4,450.00	06/04/2002
H03HABL	1362	2001-69	TRICC - HOLME - #584	Completed		05/30/02	\$5,400.00	\$5,400.00	

U.S. DATE: 12/29/2014
DEPARTMENT OF TIME: 12:32:06 PM
HOUSING AND PAGE: 17/17
URBAN
DEVELOPMENT
OFFICE OF
COMMUNITY
PLANNING AND
DEVELOPMENT
PR08 - Grantee
Summary Activity
Report

IDIS

Grantee Activity Number	DBS Activity Number	Pgm Yr	Activity Name	Act Stat	Matrix Code	Initial Funding Date	Funded Amount	Drawn Amount	Last Draw Date
HMDLSPR	HMDLSPDL	1301	2001-09 HMDLSPDL - MCWHORTER - #5761	Completed		08/15/02	\$60,488.03	\$60,488.03	08/24/2002
		1321	2001-09 HMDLSPDL - KRENTZ - #5767	Completed		04/10/02	\$7,000.00	\$7,000.00	05/14/2002
		1322	2001-09 HMDLSPDL - SALANTINO - #5764	Completed		04/10/02	\$7,000.00	\$7,000.00	05/14/2002
		1323	2001-09 HMDLSPDL - DANIEL - #5765	Completed		04/10/02	\$7,000.00	\$7,000.00	05/14/2002
		1324	2001-09 HMDLSPDL - BUCHANANN - #5766	Completed		04/10/02	\$7,000.00	\$7,000.00	05/14/2002
		1325	2001-09 HMDLSPDL - BROWN - #5760	Completed		04/10/02	\$7,000.00	\$7,000.00	05/14/2002
		1326	2001-09 HMDLSPDL - THOMAS - #5768	Completed		04/10/02	\$7,000.00	\$7,000.00	05/14/2002
		1327	2001-09 HMDLSPDL - GAYNOR - #5778	Completed		04/10/02	\$7,000.00	\$7,000.00	05/14/2002
		1328	2001-09 HMDLSPDL - LONAKER - #5777	Completed		04/10/02	\$7,000.00	\$7,000.00	05/14/2002
		1329	2001-09 HMDLSPDL - BROOKS - #5776	Completed		04/10/02	\$7,000.00	\$7,000.00	05/14/2002
		1330	2001-09 HMDLSPDL - YURICH - #5769	Completed		04/10/02	\$7,000.00	\$7,000.00	05/14/2002
		1331	2001-09 HMDLSPDL - DIFED - #5772	Completed		04/10/02	\$7,000.00	\$7,000.00	05/14/2002
		1332	2001-09 HMDLSPDL - BOWEN - #5773	Completed		04/10/02	\$7,000.00	\$7,000.00	05/14/2002
		1333	2001-09 HMDLSPDL - SCHMIDT - #5757	Completed		04/10/02	\$7,000.00	\$7,000.00	05/14/2002
		1334	2001-09 HMDLSPDL - BRIDGEMAN - #5758	Completed		04/10/02	\$7,000.00	\$7,000.00	05/14/2002
HMDLRHD	HMDLRHDL	1335	2001-09 HMDLSPDL - CORNACIONE - #5728	Completed		04/11/02	\$7,000.00	\$7,000.00	05/14/2002
		1336	2001-09 HMDLSPDL - WEST - #5763	Completed		04/11/02	\$7,000.00	\$7,000.00	05/14/2002
		1337	2001-09 HMDLSPDL - SHUR - #5771	Completed		04/11/02	\$7,000.00	\$7,000.00	05/14/2002
		1338	2001-09 HMDLSPDL - STENER - #5771	Completed		04/11/02	\$7,000.00	\$7,000.00	05/14/2002
		1339	2001-70 HMDLRHD - CHAF - #5786	Completed		04/15/02	\$83,368.84	\$83,368.84	06/04/2002
		1402	2001-70 HMDLRHD - CHAF - #5866	Completed		08/19/02	\$189,315.64	\$189,315.64	08/24/2002
		1402	2002-3 TBCCD - FALCONER - #5937	Completed		01/18/03	\$5,300.00	\$5,300.00	01/17/2003
		1403	2002-3 TBCCD - RODRIGUEZ - #5938	Completed		01/18/03	\$7,800.00	\$7,800.00	01/17/2003
		1404	2002-3 TBCCD - JOHNSON - #5940	Completed		01/18/03	\$7,800.00	\$7,800.00	01/17/2003
		1405	2002-3 TBCCD - BARRIOS - #5950	Completed		02/14/03	\$4,600.00	\$4,600.00	07/03/2003
		1407	2002-3 TBCCD - OGDONRY - #5961	Completed		02/14/03	\$7,800.00	\$7,800.00	07/03/2003
		1408	2002-3 TBCCD - KROL - #5952	Completed		02/14/03	\$5,990.00	\$5,990.00	07/03/2003
		1409	2002-3 TBCCD - NELSON - #5953	Completed		02/14/03	\$7,250.00	\$7,250.00	07/03/2003
		1409	2002-3 TBCCD - CRUZ - #5954	Completed		02/14/03	\$7,800.00	\$7,800.00	07/03/2003
		1409	2002-3 TBCCD - GUERRERO - #5955	Completed		02/14/03	\$7,800.00	\$7,800.00	07/03/2003
HMDLDBA	HMDLDBAL	1407	2002-3 TBCCD - RUSSELL - #5956	Completed		02/14/03	\$7,400.00	\$7,400.00	07/03/2003
		1407	2002-3 TBCCD - RAMCHARTAR - #5957	Completed		02/14/03	\$7,800.00	\$7,800.00	07/03/2003
		1404	2002-3 TBCCD - BROWN - #5970	Completed		02/14/03	\$6,480.00	\$6,480.00	07/03/2003
		1405	2002-3 TBCCD - FITZPUPO - #5971	Completed		02/14/03	\$7,800.00	\$7,800.00	07/03/2003
		1406	2002-3 TBCCD - COLON - #5972	Completed		02/14/03	\$7,800.00	\$7,800.00	07/03/2003
		1407	2002-3 TBCCD - BELL - #5978	Completed		02/17/03	\$7,800.00	\$7,800.00	07/03/2003
		1408	2002-3 TBCCD - STEPHENS - #5979	Completed		02/17/03	\$7,800.00	\$7,800.00	07/03/2003
		1409	2002-3 TBCCD - CRUZ - #5980	Completed		02/17/03	\$7,800.00	\$7,800.00	07/03/2003
		1500	2002-3 TBCCD - CHEBIS - #5981	Completed		02/17/03	\$7,800.00	\$7,800.00	07/03/2003
		1501	2002-3 TBCCD - TIMMONS - #5982	Completed		02/17/03	\$7,800.00	\$7,800.00	07/03/2003
		1516	2002-3 TBCCD - HUTCHINSON - #5987	Completed		03/22/03	\$7,380.00	\$7,380.00	07/03/2003
		1517	2002-3 TBCCD - TAYLOR - #5998	Completed		03/22/03	\$7,800.00	\$7,800.00	07/03/2003
		1518	2002-3 TBCCD - SPALLER - #6012	Completed		03/22/03	\$7,800.00	\$7,800.00	07/03/2003
		1519	2002-3 TBCCD - ROQUEMORE - #6013	Completed		03/22/03	\$7,800.00	\$7,800.00	07/03/2003
		1520	2002-3 TBCCD - PAPPAL - #6014	Completed		03/22/03	\$6,500.00	\$6,500.00	07/03/2003
HMDLDBA	HMDLDBAL	1521	2002-3 TBCCD - RUSDO - #6015	Completed		03/22/03	\$7,800.00	\$7,800.00	07/03/2003
		1522	2002-3 TBCCD - ALONSO - #6016	Completed		03/22/03	\$7,800.00	\$7,800.00	07/03/2003
		1526	2002-3 TBCCD - REYNOLDS - #6027	Completed		05/06/03	\$7,800.00	\$7,800.00	07/03/2003
		1537	2002-3 TBCCD - JOHNSON - #6028	Completed		05/06/03	\$6,000.00	\$6,000.00	07/03/2003
		1538	2002-3 TBCCD - STECHER - #6038	Completed		05/06/03	\$6,110.00	\$6,110.00	07/03/2003
		1539	2002-3 TBCCD - SLAN - #6038	Completed		05/06/03	\$4,995.00	\$4,995.00	07/03/2003
		1540	2002-3 TBCCD - NAJIE - #6039	Completed		05/06/03	\$7,400.00	\$7,400.00	07/03/2003
		1541	2002-3 TBCCD - BOTTEMAH-BONDSU - #6040	Completed		05/06/03	\$7,100.00	\$7,100.00	07/03/2003
		1542	2002-3 TBCCD - SLODGE - #6050	Completed		05/15/03	\$7,800.00	\$7,800.00	07/03/2003
		1544	2002-3 TBCCD - FITZ - #6051	Completed		05/15/03	\$7,800.00	\$7,800.00	07/03/2003
		1545	2002-3 TBCCD - HUCK - #6052	Completed		05/15/03	\$7,800.00	\$7,800.00	07/03/2003
		1546	2002-3 TBCCD - FERRELL - #6053	Completed		05/15/03	\$7,800.00	\$7,800.00	07/03/2003
		1561	2002-3 TBCCD - OSORIO - #6059	Completed		06/02/03	\$7,800.00	\$7,800.00	07/03/2003
		1575	2002-3 TBCCD - GANN - #6062	Completed		07/14/03	\$7,275.00	\$7,275.00	12/16/2003
		1576	2002-3 TBCCD - ATKINSON - #6054	Completed		07/14/03	\$7,800.00	\$7,800.00	12/16/2003
HMDLDBA	HMDLDBAL	1577	2002-3 TBCCD - BERTON - #6063	Completed		07/14/03	\$7,400.00	\$7,400.00	12/16/2003
		1620	2002-3 TBCCD - WINDA - #6068	Completed		12/06/03	\$6,100.00	\$6,100.00	12/16/2003
		1625	2002-3 DAL - BANNVILLE - #5999	Completed		12/08/03	\$6,420.00	\$6,420.00	12/16/2003
		1626	2002-3 DAL - JEAN - #6117	Completed		12/08/03	\$7,600.00	\$7,600.00	12/16/2003
		1627	2002-3 DAL - CHARTREE - #6111	Completed		12/08/03	\$6,726.00	\$6,726.00	12/16/2003
		1628	2002-3 DAL - HEB - #6123	Completed		12/08/03	\$7,800.00	\$7,800.00	12/16/2003
		1629	2002-3 DAL - REARDON - #6121	Completed		12/08/03	\$7,800.00	\$7,800.00	12/16/2003
		1631	2002-3 DAL - SANFORD - #6122	Completed		12/08/03	\$7,800.00	\$7,800.00	12/16/2003
		1632	2002-3 DAL - WATSON - #6112	Completed		12/08/03	\$7,800.00	\$7,800.00	12/16/2003
		1636	2002-3 DAL - CUBBAGE - #6129	Completed		12/08/03	\$7,800.00	\$7,800.00	12/16/2003
		1637	2002-3 DAL - AMATO - #6136	Completed		12/08/03	\$7,800.00	\$7,800.00	12/16/2003
		1638	2002-3 DAL - CHAMBERLIN - #6133	Completed		12/08/03	\$4,200.00	\$4,200.00	12/16/2003
		1639	2002-3 DAL - NERINO - #6141	Completed		12/08/03	\$7,800.00	\$7,800.00	12/16/2003
		1640	2002-3 DAL - RUFFNER - #6140	Completed		12/08/03	\$2,380.00	\$2,380.00	12/16/2003
		HMDLDBA	HMDLDBAL	1663	2002-3 DAL - HINLE - #6118	Completed		12/08/03	\$10,000.00
1684	2002-3 LDAL - MCCLOUD - #6119			Completed		12/08/03	\$10,800.00	\$10,800.00	12/16/2003
1635	2002-3 LHBA - PRECOURT - #6034			Completed		12/08/03	\$11,635.08	\$11,635.08	12/16/2003
1615	2002-3 LARGO - BELLOW - #5991			Completed		03/24/03	\$10,000.00	\$10,000.00	07/03/2003
1623	2002-3 LARGO - NOVOTNY - #5985			Completed		03/22/03	\$9,100.00	\$9,100.00	07/03/2003
1624	2002-3 LARGO - MCCAFFERTY - #5986			Completed		03/22/03	\$7,800.00	\$7,800.00	07/03/2003
1625	2002-3 LARGO - MCBRIDE - #5987			Completed		03/22/03	\$10,000.00	\$10,000.00	07/03/2003
1626	2002-3 LARGO - PRICE - #5988			Completed		03/24/03	\$10,637.00	\$10,637.00	07/03/2003
1627	2002-3 LARGO - CHIBBS - #5989			Completed		03/24/03	\$10,000.00	\$10,000.00	07/03/2003
1628	2002-3 LARGO - MESSINA - #5990			Completed		03/24/03	\$6,795.00	\$6,795.00	07/03/2003
1642	2002-3 LARGO - HAYDON - #5993			Completed		05/06/03	\$27,698.96	\$27,698.96	07/03/2003
1650	2002-3 LARGO - SPRINGER - #5943			Completed		05/19/03	\$62,603.70	\$62,603.70	07/03/2003
1660	2002-3 LARGO - SOMOVIC - #5944			Completed		05/19/03	\$60,355.65	\$60,355.65	07/03/2003
1460	2002-3 HMDSPDL - LEWIS - #6039			Completed		01/15/03	\$7,071.00	\$7,071.00	01/17/2003
1500	2002-3 ILP - KOPACK - #5995			Completed		03/14/03	\$2,750.00	\$2,750.00	07/03/2003
1550	2002-3 ILP - SLUSSER - #6021	Completed		05/19/03	\$2,750.00	\$2,750.00	07/03/2003		
HMDLDBA	HMDLDBAL	1563	2002-3 ILP - JOHNSON - #6055	Completed		06/02/03	\$2,750.00	\$2,750.00	07/03/2003
		1670	2002-3 ILP - TUCKER - #6055	Completed		06/17/03	\$2,750.00	\$2,750.00	07/03/2003
		1786	2002-3 FC-02	Completed		09/26/04	\$1,569.33	\$1,569.33	01/26/2013
		1811	2004-35 HOME ADMINISTRATION	Completed		09/27/05	\$269,000.78	\$269,000.78	01/01/2005
		1923	2005-35 HOME ADMINISTRATION	Completed		05/11/07	\$316,319.73	\$316,319.73	05/12/2007
		2001	2006-6 PHILLAS COLARGO HOME ADMINISTRATION	Completed		12/04/06	\$334,297.98	\$334,297.98	08/27/2008
		2047	2006-12 GROVE PARK RELO - BRISCOE	Completed		06/22/07	\$65,571.00	\$65,571.00	06/22/2012
		2006	2006-12 GROVE PARK RELOCATION WARREN CAIN	Completed		12/19/06	\$48,279.90	\$48,279.90	03/19/2011
		2007	2006-12 GROVE PARK RELOCATION OLIVER DECKER	Completed		12/19/06	\$42,540.62	\$42,540.62	09/24/2011
		2008	2006-12 GROVE PARK RELO - MARIONA MAGLONE	Completed		05/09/07	\$40,623.90	\$40,623.90	03/19/2011
		2024	2006-12 GROVE PARK RELO - ROBERT HOADLAND	Completed		05/09/07	\$6,839.09	\$6,839.09	08/26/2007
		2046	2006-12 GROVE PARK RELO - WITOLAK	Completed		06/22/07	\$46,311.00	\$46,311.00	06/22/2012
HMDLDBA	HMDLDBAL	2047	2006-12 GROVE PARK RELO - WITOLAK	Completed		06/22/07	\$46,311.00	\$46,311.00	06/22/2012
		2048	2006-12 GROVE PARK RELO - WITOLAK	Completed		06/22/07	\$46,311.00	\$46,311.00	06/22/2012
		2049	2006-12 GROVE PARK RELO - WITOLAK	Completed		06/22/07	\$46,311.00	\$46,311.00	06/22/2012
		2050	2006-12 GROVE PARK RELO - WITOLAK	Completed		06/22/07	\$46,311.00	\$46,311.00	06/22/2012
		2051	2006-12 GROVE PARK RELO - WITOLAK	Completed		06/22/07	\$46,311.00	\$46,311.00	06/22/2012
		2052	2006-12 GROVE PARK RELO - WITOLAK	Completed		06/22/07	\$46,311.00	\$46,311.00	06/22/2012
		2053	2006-12 GROVE PARK RELO - WITOLAK	Completed		06/22/07	\$46,311.00	\$46,311.00	06/22/2012
		2054	2006-12 GROVE PARK RELO - WITOLAK	Completed		06/22/07	\$46,311.00	\$46,311.00	06/22/2012
		2055	2006-12 GROVE PARK RELO - WITOLAK	Completed		06/22/07	\$46,311.00	\$46,311.00	06/22/2012
		2056	2006-12 GROVE PARK RELO - WITOLAK	Completed		06/22/07	\$46,311.00	\$46,311.00	06/22/2012
		2057	2006-12 GROVE PARK RELO - WITOLAK	Completed		06/22/07	\$46,311.00	\$46,311.00	06/22/2012
		2058	2006-12 GROVE PARK RELO - WITOLAK	Completed		06/22/07	\$46,311.00	\$46,311.00	06/22/2012
HMDLDBA	HMDLDBAL	2059	2006-12 GROVE PARK RELO - WITOLAK	Completed		06/22/07	\$46,311.00	\$46,311.00	06/22/2012
		2060	2006-12 GROVE PARK RELO - WITOLAK	Completed		06/22/07	\$46,311.00	\$46,311.00	06/22/2012
		2061	2006-12 GROVE PARK RELO - WITOLAK	Completed		06/22/07	\$46,311.00	\$46,311.00	06/22/2012
		2062	2006-12 GROVE PARK RELO - WITOLAK	Completed		06/22/07	\$46,311.00	\$46,311.00	06/22/2012
		2063	2006-12 GROVE PARK RELO - WITOLAK	Completed		06/22/07	\$46,311.00	\$46,311.00	06/22

IDIS - PR09

U.S. Department of Housing and Urban Development
Office of Community Planning and Development
Integrated Disbursement and Information System
Program Income Details by Fiscal Year and Program
PINELLAS COUNTY,FL

Date: 12-29-14

Time: 12:33

Page: 1

Report for Program:

Voucher Dates:10-01-2013 to 09-30-2014

Program Year	Program	Associated Grant Number	Fund Type	Estimated Income for Year	Transaction	Voucher #	Voucher Created	Voucher Type	IDIS Proj. ID	IDIS Actv. ID	Matrix Code	Receipted/Drawn Amount
2008	CDBG	B08UC120005	PI	237,000.00	DRAWS							
						1639370012	09-25-14	PY	9	2457	21A	1,110.99
											Receipts	
											Draws	1,110.99
											Balance	(1,110.99)
2012	CDBG	B12UC120005	PI	63,200.00	RECEIPTS							
						5120771001	11-26-13		2	2	20	2,729.15
						5120774001	11-26-13		2	2	20	2,124.80
					DRAWS							
						5631607002	11-26-13	PY	9	2402	21A	545.83
						5631607004	11-26-13	PY	3	2359	03	2,183.32
						5631624002	11-26-13	PY	9	2402	21A	424.96
						5631624004	11-26-13	PY	3	2359	03	1,699.84
											Receipts	4,853.95
											Draws	4,853.95
											Balance	0.00
2012	HOME	M12DC120217	PI	608,000.00	RECEIPTS							
						5133219001	05-07-14					105,062.52

Program Year	Program	Associated Grant Number	Fund Type	Estimated Income for Year	Transaction	Voucher #	Voucher Created	Voucher Type	IDIS Proj. ID	IDIS Actv. ID	Matrix Code	Receipted/Drawn Amount
2013	CDBG	B13UC120005	PI	100,000.00	DRAWS	5690436-008	05-20-14	PY	8	2444		26,000.00
						5690436-010	05-20-14	PY	6	2460		13,989.12
			PA		DRAWS	5690436-006	05-20-14	PY	9	2405		65,073.40
												Receipts
											PI Draws	39,989.12
											PA Draws	65,073.40
											Balance	0.00
			RECEIPTS		5128725-001	03-10-14		2	2	20	6,217.55	
					5132510-001	04-29-14		2	2	20	3,571.69	
					5135296-001	06-06-14		2	2	20	16,433.82	
					5145450-001	09-25-14		2	2	20	171,175.81	
					DRAWS	5665420-002	03-10-14	PY	9	2457	21A	621.75
						5665420-004	03-10-14	PY	6	2426	03K	5,595.80
						5690263-002	05-20-14	PY	9	2457	21A	714.34
						5690263-004	05-20-14	PY	4	2451	05	2,857.35
						5698981-002	06-16-14	PY	9	2457	21A	3,286.76
						5698981-004	06-16-14	PY	4	2451	05	13,147.06
											Receipts	197,398.87
											Draws	26,223.06
											Balance	171,175.81
2013	HOME	M13DC120217	PI	600,000.00	RECEIPTS	5133275-001	05-08-14					336,056.43
						5145116-001	09-23-14					424,780.72
			PI		DRAWS							

Program	Associated	Fund	Estimated		Voucher	Voucher	IDIS	IDIS	Matrix	Receipted/Drawn		
Year	Program	Grant Number	Type	Income for Year	Transaction	Voucher #	Created	Type	Proj. ID	Actv. ID	Code	Amount
			PA		DRAWS	5690463-007	05-20-14	PY	8	2436		302,450.79
							5690463-009	05-20-14	PY	9	2462	
											Receipts	760,837.15
											PI Draws	302,450.79
											PA Draws	33,605.64
											Balance	424,780.72

U.S. Department of Housing and Urban Development
Office of Community Planning and Development
Integrated Disbursement and Information System
CDBG Housing Activities
PINELLAS COUNTY, FL

PGM YEAR	PROJ ID	IDIS ACT ID	ACTIVITY NAME	STATUS	MTX CD	NTL OBJ	Total		CDBG DRAWN AMOUNT	OCCUPIED TOTAL	UNITS L/M	% L/M	CUMULATIVE	
							EST. AMT	% CDBG					OCCUPIED OWNER	UNITS RENTER
2012	5261	2430	Homeowner Preservation Program Delivery	COM	14H	LMH	4,437.74	0.0	4,437.74	0	0	0.0	0	0
2012	5261	2440	Rental Housing Preservation Program Activity Delivery	COM	14H	LMH	12,745.64	0.0	12,745.64	0	0	0.0	0	0
2012	5261	2443	PCHF - 8631 Orchid Dr.	OPEN	14G	LMH	170,000.00	0.0	140,230.37	0	0	0.0	0	0
2012 TOTALS: BUDGETED/UNDERWAY							170,000.00	82.4	140,230.37	0	0	0.0	0	0
COMPLETED							17,183.38	100.0	17,183.38	0	0	0.0	0	0
							187,183.38	84.0	157,413.75	0	0	0.0	0	0

PGM YEAR	PROJ ID	IDIS ACT ID	ACTIVITY NAME	STATUS	MTX CD	NTL OBJ	Total		CDBG DRAWN AMOUNT	OCCUPIED TOTAL	UNITS L/M	% L/M	CUMULATIVE	
							EST. AMT	% CDBG					OCCUPIED OWNER	UNITS RENTER
2010	9976	2355	Homeowner Preservation Program	COM	14A	LMH	430,130.16	99.9	429,492.16	20	20	100.0	20	0
2010	9976	2358	Homeowner Preservation Program Delivery	COM	14H	LMH	17,404.42	0.0	17,404.42	0	0	0.0	0	0
2010 TOTALS: BUDGETED/UNDERWAY							0.00	0.0	0.00	0	0	0.0	0	0
COMPLETED							447,534.58	99.8	446,896.58	20	20	100.0	20	0
							447,534.58	99.8	446,896.58	20	20	100.0	20	0

PGM YEAR	PROJ ID	IDIS ACT ID	ACTIVITY NAME	STATUS	MTX CD	NTL OBJ	Total		CDBG DRAWN AMOUNT	OCCUPIED TOTAL	UNITS L/M	% L/M	CUMULATIVE	
							EST. AMT	% CDBG					OCCUPIED OWNER	UNITS RENTER
2006	0015	2054	RPI - FRIEDEL - 6582	COM	14A	LMH	12,000.00	100.0	12,000.00	2	2	100.0	0	2
2006	0015	2055	RPI - LAU - 6611	COM	14A	LMH	20,003.00	45.0	9,000.00	1	1	100.0	0	1
2006	0015	2056	RPI - KARROT - 6620	COM	14B	LMH	8,186.51	49.6	4,064.51	2	2	100.0	0	2

U.S. Department of Housing and Urban Development
Office of Community Planning and Development
Integrated Disbursement and Information System
CDBG Housing Activities
PINELLAS COUNTY, FL

2006	TOTALS: BUDGETED/UNDERWAY	0.00	0.0	0.00	0	0	0.0	0	0
	COMPLETED	40,189.51	62.3	25,064.51	5	5	100.0	0	5
<hr/>									
		40,189.51	62.3	25,064.51	5	5	100.0	0	5

PGM YEAR	PROJ ID	IDIS ACT ID	ACTIVITY NAME	STATUS	MTX CD	NTL OBJ	Total		CDBG DRAWN AMOUNT	OCCUPIED TOTAL	UNITS L/M	% L/M	CUMULATIVE	
							EST. AMT	% CDBG					OCCUPIED OWNER	UNITS RENTER
2005	0003	1927	GRA PAINT PROGRAM	COM	14A	LMH	4,644.81	100.0	4,644.81	15	9	60.0	15	0
2005	0023	1920	RPI - VALE - #6433	COM	14A	LMH	3,000.00	100.0	3,000.00	1	1	100.0	0	1
2005	0023	1924	RPI - FRIEDEL - #6453	COM	14B	LMH	8,800.00	100.0	8,800.00	2	2	100.0	0	2
2005	0023	1929	RPI - PADGITT - #6465	COM	14B	LMH	29,457.00	44.1	13,000.00	2	2	100.0	0	2
2005	0023	1941	RPI - FEDERAL HOMES - #6491	COM	14B	LMH	24,000.00	100.0	24,000.00	3	3	100.0	0	3
2005	0023	1942	RPI - FEDERAL HOMES - #6488	COM	14B	LMH	24,000.00	100.0	24,000.00	3	3	100.0	0	3
2005	0028	1982	HEP SUPPORTIVE HOUSING CONSTRUCTION	COM	12	LMH	500,000.00	20.0	100,000.00	8	8	100.0	0	8
2005	0035	2005	PINELLAS VILLAGE REHAB	COM	14B	LMH	57,826.02	100.0	57,826.02	300	288	96.0	0	300
2005	0035	2111	PINELLAS VILLAGE REHAB	COM	14B	LMH	25,000.00	100.0	25,000.00	300	288	96.0	0	300
2005	TOTALS: BUDGETED/UNDERWAY						0.00	0.0	0.00	0	0	0.0	0	0
	COMPLETED						676,727.83	38.4	260,270.83	634	604	95.2	15	619
<hr/>							676,727.83	38.4	260,270.83	634	604	95.2	15	619

PGM YEAR	PROJ ID	IDIS ACT ID	ACTIVITY NAME	STATUS	MTX CD	NTL OBJ	Total		CDBG DRAWN AMOUNT	OCCUPIED TOTAL	UNITS L/M	% L/M	CUMULATIVE	
							EST. AMT	% CDBG					OCCUPIED OWNER	UNITS RENTER
2004	0005	1815	GRA PAINT PROGRAM	COM	14A	LMH	18,631.05	100.0	18,631.05	130	77	59.2	0	130
2004	0025	1820	RPI - PKC PROP INVEST - #6284	COM	14A	LMH	6,250.00	100.0	6,250.00	1	1	100.0	0	1
2004	0025	1822	RPI - STANG - #6283	COM	14B	LMH	18,000.00	100.0	18,000.00	2	2	100.0	0	2
2004	0025	1829	RPI - QUATTLEBAUM - #6306	COM	14B	LMH	16,500.00	100.0	16,500.00	2	2	100.0	0	2
2004	0025	1852	RPI - LANCIOTTI - #6345	COM	14B	LMH	13,113.00	100.0	13,113.00	3	3	100.0	0	3

U.S. Department of Housing and Urban Development
Office of Community Planning and Development
Integrated Disbursement and Information System
CDBG Housing Activities
PINELLAS COUNTY, FL

2004	0025	1861 RPI - LORRLIS - #6349	COM	14B	LMH	16,000.00	100.0	16,000.00	2	2	100.0	0	2
2004	0025	1874 RPI - SAUER - #6360	COM	14B	LMH	52,327.00	48.7	25,500.00	3	3	100.0	0	3
2004	0025	1877 RPI - GOMEZ - #6307	COM	14B	LMH	8,800.00	100.0	8,800.00	3	2	66.7	0	3
2004	0025	1878 RPI - GOMEZ - #6308	COM	14B	LMH	11,200.00	100.0	11,200.00	2	2	100.0	0	2
2004	0025	1885 RPI - CRAVEN - #6386	COM	14A	LMH	3,500.00	100.0	3,500.00	1	1	100.0	0	1
2004	0025	1905 RPI - HEABERLIN - #6402	COM	14B	LMH	54,634.00	43.9	24,000.00	3	3	100.0	0	3
2004	0025	1906 RPI - HEABERLIN - #6401	COM	14B	LMH	58,781.00	40.8	24,000.00	3	3	100.0	0	3
2004 TOTALS: BUDGETED/UNDERWAY						0.00	0.0	0.00	0	0	0.0	0	0
COMPLETED						277,736.05	66.7	185,494.05	155	101	65.1	0	155
						277,736.05	66.7	185,494.05	155	101	65.1	0	155

PGM YEAR	PROJ ID	IDIS ACT ID	ACTIVITY NAME	STATUS	MTX CD	NTL OBJ	Total EST. AMT	% CDBG	DRAWN	CDBG AMOUNT	OCCUPIED TOTAL	UNITS L/M	% L/M	CUMULATIVE	
														OCCUPIED OWNER	UNITS RENTER
2003	0026	1691	RPI QUATTLEBAUM #6174	COM	14B	LMH	15,000.00	100.0		15,000.00	2	2	100.0	0	2
2003	0026	1692	RPI NEWMAN #6049	COM	14B	LMH	3,850.00	100.0		3,850.00	3	3	100.0	0	3
2003	0026	1693	RPI NEWMAN E. #6048	COM	14B	LMH	4,650.00	100.0		4,650.00	3	3	100.0	0	3
2003	0026	1694	RPI FRANKS #6165	COM	14A	LMH	9,000.00	100.0		9,000.00	1	1	100.0	0	1
2003	0026	1714	RPI - SHONEFELT - 6201	COM	14B	LMH	22,000.00	100.0		22,000.00	4	3	75.0	0	4
2003	0026	1723	RPI - POLIN - 6204	COM	14A	LMH	3,200.00	100.0		3,200.00	1	1	100.0	0	1
2003	0026	1763	RPI - SOMOGYI - #5869	COM	14B	LMH	55,911.00	100.0		55,911.00	26	22	84.6	0	26
2003	0026	1766	RPI - MCCABE - #6235	COM	14B	LMH	7,800.00	100.0		7,800.00	4	4	100.0	0	4
2003	0026	1770	RPI - CHIANG - #6253	COM	14B	LMH	23,000.00	100.0		23,000.00	3	3	100.0	0	3
2003	0026	1802	RPI - NUYTEN - #6272	COM	14A	LMH	6,800.00	100.0		6,800.00	1	1	100.0	0	1
2003	0026	1803	RPI - SHIU, HUA - #6263	COM	14B	LMH	27,500.00	100.0		27,500.00	3	3	100.0	0	3
2003	0027	1669	PAINT PROGRAMS	COM	14A	LMH	26,035.07	100.0		26,035.07	30	18	60.0	0	30
2003	0028	1662	GRA HOUSE NUMBER	COM	14A	LMH	26,988.94	100.0		26,988.94	376	225	59.8	217	159

U.S. Department of Housing and Urban Development
Office of Community Planning and Development
Integrated Disbursement and Information System
CDBG Housing Activities
PINELLAS COUNTY, FL

		2003	TOTALS: BUDGETED/UNDERWAY		0.00		0.0	0.00		0	0	0.0	0	0
			COMPLETED		231,735.01		100.0	231,735.01		457	289	63.2	217	240
					231,735.01		100.0	231,735.01		457	289	63.2	217	240
PGM	PROJ	IDIS			MTX	NTL	Total		CDBG	OCCUPIED	UNITS	CUMULATIVE		
YEAR	ID	ACT ID	ACTIVITY NAME	STATUS	CD	OBJ	EST. AMT	% CDBG	DRAWN AMOUNT	TOTAL	L/M	% L/M	OCCUPIED OWNER	UNITS RENTER
2002	0001	1595	RPI - HABER - #5994	COM	14B	LMH	45,500.00	100.0	45,500.00	7	7	100.0	0	7
2002	0001	1596	RPI - CURLEY - #6011	COM	14B	LMH	9,000.00	100.0	9,000.00	1	1	100.0	0	1
2002	0002	1586	ILP - ROVAZZI - 5967	COM	14A	LMH	2,750.00	100.0	2,750.00	1	1	100.0	0	1
2002	0004	1442	CD02RPI - LEAMAN - HOUSING PRESERVATION	COM	14A	LMH	4,400.00	100.0	4,400.00	1	1	100.0	0	1
2002	0004	1458	CD02RPI - VAUGHAN - HOUSING PRESERVATION	COM	14B	LMH	8,400.00	100.0	8,400.00	4	3	75.0	0	4
2002	0004	1459	CD02RPI - MCCABE - HOUSING PRESERVATION	COM	14B	LMH	6,200.00	100.0	6,200.00	4	4	100.0	0	4
2002	0004	1471	CD02RPI - GANTT - HOUSING PRESERVATION	COM	14B	LMH	4,000.00	100.0	4,000.00	2	2	100.0	0	2
2002	0004	1472	CD02RPI - BRAZEN - HOUSING PRESERVATION	COM	14B	LMH	9,500.00	100.0	9,500.00	2	2	100.0	0	2
2002	0004	1479	CD02RPI - PAVENT - HOUSING PRESERVATION	COM	14B	LMH	15,213.30	100.0	15,213.30	2	2	100.0	0	2
2002	0004	1502	CD02RPI - BRAZEN - HOUSING PRESERVATION	COM	12	LMH	11,000.00	100.0	11,000.00	2	2	100.0	0	2
2002	0004	1503	CD02RPI - DIXON - HOUSING PRESERVATION	COM	12	LMH	18,000.00	100.0	18,000.00	2	2	100.0	0	2
2002	0004	1504	CD02RPI - NUYTEN - HOUSING PRESERVATION	COM	12	LMH	4,600.00	100.0	4,600.00	1	1	100.0	0	1
2002	0004	1505	CD02RPI - NUYTEN - HOUSING PRESERVATION	COM	12	LMH	4,600.00	100.0	4,600.00	1	1	100.0	0	1
2002	0004	1533	CD02RPI - GALLOWAY -HOUSING PRESERVATION	COM	12	LMH	20,000.00	100.0	20,000.00	4	4	100.0	0	4
2002	0004	1547	CD02RPI - NUYTEN - HOUSING PRESERVATION	COM	14A	LMH	5,900.00	100.0	5,900.00	1	1	100.0	0	1
2002	0004	1548	CD02RPI - NUYTEN - HOUSING PRESERVATION	COM	14A	LMH	4,400.00	100.0	4,400.00	1	1	100.0	0	1
2002	0004	1549	CD02RPI - NUYTEN - HOUSING PRESERVATION	COM	14A	LMH	6,000.00	100.0	6,000.00	1	1	100.0	0	1
2002	0004	1550	CD02RPI - DIXON - HOUSING PRESERVATION	COM	14B	LMH	18,000.00	100.0	18,000.00	2	2	100.0	0	2
2002	0004	1551	CD02RPI - PETERSON- HOUSING PRESERVATION	COM	14B	LMH	18,000.00	100.0	18,000.00	2	2	100.0	0	2
2002	0004	1552	CD02RPI - PETERSON- HOUSING PRESERVATION	COM	14B	LMH	18,000.00	100.0	18,000.00	2	2	100.0	0	2
2002	0004	1553	CD02RPI - HAZLITT - HOUSING PRESERVATION	COM	14B	LMH	24,500.00	100.0	24,500.00	3	3	100.0	0	3
2002	0004	1564	CD02RPI - BRAZEN - HOUSING PRESERVATION	COM	12	LMH	8,950.00	100.0	8,950.00	2	2	100.0	0	2

U.S. Department of Housing and Urban Development
Office of Community Planning and Development
Integrated Disbursement and Information System
CDBG Housing Activities
PINELLAS COUNTY, FL

2002	0004	1565	CD02RPI - NUYTEN - HOUSING PRESERVATION	COM	12	LMH	9,000.00	100.0	9,000.00	1	1	100.0	0	1
2002	0004	1566	CD02RPI - PALMA - HOUSING PRESERVATION	COM	12	LMH	6,900.00	100.0	6,900.00	1	1	100.0	0	1
2002 TOTALS: BUDGETED/UNDERWAY							0.00	0.0	0.00	0	0	0.0	0	0
COMPLETED							282,813.30	100.0	282,813.30	50	49	98.0	0	50
							282,813.30	100.0	282,813.30	50	49	98.0	0	50

PGM YEAR	PROJ ID	IDIS ACT ID	ACTIVITY NAME	STATUS	MTX CD	NTL OBJ	Total		CDBG DRAWN AMOUNT	OCCUPIED TOTAL	UNITS L/M	% L/M	CUMULATIVE	
							EST.	%					OCCUPIED OWNER	UNITS RENTER
2001	0058	1237	CD01RPI - GRANESE - HOUSING PRESERVATION	COM	14B	LMH	5,500.00	100.0	5,500.00	1	1	100.0	0	1
2001	0058	1259	CD01RPI - GARCO - HOUSING PRESERVATION	COM	14B	LMH	9,000.00	100.0	9,000.00	1	1	100.0	0	1
2001	0058	1260	CD01RPI - GARCO - HOUSING PRESERVATION	COM	14B	LMH	9,000.00	100.0	9,000.00	1	1	100.0	0	1
2001	0058	1261	CD01RPI - CHIANG - HOUSING PRESERVATION	COM	14B	LMH	9,000.00	100.0	9,000.00	1	1	100.0	0	1
2001	0058	1291	CD01RPI - DIXON - HOUSING PRESERVATION	COM	14B	LMH	26,000.00	100.0	26,000.00	3	3	100.0	0	3
2001	0058	1350	CD01RPI - BILLIAS - HOUSING PRESERVATION	COM	14B	LMH	16,500.00	100.0	16,500.00	8	7	87.5	0	8
2001	0058	1353	CD01RPI - DAY - HOUSING PRESERVATION	COM	14B	LMH	9,000.00	100.0	9,000.00	1	1	100.0	0	1
2001	0058	1369	CD01RPI - SHOOTING STAR - HOUSING PRES	COM	14B	LMH	41,000.00	100.0	41,000.00	10	9	90.0	0	10
2001	0058	1370	CD01RPI - POMPEO - HOUSING PRESERVATION	COM	14A	LMH	9,000.00	100.0	9,000.00	1	1	100.0	0	1
2001	0058	1403	CD01RPI - REEDER - HOUSING PRESERVATION	COM	14B	LMH	4,500.00	100.0	4,500.00	2	2	100.0	0	2
2001	0058	1407	CD01RPI - ENRIGHT - HOUSING PRESERVATION	COM	14B	LMH	18,000.00	100.0	18,000.00	2	1	50.0	0	2
2001	0058	1408	CD01RPI - NORLANDER - HOUSING PRESERVATI	COM	14B	LMH	5,300.00	100.0	5,300.00	2	2	100.0	0	2
2001	0058	1409	CD01RPI - SOMOGYI - HOUSING PRESERVATION	COM	14B	LMH	32,000.00	100.0	32,000.00	26	22	84.6	0	26
2001	0058	1410	CD01RPI - MCCABE - HOUSING PRESERVATION	COM	14B	LMH	8,800.00	0.0	8,800.00	0	0	0.0	0	0
2001	0058	1411	CD01RPI - NELSON - HOUSING PRESERVATION	COM	14B	LMH	15,000.00	100.0	15,000.00	4	4	100.0	0	4
2001	0058	1412	CD01RPI - ENRIGHT - HOUSING PRESERVATION	COM	14A	LMH	6,500.00	100.0	6,500.00	1	1	100.0	0	1
2001	0081	1219	ILP CASIL - CARING AND SHARING	COM	14H	LMH	10,441.55	100.0	10,441.55	4	4	100.0	0	4
2001	0081	1381	ILP CASIL - FITIPALDI - #5823	COM	14A	LMH	2,550.00	100.0	2,550.00	1	1	100.0	0	1
2001	0081	1398	ILP CASIL - ZEBRICK - #5836	COM	14A	LMH	2,700.00	100.0	2,700.00	1	1	100.0	0	1

U.S. Department of Housing and Urban Development
Office of Community Planning and Development
Integrated Disbursement and Information System
CDBG Housing Activities
PINELLAS COUNTY, FL

2001	0081	1404	ILPCASIL - GAMACHE - #5865	COM	14A	LMH	2,550.85	100.0	2,550.85	1	1	100.0	0	1
		2001	TOTALS: BUDGETED/UNDERWAY				0.00	0.0	0.00	0	0	0.0	0	0
			COMPLETED				242,342.40	100.0	242,342.40	71	64	90.1	0	71
							242,342.40	100.0	242,342.40	71	64	90.1	0	71
PGM	PROJ	IDIS	ACTIVITY NAME	STATUS	MTX CD	NTL OBJ	Total EST. AMT	% CDBG	DRAWN AMOUNT	OCCUPIED TOTAL	UNITS L/M	% L/M	CUMULATIVE	
YEAR	ID	ACT ID											OCCUPIED OWNER	UNITS RENTER
2000	0046	1012	RIDGECREST PAINT PROGRAM	COM	14A	LMH SP	10,399.28	100.0	10,399.28	49	49	100.0	0	49
2000	0054	1094	RPI - SPENCER - #5359	COM	14B	LMH	27,000.00	100.0	27,000.00	3	3	100.0	0	3
2000	0054	1095	RPI - BRAND - #5391	COM	14B	LMH	6,600.00	100.0	6,600.00	2	2	100.0	0	2
2000	0054	1099	RPI - TENDEIRO - #5413	COM	14B	LMH	10,600.00	100.0	10,600.00	3	3	100.0	0	3
2000	0054	1100	RPI - WINDON - #5482	COM	14B	LMH	5,850.00	100.0	5,850.00	2	2	100.0	0	2
2000	0054	1117	RPI - AFFORDABLE HSG, INC - #5340	COM	14B	LMH	62,740.33	100.0	62,740.33	8	6	75.0	0	8
2000	0054	1118	RPI - WINE - #5475	COM	14B	LMH	9,000.00	100.0	9,000.00	1	1	100.0	0	1
2000	0054	1122	RPI - WALLACE - #5357	COM	14B	LMH	56,000.00	100.0	56,000.00	7	7	100.0	0	7
2000	0054	1123	RPI - CRAVEN - #5250	COM	14B	LMH	8,500.00	100.0	8,500.00	2	2	100.0	0	2
2000	0054	1182	RPI - CHEATTLE - #5573	COM	14A	LMH	4,600.00	100.0	4,600.00	1	1	100.0	0	1
2000	0054	1203	RPI - ROBERTSON, TRE - #5642	COM	14B	LMH	4,921.16	100.0	4,921.16	2	2	100.0	0	2
2000	0054	1204	RPI - TOTH - #5570	COM	14B	LMH	9,287.15	100.0	9,287.15	3	3	100.0	0	3
2000	0054	1205	RPI - GLISSON - #5569	COM	14B	LMH	6,200.00	100.0	6,200.00	3	3	100.0	0	3
2000	0054	1276	RPI - DIXON - #5624	COM	14B	LMH	18,000.00	100.0	18,000.00	2	2	100.0	0	2
2000	0054	1313	RPI - RATLIFF - #5747	COM	14B	LMH	17,000.00	100.0	17,000.00	2	2	100.0	0	2
		2000	TOTALS: BUDGETED/UNDERWAY				0.00	0.0	0.00	0	0	0.0	0	0
			COMPLETED				256,697.92	100.0	256,697.92	90	88	97.7	0	90
							256,697.92	100.0	256,697.92	90	88	97.7	0	90

U.S. Department of Housing and Urban Development
Office of Community Planning and Development
Integrated Disbursement and Information System
CDBG Housing Activities
PINELLAS COUNTY, FL

PGM YEAR	PROJ ID	IDIS ACT ID	ACTIVITY NAME	STATUS	MTX NTL		Total		CDBG DRAWN AMOUNT	OCCUPIED TOTAL	UNITS L/M	% L/M	CUMULATIVE	
					CD	OBJ	EST. AMT	% CDBG					OCCUPIED OWNER	UNITS RENTER
1999	0001	744	RPI - LEPORE - #5051	COM	14A	LMH	8,000.00	100.0	8,000.00	1	1	100.0	0	1
1999	0001	749	ILP - MEYERS - #5117	COM	14A	LMH	2,750.00	100.0	2,750.00	1	1	100.0	0	1
1999	0001	754	RPI - WITHERINGTON STEVENS - #4378	COM	14B	LMH	23,000.00	100.0	23,000.00	4	3	75.0	0	4
1999	0001	755	RPI - BRITNER - #5119	COM	14A	LMH	7,000.00	100.0	7,000.00	1	1	100.0	0	1
1999	0001	756	RPI - SAROFF - #5118	COM	14A	LMH	5,500.00	100.0	5,500.00	1	1	100.0	0	1
1999	0001	758	ILP - ST.PIERRE - #5163	COM	14A	LMH	722.64	100.0	722.64	1	1	100.0	0	1
1999	0001	761	RPI - ENWRIGHT - #5160	COM	14B	LMH	10,800.00	100.0	10,800.00	2	2	100.0	0	2
1999	0001	762	ILP - RODGERS - #5167	COM	14A	LMH	722.64	100.0	722.64	1	1	100.0	0	1
1999	0001	764	ILP - ORR - #5177	COM	14A	LMH	725.00	100.0	725.00	1	1	100.0	0	1
1999	0001	765	ILP - ALEXANDER - #5178	COM	14A	LMH	875.00	100.0	875.00	1	1	100.0	0	1
1999	0001	791	ILP - AKERS - #5185	COM	14A	LMH	1,980.00	100.0	1,980.00	1	1	100.0	0	1
1999	0001	792	ILP - BURMBELOW - #5186	COM	14A	LMH	1,881.00	100.0	1,881.00	1	1	100.0	0	1
1999	0001	793	ILP - WILSON - #5184	COM	14A	LMH	2,062.50	100.0	2,062.50	1	1	100.0	0	1
1999	0001	796	ILP - KOWALSKI - #5193	COM	14A	LMH	2,744.50	100.0	2,744.50	1	1	100.0	0	1
1999	0001	797	ILP - CIPOTH - #5200	COM	14A	LMH	1,425.00	100.0	1,425.00	1	1	100.0	0	1
1999	0001	798	ILP - DICKEY - #5199	COM	14A	LMH	900.00	100.0	900.00	1	1	100.0	0	1
1999	0001	803	ILP - ZUKERMAN - #5213	COM	14A	LMH	2,744.50	100.0	2,744.50	1	1	100.0	0	1
1999	0001	813	ILP - HALSTED - #5238	COM	14A	LMH	2,392.50	100.0	2,392.50	1	1	100.0	0	1
1999	0001	834	ILP - JOHNSON - #5248	COM	14A	LMH	2,750.00	100.0	2,750.00	1	1	100.0	0	1
1999	0001	841	ILP - EBERTS - #5251	COM	14A	LMH	475.00	100.0	475.00	1	1	100.0	0	1
1999	0001	842	ILP - JACOBS - #5247	COM	14A	LMH	700.00	100.0	700.00	1	1	100.0	0	1
1999	0001	845	ILP - METTBERG - #5261	COM	14A	LMH	672.95	100.0	672.95	1	1	100.0	0	1
1999	0001	846	ILP - DYE - #5262	COM	14A	LMH	672.95	100.0	672.95	1	1	100.0	0	1
1999	0001	847	ILP - SPRINKLE - #5263	COM	14A	LMH	672.95	100.0	672.95	1	1	100.0	0	1
1999	0001	854	ILP - TWIBLE - #5269	COM	14A	LMH	672.95	100.0	672.95	1	1	100.0	0	1
1999	0001	855	LIL - JENSEN - 5215	COM	14A	LMH	3,899.10	100.0	3,899.10	1	1	100.0	0	1

IDIS - PR10

U.S. Department of Housing and Urban Development
Office of Community Planning and Development
Integrated Disbursement and Information System
CDBG Housing Activities
PINELLAS COUNTY, FL

DATE: 12-29-14
TIME: 12:34
PAGE: 8

1999	0001	856 RPI - LOWE - #5237	COM	14A	LMH	1,750.00	100.0	1,750.00	1	1	100.0	0	1
1999	0001	862 ILP - COWENS - #5287	COM	14A	LMH	672.95	100.0	672.95	1	1	100.0	0	1
1999	0001	863 ILP - COLLIER - #5289	COM	14A	LMH	672.95	100.0	672.95	1	1	100.0	0	1
1999	0001	865 RPI - WINDON - #5296	COM	14B	LMH	4,450.00	100.0	4,450.00	2	2	100.0	0	2
1999	0001	866 RPI - HESS - #4981	COM	14B	LMH	35,000.00	100.0	35,000.00	20	15	75.0	0	20
1999	0001	867 RPI - RELOCATION EXEC, INC - #5268	COM	14B	LMH	18,000.00	100.0	18,000.00	1	1	100.0	0	1
1999	0001	868 ILP - MCZELL - #5275	COM	14A	LMH	2,084.50	100.0	2,084.50	1	1	100.0	0	1
1999	0001	878 ILP - HUDSON - #5302	COM	14A	LMH	1,525.00	100.0	1,525.00	1	1	100.0	0	1
1999	0001	879 RPI - EVANS - #5255	COM	14B	LMH	7,000.00	0.0	7,000.00	0	0	0.0	0	0
1999	0001	880 ILP - BROWNING - #5311	COM	14A	LMH	1,600.00	100.0	1,600.00	1	1	100.0	0	1
1999	0001	910 RPI - HOLSTEIN - #5310	COM	14B	LMH	2,000.00	100.0	2,000.00	2	2	100.0	0	2
1999	0001	911 ILP - BRYSON - #5320	COM	14A	LMH	750.00	100.0	750.00	1	1	100.0	0	1
1999	0001	912 ILP - DOWNIE - #5315	COM	14A	LMH	2,420.00	100.0	2,420.00	1	1	100.0	0	1
1999	0001	913 ILP - WEBB - #5316	COM	14A	LMH	1,035.00	100.0	1,035.00	1	1	100.0	0	1
1999	0001	914 ILP - MAGYAR - #5329	COM	14A	LMH	2,750.00	100.0	2,750.00	1	1	100.0	0	1
1999	0001	915 ILP - ROBERTSON - 5322	COM	14A	LMH	672.95	100.0	672.95	1	1	100.0	0	1
1999	0001	922 SINGLE FAMILY HOUSING DELIVERY COSTS	COM	14A	LMH	50,868.05	100.0	50,868.05	42	22	52.4	0	42
1999	0001	925 ILP - DYKE - #5327	COM	14A	LMH	777.50	100.0	777.50	1	1	100.0	0	1
1999	0001	926 LIL - REYES - #5297	COM	14A	LMH	3,891.10	100.0	3,891.10	1	1	100.0	0	1
1999	0001	927 LIL - CLARK - #5298	COM	14A	LMH	3,891.10	100.0	3,891.10	1	1	100.0	0	1
1999	0001	928 LIL - GREEN - #5299	COM	14A	LMH	3,891.10	100.0	3,891.10	1	1	100.0	0	1
1999	0001	929 LIL - MATTHEWS - #5277	COM	14A	LMH	3,895.60	100.0	3,895.60	1	1	100.0	0	1
1999	0001	930 LIL - MILLER - #5300	COM	14A	LMH	3,891.10	100.0	3,891.10	1	1	100.0	0	1
1999	0001	931 ILP - BURBANK - #5350	COM	14A	LMH	2,750.00	100.0	2,750.00	1	1	100.0	0	1
1999	0001	932 ILP - HEATHER - #5348	COM	14A	LMH	672.95	100.0	672.95	1	1	100.0	0	1
1999	0001	933 ILP - JONES - #5349	COM	14A	LMH	2,704.90	100.0	2,704.90	1	1	100.0	0	1
1999	0001	934 LIL - GASCA - #5335	COM	14A	LMH	13,343.75	100.0	13,343.75	1	1	100.0	0	1
1999	0001	935 ILP - KOMINSKI - #5358	COM	14A	LMH	642.92	100.0	642.92	1	1	100.0	0	1
1999	0001	942 ILP - FORD - #5372	COM	14A	LMH	2,695.10	100.0	2,695.10	1	1	100.0	0	1

U.S. Department of Housing and Urban Development
Office of Community Planning and Development
Integrated Disbursement and Information System
CDBG Housing Activities
PINELLAS COUNTY, FL

1999	0001	943 ILP - MILLER - #5369	COM	14A	LMH	2,748.90	100.0	2,748.90	1	1	100.0	0	1
1999	0001	944 ILP - STEIN - #5371	COM	14A	LMH	642.92	100.0	642.92	1	1	100.0	0	1
1999	0001	945 LIL - CLINTON - #5361	COM	14A	LMH	3,850.00	100.0	3,850.00	1	1	100.0	0	1
1999	0001	947 RPI - SAPOURN - #5214	COM	14B	LMH	8,400.00	100.0	8,400.00	2	2	100.0	0	2
1999	0001	983 RPI - COPPOLA - #5334	COM	14A	LMH	2,757.30	100.0	2,757.30	1	1	100.0	0	1
1999	0001	984 LIL - DAYS - #5336	COM	14A	LMH	25,014.95	100.0	25,014.95	1	1	100.0	0	1
1999	0001	985 RPI - ENRIGHT - #5201	COM	14B	LMH	11,500.00	100.0	11,500.00	3	3	100.0	0	3
1999	0001	1027 ILP - ALLISON - #5424	COM	14A	LMH	925.00	100.0	925.00	1	1	100.0	0	1
1999	0001	1028 ILP - CONNORS - #5416	COM	14A	LMH	2,750.00	100.0	2,750.00	1	1	100.0	0	1
1999	0001	1029 ILP - SHEARER - #5425	COM	14A	LMH	925.00	100.0	925.00	1	1	100.0	0	1
1999	0001	1030 ILP - TUDOR - #5423	COM	14A	LMH	925.00	100.0	925.00	1	1	100.0	0	1
1999	0001	1031 ILP - TORRES - 5437	COM	14A	LMH	925.00	100.0	925.00	1	1	100.0	0	1
1999	0001	1032 ILP - VOK - 5446	COM	14A	LMH	925.00	100.0	925.00	1	1	100.0	0	1
1999	0001	1033 LIL - BOGLAR - 5347	COM	14A	LMH	35,303.14	100.0	35,303.14	1	1	100.0	0	1
1999	0001	1038 ILP - BATTLES - #5439	COM	14A	LMH	1,732.50	100.0	1,732.50	1	1	100.0	0	1
1999	0001	1039 ILP - CLARK - #5441	COM	14A	LMH	925.00	100.0	925.00	1	1	100.0	0	1
1999	0001	1040 ILP - CRENSHAW - #5442	COM	14A	LMH	925.00	100.0	925.00	1	1	100.0	0	1
1999	0001	1041 ILP - DAVIS - #5438	COM	14A	LMH	1,732.50	100.0	1,732.50	1	1	100.0	0	1
1999	0001	1042 ILP - MUDRICK - #5443	COM	14A	LMH	925.00	100.0	925.00	1	1	100.0	0	1
1999	0001	1043 ILP - RITCH - #5444	COM	14A	LMH	925.00	100.0	925.00	1	1	100.0	0	1
1999	0001	1044 ILP - SCOON - #5440	COM	14A	LMH	925.00	100.0	925.00	1	1	100.0	0	1
1999	0001	1045 ILP - SHEARER - #5445	COM	14A	LMH	925.00	100.0	925.00	1	1	100.0	0	1
1999	0001	1048 LIL - BROWN - #5397	COM	14A	LMH	23,745.75	100.0	23,745.75	1	1	100.0	0	1
1999	0001	1049 RPI - DAY - #5054	COM	14A	LMH	9,000.00	100.0	9,000.00	1	1	100.0	0	1
1999	0001	1050 LIL - FERNANDEZ - #5366	COM	14A	LMH	25,251.95	100.0	25,251.95	1	1	100.0	0	1
1999	0001	1051 LIL - MONTI - #5376	COM	14A	LMH	29,965.80	100.0	29,965.80	1	1	100.0	0	1
1999	0001	1052 LIL - MOODY - #5346	COM	14A	LMH	28,094.61	100.0	28,094.61	1	1	100.0	0	1
1999	0001	1053 LIL - RIVERA - #5367	COM	14A	LMH	32,685.27	100.0	32,685.27	1	1	100.0	0	1
1999	0001	1054 RPI - STANG - #5331	COM	14B	LMH	24,000.00	100.0	24,000.00	3	3	100.0	0	3

U.S. Department of Housing and Urban Development
Office of Community Planning and Development
Integrated Disbursement and Information System
CDBG Housing Activities
PINELLAS COUNTY, FL

1999	0001	1119 RPI - CHIANG - #5283	COM	14B	LMH	16,000.00	100.0	16,000.00	3	3	100.0	0	3	
1999	0001	1120 RPI - E&H, LC - #5383	COM	14B	LMH	17,800.00	100.0	17,800.00	2	2	100.0	0	2	
1999	0001	1121 RPI - E&H, LC - #5384	COM	14B	LMH	14,500.00	100.0	14,500.00	2	1	50.0	0	2	
1999	0001	1346 RPI - WALLACE - #5357	COM	14B	LMH	56,000.00	100.0	56,000.00	7	6	85.7	0	7	
1999	0001	1347 RPI - AFFORDABLE HOUSING - #5340	COM	14B	LMH	63,473.00	100.0	63,473.00	8	3	37.5	0	8	
1999	0002	1070 MANGO COURT	COM	14H	LMA	1,800.00	0.0	1,800.00	0	0	0.0	0	0	
1999 TOTALS: BUDGETED/UNDERWAY						0.00	0.0	0.00	0	0	0.0	0	0	
						COMPLETED	711,963.29	100.0	711,963.29	176	143	81.2	0	176
							711,963.29	100.0	711,963.29	176	143	81.2	0	176

PGM YEAR	PROJ ID	IDIS ACT ID	ACTIVITY NAME	STATUS	MTX CD	NTL OBJ	Total		CDBG DRAWN AMOUNT	OCCUPIED TOTAL	UNITS L/M	% L/M	CUMULATIVE	
							EST. AMT	% CDBG					OCCUPIED OWNER	UNITS RENTER
1998	0011	503	RPI - REEDER - #4265	COM	14B	LMH	2,350.00	100.0	2,350.00	2	2	100.0	0	2
1998	0011	505	RPI - DIXON - #4160	COM	14B	LMH	27,000.00	100.0	27,000.00	3	3	100.0	0	3
1998	0011	506	ILP - GREENLAW - #4306	COM	14A	LMH	722.64	100.0	722.64	1	1	100.0	0	1
1998	0011	507	ILP - JENKINS - #4305	COM	14A	LMH	700.64	100.0	700.64	1	1	100.0	0	1
1998	0011	509	ILP - MOKMA - #4320	COM	14A	LMH	319.00	100.0	319.00	1	1	100.0	0	1
1998	0011	521	RPI - CAREW - #4147	COM	14A	LMH	4,050.00	100.0	4,050.00	1	1	100.0	0	1
1998	0011	522	RPI - EDMISTEN - #4104	COM	14B	LMH	6,600.00	100.0	6,600.00	2	2	100.0	0	2
1998	0011	523	RPI - VERDUGO - #4221	COM	14B	LMH	5,150.00	100.0	5,150.00	2	2	100.0	0	2
1998	0011	524	RPI - VERDUGO - #4222	COM	14B	LMH	4,350.00	100.0	4,350.00	2	2	100.0	0	2
1998	0011	525	ILP - MEUNIER - #4328	COM	14A	LMH	2,750.00	100.0	2,750.00	1	1	100.0	0	1
1998	0011	540	ILP - FETTIS - #4346	COM	14A	LMH	2,750.00	100.0	2,750.00	1	1	100.0	0	1
1998	0011	541	ILP - JONES - #4345	COM	14A	LMH	2,750.00	100.0	2,750.00	1	1	100.0	0	1
1998	0011	542	ILP - QUINT - #4343	COM	14A	LMH	2,750.00	100.0	2,750.00	1	1	100.0	0	1
1998	0011	549	ILP - FOLSOM - #4348	COM	14A	LMH	2,750.00	100.0	2,750.00	1	1	100.0	0	1
1998	0011	551	ILP - WECKERLY - #4349	COM	14A	LMH	2,750.00	100.0	2,750.00	1	1	100.0	0	1

U.S. Department of Housing and Urban Development
Office of Community Planning and Development
Integrated Disbursement and Information System
CDBG Housing Activities
PINELLAS COUNTY, FL

DATE: 12-29-14
TIME: 12:34
PAGE: 11

1998	0011	552 ILP - RUSSELL - #4351	COM	14A	LMH	2,750.00	100.0	2,750.00	1	1	100.0	0	1
1998	0011	557 ILP - GUSTAFSON - #4369	COM	14A	LMH	715.00	100.0	715.00	1	1	100.0	0	1
1998	0011	558 ILP - MARQUEZ - #4373	COM	14A	LMH	908.54	100.0	908.54	1	1	100.0	0	1
1998	0011	559 ILP - PERRY - #4372	COM	14A	LMH	908.54	100.0	908.54	1	1	100.0	0	1
1998	0011	560 ILP - TAYLOR - #4371	COM	14A	LMH	908.54	100.0	908.54	1	1	100.0	0	1
1998	0011	561 LIL - BORKOWSKI - #1406	COM	14A	LMH	3,333.50	100.0	3,333.50	1	1	100.0	0	1
1998	0011	562 ILP - ALEXANDER - #4382	COM	14A	LMH	908.54	100.0	908.54	1	1	100.0	0	1
1998	0011	563 ILP - MCKINNEY - #4384	COM	14A	LMH	132.00	100.0	132.00	1	1	100.0	0	1
1998	0011	564 ILP - MOUNTS - #4380	COM	14A	LMH	722.64	100.0	722.64	1	1	100.0	0	1
1998	0011	565 ILP - RYDER - #4381	COM	14A	LMH	2,475.00	100.0	2,475.00	1	1	100.0	0	1
1998	0011	567 LIL - NOTRO - #1724	COM	14A	LMH	13,723.95	100.0	13,723.95	1	1	100.0	0	1
1998	0011	571 ILP - SMITH - #4387	COM	14A	LMH	95.70	100.0	95.70	1	1	100.0	0	1
1998	0011	574 LIL - BELLAN - #4239	COM	14A	LMH	14,230.70	100.0	14,230.70	1	1	100.0	0	1
1998	0011	575 RPI - BRASTED - #4243	COM	14A	LMH	4,346.48	100.0	4,346.48	1	1	100.0	0	1
1998	0011	576 RPI - GRAHAM - #4060	COM	14B	LMH	2,770.00	100.0	2,770.00	2	2	100.0	0	2
1998	0011	577 LIL - HIBDON-SWEETLAND - #4262	COM	14A	LMH	22,260.55	100.0	22,260.55	1	1	100.0	0	1
1998	0011	578 RPI - LUMSDEN - #3089	COM	14B	LMH	10,100.00	100.0	10,100.00	2	2	100.0	0	2
1998	0011	579 RPI - SAPOURN - #4148	COM	14B	LMH	21,891.32	100.0	21,891.32	3	3	100.0	0	3
1998	0011	580 RPI - WANG - #4134	COM	14B	LMH	44,400.00	100.0	44,400.00	10	9	90.0	0	10
1998	0011	585 LIL - TARGAKIS - #1872	COM	14A	LMH	2,916.50	100.0	2,916.50	1	1	100.0	0	1
1998	0011	589 ILP - RICHARDSON - #4393	COM	14A	LMH	2,750.00	100.0	2,750.00	1	1	100.0	0	1
1998	0011	604 RPI - DLUHY - #4283	COM	14A	LMH	4,700.00	100.0	4,700.00	1	1	100.0	0	1
1998	0011	605 RPI - DUFEK - #4244	COM	14A	LMH	9,000.00	100.0	9,000.00	1	1	100.0	0	1
1998	0011	606 RPI - YOUNG - #4259	COM	14B	LMH	4,800.00	100.0	4,800.00	2	2	100.0	0	2
1998	0011	607 RPI - YOUNG - #4260	COM	14B	LMH	3,650.00	100.0	3,650.00	2	2	100.0	0	2
1998	0011	608 ILP - SOUTHERNLAND - #4928	COM	14A	LMH	635.74	100.0	635.74	1	1	100.0	0	1
1998	0011	609 ILP - ALDER - #4929	COM	14A	LMH	908.54	100.0	908.54	1	1	100.0	0	1
1998	0011	610 ILP - OLIVEROS - #4930	COM	14A	LMH	908.54	100.0	908.54	1	1	100.0	0	1
1998	0011	612 ILP - DUNSFORD - #4921	COM	14A	LMH	2,750.00	100.0	2,750.00	1	1	100.0	0	1

IDIS - PR10

U.S. Department of Housing and Urban Development
Office of Community Planning and Development
Integrated Disbursement and Information System
CDBG Housing Activities
PINELLAS COUNTY, FL

DATE: 12-29-14
TIME: 12:34
PAGE: 12

1998	0011	613 ILP - DYKMAN - #4923	COM	14A	LMH	908.54	100.0	908.54	1	1	100.0	0	1
1998	0011	614 ILP - PYLES - #4925	COM	14A	LMH	191.40	100.0	191.40	1	1	100.0	0	1
1998	0011	621 LIL - BEAL - #4919	COM	14A	LMH	34,720.45	100.0	34,720.45	1	1	100.0	0	1
1998	0011	622 ILP - DIEHL - #4947	COM	14A	LMH	1,100.93	100.0	1,100.93	1	1	100.0	0	1
1998	0011	623 ILP - KAISER - #4946	COM	14A	LMH	2,684.00	100.0	2,684.00	1	1	100.0	0	1
1998	0011	627 LIL - BURKE - #4938	COM	14A	LMH	7,500.00	100.0	7,500.00	1	1	100.0	0	1
1998	0011	632 ILP - CANTON - #4964	COM	14A	LMH	722.64	100.0	722.64	1	1	100.0	0	1
1998	0011	633 ILP - KARN - #4965	COM	14A	LMH	908.54	100.0	908.54	1	1	100.0	0	1
1998	0011	634 ILP - KENNEDY - #4963	COM	14A	LMH	2,750.00	100.0	2,750.00	1	1	100.0	0	1
1998	0011	635 ILP - NEWSOME - #4962	COM	14A	LMH	908.54	100.0	908.54	1	1	100.0	0	1
1998	0011	636 RPI - KRAUSE - #4081	COM	14B	LMH	6,518.24	100.0	6,518.24	2	2	100.0	0	2
1998	0011	637 DIS - KLEIN - #4977	COM	14A	LMH	37,000.00	100.0	37,000.00	1	1	100.0	0	1
1998	0011	638 RPI - YOUNG - #4983	COM	14B	LMH	4,250.00	100.0	4,250.00	2	2	100.0	0	2
1998	0011	639 DIS - HUSCHER - #4968	COM	14A	LMH	32,000.00	100.0	32,000.00	1	1	100.0	0	1
1998	0011	641 RPI - BUGBEE - #4916	COM	14B	LMH	7,000.00	100.0	7,000.00	8	6	75.0	0	8
1998	0011	642 RPI - YOUNG - #4982	COM	14B	LMH	4,250.00	100.0	4,250.00	2	2	100.0	0	2
1998	0011	643 RPI - CHIANG - #5073	COM	14B	LMH	18,000.00	100.0	18,000.00	3	3	100.0	0	3
1998	0011	644 LIL - PRATT - #4971	COM	14A	LMH	9,937.31	100.0	9,937.31	1	1	100.0	0	1
1998	0011	652 RPI - LENTRICCHIA - #4055	COM	14B	LMH	32,500.00	100.0	32,500.00	5	5	100.0	0	5
1998	0011	653 LIL - STEVENS - #4144	COM	14A	LMH	30,553.26	100.0	30,553.26	1	1	100.0	0	1
1998	0011	655 ILP - SPAULDING - #4969	COM	14A	LMH	2,744.50	100.0	2,744.50	1	1	100.0	0	1
1998	0011	692 LIL - BALNICKY - #2252	COM	14A	LMH	3,222.55	100.0	3,222.55	1	1	100.0	0	1
1998	0011	693 RPI - DIXON - #5010	COM	14B	LMH	18,000.00	100.0	18,000.00	2	2	100.0	0	2
1998	0011	695 RPI - O'CONNOR - #5013	COM	14A	LMH	9,000.00	100.0	9,000.00	1	1	100.0	0	1
1998	0011	697 RPI - GALLOWAY - #4976	COM	14B	LMH	21,800.00	100.0	21,800.00	5	4	80.0	0	5
1998	0011	698 RPI - KESTER - #5014	COM	14A	LMH	2,000.00	100.0	2,000.00	1	1	100.0	0	1
1998	0011	699 RPI - SAPOURN - #5040	COM	14B	LMH	9,105.85	100.0	9,105.85	2	2	100.0	0	2
1998	0011	700 ILP - ROSS - #5049	COM	14A	LMH	689.64	100.0	689.64	1	1	100.0	0	1
1998	0011	701 LIL - HAVORSEN - #4960	COM	14A	LMH	21,433.70	100.0	21,433.70	1	1	100.0	0	1

U.S. Department of Housing and Urban Development
Office of Community Planning and Development
Integrated Disbursement and Information System
CDBG Housing Activities
PINELLAS COUNTY, FL

1998	0011	702 RPI - ADAMOSKY - #4352	COM	14B	LMH	5,450.00	100.0	5,450.00	2	2	100.0	0	2
1998	0011	703 RPI - STEVENS - #4355	COM	14A	LMH	9,000.00	100.0	9,000.00	1	1	100.0	0	1
1998	0011	704 LIL - MARSHALL - #4909	COM	14A	LMH	26,044.30	100.0	26,044.30	1	1	100.0	0	1
1998	0011	706 LIL - ROETEMEYER - #4956	COM	14A	LMH	21,873.05	100.0	21,873.05	1	1	100.0	0	1
1998	0011	707 LIL - STEWART - #4970	COM	14A	LMH	34,500.78	100.0	34,500.78	1	1	100.0	0	1
1998	0011	708 ILP - TODD - #5052	COM	14A	LMH	2,145.00	100.0	2,145.00	1	1	100.0	0	1
1998	0011	709 RPI - TOBIN - #4358	COM	14B	LMH	25,500.00	100.0	25,500.00	11	8	72.7	0	11
1998	0011	710 RPI - CAREW - #5018	COM	14A	LMH	5,000.00	100.0	5,000.00	1	1	100.0	0	1
1998	0011	711 ILP - DENSON - #5068	COM	14A	LMH	722.64	100.0	722.64	1	1	100.0	0	1
1998	0011	712 ILP - MOORE - #5072	COM	14A	LMH	722.64	100.0	722.64	1	1	100.0	0	1
1998	0011	713 ILP - NEWMAN - #5069	COM	14A	LMH	722.64	100.0	722.64	1	1	100.0	0	1
1998	0011	726 ILP - MRUK - #5087	COM	14A	LMH	2,178.00	100.0	2,178.00	1	1	100.0	0	1
1998	0011	727 ILP - HERTZBERG - #5086	COM	14A	LMH	722.64	100.0	722.64	1	1	100.0	0	1
1998	0011	728 ILP - JONES - #5084	COM	14A	LMH	818.34	100.0	818.34	1	1	100.0	0	1
1998	0011	729 ILP - MOORE - #5085	COM	14A	LMH	2,750.00	100.0	2,750.00	1	1	100.0	0	1
1998	0011	730 ILP - SWARTZIE - #5083	COM	14A	LMH	722.64	100.0	722.64	1	1	100.0	0	1
1998	0013	640 DIS - HEISEY - #4973	COM	14A	LMH	37,500.00	100.0	37,500.00	1	1	100.0	0	1
1998 TOTALS: BUDGETED/UNDERWAY						0.00	0.0	0.00	0	0	0.0	0	0
COMPLETED						747,115.36	100.0	747,115.36	144	137	95.1	0	144
						747,115.36	100.0	747,115.36	144	137	95.1	0	144

PGM YEAR	PROJ ID	IDIS ACT ID	ACTIVITY NAME	STATUS	MTX CD	NTL OBJ	Total		CDBG DRAWN	AMOUNT	OCCUPIED TOTAL	UNITS L/M	% L/M	CUMULATIVE	
							EST.	% CDBG						OCCUPIED OWNER	UNITS RENTER
1997	0009	493	TBCDC HOME OWNERSHIP OPPORTUNITIES	COM	14A	LMH	35,219.68	100.0	35,219.68		3	3	100.0	0	3
1997	0010	405	RPI - DE YAMPERT - #4004	COM	14A	LMH	6,100.00	100.0	6,100.00		1	1	100.0	0	1
1997	0010	406	RPI - DE YAMPERT - #4005	COM	14A	LMH	6,734.97	100.0	6,734.97		1	1	100.0	0	1
1997	0010	430	CHAF-WINDTREE VILLAGE-#3082	COM	14B	LMA	52,687.60	0.0	52,687.60		0	0	0.0	0	0

U.S. Department of Housing and Urban Development
Office of Community Planning and Development
Integrated Disbursement and Information System
CDBG Housing Activities
PINELLAS COUNTY, FL

1997	0010	431	CHAF-WINDTREE VILLAGE-#3083	COM	14B	LMA	52,687.60	0.0	52,687.60	0	0	0.0	0	0
1997	0010	432	CHAF-WINDTREE VILLAGE-#3084	COM	14B	LMA	52,687.60	0.0	52,687.60	0	0	0.0	0	0
1997	0010	433	CHAF-WINDTREE VILLAGE-#3085	COM	14B	LMA	57,203.35	0.0	57,203.35	0	0	0.0	0	0
1997	0010	437	RPI - VOLPE - #4085	COM	14B	LMH	100,000.00	100.0	100,000.00	12	12	100.0	0	12
1997	0010	469	RPI - BRITNER - #4114	COM	14B	LMH	2,200.00	100.0	2,200.00	1	1	100.0	0	1
1997	0010	471	RPI - COMM SERV FOUND - #4061	COM	14B	LMH	26,500.00	100.0	26,500.00	4	4	100.0	0	4
1997	0010	472	RPI - LAWSON - #3068	COM	14B	LMH	8,000.00	100.0	8,000.00	1	1	100.0	0	1
1997 TOTALS: BUDGETED/UNDERWAY							0.00	0.0	0.00	0	0	0.0	0	0
COMPLETED							400,020.80	100.0	400,020.80	23	23	100.0	0	23
							400,020.80	100.0	400,020.80	23	23	100.0	0	23

PGM YEAR	PROJ ID	IDIS ACT ID	ACTIVITY NAME	STATUS	MTX CD	NTL OBJ	Total EST. AMT	% CDBG	DRAWN	CDBG AMOUNT	OCCUPIED TOTAL	UNITS L/M	% L/M	CUMULATIVE	
														OCCUPIED OWNER	UNITS RENTER
1996	0001	321	SANDPEBBLE APARTMENTS	COM	12	LMH	474,574.00	0.0		0.00	18	18	100.0	0	18
1996	0001	360	CHAF - WTV - #3075	COM	14B	LMH	166,407.60	47.0		78,284.10	3	3	100.0	0	3
1996	0012	282	RPI - BLEVINS #2810	COM	14B	LMH	0.00			0.00	2	2	100.0	0	2
1996	0012	283	RPI - TRESH #2828	COM	14B	LMH	0.00			0.00	4	4	100.0	0	4
1996	0012	284	RPI - BELL	COM	14B	LMH	0.00			0.00	3	3	100.0	0	3
1996	0012	285	RPI - KORRAT	COM	14B	LMH	0.00			0.00	4	4	100.0	0	4
1996	0012	286	RPI - RATLIFF #2791	COM	14B	LMH	3,800.00	100.0		3,800.00	3	3	100.0	0	3
1996	0012	287	RPI - STANG #2896	COM	14B	LMH	0.00			0.00	2	2	100.0	0	2
1996	0012	288	RPI - MICKLE #2936	COM	14B	LMH	14,000.00	100.0		14,000.00	6	6	100.0	0	6
1996	0012	289	RPI - CASSIDY #2886	COM	14B	LMH	8,000.00	100.0		8,000.00	2	2	100.0	0	2
1996	0012	290	RPI - HO #2842	COM	14B	LMH	9,200.00	100.0		9,200.00	3	3	100.0	0	3
1996	0012	291	RPI - GOO #2851	COM	14B	LMH	8,250.00	100.0		8,250.00	3	3	100.0	0	3
1996	0012	292	SUP - COVENANT FOUNDATION #2392	COM	14B	LMH	0.00			0.00	4	3	75.0	0	4
1996	0012	293	RPI - MICKLE #2781	COM	14B	LMH	32,600.00	100.0		32,600.00	5	4	80.0	0	5

IDIS - PR10

U.S. Department of Housing and Urban Development
Office of Community Planning and Development
Integrated Disbursement and Information System
CDBG Housing Activities
PINELLAS COUNTY, FL

DATE: 12-29-14
TIME: 12:34
PAGE: 15

1996	0012	295 RPI - POINDEXTER	COM	14B	LMH	0.00		0.00	2	2	100.0	0	2
1996	0012	296 RPI - HILBERT #2767	COM	14B	LMH	0.00		0.00	3	2	66.7	0	3
1996	0012	328 RPI - OLSEN - #2924	COM	14B	LMH	18,000.00	100.0	18,000.00	2	2	100.0	0	2
1996	0012	331 RPI - MITCHELL #2919	COM	14B	LMH	22,997.00	100.0	22,997.00	2	2	100.0	0	2
1996	0012	334 RPI - HILKERT - #3009	COM	14B	LMH	15,500.00	100.0	15,500.00	2	2	100.0	0	2
1996	0012	339 RPI -RATLIFF - #2998	COM	14B	LMH	11,287.81	100.0	11,287.81	2	2	100.0	0	2
1996	0012	342 RPI - FALZON #3088	COM	14B	LMH	8,400.00	100.0	8,400.00	3	3	100.0	0	3
1996	0012	377 RPI - JOHNSON - #2786	COM	14B	LMH	0.00		0.00	2	2	100.0	0	2
1996	0014	265 CONTRACT SVCS.-MISC SUN TRUST FEE	COM	14A	LMH	12,653.85	0.0	12,653.85	0	0	0.0	0	0
1996	0014	266 ILP - VAZQUEZ - #2967	COM	14A	LMH	2,722.50	100.0	2,722.50	1	1	100.0	0	1
1996	0014	267 LIL - YELVERTON - #2763	COM	14A	LMH	0.00		0.00	1	1	100.0	0	1
1996	0014	268 RPI - SORELLE - #2839	COM	14A	LMH	0.00		0.00	1	1	100.0	0	1
1996	0014	269 RPI - HILKERT - #2992	COM	14A	LMH	9,000.00	100.0	9,000.00	1	1	100.0	0	1
1996	0014	270 LIL - EPP - #2759	COM	14A	LMH	0.00		0.00	1	1	100.0	0	1
1996	0014	271 LIL - ROSKI - #2889	COM	14A	LMH	19,651.45	100.0	19,651.45	1	1	100.0	0	1
1996	0014	272 LIL - EVANS - #2722	COM	14A	LMH	0.00		0.00	1	1	100.0	0	1
1996	0014	273 LIL - DAVIS - #2731	COM	14A	LMH	0.00		0.00	1	1	100.0	0	1
1996	0014	274 ILP - AVERILL - #2961	COM	14A	LMH	2,750.00	100.0	2,750.00	1	1	100.0	0	1
1996	0014	275 ILP - BAYLOR - #2963	COM	14A	LMH	2,675.00	100.0	2,675.00	1	1	100.0	0	1
1996	0014	276 RPI - CAREW - #2795	COM	14A	LMH	0.00		0.00	1	1	100.0	0	1
1996	0014	277 LIL - GREEN - #1537	COM	14A	LMH	8.45	100.0	8.45	1	1	100.0	0	1
1996	0014	278 RPI - CAREW - #2794	COM	14A	LMH	0.00		0.00	1	1	100.0	0	1
1996	0014	279 LIL - WALKER - #2788	COM	14A	LMH	0.00		0.00	1	1	100.0	0	1
1996	0014	280 RPI - VALLONE - #2814	COM	14A	LMH	0.00		0.00	1	1	100.0	0	1
1996	0014	281 LIL - ZVOSECHZ - #2897	COM	14A	LMH	0.00		0.00	1	1	100.0	0	1
1996	0014	297 PORTFOLIO MANAGEMENT	COM	14A	LMH	0.00	0.0	0.00	0	0	0.0	0	0
1996	0014	322 LIL - LODGE - #4077	COM	14A	LMH	19,410.00	100.0	19,410.00	1	1	100.0	0	1
1996	0014	323 ILP - COVENANT FOUND. - #2778	COM	14A	LMH	0.00		0.00	6	6	100.0	0	6
1996	0014	327 RPI - CAREW - #2778	COM	14A	LMH	3,000.00	100.0	3,000.00	1	1	100.0	0	1

IDIS - PR10

U.S. Department of Housing and Urban Development
Office of Community Planning and Development
Integrated Disbursement and Information System
CDBG Housing Activities
PINELLAS COUNTY, FL

DATE: 12-29-14
TIME: 12:34
PAGE: 16

1996	0014	333 RPI - HEABERLIN - #3033	COM	14A	LMH	9,000.00	100.0	9,000.00	1	1	100.0	0	1
1996	0014	336 ILP - FUCHS - #2991	COM	14A	LMH	2,750.00	100.0	2,750.00	1	1	100.0	0	1
1996	0014	337 ILP - RYAN - #3046	COM	14A	LMH	2,475.00	100.0	2,475.00	1	1	100.0	0	1
1996	0014	338 ILP - WONG - #3055	COM	14A	LMH	2,711.50	100.0	2,711.50	1	1	100.0	0	1
1996	0014	343 RPI - SWANSON - #3041	COM	14A	LMH	7,700.00	100.0	7,700.00	1	1	100.0	0	1
1996	0014	397 ILP - BRYANT #4047	COM	14A	LMH	776.45	100.0	776.45	1	1	100.0	0	1
1996	0014	403 ILP - WELLS - #4069	COM	14A	LMH	1,049.35	100.0	1,049.35	1	1	100.0	0	1
1996	0014	414 ILP - RYBACK - #4076	COM	14A	LMH	2,736.80	100.0	2,736.80	1	1	100.0	0	1
1996	0014	422 ILP - CAPLINGER - #4089	COM	14A	LMH	2,750.00	100.0	2,750.00	1	1	100.0	0	1
1996	0014	434 ILP - BLACK - #4124	COM	14A	LMH	2,750.00	100.0	2,750.00	1	1	100.0	0	1
1996	0014	436 ILP - BUCKLEY - #4143	COM	14A	LMH	1,613.70	100.0	1,613.70	1	1	100.0	0	1
1996	0014	456 ILP - O'BRIEN - #4156	COM	14A	LMH	2,750.00	100.0	2,750.00	1	1	100.0	0	1
1996	0014	462 ILP - STANGE - #4188	COM	14A	LMH	2,502.50	100.0	2,502.50	1	1	100.0	0	1
1996	0014	466 ILP - PASCO - #4195	COM	14A	LMH	2,750.00	100.0	2,750.00	1	1	100.0	0	1
1996	0014	468 LIL - CUSTEAD - #4154	COM	14A	LMH	4,365.15	100.0	4,365.15	1	1	100.0	0	1
1996	0014	488 ILP - SCALZO - #4275	COM	14A	LMH	722.64	100.0	722.64	1	1	100.0	0	1
1996	0014	489 LIL - CHEFAN - #4268	COM	14A	LMH	2,750.00	100.0	2,750.00	1	1	100.0	0	1
1996	0014	490 ILP - BEER - #4256	COM	14A	LMH	722.64	100.0	722.64	1	1	100.0	0	1
1996	0014	491 LIL - ZIMDARS - #4101	COM	14A	LMH	9,299.05	100.0	9,299.05	1	1	100.0	0	1
1996	0014	495 LIL - CLAUSE - #4276	COM	14A	LMH	2,750.00	100.0	2,750.00	1	1	100.0	0	1
1996	0017	356 TBCDC - HOMEOWNERSHIP OPPORTUNITY	COM	14G	LMH	105,778.49	100.0	105,778.49	5	5	100.0	0	5
1996	0018	194 HATS AIR CONDITIONING	COM	14C	LMH	160,000.00	100.0	160,000.00	65	65	100.0	0	65

1996	TOTALS: BUDGETED/UNDERWAY	0.00	0.0	0.00	0	0	0.0	0	0
	COMPLETED	1,195,590.93	52.9	632,893.43	194	191	98.4	0	194
		1,195,590.93	52.9	632,893.43	194	191	98.4	0	194

PGM	PROJ	IDIS											CUMULATIVE		
YEAR	ID	ACT ID	ACTIVITY NAME	STATUS	MTX CD	NLT OBJ	Total EST. AMT	% CDBG	DRAWN	CDBG AMOUNT	OCCUPIED TOTAL	UNITS L/M	% L/M	OCCUPIED OWNER	UNITS RENTER

U.S. Department of Housing and Urban Development
Office of Community Planning and Development
Integrated Disbursement and Information System
CDBG Housing Activities
PINELLAS COUNTY, FL

1995	0020	228 SINGLE FAMILY RESIDENTIAL REHABILITATION	COM	14A	LMH	0.00		0.00	26	26	100.0	0	26
1995	0021	181 SINGLE FAMILY REHABILITATION	COM	14A	SBA	0.00	0.0	0.00	0	0	0.0	0	0
1995	0022	229 RPI - HERBERT #2469	COM	14B	LMH	0.00		0.00	4	4	100.0	0	4
1995	0022	230 RPI - FORD #2488	COM	14B	LMH	0.00		0.00	2	2	100.0	0	2
1995	0022	232 RPI - DUFEK #2546	COM	14B	LMH	0.00		0.00	2	2	100.0	0	2
1995	0022	233 RPI - JOHNSON #2707	COM	14B	LMH	0.00		0.00	2	2	100.0	0	2
1995	0022	234 RPI - BLEVINS #2741	COM	14B	LMH	0.00		0.00	2	2	100.0	0	2
1995	0022	235 RPI - HILBERT #2704	COM	14B	LMH	0.00		0.00	2	2	100.0	0	2
1995	0022	236 RPI - HEBERT #2661	COM	14B	LMH	0.00		0.00	3	3	100.0	0	3
1995 TOTALS: BUDGETED/UNDERWAY						0.00	0.0	0.00	0	0	0.0	0	0
COMPLETED						0.00	0.0	0.00	43	43	100.0	0	43
						0.00	0.0	0.00	43	43	100.0	0	43

PGM YEAR	PROJ ID	IDIS ACT ID	ACTIVITY NAME	STATUS	MTX CD	NTL OBJ	Total		CDBG DRAWN AMOUNT	OCCUPIED TOTAL	UNITS L/M	% L/M	CUMULATIVE	
							EST. AMT	% CDBG					OCCUPIED OWNER	UNITS RENTER
1994	0002	110	Unknown	COM	14B	LMH	0.00		0.00	12	0	0.0	0	12
1994	0002	113	Unknown	COM	14B	LMH	0.00		0.00	2	0	0.0	0	2
1994	0002	114	Unknown	COM	14A	LMH	0.00		0.00	1	1	100.0	0	1
1994	0002	117	Unknown	COM	14B	LMH	0.00		0.00	2	2	100.0	0	2
1994	0002	118	Unknown	COM	14B	LMH	0.00		0.00	4	0	0.0	0	4
1994	0002	119	COVENANT FOUNDATION SUPPORTIVE HOUSING	COM	14B	LMH	0.00		0.00	4	4	100.0	0	4
1994	0002	120	BRIDGEWORK COUNSELING CTR SUPPORTIVE HSG	COM	14B	LMH	0.00		0.00	6	6	100.0	0	6
1994	0002	122	Unknown	COM	14A	LMH	0.00	0.0	0.00	0	0	0.0	0	0
1994	0002	125	Unknown	COM	14A	LMH	0.00	0.0	0.00	0	0	0.0	0	0
1994	0002	126	Unknown	COM	14A	SBA	0.00	0.0	0.00	0	0	0.0	0	0
1994	0002	127	Unknown	COM	14A			0.0	0.00	0	0	0.0	0	0
1994	0002	132	Unknown	COM	14B	LMH	0.00		0.00	27	27	100.0	0	27

U.S. Department of Housing and Urban Development
Office of Community Planning and Development
Integrated Disbursement and Information System
CDBG Housing Activities
PINELLAS COUNTY, FL

1994	0002	135 Unknown	COM	14A	LMH	0.00		0.00	1	1	100.0	0	1
1994	0002	139 TBCDC HOMEOWNERSHIP OPPORTUNITY	COM	14A	LMH	0.00		0.00	7	7	100.0	0	7
1994	0002	162 Unknown	COM	14B	LMH	0.00		0.00	7	7	100.0	0	7
1994	0002	163 RPI PROGRAM -- R.A. WILHELM	COM	14B	LMH	0.00		0.00	3	2	66.7	0	3
1994	0002	164 RPI PROGRAM - ROSENKRANZ	COM	14B	LMH	0.00		0.00	8	8	100.0	0	8
1994	0002	165 SUP HSG PROGRAM - LUTHERAN RESIDENCES	COM	14B	LMH	0.00		0.00	180	180	100.0	0	180
1994	0002	166 Unknown	COM	14B	LMH	0.00	0.0	0.00	0	0	0.0	0	0
1994	0002	167 SUPPORTIVE HSG - ALMONY-SARITELLI	COM	14B	LMH	0.00		0.00	4	4	100.0	0	4
1994	0002	168 SUPPORTIVE HOUSING - GEORGE #2734	COM	14B	LMC	0.00		0.00	5	5	100.0	0	5
1994 TOTALS: BUDGETED/UNDERWAY						0.00	0.0	0.00	0	0	0.0	0	0
COMPLETED						0.00	0.0	0.00	273	254	93.0	0	273
						0.00	0.0	0.00	273	254	93.0	0	273



U.S. Department of Housing and Urban Development
Office of Community Planning and Development
Integrated Disbursement and Information System
Status of HOME Activities - Entitlement
PINELLAS COUNTY CONSORTIUM, FL

DATE: 12-29-14
TIME: 12:36
PAGE: 1

IDIS - PR22

Tenure Type	Activity Type	IDIS Activity	Activity Address	Activity Status	Status Date	Total Units	Home Units	Initial Funding Date	Committed Amount	Drawn Amount	PCT
Rental	NEW CONSTRUCTION	2334	1051 Holt Avenue , Clearwater FL, 33755	Completed	12/23/14	32	28	10/31/11	\$1,808,338.73	\$1,808,338.73	100.00%
Rental	NEW CONSTRUCTION	2388	4021 45th St N , St Petersburg FL, 33714	Open	05/21/14	68	5	10/25/12	\$710,000.00	\$707,300.44	99.62%
Rental	NEW CONSTRUCTION	2464	5726 126th Ave N , Clearwater FL, 33760	Open	09/11/14	6	6	09/11/14	\$205,000.00	\$0.00	0.00%
Rental	NEW CONSTRUCTION	2472	Duval Park Circle East of 44th Way , Largo FL, 33714	Open	09/29/14	88	88	09/29/14	\$800,000.00	\$0.00	0.00%
Rental	REHABILITATION	2172	1325 N Highland Ave , Clearwater FL, 33755	Completed	12/22/14	20	20	09/25/09	\$1,137,702.84	\$1,137,702.84	100.00%
Rental	REHABILITATION	2465	6835 54th Ave N , St Petersburg FL, 33709	Open	09/12/14	184	4	09/12/14	\$310,000.00	\$0.00	0.00%
Rental	ACQUISITION AND NEW CONSTRUCTION	2382	2503 50th Ave N , St Petersburg FL, 33714	Open	05/21/14	26	12	07/25/12	\$1,669,961.00	\$1,544,331.37	92.48%
Rental	ACQUISITION AND NEW CONSTRUCTION	2436	6040 31st St N , St Petersburg FL, 33714	Open	05/21/14	26	11	07/11/13	\$1,505,000.00	\$564,671.35	37.52%
Homebuyer	NEW CONSTRUCTION	2106	1884 N Betty Ln , Clearwater FL, 33755	Open	05/21/14	9	9	09/30/08	\$1,427,100.00	\$1,426,902.65	99.99%
Homebuyer	NEW CONSTRUCTION	2370	1141 Martin Luther King Jr Ave , Dunedin FL, 34698	Completed	09/11/14	19	10	06/14/12	\$643,860.41	\$643,860.41	100.00%
Homebuyer	ACQUISITION ONLY	1990	5970 21st St N , St Petersburg FL, 33714	Open	05/21/14	1	1	09/21/06	\$62,320.89	\$57,296.35	91.94%
Homebuyer	ACQUISITION ONLY	2444	814 19th St SW , Largo FL, 33770	Completed	09/25/14	1	1	09/26/13	\$26,000.00	\$26,000.00	100.00%
Homeowner Rehab	REHABILITATION	2460	3394 Shore Dr , Largo FL, 33771	Completed	09/25/14	1	1	05/07/14	\$46,758.49	\$46,758.49	100.00%
Homeowner Rehab	REHABILITATION	2461	711 3rd Ave SW , Largo FL, 33770	Completed	09/25/14	1	1	05/07/14	\$46,167.12	\$46,167.12	100.00%
Homeowner Rehab	REHABILITATION	2463	506 6th Ave NW , Largo FL, 33770	Open	08/27/14	1	1	08/27/14	\$136,965.13	\$0.00	0.00%



U.S. Department of Housing and Urban Development
Office of Community Planning and Development
Integrated Disbursement and Information System
CDBG Summary of Accomplishments
Program Year: 2013

DATE: 12-29-14
TIME: 12:37
PAGE: 1

PINELLAS COUNTY

Count of CDBG Activities with Disbursements by Activity Group & Matrix Code

Activity Group	Activity Category	Underway Count	Underway Activities Disbursed	Completed Count	Completed Activities Disbursed	Program Year Count	Total Activities Disbursed
Acquisition	Acquisition of Real Property (01)	0	\$0.00	5	\$3,096.35	5	\$3,096.35
	Disposition (02)	0	\$0.00	1	\$9,363.75	1	\$9,363.75
	Total Acquisition	0	\$0.00	6	\$12,460.10	6	\$12,460.10
Housing	Rehab; Single-Unit Residential (14A)	0	\$0.00	1	\$0.00	1	\$0.00
	Acquisition for Rehabilitation (14G)	1	\$37,723.24	0	\$0.00	1	\$37,723.24
	Code Enforcement (15)	0	\$0.00	1	\$51,854.10	1	\$51,854.10
	Total Housing	1	\$37,723.24	2	\$51,854.10	3	\$89,577.34
Public Facilities and Improvements	Public Facilities and Improvement (General) (03)	1	\$7,983.50	4	\$162,819.19	5	\$170,802.69
	Homeless Facilities (not operating costs) (03C)	0	\$0.00	1	\$300,000.00	1	\$300,000.00
	Parks, Recreational Facilities (03F)	0	\$0.00	1	\$42,799.19	1	\$42,799.19
	Street Improvements (03K)	1	\$231,629.74	2	\$173,249.23	3	\$404,878.97
	Total Public Facilities and Improvements	2	\$239,613.24	8	\$678,867.61	10	\$918,480.85
Public Services	Public Services (General) (05)	0	\$0.00	1	\$235,000.00	1	\$235,000.00
	Mental Health Services (05O)	1	\$72,676.83	0	\$0.00	1	\$72,676.83
	Neighborhood Cleanups (05V)	0	\$0.00	1	\$11,520.35	1	\$11,520.35
	Total Public Services	1	\$72,676.83	2	\$246,520.35	3	\$319,197.18
General Administration and Planning	Planning (20)	1	\$0.00	0	\$0.00	1	\$0.00
	General Program Administration (21A)	0	\$0.00	1	\$541,594.27	1	\$541,594.27
	Total General Administration and Planning	1	\$0.00	1	\$541,594.27	2	\$541,594.27
Grand Total		5	\$350,013.31	19	\$1,531,296.43	24	\$1,881,309.74



U.S. Department of Housing and Urban Development
Office of Community Planning and Development
Integrated Disbursement and Information System
CDBG Summary of Accomplishments
Program Year: 2013

DATE: 12-29-14
TIME: 12:37
PAGE: 2

PINELLAS COUNTY

CDBG Sum of Actual Accomplishments by Activity Group and Accomplishment Type

Activity Group	Matrix Code	Accomplishment Type	Program Year		
			Open Count	Completed Count	Totals
Acquisition	Acquisition of Real Property (01)	Persons	0	13,294	13,294
	Disposition (02)	Persons	0	1,035	1,035
	Total Acquisition		0	14,329	14,329
Housing	Acquisition for Rehabilitation (14G)	Housing Units	0	0	0
	Code Enforcement (15)	Persons	0	7,724	7,724
	Total Housing		0	7,724	7,724
Public Facilities and Improvements	Public Facilities and Improvement (General) (03)	Persons	1,035	11,079	12,114
	Homeless Facilities (not operating costs) (03C)	Public Facilities	0	18,544	18,544
	Parks, Recreational Facilities (03F)	Public Facilities	0	7,724	7,724
	Street Improvements (03K)	Persons	0	16,184	16,184
	Total Public Facilities and Improvements		1,035	53,531	54,566
Public Services	Public Services (General) (05)	Persons	0	3,155	3,155
	Mental Health Services (05O)	Persons	592	0	592
	Neighborhood Cleanups (05V)	Persons	0	2,610	2,610
	Total Public Services		592	5,765	6,357
Grand Total			1,627	81,349	82,976



U.S. Department of Housing and Urban Development
Office of Community Planning and Development
Integrated Disbursement and Information System
CDBG Summary of Accomplishments
Program Year: 2013

DATE: 12-29-14
TIME: 12:37
PAGE: 3

PINELLAS COUNTY

CDBG Beneficiaries by Racial / Ethnic Category

Housing-Non Housing	Race	Total Persons		Total Hispanic Persons		Total Households	Total Hispanic Households
Non Housing	White	14,710		2,150		0	0
	Black/African American	3,001		0		0	0
	Asian	53		0		0	0
	American Indian/Alaskan Native	8		0		0	0
	Native Hawaiian/Other Pacific Islander	22		0		0	0
	American Indian/Alaskan Native & White	3		0		0	0
	Amer. Indian/Alaskan Native & Black/African Amer.	1		0		0	0
	Other multi-racial	1,338		1		0	0
	Total Non Housing	19,136		2,151		0	0
Grand Total	White	14,710		2,150		0	0
	Black/African American	3,001		0		0	0
	Asian	53		0		0	0
	American Indian/Alaskan Native	8		0		0	0
	Native Hawaiian/Other Pacific Islander	22		0		0	0
	American Indian/Alaskan Native & White	3		0		0	0
	Amer. Indian/Alaskan Native & Black/African Amer.	1		0		0	0
	Other multi-racial	1,338		1		0	0
	Total Grand Total	19,136		2,151		0	0



U.S. Department of Housing and Urban Development
Office of Community Planning and Development
Integrated Disbursement and Information System
CDBG Summary of Accomplishments
Program Year: 2013

DATE: 12-29-14
TIME: 12:37
PAGE: 4

PINELLAS COUNTY

CDBG Beneficiaries by Income Category

Income Levels		Owner Occupied	Renter Occupied	Persons
Non Housing	Extremely Low ($\leq 30\%$)	0	0	479
	Low ($> 30\%$ and $\leq 50\%$)	0	0	11,493
	Mod ($> 50\%$ and $\leq 80\%$)	0	0	3,597
	Total Low-Mod	0	0	15,569
	Non Low-Mod ($> 80\%$)	0	0	3,567
	Total Beneficiaries	0	0	19,136



U.S. Department of Housing and Urban Development
Office of Community Planning and Development
Integrated Disbursement and Information System
PR 25 - Status of CHDO Funds by Fiscal Year Report
PINELLAS COUNTY CONSORTIUM, FL

DATE: 12-29-14
TIME: 12:39
PAGE: 1

Funds Not Subgranted To CHDOS

Fiscal Year	Fund Type	Balance to Reserve
2014	CHDO RESERVE CR	\$160,946.25
Total For 2014 Funds (CR+CC+CL)		\$160,946.25
Total For 2014 Funds (CO)		\$0.00

Funds Not Subgranted To CHDOS

Fiscal Year	Fund Type	Balance to Reserve
2013	CHDO RESERVE CR	\$158,663.40
Total For 2013 Funds (CR+CC+CL)		\$158,663.40
Total For 2013 Funds (CO)		\$0.00

Funds Subgranted To CHDOS

Fiscal Year	CHDO Name	Fund Type	Amount Reserved	Amount Committed	Balance to Commit	% Committed Reserved	Amount Disbursed	% Disbursed Committed
2011	CONTEMPORARY HOUSING ALTERNATIVES	CR	\$236,665.95	\$236,665.95	\$0.00	100.0%	\$126,489.69	53.4%
Fund Type Total for 2011		CR	\$236,665.95	\$236,665.95	\$0.00	100.0%	\$126,489.69	53.4%
Total For 2011 Funds (CR+CC+CL)			\$236,665.95					
Total For 2011 Funds (CO)			\$0.00					

Funds Subgranted To CHDOS

Fiscal Year	CHDO Name	Fund Type	Amount Reserved	Amount Committed	Balance to Commit	% Committed Reserved	Amount Disbursed	% Disbursed Committed
2010	CONTEMPORARY HOUSING ALTERNATIVES	CR	\$267,355.05	\$267,355.05	\$0.00	100.0%	\$267,355.05	100.0%
Fund Type Total for 2010		CR	\$267,355.05	\$267,355.05	\$0.00	100.0%	\$267,355.05	100.0%
Total For 2010 Funds (CR+CC+CL)			\$267,355.05					
Total For 2010 Funds (CO)			\$0.00					



U.S. Department of Housing and Urban Development
Office of Community Planning and Development
Integrated Disbursement and Information System
PR 25 - Status of CHDO Funds by Fiscal Year Report
PINELLAS COUNTY CONSORTIUM, FL

DATE: 12-29-14
TIME: 12:39
PAGE: 2

Funds Subgranted To CHDOS

Fiscal Year	CHDO Name	Fund Type	Amount Reserved	Amount Committed	Balance to Commit	% Committed Reserved	Amount Disbursed	% Disbursed Committed
2009	CONTEMPORARY HOUSING ALTERNATIVES	CR	\$277,801.65	\$277,801.65	\$0.00	100.0%	\$277,801.65	100.0%
Fund Type Total for 2009			\$277,801.65	\$277,801.65	\$0.00	100.0%	\$277,801.65	100.0%
Total For 2009 Funds (CR+CC+CL)			\$277,801.65					
Total For 2009 Funds (CO)			\$0.00					

Funds Subgranted To CHDOS

Fiscal Year	CHDO Name	Fund Type	Amount Reserved	Amount Committed	Balance to Commit	% Committed Reserved	Amount Disbursed	% Disbursed Committed
2008	CONTEMPORARY HOUSING ALTERNATIVES	CR	\$245,397.15	\$245,397.15	\$0.00	100.0%	\$245,397.15	100.0%
Fund Type Total for 2008			\$245,397.15	\$245,397.15	\$0.00	100.0%	\$245,397.15	100.0%
Total For 2008 Funds (CR+CC+CL)			\$245,397.15					
Total For 2008 Funds (CO)			\$0.00					

Funds Subgranted To CHDOS

Fiscal Year	CHDO Name	Fund Type	Amount Reserved	Amount Committed	Balance to Commit	% Committed Reserved	Amount Disbursed	% Disbursed Committed
2007	CONTEMPORARY HOUSING ALTERNATIVES	CR	\$1,467,980.81	\$1,467,980.81	\$0.00	100.0%	\$1,467,980.81	100.0%
Fund Type Total for 2007			\$1,467,980.81	\$1,467,980.81	\$0.00	100.0%	\$1,467,980.81	100.0%
Total For 2007 Funds (CR+CC+CL)			\$1,467,980.81					
Total For 2007 Funds (CO)			\$0.00					

Funds Subgranted To CHDOS

Fiscal Year	CHDO Name	Fund Type	Amount Reserved	Amount Committed	Balance to Commit	% Committed Reserved	Amount Disbursed	% Disbursed Committed
2006	CONTEMPORARY HOUSING ALTERNATIVES	CR	\$256,683.90	\$256,683.90	\$0.00	100.0%	\$256,683.90	100.0%
Fund Type Total for 2006			\$256,683.90	\$256,683.90	\$0.00	100.0%	\$256,683.90	100.0%
Total For 2006 Funds (CR+CC+CL)			\$256,683.90					
Total For 2006 Funds (CO)			\$0.00					



U.S. Department of Housing and Urban Development
Office of Community Planning and Development
Integrated Disbursement and Information System
PR 25 - Status of CHDO Funds by Fiscal Year Report
PINELLAS COUNTY CONSORTIUM, FL

DATE: 12-29-14
TIME: 12:39
PAGE: 3

Funds Subgranted To CHDOS

Fiscal Year	CHDO Name	Fund Type	Amount Reserved	Amount Committed	Balance to Commit	% Committed Reserved	Amount Disbursed	% Disbursed Committed
2005	CONTEMPORARY HOUSING ALTERNATIVES	CR	\$318,061.23	\$318,061.23	\$0.00	100.0%	\$318,061.23	100.0%
Fund Type Total for 2005			\$318,061.23	\$318,061.23	\$0.00	100.0%	\$318,061.23	100.0%
Total For 2005 Funds (CR+CC+CL)			\$318,061.23					
Total For 2005 Funds (CO)			\$0.00					

Funds Subgranted To CHDOS

Fiscal Year	CHDO Name	Fund Type	Amount Reserved	Amount Committed	Balance to Commit	% Committed Reserved	Amount Disbursed	% Disbursed Committed
2004	CONTEMPORARY HOUSING ALTERNATIVES	CR	\$589,919.43	\$589,919.43	\$0.00	100.0%	\$589,919.43	100.0%
Fund Type Total for 2004			\$589,919.43	\$589,919.43	\$0.00	100.0%	\$589,919.43	100.0%
Total For 2004 Funds (CR+CC+CL)			\$589,919.43					
Total For 2004 Funds (CO)			\$0.00					

Funds Subgranted To CHDOS

Fiscal Year	CHDO Name	Fund Type	Amount Reserved	Amount Committed	Balance to Commit	% Committed Reserved	Amount Disbursed	% Disbursed Committed
2003	CONTEMPORARY HOUSING ALTERNATIVES	CR	\$279,384.30	\$279,384.30	\$0.00	100.0%	\$279,384.30	100.0%
Fund Type Total for 2003			\$279,384.30	\$279,384.30	\$0.00	100.0%	\$279,384.30	100.0%
Total For 2003 Funds (CR+CC+CL)			\$279,384.30					
Total For 2003 Funds (CO)			\$0.00					

Funds Subgranted To CHDOS

Fiscal Year	CHDO Name	Fund Type	Amount Reserved	Amount Committed	Balance to Commit	% Committed Reserved	Amount Disbursed	% Disbursed Committed
2002	CONTEMPORARY HOUSING ALTERNATIVES	CR	\$1,201,000.00	\$1,201,000.00	\$0.00	100.0%	\$1,201,000.00	100.0%
Fund Type Total for 2002			\$1,201,000.00	\$1,201,000.00	\$0.00	100.0%	\$1,201,000.00	100.0%
Total For 2002 Funds (CR+CC+CL)			\$1,201,000.00					
Total For 2002 Funds (CO)			\$0.00					



U.S. Department of Housing and Urban Development
Office of Community Planning and Development
Integrated Disbursement and Information System
PR 25 - Status of CHDO Funds by Fiscal Year Report
PINELLAS COUNTY CONSORTIUM, FL

DATE: 12-29-14
TIME: 12:39
PAGE: 4

Funds Subgranted To CHDOS

Fiscal Year	CHDO Name	Fund Type	Amount Reserved	Amount Committed	Balance to Commit	% Committed Reserved	Amount Disbursed	% Disbursed Committed
2001	CONTEMPORARY HOUSING ALTERNATIVES	CR	\$272,674.58	\$272,674.58	\$0.00	100.0%	\$272,674.58	100.0%
Fund Type Total for 2001			\$272,674.58	\$272,674.58	\$0.00	100.0%	\$272,674.58	100.0%
Total For 2001 Funds (CR+CC+CL)			\$272,674.58					
Total For 2001 Funds (CO)			\$0.00					

Funds Subgranted To CHDOS

Fiscal Year	CHDO Name	Fund Type	Amount Reserved	Amount Committed	Balance to Commit	% Committed Reserved	Amount Disbursed	% Disbursed Committed
2000	HOMES FOR INDEPENDENCE, INC.	CR	\$307,150.00	\$307,150.00	\$0.00	100.0%	\$307,150.00	100.0%
	PINELLAS AFFORDABLE LIVING, INC.	CR	\$136,540.00	\$136,540.00	\$0.00	100.0%	\$136,540.00	100.0%
Fund Type Total for 2000			\$443,690.00	\$443,690.00	\$0.00	100.0%	\$443,690.00	100.0%
Total For 2000 Funds (CR+CC+CL)			\$443,690.00					
Total For 2000 Funds (CO)			\$0.00					

Funds Subgranted To CHDOS

Fiscal Year	CHDO Name	Fund Type	Amount Reserved	Amount Committed	Balance to Commit	% Committed Reserved	Amount Disbursed	% Disbursed Committed
1999	CONTEMPORARY HOUSING ALTERNATIVES	CR	\$836,104.10	\$836,104.10	\$0.00	100.0%	\$836,104.10	100.0%
Fund Type Total for 1999			\$836,104.10	\$836,104.10	\$0.00	100.0%	\$836,104.10	100.0%
Total For 1999 Funds (CR+CC+CL)			\$836,104.10					
Total For 1999 Funds (CO)			\$0.00					

Funds Subgranted To CHDOS

Fiscal Year	CHDO Name	Fund Type	Amount Reserved	Amount Committed	Balance to Commit	% Committed Reserved	Amount Disbursed	% Disbursed Committed
1998	CONTEMPORARY HOUSING ALTERNATIVES	CR	\$752,291.00	\$752,291.00	\$0.00	100.0%	\$752,291.00	100.0%
Fund Type Total for 1998			\$752,291.00	\$752,291.00	\$0.00	100.0%	\$752,291.00	100.0%
Total For 1998 Funds (CR+CC+CL)			\$752,291.00					
Total For 1998 Funds (CO)			\$0.00					



U.S. Department of Housing and Urban Development
Office of Community Planning and Development
Integrated Disbursement and Information System
PR 25 - Status of CHDO Funds by Fiscal Year Report
PINELLAS COUNTY CONSORTIUM, FL

DATE: 12-29-14
TIME: 12:39
PAGE: 5

Funds Subgranted To CHDOS

Fiscal Year	CHDO Name	Fund Type	Amount Reserved	Amount Committed	Balance to Commit	% Committed Reserved	Amount Disbursed	% Disbursed Committed
1997	CONTEMPORARY HOUSING ALTERNATIVES	CR	\$189,150.00	\$189,150.00	\$0.00	100.0%	\$189,150.00	100.0%
	Fund Type Total for 1997	CR	\$189,150.00	\$189,150.00	\$0.00	100.0%	\$189,150.00	100.0%
Total For 1997 Funds (CR+CC+CL)			\$189,150.00					
Total For 1997 Funds (CO)			\$0.00					

Funds Subgranted To CHDOS

Fiscal Year	CHDO Name	Fund Type	Amount Reserved	Amount Committed	Balance to Commit	% Committed Reserved	Amount Disbursed	% Disbursed Committed
1996	CLEARWATER NEIGHBORHOOD HOUSING SERVICES, INC	CR	\$662,842.23	\$662,842.23	\$0.00	100.0%	\$662,842.23	100.0%
	CONTEMPORARY HOUSING ALTERNATIVES	CR	\$446,000.00	\$446,000.00	\$0.00	100.0%	\$446,000.00	100.0%
	Fund Type Total for 1996	CR	\$1,108,842.23	\$1,108,842.23	\$0.00	100.0%	\$1,108,842.23	100.0%
Total For 1996 Funds (CR+CC+CL)			\$1,108,842.23					
Total For 1996 Funds (CO)			\$0.00					

Funds Subgranted To CHDOS

Fiscal Year	CHDO Name	Fund Type	Amount Reserved	Amount Committed	Balance to Commit	% Committed Reserved	Amount Disbursed	% Disbursed Committed
1995	CLEARWATER NEIGHBORHOOD HOUSING SERVICES, INC	CR	\$265,000.00	\$265,000.00	\$0.00	100.0%	\$265,000.00	100.0%
	Fund Type Total for 1995	CR	\$265,000.00	\$265,000.00	\$0.00	100.0%	\$265,000.00	100.0%
Total For 1995 Funds (CR+CC+CL)			\$265,000.00					
Total For 1995 Funds (CO)			\$0.00					

Funds Subgranted To CHDOS

Fiscal Year	CHDO Name	Fund Type	Amount Reserved	Amount Committed	Balance to Commit	% Committed Reserved	Amount Disbursed	% Disbursed Committed
1994	CLEARWATER NEIGHBORHOOD HOUSING SERVICES, INC	CR	\$244,350.00	\$244,350.00	\$0.00	100.0%	\$244,350.00	100.0%
	Fund Type Total for 1994	CR	\$244,350.00	\$244,350.00	\$0.00	100.0%	\$244,350.00	100.0%
Total For 1994 Funds (CR+CC+CL)			\$244,350.00					
Total For 1994 Funds (CO)			\$0.00					



U.S. Department of Housing and Urban Development
Office of Community Planning and Development
Integrated Disbursement and Information System
PR 25 - Status of CHDO Funds by Fiscal Year Report
PINELLAS COUNTY CONSORTIUM, FL

DATE: 12-29-14
TIME: 12:39
PAGE: 6

Funds Subgranted To CHDOS

Fiscal Year	CHDO Name	Fund Type	Amount Reserved	Amount Committed	Balance to Commit	% Committed Reserved	Amount Disbursed	% Disbursed Committed
1993	CLEARWATER NEIGHBORHOOD HOUSING SERVICES, INC	CR	\$192,600.00	\$192,600.00	\$0.00	100.0%	\$192,600.00	100.0%
	Fund Type Total for 1993	CR	\$192,600.00	\$192,600.00	\$0.00	100.0%	\$192,600.00	100.0%
Total For 1993 Funds (CR+CC+CL)			\$192,600.00					
Total For 1993 Funds (CO)			\$0.00					

Funds Subgranted To CHDOS

Fiscal Year	CHDO Name	Fund Type	Amount Reserved	Amount Committed	Balance to Commit	% Committed Reserved	Amount Disbursed	% Disbursed Committed
1992	CLEARWATER NEIGHBORHOOD HOUSING SERVICES, INC	CR	\$292,950.00	\$292,950.00	\$0.00	100.0%	\$292,950.00	100.0%
	Fund Type Total for 1992	CR	\$292,950.00	\$292,950.00	\$0.00	100.0%	\$292,950.00	100.0%
Total For 1992 Funds (CR+CC+CL)			\$292,950.00					
Total For 1992 Funds (CO)			\$0.00					

Total For All Years (Subgranted to CHDOS)	\$9,737,901.38
Total For All Years (Not Subgranted to CHDOS)	\$319,609.65
Grand Total	\$10,057,511.03



U.S. Department of Housing and Urban Development
Office of Community Planning and Development
Integrated Disbursement and Information System
Status of HOME Grants
PINELLAS COUNTY CONSORTIUM

DATE: 12-29-14
TIME: 12:40
PAGE: 1

IDIS - PR27

Commitments from Authorized Funds

Fiscal Year	Total Authorization	Admin/CHDO OP Authorization	CR/CL/CC – Amount Committed to CHDOS	% CHDO Cmtd	SU Funds-Subgrants to Other Entities	EN Funds-PJ Committed to Activities	Total Authorized Commitments	% of Auth Cmtd
1992	\$1,953,000.00	\$0.00	\$292,950.00	15.0%	\$0.00	\$1,660,050.00	\$1,953,000.00	100.0%
1993	\$1,284,000.00	\$108,352.73	\$192,600.00	15.0%	\$332,997.44	\$650,049.83	\$1,284,000.00	100.0%
1994	\$1,629,000.00	\$23,236.48	\$244,350.00	15.0%	\$521,340.23	\$840,073.29	\$1,629,000.00	100.0%
1995	\$1,759,000.00	\$0.00	\$265,000.00	15.0%	\$0.00	\$1,494,000.00	\$1,759,000.00	100.0%
1996	\$1,768,000.00	\$0.00	\$1,108,842.23	62.7%	\$0.00	\$659,157.77	\$1,768,000.00	100.0%
1997	\$1,261,000.00	\$152,500.00	\$189,150.00	15.0%	\$0.00	\$919,350.00	\$1,261,000.00	100.0%
1998	\$1,336,000.00	\$133,600.00	\$752,291.00	56.3%	\$0.00	\$450,109.00	\$1,336,000.00	100.0%
1999	\$1,466,000.00	\$146,600.00	\$836,104.10	57.0%	\$0.00	\$483,295.90	\$1,466,000.00	100.0%
2000	\$1,541,000.00	\$188,696.62	\$443,690.00	28.7%	\$0.00	\$908,613.38	\$1,541,000.00	100.0%
2001	\$1,709,000.00	\$243,788.85	\$272,674.58	15.9%	\$0.00	\$1,192,536.57	\$1,709,000.00	100.0%
2002	\$1,702,000.00	\$228,661.26	\$1,201,000.00	70.5%	\$0.00	\$272,338.74	\$1,702,000.00	100.0%
2003	\$1,862,562.00	\$323,239.26	\$279,384.30	15.0%	\$0.00	\$1,259,938.44	\$1,862,562.00	100.0%
2004	\$2,084,691.00	\$325,518.75	\$589,919.43	28.2%	\$0.00	\$1,169,252.82	\$2,084,691.00	100.0%
2005	\$1,888,356.00	\$336,318.73	\$318,061.23	16.8%	\$0.00	\$1,233,976.04	\$1,888,356.00	100.0%
2006	\$1,748,124.00	\$327,730.57	\$256,683.90	14.6%	\$0.00	\$1,163,709.53	\$1,748,124.00	100.0%
2007	\$1,726,809.00	\$168,991.10	\$1,467,980.81	85.0%	\$0.00	\$89,837.09	\$1,726,809.00	100.0%
2008	\$1,650,889.00	\$163,598.10	\$245,397.15	14.8%	\$0.00	\$1,241,893.75	\$1,650,889.00	100.0%
2009	\$1,852,011.00	\$214,330.73	\$277,801.65	15.0%	\$0.00	\$1,359,878.62	\$1,852,011.00	100.0%
2010	\$1,782,367.00	\$242,917.21	\$267,355.05	15.0%	\$0.00	\$1,272,094.74	\$1,782,367.00	100.0%
2011	\$1,577,773.00	\$168,832.51	\$236,665.95	15.0%	\$0.00	\$1,172,274.54	\$1,577,773.00	100.0%
2012	\$1,069,063.00	\$106,906.30	\$0.00	0.0%	\$0.00	\$962,156.70	\$1,069,063.00	100.0%
2013	\$1,057,756.00	\$105,775.60	\$0.00	0.0%	\$0.00	\$118,540.37	\$224,315.97	21.2%
2014	\$1,072,975.00	\$107,297.50	\$0.00	0.0%	\$0.00	\$0.00	\$107,297.50	10.0%
Total	\$36,781,376.00	\$3,816,892.30	\$9,737,901.38	26.4%	\$854,337.67	\$20,573,127.12	\$34,982,258.47	95.1%



U.S. Department of Housing and Urban Development
Office of Community Planning and Development
Integrated Disbursement and Information System
Status of HOME Grants
PINELLAS COUNTY CONSORTIUM

DATE: 12-29-14
TIME: 12:40
PAGE: 2

IDIS - PR27

Program Income (PI)

Program Year	Total Receipts	Amount Suballocated to PA	Amount Committed to Activities	% Committed	Net Disbursed	Disbursed Pending Approval	Total Disbursed	% Disbursed
1992	\$0.00	N/A	\$0.00	0.0%	\$0.00	\$0.00	\$0.00	0.0%
1993	\$0.00	N/A	\$0.00	0.0%	\$0.00	\$0.00	\$0.00	0.0%
1994	\$0.00	N/A	\$0.00	0.0%	\$0.00	\$0.00	\$0.00	0.0%
1995	\$0.00	N/A	\$0.00	0.0%	\$0.00	\$0.00	\$0.00	0.0%
1996	\$688,764.45	N/A	\$688,764.45	100.0%	\$688,764.45	\$0.00	\$688,764.45	100.0%
1997	\$896,465.80	N/A	\$896,465.80	100.0%	\$896,465.80	\$0.00	\$896,465.80	100.0%
1998	\$457,827.49	N/A	\$457,827.49	100.0%	\$457,827.49	\$0.00	\$457,827.49	100.0%
1999	\$406,417.60	N/A	\$406,417.60	100.0%	\$406,417.60	\$0.00	\$406,417.60	100.0%
2000	\$626,651.23	N/A	\$626,651.23	100.0%	\$626,651.23	\$0.00	\$626,651.23	100.0%
2001	\$780,931.00	N/A	\$780,931.00	100.0%	\$780,931.00	\$0.00	\$780,931.00	100.0%
2002	\$921,228.20	N/A	\$921,228.20	100.0%	\$921,228.20	\$0.00	\$921,228.20	100.0%
2003	\$1,369,830.64	N/A	\$1,369,830.64	100.0%	\$1,369,830.64	\$0.00	\$1,369,830.64	100.0%
2004	\$1,368,346.08	N/A	\$1,368,346.08	100.0%	\$1,368,346.08	\$0.00	\$1,368,346.08	100.0%
2005	\$1,800,683.17	N/A	\$1,800,683.17	100.0%	\$1,800,683.17	\$0.00	\$1,800,683.17	100.0%
2006	\$1,667,798.22	N/A	\$1,667,798.22	100.0%	\$1,667,798.22	\$0.00	\$1,667,798.22	100.0%
2007	\$618,495.91	N/A	\$618,495.91	100.0%	\$618,495.91	\$0.00	\$618,495.91	100.0%
2008	\$446,951.56	N/A	\$446,951.56	100.0%	\$446,951.56	\$0.00	\$446,951.56	100.0%
2009	\$650,602.59	N/A	\$650,602.59	100.0%	\$650,602.59	\$0.00	\$650,602.59	100.0%
2010	\$646,805.12	N/A	\$646,805.12	100.0%	\$646,805.12	\$0.00	\$646,805.12	100.0%
2011	\$778,526.94	N/A	\$778,526.94	100.0%	\$778,526.94	\$0.00	\$778,526.94	100.0%
2012	\$768,159.26	\$75,877.87	\$692,281.39	100.0%	\$692,281.39	\$0.00	\$692,281.39	100.0%
2013	\$760,837.15	\$76,083.72	\$302,450.79	44.1%	\$302,450.79	\$0.00	\$302,450.79	44.1%
2014	\$0.00	\$0.00	\$0.00	0.0%	\$0.00	\$0.00	\$0.00	0.0%
Total	\$15,655,322.41	\$151,961.59	\$15,121,058.18	97.5%	\$15,121,058.18	\$0.00	\$15,121,058.18	97.5%



U.S. Department of Housing and Urban Development
Office of Community Planning and Development
Integrated Disbursement and Information System
Status of HOME Grants
PINELLAS COUNTY CONSORTIUM

DATE: 12-29-14
TIME: 12:40
PAGE: 3

IDIS - PR27

Program Income for Administration (PA)

Program Year	Authorized Amount	Amount Committed to Activities	% Committed	Net Disbursed	Disbursed Pending Approval	Total Disbursed	% Disbursed
2012	\$75,877.87	\$75,877.87	100.0%	\$75,877.87	\$0.00	\$75,877.87	100.0%
2013	\$76,083.72	\$33,605.64	44.1%	\$33,605.64	\$0.00	\$33,605.64	44.1%
2014	\$0.00	\$0.00	0.0%	\$0.00	\$0.00	\$0.00	0.0%
Total	\$151,961.59	\$109,483.51	72.0%	\$109,483.51	\$0.00	\$109,483.51	72.0%



U.S. Department of Housing and Urban Development
Office of Community Planning and Development
Integrated Disbursement and Information System
Status of HOME Grants
PINELLAS COUNTY CONSORTIUM

DATE: 12-29-14
TIME: 12:40
PAGE: 4

IDIS - PR27

Recaptured Homebuyer Funds (HP)

Program Year	Total Receipts	Amount Committed to Activities	% Committed	Net Disbursed	Disbursed Pending Approval	Total Disbursed	% Disbursed
2015	\$0.00	\$0.00	0.00%	\$0.00	\$0.00	\$0.00	0.00%
Total	\$0.00	\$0.00	0.00%	\$0.00	\$0.00	\$0.00	0.00%



U.S. Department of Housing and Urban Development
Office of Community Planning and Development
Integrated Disbursement and Information System
Status of HOME Grants
PINELLAS COUNTY CONSORTIUM

DATE: 12-29-14
TIME: 12:40
PAGE: 5

IDIS - PR27

Repayments to Local Account (IU)

Program Year	Total Receipts	Amount Committed to Activities	% Committed	Net Disbursed	Disbursed Pending Approval	Total Disbursed	% Disbursed
2015	\$0.00	\$0.00	0.00%	\$0.00	\$0.00	\$0.00	0.00%
Total	\$0.00	\$0.00	0.00%	\$0.00	\$0.00	\$0.00	0.00%



U.S. Department of Housing and Urban Development
Office of Community Planning and Development
Integrated Disbursement and Information System
Status of HOME Grants
PINELLAS COUNTY CONSORTIUM

DATE: 12-29-14
TIME: 12:40
PAGE: 6

IDIS - PR27

Disbursements from Treasury Account

Fiscal Year	Total Authorization	Disbursed	Returned	Net Disbursed	Disbursed Pending Approval	Total Disbursed	% Disb	Available to Disburse
1992	\$1,953,000.00	\$1,953,000.00	\$0.00	\$1,953,000.00	\$0.00	\$1,953,000.00	100.0%	\$0.00
1993	\$1,284,000.00	\$1,284,000.00	\$0.00	\$1,284,000.00	\$0.00	\$1,284,000.00	100.0%	\$0.00
1994	\$1,629,000.00	\$1,629,000.00	\$0.00	\$1,629,000.00	\$0.00	\$1,629,000.00	100.0%	\$0.00
1995	\$1,759,000.00	\$1,759,000.00	\$0.00	\$1,759,000.00	\$0.00	\$1,759,000.00	100.0%	\$0.00
1996	\$1,768,000.00	\$1,768,000.00	\$0.00	\$1,768,000.00	\$0.00	\$1,768,000.00	100.0%	\$0.00
1997	\$1,261,000.00	\$1,261,000.00	\$0.00	\$1,261,000.00	\$0.00	\$1,261,000.00	100.0%	\$0.00
1998	\$1,336,000.00	\$1,336,000.00	\$0.00	\$1,336,000.00	\$0.00	\$1,336,000.00	100.0%	\$0.00
1999	\$1,466,000.00	\$1,466,000.00	\$0.00	\$1,466,000.00	\$0.00	\$1,466,000.00	100.0%	\$0.00
2000	\$1,541,000.00	\$1,541,000.00	\$0.00	\$1,541,000.00	\$0.00	\$1,541,000.00	100.0%	\$0.00
2001	\$1,709,000.00	\$1,709,000.00	\$0.00	\$1,709,000.00	\$0.00	\$1,709,000.00	100.0%	\$0.00
2002	\$1,702,000.00	\$1,702,000.00	\$0.00	\$1,702,000.00	\$0.00	\$1,702,000.00	100.0%	\$0.00
2003	\$1,862,562.00	\$1,862,562.00	\$0.00	\$1,862,562.00	\$0.00	\$1,862,562.00	100.0%	\$0.00
2004	\$2,084,691.00	\$2,084,691.00	\$0.00	\$2,084,691.00	\$0.00	\$2,084,691.00	100.0%	\$0.00
2005	\$1,888,356.00	\$1,888,356.00	\$0.00	\$1,888,356.00	\$0.00	\$1,888,356.00	100.0%	\$0.00
2006	\$1,748,124.00	\$1,748,124.00	\$0.00	\$1,748,124.00	\$0.00	\$1,748,124.00	100.0%	\$0.00
2007	\$1,726,809.00	\$1,726,809.00	\$0.00	\$1,726,809.00	\$0.00	\$1,726,809.00	100.0%	\$0.00
2008	\$1,650,889.00	\$1,650,889.00	\$0.00	\$1,650,889.00	\$0.00	\$1,650,889.00	100.0%	\$0.00
2009	\$1,852,011.00	\$1,852,011.00	\$0.00	\$1,852,011.00	\$0.00	\$1,852,011.00	100.0%	\$0.00
2010	\$1,782,367.00	\$1,619,670.01	\$0.00	\$1,619,670.01	\$0.00	\$1,619,670.01	90.8%	\$162,696.99
2011	\$1,577,773.00	\$295,322.20	\$0.00	\$295,322.20	\$0.00	\$295,322.20	18.7%	\$1,282,450.80
2012	\$1,069,063.00	\$106,906.30	\$0.00	\$106,906.30	\$0.00	\$106,906.30	10.0%	\$962,156.70
2013	\$1,057,756.00	\$6,696.46	\$0.00	\$6,696.46	\$0.00	\$6,696.46	0.6%	\$1,051,059.54
2014	\$1,072,975.00	\$0.00	\$0.00	\$0.00	\$0.00	\$0.00	0.0%	\$1,072,975.00
Total	\$36,781,376.00	\$32,250,036.97	\$0.00	\$32,250,036.97	\$0.00	\$32,250,036.97	87.6%	\$4,531,339.03



U.S. Department of Housing and Urban Development
Office of Community Planning and Development
Integrated Disbursement and Information System
Status of HOME Grants
PINELLAS COUNTY CONSORTIUM

DATE: 12-29-14
TIME: 12:40
PAGE: 7

IDIS - PR27

Home Activities Commitments/Disbursements from Treasury Account

Fiscal Year	Authorized for Activities	Amount Committed to Activities	% Cmt'd	Disbursed	Returned	Net Disbursed	% Net Disb	Disbursed Pending Approval	Total Disbursed	% Disb
1992	\$1,953,000.00	\$1,953,000.00	100.0%	\$1,953,000.00	\$0.00	\$1,953,000.00	100.0%	\$0.00	\$1,953,000.00	100.0%
1993	\$1,175,647.27	\$1,175,647.27	100.0%	\$1,175,647.27	\$0.00	\$1,175,647.27	100.0%	\$0.00	\$1,175,647.27	100.0%
1994	\$1,605,763.52	\$1,605,763.52	100.0%	\$1,605,763.52	\$0.00	\$1,605,763.52	100.0%	\$0.00	\$1,605,763.52	100.0%
1995	\$1,759,000.00	\$1,759,000.00	100.0%	\$1,759,000.00	\$0.00	\$1,759,000.00	100.0%	\$0.00	\$1,759,000.00	100.0%
1996	\$1,768,000.00	\$1,768,000.00	100.0%	\$1,768,000.00	\$0.00	\$1,768,000.00	100.0%	\$0.00	\$1,768,000.00	100.0%
1997	\$1,108,500.00	\$1,108,500.00	100.0%	\$1,108,500.00	\$0.00	\$1,108,500.00	100.0%	\$0.00	\$1,108,500.00	100.0%
1998	\$1,202,400.00	\$1,202,400.00	100.0%	\$1,202,400.00	\$0.00	\$1,202,400.00	100.0%	\$0.00	\$1,202,400.00	100.0%
1999	\$1,319,400.00	\$1,319,400.00	100.0%	\$1,319,400.00	\$0.00	\$1,319,400.00	100.0%	\$0.00	\$1,319,400.00	100.0%
2000	\$1,352,303.38	\$1,352,303.38	100.0%	\$1,352,303.38	\$0.00	\$1,352,303.38	100.0%	\$0.00	\$1,352,303.38	100.0%
2001	\$1,465,211.15	\$1,465,211.15	100.0%	\$1,465,211.15	\$0.00	\$1,465,211.15	100.0%	\$0.00	\$1,465,211.15	100.0%
2002	\$1,473,338.74	\$1,473,338.74	100.0%	\$1,473,338.74	\$0.00	\$1,473,338.74	100.0%	\$0.00	\$1,473,338.74	100.0%
2003	\$1,539,322.74	\$1,539,322.74	100.0%	\$1,539,322.74	\$0.00	\$1,539,322.74	100.0%	\$0.00	\$1,539,322.74	100.0%
2004	\$1,759,172.25	\$1,759,172.25	100.0%	\$1,759,172.25	\$0.00	\$1,759,172.25	100.0%	\$0.00	\$1,759,172.25	100.0%
2005	\$1,552,037.27	\$1,552,037.27	100.0%	\$1,552,037.27	\$0.00	\$1,552,037.27	100.0%	\$0.00	\$1,552,037.27	100.0%
2006	\$1,420,393.43	\$1,420,393.43	100.0%	\$1,420,393.43	\$0.00	\$1,420,393.43	100.0%	\$0.00	\$1,420,393.43	100.0%
2007	\$1,557,817.90	\$1,557,817.90	100.0%	\$1,557,817.90	\$0.00	\$1,557,817.90	100.0%	\$0.00	\$1,557,817.90	100.0%
2008	\$1,487,290.90	\$1,487,290.90	100.0%	\$1,487,290.90	\$0.00	\$1,487,290.90	100.0%	\$0.00	\$1,487,290.90	100.0%
2009	\$1,637,680.27	\$1,637,680.27	100.0%	\$1,637,680.27	\$0.00	\$1,637,680.27	100.0%	\$0.00	\$1,637,680.27	100.0%
2010	\$1,539,449.79	\$1,539,449.79	100.0%	\$1,376,752.80	\$0.00	\$1,376,752.80	89.4%	\$0.00	\$1,376,752.80	89.4%
2011	\$1,408,940.49	\$1,408,940.49	100.0%	\$126,489.69	\$0.00	\$126,489.69	8.9%	\$0.00	\$126,489.69	8.9%
2012	\$962,156.70	\$962,156.70	100.0%	\$0.00	\$0.00	\$0.00	0.0%	\$0.00	\$0.00	0.0%
2013	\$951,980.40	\$118,540.37	12.4%	\$0.00	\$0.00	\$0.00	0.0%	\$0.00	\$0.00	0.0%
2014	\$965,677.50	\$0.00	0.0%	\$0.00	\$0.00	\$0.00	0.0%	\$0.00	\$0.00	0.0%
Total	\$32,964,483.70	\$31,165,366.17	94.5%	\$28,639,521.31	\$0.00	\$28,639,521.31	86.8%	\$0.00	\$28,639,521.31	86.8%



U.S. Department of Housing and Urban Development
Office of Community Planning and Development
Integrated Disbursement and Information System
Status of HOME Grants
PINELLAS COUNTY CONSORTIUM

DATE: 12-29-14
TIME: 12:40
PAGE: 8

IDIS - PR27

Administrative Funds (AD)

Fiscal Year	Authorized Amount	Amount Committed	% Auth Cmtd	Balance to Commit	Total Disbursed	% Auth Disb	Available to Disburse
1992	\$0.00	\$0.00	0.0%	\$0.00	\$0.00	0.0%	\$0.00
1993	\$108,352.73	\$108,352.73	100.0%	\$0.00	\$108,352.73	100.0%	\$0.00
1994	\$23,236.48	\$23,236.48	100.0%	\$0.00	\$23,236.48	100.0%	\$0.00
1995	\$0.00	\$0.00	0.0%	\$0.00	\$0.00	0.0%	\$0.00
1996	\$0.00	\$0.00	0.0%	\$0.00	\$0.00	0.0%	\$0.00
1997	\$152,500.00	\$152,500.00	100.0%	\$0.00	\$152,500.00	100.0%	\$0.00
1998	\$133,600.00	\$133,600.00	100.0%	\$0.00	\$133,600.00	100.0%	\$0.00
1999	\$146,600.00	\$146,600.00	100.0%	\$0.00	\$146,600.00	100.0%	\$0.00
2000	\$188,696.62	\$188,696.62	100.0%	\$0.00	\$188,696.62	100.0%	\$0.00
2001	\$243,788.85	\$243,788.85	100.0%	\$0.00	\$243,788.85	100.0%	\$0.00
2002	\$228,661.26	\$228,661.26	100.0%	\$0.00	\$228,661.26	100.0%	\$0.00
2003	\$323,239.26	\$323,239.26	100.0%	\$0.00	\$323,239.26	100.0%	\$0.00
2004	\$325,518.75	\$325,518.75	100.0%	\$0.00	\$325,518.75	100.0%	\$0.00
2005	\$336,318.73	\$336,318.73	100.0%	\$0.00	\$336,318.73	100.0%	\$0.00
2006	\$327,730.57	\$327,730.57	100.0%	\$0.00	\$327,730.57	100.0%	\$0.00
2007	\$168,991.10	\$168,991.10	100.0%	\$0.00	\$168,991.10	100.0%	\$0.00
2008	\$163,598.10	\$163,598.10	100.0%	\$0.00	\$163,598.10	100.0%	\$0.00
2009	\$214,330.73	\$214,330.73	100.0%	\$0.00	\$214,330.73	100.0%	\$0.00
2010	\$242,917.21	\$242,917.21	100.0%	\$0.00	\$242,917.21	100.0%	\$0.00
2011	\$168,832.51	\$168,832.51	100.0%	\$0.00	\$168,832.51	100.0%	\$0.00
2012	\$106,906.30	\$106,906.30	100.0%	\$0.00	\$106,906.30	100.0%	\$0.00
2013	\$105,775.60	\$6,696.46	6.3%	\$99,079.14	\$6,696.46	6.3%	\$99,079.14
2014	\$107,297.50	\$0.00	0.0%	\$107,297.50	\$0.00	0.0%	\$107,297.50
Total	\$3,816,892.30	\$3,610,515.66	94.5%	\$206,376.64	\$3,610,515.66	94.5%	\$206,376.64



U.S. Department of Housing and Urban Development
Office of Community Planning and Development
Integrated Disbursement and Information System
Status of HOME Grants
PINELLAS COUNTY CONSORTIUM

DATE: 12-29-14
TIME: 12:40
PAGE: 9

IDIS - PR27

CHDO Operating Funds (CO)

Fiscal Year	Authorized Amount	Amount Committed	% Auth Cmtd	Balance to Commit	Total Disbursed	% Auth Disb	Available to Disburse
1992	\$0.00	\$0.00	0.0%	\$0.00	\$0.00	0.0%	\$0.00
1993	\$0.00	\$0.00	0.0%	\$0.00	\$0.00	0.0%	\$0.00
1994	\$0.00	\$0.00	0.0%	\$0.00	\$0.00	0.0%	\$0.00
1995	\$0.00	\$0.00	0.0%	\$0.00	\$0.00	0.0%	\$0.00
1996	\$0.00	\$0.00	0.0%	\$0.00	\$0.00	0.0%	\$0.00
1997	\$0.00	\$0.00	0.0%	\$0.00	\$0.00	0.0%	\$0.00
1998	\$0.00	\$0.00	0.0%	\$0.00	\$0.00	0.0%	\$0.00
1999	\$0.00	\$0.00	0.0%	\$0.00	\$0.00	0.0%	\$0.00
2000	\$0.00	\$0.00	0.0%	\$0.00	\$0.00	0.0%	\$0.00
2001	\$0.00	\$0.00	0.0%	\$0.00	\$0.00	0.0%	\$0.00
2002	\$0.00	\$0.00	0.0%	\$0.00	\$0.00	0.0%	\$0.00
2003	\$0.00	\$0.00	0.0%	\$0.00	\$0.00	0.0%	\$0.00
2004	\$0.00	\$0.00	0.0%	\$0.00	\$0.00	0.0%	\$0.00
2005	\$0.00	\$0.00	0.0%	\$0.00	\$0.00	0.0%	\$0.00
2006	\$0.00	\$0.00	0.0%	\$0.00	\$0.00	0.0%	\$0.00
2007	\$0.00	\$0.00	0.0%	\$0.00	\$0.00	0.0%	\$0.00
2008	\$0.00	\$0.00	0.0%	\$0.00	\$0.00	0.0%	\$0.00
2009	\$0.00	\$0.00	0.0%	\$0.00	\$0.00	0.0%	\$0.00
2010	\$0.00	\$0.00	0.0%	\$0.00	\$0.00	0.0%	\$0.00
2011	\$0.00	\$0.00	0.0%	\$0.00	\$0.00	0.0%	\$0.00
2012	\$0.00	\$0.00	0.0%	\$0.00	\$0.00	0.0%	\$0.00
2013	\$0.00	\$0.00	0.0%	\$0.00	\$0.00	0.0%	\$0.00
2014	\$0.00	\$0.00	0.0%	\$0.00	\$0.00	0.0%	\$0.00
Total	\$0.00	\$0.00	0.0%	\$0.00	\$0.00	0.0%	\$0.00



U.S. Department of Housing and Urban Development
Office of Community Planning and Development
Integrated Disbursement and Information System
Status of HOME Grants
PINELLAS COUNTY CONSORTIUM

DATE: 12-29-14
TIME: 12:40
PAGE: 10

IDIS - PR27

CHDO Funds (CR)

Fiscal Year	CHDO Requirement	Authorized Amount	Amount Suballocated to CL/CC	Amount Subgranted to CHDOS	Balance to Subgrant	Funds Committed to Activities	% Subg Cmt'd	Balance to Commit	Total Disbursed	% Subg Disb	Available to Disburse
1992	\$292,950.00	\$292,950.00	\$0.00	\$292,950.00	\$0.00	\$292,950.00	100.0%	\$0.00	\$292,950.00	100.0%	\$0.00
1993	\$192,600.00	\$192,600.00	\$0.00	\$192,600.00	\$0.00	\$192,600.00	100.0%	\$0.00	\$192,600.00	100.0%	\$0.00
1994	\$244,350.00	\$244,350.00	\$0.00	\$244,350.00	\$0.00	\$244,350.00	100.0%	\$0.00	\$244,350.00	100.0%	\$0.00
1995	\$263,850.00	\$265,000.00	\$0.00	\$265,000.00	\$0.00	\$265,000.00	100.0%	\$0.00	\$265,000.00	100.0%	\$0.00
1996	\$265,200.00	\$1,108,842.23	\$0.00	\$1,108,842.23	\$0.00	\$1,108,842.23	100.0%	\$0.00	\$1,108,842.23	100.0%	\$0.00
1997	\$189,150.00	\$189,150.00	\$0.00	\$189,150.00	\$0.00	\$189,150.00	100.0%	\$0.00	\$189,150.00	100.0%	\$0.00
1998	\$200,400.00	\$752,291.00	\$0.00	\$752,291.00	\$0.00	\$752,291.00	100.0%	\$0.00	\$752,291.00	100.0%	\$0.00
1999	\$219,900.00	\$836,104.10	\$0.00	\$836,104.10	\$0.00	\$836,104.10	100.0%	\$0.00	\$836,104.10	100.0%	\$0.00
2000	\$231,150.00	\$443,690.00	\$0.00	\$443,690.00	\$0.00	\$443,690.00	100.0%	\$0.00	\$443,690.00	100.0%	\$0.00
2001	\$256,350.00	\$272,674.58	\$0.00	\$272,674.58	\$0.00	\$272,674.58	100.0%	\$0.00	\$272,674.58	100.0%	\$0.00
2002	\$255,300.00	\$1,201,000.00	\$0.00	\$1,201,000.00	\$0.00	\$1,201,000.00	100.0%	\$0.00	\$1,201,000.00	100.0%	\$0.00
2003	\$279,384.30	\$279,384.30	\$0.00	\$279,384.30	\$0.00	\$279,384.30	100.0%	\$0.00	\$279,384.30	100.0%	\$0.00
2004	\$276,767.85	\$589,919.43	\$0.00	\$589,919.43	\$0.00	\$589,919.43	100.0%	\$0.00	\$589,919.43	100.0%	\$0.00
2005	\$272,161.65	\$318,061.23	\$0.00	\$318,061.23	\$0.00	\$318,061.23	100.0%	\$0.00	\$318,061.23	100.0%	\$0.00
2006	\$256,683.90	\$256,683.90	\$0.00	\$256,683.90	\$0.00	\$256,683.90	100.0%	\$0.00	\$256,683.90	100.0%	\$0.00
2007	\$253,486.65	\$1,467,980.81	\$0.00	\$1,467,980.81	\$0.00	\$1,467,980.81	100.0%	\$0.00	\$1,467,980.81	100.0%	\$0.00
2008	\$245,397.15	\$245,397.15	\$0.00	\$245,397.15	\$0.00	\$245,397.15	100.0%	\$0.00	\$245,397.15	100.0%	\$0.00
2009	\$277,801.65	\$277,801.65	\$0.00	\$277,801.65	\$0.00	\$277,801.65	100.0%	\$0.00	\$277,801.65	100.0%	\$0.00
2010	\$267,355.05	\$267,355.05	\$0.00	\$267,355.05	\$0.00	\$267,355.05	100.0%	\$0.00	\$267,355.05	100.0%	\$0.00
2011	\$236,665.95	\$236,665.95	\$0.00	\$236,665.95	\$0.00	\$236,665.95	100.0%	\$0.00	\$126,489.69	53.4%	\$110,176.26
2012	\$0.00	\$0.00	\$0.00	\$0.00	\$0.00	\$0.00	0.0%	\$0.00	\$0.00	0.0%	\$0.00
2013	\$158,663.40	\$158,663.40	\$0.00	\$0.00	\$158,663.40	\$0.00	0.0%	\$158,663.40	\$0.00	0.0%	\$158,663.40
2014	\$160,946.25	\$160,946.25	\$0.00	\$0.00	\$160,946.25	\$0.00	0.0%	\$160,946.25	\$0.00	0.0%	\$160,946.25
Total	\$5,296,513.80	\$10,057,511.03	\$0.00	\$9,737,901.38	\$319,609.65	\$9,737,901.38	100.0%	\$319,609.65	\$9,627,725.12	98.8%	\$429,785.91



U.S. Department of Housing and Urban Development
Office of Community Planning and Development
Integrated Disbursement and Information System
Status of HOME Grants
PINELLAS COUNTY CONSORTIUM

DATE: 12-29-14
TIME: 12:40
PAGE: 11

IDIS - PR27

CHDO Loans (CL)

Fiscal Year	Authorized Amount	Amount Subgranted	Amount Committed	% Auth Cmt'd	Balance to Commit	Total Disbursed	% Auth Disb	Available to Disburse
1992	\$0.00	\$0.00	\$0.00	0.0%	\$0.00	\$0.00	0.0%	\$0.00
1993	\$0.00	\$0.00	\$0.00	0.0%	\$0.00	\$0.00	0.0%	\$0.00
1994	\$0.00	\$0.00	\$0.00	0.0%	\$0.00	\$0.00	0.0%	\$0.00
1995	\$0.00	\$0.00	\$0.00	0.0%	\$0.00	\$0.00	0.0%	\$0.00
1996	\$0.00	\$0.00	\$0.00	0.0%	\$0.00	\$0.00	0.0%	\$0.00
1997	\$0.00	\$0.00	\$0.00	0.0%	\$0.00	\$0.00	0.0%	\$0.00
1998	\$0.00	\$0.00	\$0.00	0.0%	\$0.00	\$0.00	0.0%	\$0.00
1999	\$0.00	\$0.00	\$0.00	0.0%	\$0.00	\$0.00	0.0%	\$0.00
2000	\$0.00	\$0.00	\$0.00	0.0%	\$0.00	\$0.00	0.0%	\$0.00
2001	\$0.00	\$0.00	\$0.00	0.0%	\$0.00	\$0.00	0.0%	\$0.00
2002	\$0.00	\$0.00	\$0.00	0.0%	\$0.00	\$0.00	0.0%	\$0.00
2003	\$0.00	\$0.00	\$0.00	0.0%	\$0.00	\$0.00	0.0%	\$0.00
2004	\$0.00	\$0.00	\$0.00	0.0%	\$0.00	\$0.00	0.0%	\$0.00
2005	\$0.00	\$0.00	\$0.00	0.0%	\$0.00	\$0.00	0.0%	\$0.00
2006	\$0.00	\$0.00	\$0.00	0.0%	\$0.00	\$0.00	0.0%	\$0.00
2007	\$0.00	\$0.00	\$0.00	0.0%	\$0.00	\$0.00	0.0%	\$0.00
2008	\$0.00	\$0.00	\$0.00	0.0%	\$0.00	\$0.00	0.0%	\$0.00
2009	\$0.00	\$0.00	\$0.00	0.0%	\$0.00	\$0.00	0.0%	\$0.00
2010	\$0.00	\$0.00	\$0.00	0.0%	\$0.00	\$0.00	0.0%	\$0.00
2011	\$0.00	\$0.00	\$0.00	0.0%	\$0.00	\$0.00	0.0%	\$0.00
2012	\$0.00	\$0.00	\$0.00	0.0%	\$0.00	\$0.00	0.0%	\$0.00
2013	\$0.00	\$0.00	\$0.00	0.0%	\$0.00	\$0.00	0.0%	\$0.00
2014	\$0.00	\$0.00	\$0.00	0.0%	\$0.00	\$0.00	0.0%	\$0.00
Total	\$0.00	\$0.00	\$0.00	0.0%	\$0.00	\$0.00	0.0%	\$0.00



U.S. Department of Housing and Urban Development
Office of Community Planning and Development
Integrated Disbursement and Information System
Status of HOME Grants
PINELLAS COUNTY CONSORTIUM

DATE: 12-29-14
TIME: 12:40
PAGE: 12

IDIS - PR27

CHDO Capacity (CC)

Fiscal Year	Authorized Amount	Amount Subgranted	Amount Committed	% Auth Cmt'd	Balance to Commit	Total Disbursed	% Auth Disb	Available to Disburse
1992	\$0.00	\$0.00	\$0.00	0.0%	\$0.00	\$0.00	0.0%	\$0.00
1993	\$0.00	\$0.00	\$0.00	0.0%	\$0.00	\$0.00	0.0%	\$0.00
1994	\$0.00	\$0.00	\$0.00	0.0%	\$0.00	\$0.00	0.0%	\$0.00
1995	\$0.00	\$0.00	\$0.00	0.0%	\$0.00	\$0.00	0.0%	\$0.00
1996	\$0.00	\$0.00	\$0.00	0.0%	\$0.00	\$0.00	0.0%	\$0.00
1997	\$0.00	\$0.00	\$0.00	0.0%	\$0.00	\$0.00	0.0%	\$0.00
1998	\$0.00	\$0.00	\$0.00	0.0%	\$0.00	\$0.00	0.0%	\$0.00
1999	\$0.00	\$0.00	\$0.00	0.0%	\$0.00	\$0.00	0.0%	\$0.00
2000	\$0.00	\$0.00	\$0.00	0.0%	\$0.00	\$0.00	0.0%	\$0.00
2001	\$0.00	\$0.00	\$0.00	0.0%	\$0.00	\$0.00	0.0%	\$0.00
2002	\$0.00	\$0.00	\$0.00	0.0%	\$0.00	\$0.00	0.0%	\$0.00
2003	\$0.00	\$0.00	\$0.00	0.0%	\$0.00	\$0.00	0.0%	\$0.00
2004	\$0.00	\$0.00	\$0.00	0.0%	\$0.00	\$0.00	0.0%	\$0.00
2005	\$0.00	\$0.00	\$0.00	0.0%	\$0.00	\$0.00	0.0%	\$0.00
2006	\$0.00	\$0.00	\$0.00	0.0%	\$0.00	\$0.00	0.0%	\$0.00
2007	\$0.00	\$0.00	\$0.00	0.0%	\$0.00	\$0.00	0.0%	\$0.00
2008	\$0.00	\$0.00	\$0.00	0.0%	\$0.00	\$0.00	0.0%	\$0.00
2009	\$0.00	\$0.00	\$0.00	0.0%	\$0.00	\$0.00	0.0%	\$0.00
2010	\$0.00	\$0.00	\$0.00	0.0%	\$0.00	\$0.00	0.0%	\$0.00
2011	\$0.00	\$0.00	\$0.00	0.0%	\$0.00	\$0.00	0.0%	\$0.00
2012	\$0.00	\$0.00	\$0.00	0.0%	\$0.00	\$0.00	0.0%	\$0.00
2013	\$0.00	\$0.00	\$0.00	0.0%	\$0.00	\$0.00	0.0%	\$0.00
2014	\$0.00	\$0.00	\$0.00	0.0%	\$0.00	\$0.00	0.0%	\$0.00
Total	\$0.00	\$0.00	\$0.00	0.0%	\$0.00	\$0.00	0.0%	\$0.00



U.S. Department of Housing and Urban Development
Office of Community Planning and Development
Integrated Disbursement and Information System
Status of HOME Grants
PINELLAS COUNTY CONSORTIUM

DATE: 12-29-14
TIME: 12:40
PAGE: 13

IDIS - PR27

Reservations to State Recipients and Sub-recipients (SU)

Fiscal Year	Authorized Amount	Amount Subgranted to Other Entities	Amount Committed	% Auth Cmtd	Balance to Commit	Total Disbursed	% Auth Disb	Available to Disburse
1992	\$0.00	\$0.00	\$0.00	0.0%	\$0.00	\$0.00	0.0%	\$0.00
1993	\$332,997.44	\$332,997.44	\$332,997.44	100.0%	\$0.00	\$332,997.44	100.0%	\$0.00
1994	\$521,340.23	\$521,340.23	\$521,340.23	100.0%	\$0.00	\$521,340.23	100.0%	\$0.00
1995	\$0.00	\$0.00	\$0.00	0.0%	\$0.00	\$0.00	0.0%	\$0.00
1996	\$0.00	\$0.00	\$0.00	0.0%	\$0.00	\$0.00	0.0%	\$0.00
1997	\$0.00	\$0.00	\$0.00	0.0%	\$0.00	\$0.00	0.0%	\$0.00
1998	\$0.00	\$0.00	\$0.00	0.0%	\$0.00	\$0.00	0.0%	\$0.00
1999	\$0.00	\$0.00	\$0.00	0.0%	\$0.00	\$0.00	0.0%	\$0.00
2000	\$0.00	\$0.00	\$0.00	0.0%	\$0.00	\$0.00	0.0%	\$0.00
2001	\$0.00	\$0.00	\$0.00	0.0%	\$0.00	\$0.00	0.0%	\$0.00
2002	\$0.00	\$0.00	\$0.00	0.0%	\$0.00	\$0.00	0.0%	\$0.00
2003	\$0.00	\$0.00	\$0.00	0.0%	\$0.00	\$0.00	0.0%	\$0.00
2004	\$0.00	\$0.00	\$0.00	0.0%	\$0.00	\$0.00	0.0%	\$0.00
2005	\$0.00	\$0.00	\$0.00	0.0%	\$0.00	\$0.00	0.0%	\$0.00
2006	\$0.00	\$0.00	\$0.00	0.0%	\$0.00	\$0.00	0.0%	\$0.00
2007	\$0.00	\$0.00	\$0.00	0.0%	\$0.00	\$0.00	0.0%	\$0.00
2008	\$0.00	\$0.00	\$0.00	0.0%	\$0.00	\$0.00	0.0%	\$0.00
2009	\$0.00	\$0.00	\$0.00	0.0%	\$0.00	\$0.00	0.0%	\$0.00
2010	\$0.00	\$0.00	\$0.00	0.0%	\$0.00	\$0.00	0.0%	\$0.00
2011	\$0.00	\$0.00	\$0.00	0.0%	\$0.00	\$0.00	0.0%	\$0.00
2012	\$0.00	\$0.00	\$0.00	0.0%	\$0.00	\$0.00	0.0%	\$0.00
2013	\$0.00	\$0.00	\$0.00	0.0%	\$0.00	\$0.00	0.0%	\$0.00
2014	\$0.00	\$0.00	\$0.00	0.0%	\$0.00	\$0.00	0.0%	\$0.00
Total	\$854,337.67	\$854,337.67	\$854,337.67	100.0%	\$0.00	\$854,337.67	100.0%	\$0.00



U.S. Department of Housing and Urban Development
Office of Community Planning and Development
Integrated Disbursement and Information System
Status of HOME Grants
PINELLAS COUNTY CONSORTIUM

DATE: 12-29-14
TIME: 12:40
PAGE: 14

IDIS - PR27

Total Program Funds

Fiscal Year	Total Authorization	Local Account Funds	Committed Amount	Net Disbursed for Activities	Net Disbursed for Admin/CHDO OP	Net Disbursed	Disbursed Pending Approval	Total Disbursed	Available to Disburse
1992	\$1,953,000.00	\$0.00	\$1,953,000.00	\$1,953,000.00	\$0.00	\$1,953,000.00	\$0.00	\$1,953,000.00	\$0.00
1993	\$1,284,000.00	\$0.00	\$1,175,647.27	\$1,175,647.27	\$108,352.73	\$1,284,000.00	\$0.00	\$1,284,000.00	\$0.00
1994	\$1,629,000.00	\$0.00	\$1,605,763.52	\$1,605,763.52	\$23,236.48	\$1,629,000.00	\$0.00	\$1,629,000.00	\$0.00
1995	\$1,759,000.00	\$0.00	\$1,759,000.00	\$1,759,000.00	\$0.00	\$1,759,000.00	\$0.00	\$1,759,000.00	\$0.00
1996	\$1,768,000.00	\$688,764.45	\$2,456,764.45	\$2,456,764.45	\$0.00	\$2,456,764.45	\$0.00	\$2,456,764.45	\$0.00
1997	\$1,261,000.00	\$896,465.80	\$2,004,965.80	\$2,004,965.80	\$152,500.00	\$2,157,465.80	\$0.00	\$2,157,465.80	\$0.00
1998	\$1,336,000.00	\$457,827.49	\$1,660,227.49	\$1,660,227.49	\$133,600.00	\$1,793,827.49	\$0.00	\$1,793,827.49	\$0.00
1999	\$1,466,000.00	\$406,417.60	\$1,725,817.60	\$1,725,817.60	\$146,600.00	\$1,872,417.60	\$0.00	\$1,872,417.60	\$0.00
2000	\$1,541,000.00	\$626,651.23	\$1,978,954.61	\$1,978,954.61	\$188,696.62	\$2,167,651.23	\$0.00	\$2,167,651.23	\$0.00
2001	\$1,709,000.00	\$780,931.00	\$2,246,142.15	\$2,246,142.15	\$243,788.85	\$2,489,931.00	\$0.00	\$2,489,931.00	\$0.00
2002	\$1,702,000.00	\$921,228.20	\$2,394,566.94	\$2,394,566.94	\$228,661.26	\$2,623,228.20	\$0.00	\$2,623,228.20	\$0.00
2003	\$1,862,562.00	\$1,369,830.64	\$2,909,153.38	\$2,909,153.38	\$323,239.26	\$3,232,392.64	\$0.00	\$3,232,392.64	\$0.00
2004	\$2,084,691.00	\$1,368,346.08	\$3,127,518.33	\$3,127,518.33	\$325,518.75	\$3,453,037.08	\$0.00	\$3,453,037.08	\$0.00
2005	\$1,888,356.00	\$1,800,683.17	\$3,352,720.44	\$3,352,720.44	\$336,318.73	\$3,689,039.17	\$0.00	\$3,689,039.17	\$0.00
2006	\$1,748,124.00	\$1,667,798.22	\$3,088,191.65	\$3,088,191.65	\$327,730.57	\$3,415,922.22	\$0.00	\$3,415,922.22	\$0.00
2007	\$1,726,809.00	\$618,495.91	\$2,176,313.81	\$2,176,313.81	\$168,991.10	\$2,345,304.91	\$0.00	\$2,345,304.91	\$0.00
2008	\$1,650,889.00	\$446,951.56	\$1,934,242.46	\$1,934,242.46	\$163,598.10	\$2,097,840.56	\$0.00	\$2,097,840.56	\$0.00
2009	\$1,852,011.00	\$650,602.59	\$2,288,282.86	\$2,288,282.86	\$214,330.73	\$2,502,613.59	\$0.00	\$2,502,613.59	\$0.00
2010	\$1,782,367.00	\$646,805.12	\$2,186,254.91	\$2,023,557.92	\$242,917.21	\$2,266,475.13	\$0.00	\$2,266,475.13	\$162,696.99
2011	\$1,577,773.00	\$778,526.94	\$2,187,467.43	\$905,016.63	\$168,832.51	\$1,073,849.14	\$0.00	\$1,073,849.14	\$1,282,450.80
2012	\$1,069,063.00	\$768,159.26	\$1,730,315.96	\$768,159.26	\$106,906.30	\$875,065.56	\$0.00	\$875,065.56	\$962,156.70
2013	\$1,057,756.00	\$760,837.15	\$454,596.80	\$336,056.43	\$6,696.46	\$342,752.89	\$0.00	\$342,752.89	\$1,475,840.26
2014	\$1,072,975.00	\$0.00	\$0.00	\$0.00	\$0.00	\$0.00	\$0.00	\$0.00	\$1,072,975.00
Total	\$36,781,376.00	\$15,655,322.41	\$46,395,907.86	\$43,870,063.00	\$3,610,515.66	\$47,480,578.66	\$0.00	\$47,480,578.66	\$4,956,119.75



U.S. Department of Housing and Urban Development
Office of Community Planning and Development
Integrated Disbursement and Information System
Status of HOME Grants
PINELLAS COUNTY CONSORTIUM

DATE: 12-29-14
TIME: 12:40
PAGE: 15

IDIS - PR27

Total Program Percent

Fiscal Year	Total Authorization	Local Account Funds	% Committed for Activities	% Disb for Activities	% Disb for Admin/CHDO OP	% Net Disbursed	% Disbursed Pending Approval	% Total Disbursed	% Available to Disburse
1992	\$1,953,000.00	\$0.00	100.0%	100.0%	0.0%	100.0%	0.0%	100.0%	0.0%
1993	\$1,284,000.00	\$0.00	91.5%	91.5%	8.4%	100.0%	0.0%	100.0%	0.0%
1994	\$1,629,000.00	\$0.00	98.5%	98.5%	1.4%	100.0%	0.0%	100.0%	0.0%
1995	\$1,759,000.00	\$0.00	100.0%	100.0%	0.0%	100.0%	0.0%	100.0%	0.0%
1996	\$1,768,000.00	\$688,764.45	100.0%	100.0%	0.0%	100.0%	0.0%	100.0%	0.0%
1997	\$1,261,000.00	\$896,465.80	92.9%	92.9%	12.0%	100.0%	0.0%	100.0%	0.0%
1998	\$1,336,000.00	\$457,827.49	92.5%	92.5%	10.0%	100.0%	0.0%	100.0%	0.0%
1999	\$1,466,000.00	\$406,417.60	92.1%	92.1%	10.0%	100.0%	0.0%	100.0%	0.0%
2000	\$1,541,000.00	\$626,651.23	91.2%	91.2%	12.2%	100.0%	0.0%	100.0%	0.0%
2001	\$1,709,000.00	\$780,931.00	90.2%	90.2%	14.2%	100.0%	0.0%	100.0%	0.0%
2002	\$1,702,000.00	\$921,228.20	91.2%	91.2%	13.4%	100.0%	0.0%	100.0%	0.0%
2003	\$1,862,562.00	\$1,369,830.64	90.0%	90.0%	17.3%	100.0%	0.0%	100.0%	0.0%
2004	\$2,084,691.00	\$1,368,346.08	90.5%	90.5%	15.6%	100.0%	0.0%	100.0%	0.0%
2005	\$1,888,356.00	\$1,800,683.17	90.8%	90.8%	17.8%	100.0%	0.0%	100.0%	0.0%
2006	\$1,748,124.00	\$1,667,798.22	90.4%	90.4%	18.7%	100.0%	0.0%	100.0%	0.0%
2007	\$1,726,809.00	\$618,495.91	92.7%	92.7%	9.7%	100.0%	0.0%	100.0%	0.0%
2008	\$1,650,889.00	\$446,951.56	92.2%	92.2%	9.9%	100.0%	0.0%	100.0%	0.0%
2009	\$1,852,011.00	\$650,602.59	91.4%	91.4%	11.5%	100.0%	0.0%	100.0%	0.0%
2010	\$1,782,367.00	\$646,805.12	90.0%	83.3%	13.6%	93.3%	0.0%	93.3%	6.6%
2011	\$1,577,773.00	\$778,526.94	92.8%	38.4%	10.7%	45.5%	0.0%	45.5%	54.4%
2012	\$1,069,063.00	\$768,159.26	94.1%	41.8%	10.0%	47.6%	0.0%	47.6%	52.3%
2013	\$1,057,756.00	\$760,837.15	24.9%	18.4%	0.6%	18.8%	0.0%	18.8%	81.1%
2014	\$1,072,975.00	\$0.00	0.0%	0.0%	0.0%	0.0%	0.0%	0.0%	100.0%
Total	\$36,781,376.00	\$15,655,322.41	88.4%	83.6%	9.8%	90.5%	0.0%	90.5%	9.4%

Public Facilities and Infrastructure

	Create Suitable Living			Provide Decent Housing			Create Economic Opportunities			Total
	Access	Afford	Sustain	Access	Afford	Sustain	Access	Afford	Sustain	

Number of Persons Assisted										
with new access to a facility	18,544	0	7,724	0	0	0	0	0	0	26,268
with improved access to a facility	0	0	6,510	0	0	0	0	0	0	6,510
with access to a facility that is no longer substandard	0	0	9,874	0	0	0	0	0	0	9,874

Totals :	18,544	0	24,108	0	0	0	0	0	0	42,652

Number of Households Assisted										
with new access to a facility	0	0	0	0	0	0	0	0	0	0
with improved access to a facility	0	0	0		0	0	0	0	0	0
with access to a facility that is no longer substandard	0	0	0	0	0	0	0	0	0	0

Totals :	0	0	0	0	0	0	0	0	0	0

Public Services

	Create Suitable Living			Provide Decent Housing			Create Economic Opportunities			Total
	Access	Afford	Sustain	Access	Afford	Sustain	Access	Afford	Sustain	

Number of Persons Assisted										
with new (or continuing) access to a service	3,747	0	2,610	0	0	0	0	0	0	6,357
with improved (or continuing) access to a service	0	0	0	0	0	0	0	0	0	0
with new access to a service that is no longer substandard	0	0	0	0	0	0	0	0	0	0

Totals :	3,747	0	2,610	0	0	0	0	0	0	6,357

Create Suitable Living			Provide Decent Housing			Create Economic Opportunities			Total
Access	Afford	Sustain	Access	Afford	Sustain	Access	Afford	Sustain	

Economic Development

[illegible]

[illegible]

Create Suitable Living			Provide Decent Housing			Create Economic Opportunities			Total
Access	Afford	Sustain	Access	Afford	Sustain	Access	Afford	Sustain	

[illegible]

Create Suitable Living			Provide Decent Housing			Create Economic Opportunities			Total
Access	Afford	Sustain	Access	Afford	Sustain	Access	Afford	Sustain	

[illegible]

Create Suitable Living			Provide Decent Housing			Create Economic Opportunities			Total
Access	Afford	Sustain	Access	Afford	Sustain	Access	Afford	Sustain	

Construction of Rental Housing

[illegible]

[illegible]

[illegible][illegible]

Create Suitable Living			Provide Decent Housing			Create Economic Opportunities			Total
Access	Afford	Sustain	Access	Afford	Sustain	Access	Afford	Sustain	

[illegible]

[illegible][illegible][illegible]



U.S. Department of Housing and Urban Development
Office of Community Planning and Development
Integrated Disbursement and Information System
PR91 - ESG Financial Summary
PINELLAS COUNTY, FL
2011

DATE: 12-29-14
TIME: 12:48
PAGE: 1

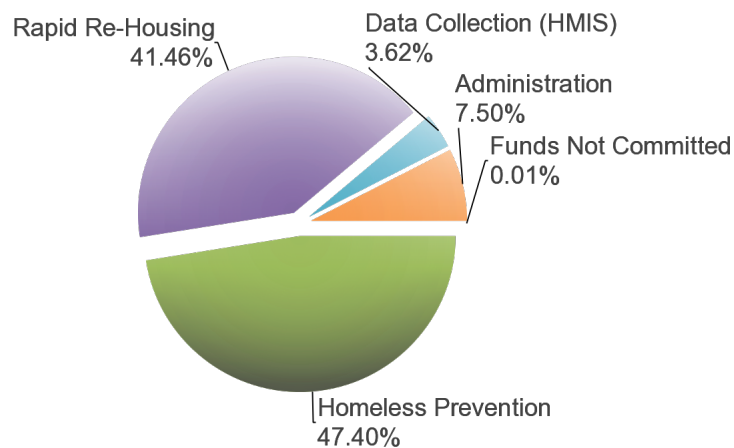
ESG Program Level Summary

Grant Number	Total Grant Amount	Total Funds Committed	Total Funds Available to Commit	% of Grant Funds Not Committed	Grant Funds Drawn	% of Grant Funds Drawn	Available to Draw	% Remaining to Draw
E11UC120018	\$203,941.00	\$203,912.83	\$28.17	0.01%	\$203,912.83	99.99%	\$28.17	0.01%

ESG Program Components

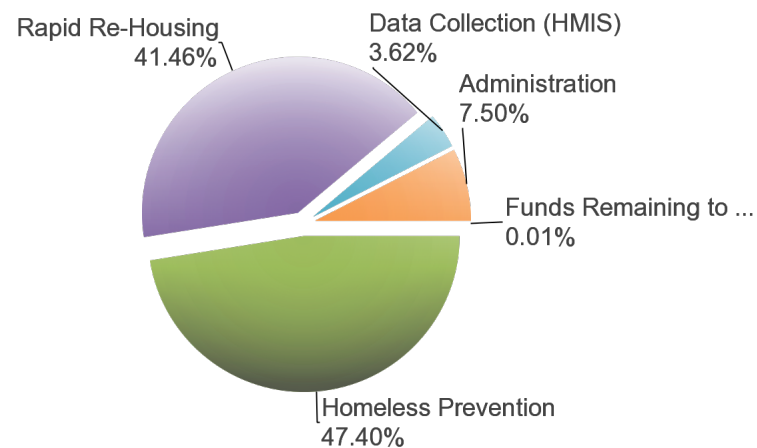
Activity Type	Total Committed to Activities	% of Grant Committed	Drawn Amount	% of Grant Drawn
Street Outreach	\$0.00	0.00%	\$0.00	0.00%
Shelter	\$0.00	0.00%	\$0.00	0.00%
Homeless Prevention	\$96,678.21	47.40%	\$96,678.21	47.40%
Rapid Re-Housing	\$84,562.04	41.46%	\$84,562.04	41.46%
Data Collection (HMIS)	\$7,377.00	3.62%	\$7,377.00	3.62%
Administration	\$15,295.58	7.50%	\$15,295.58	7.50%
Funds Not Committed	\$28.17	0.01%	\$0.00	0.00%
Funds Remaining to Draw	\$0.00	0.00%	\$28.17	0.01%
Total	\$203,941.00	100.00%	\$203,941.00	100.00%

Funds Committed



■ Street Outreach ■ Shelter ■ Homeless Prevention ■ Rapid Re-Housing
■ Data Collection (HMIS) ■ Administration ■ Funds Not Committed ■ Funds Remaining to Draw

Funds Drawn



■ Street Outreach ■ Shelter ■ Homeless Prevention ■ Rapid Re-Housing
■ Data Collection (HMIS) ■ Administration ■ Funds Not Committed ■ Funds Remaining to Draw



U.S. Department of Housing and Urban Development
Office of Community Planning and Development
Integrated Disbursement and Information System
PR91 - ESG Financial Summary
PINELLAS COUNTY, FL
2011

DATE: 12-29-14
TIME: 12:48
PAGE: 2

24-Month Grant Expenditure Deadline

All of the recipient's grant must be expended for eligible activity costs within 24 months after the date HUD signs the grant agreement with the recipient. Expenditure means either an actual cash disbursement for a direct charge for a good or service or an indirect cost or the accrual of a direct charge for a good or service or an indirect cost. This report uses draws in IDIS to measure expenditures. HUD allocated Fiscal Year 2011 ESG funds in two allocations. For FY2011, this Obligation Date is the date of the first allocation. This report does not list the Obligation Date, does not calculate the Expenditure Deadline, and does not track the Days Remaining for the FY 2011 second allocation.

Grant Amount: \$203,941.00

Grant Number	Draws to Date	HUD Obligation Date	Expenditure Deadline	Days Remaining to Meet Requirement Date	Expenditures Required
E11UC120018	\$203,912.83	07/20/2012	07/20/2014	(161)	\$28.17

60% Cap on Emergency Shelter and Street Outreach

The cap refers to the total amount of the recipient's fiscal year grant, allowed for emergency shelter and street outreach activities, is capped at 60 percent. This amount cannot exceed the greater of: (1) 60% of the overall grant for the year; or, (2) the amount of Fiscal Year 2010 ESG funds committed for homeless assistance activities.

Amount Committed to Shelter	Amount Committed to Street Outreach	Total Amount Committed to Shelter and Street Outreach	% Committed to Shelter and Street Outreach	2010 Funds Committed to Homeless Assistance Activities	Total Drawn for Shelter and Street Outreach	% Drawn for Shelter and Street Outreach
\$0.00	\$0.00	\$0.00	0.00%	\$125,101.00	\$0.00	0.00%

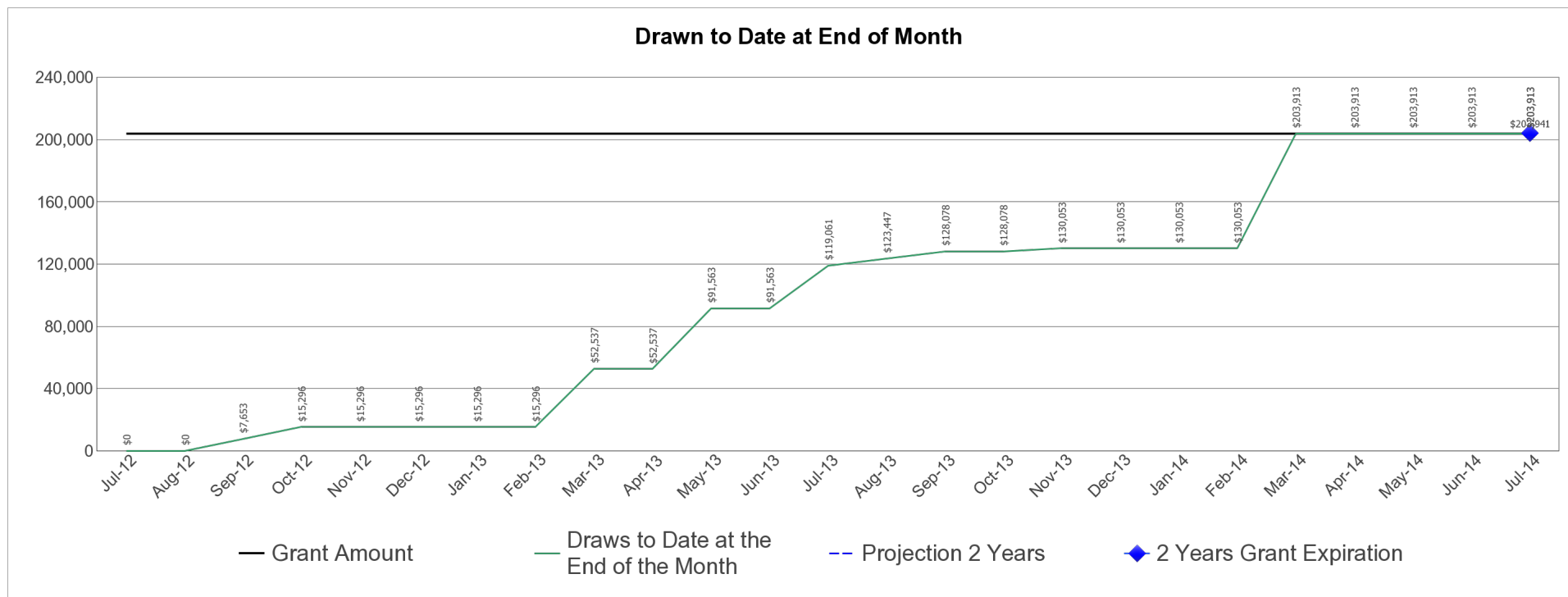


U.S. Department of Housing and Urban Development
Office of Community Planning and Development
Integrated Disbursement and Information System
PR91 - ESG Financial Summary
PINELLAS COUNTY, FL
2011

DATE: 12-29-14
TIME: 12:48
PAGE: 3

ESG Draws By Month (at the total grant level):

Grant Amount: 203,941.00



ESG Draws By Quarter (at the total grant level):

Quarter End Date	Draws for the Quarter	Draws to Date at the End of the Quarter	% Drawn for the Quarter	% Drawn to Date at End of Quarter
09/30/2012	\$7,653.32	\$7,653.32	3.75%	3.75%
12/31/2012	\$7,642.26	\$15,295.58	3.75%	7.50%
03/31/2013	\$37,241.06	\$52,536.64	18.26%	25.76%
06/30/2013	\$39,026.70	\$91,563.34	19.14%	44.90%
09/30/2013	\$36,514.45	\$128,077.79	17.90%	62.80%
12/31/2013	\$1,974.78	\$130,052.57	0.97%	63.77%
03/31/2014	\$73,860.26	\$203,912.83	36.22%	99.99%
06/30/2014	\$0.00	\$203,912.83	0.00%	99.99%
09/30/2014	\$0.00	\$203,912.83	0.00%	99.99%



U.S. Department of Housing and Urban Development
Office of Community Planning and Development
Integrated Disbursement and Information System
PR91 - ESG Financial Summary
PINELLAS COUNTY, FL
2011

DATE: 12-29-14
TIME: 12:48
PAGE: 4

ESG Subrecipient Commitments and Draws by Activity Category :

Subrecipient	Activity Type	Committed	Drawn
PINELLAS COUNTY	Homeless Prevention	\$96,678.21	\$96,678.21
	Rapid Re-Housing	\$84,562.04	\$84,562.04
	Data Collection (HMIS)	\$7,377.00	\$7,377.00
	Administration	\$15,295.58	\$15,295.58
	Total	\$203,912.83	\$203,912.83
	Total Remaining to be Drawn		\$0.00
	Percentage Remaining to be Drawn		0.00%



U.S. Department of Housing and Urban Development
Office of Community Planning and Development
Integrated Disbursement and Information System
PR91 - ESG Financial Summary
PINELLAS COUNTY, FL
2011

DATE: 12-29-14
TIME: 12:48
PAGE: 5

ESG Subrecipients by Activity Category

Activity Type	Subrecipient
Homeless Prevention	PINELLAS COUNTY
Rapid Re-Housing	PINELLAS COUNTY
Data Collection (HMIS)	PINELLAS COUNTY
Administration	PINELLAS COUNTY



U.S. Department of Housing and Urban Development
Office of Community Planning and Development
Integrated Disbursement and Information System
PR91 - ESG Financial Summary
PINELLAS COUNTY, FL
2012

DATE: 12-29-14
TIME: 12:48
PAGE: 6

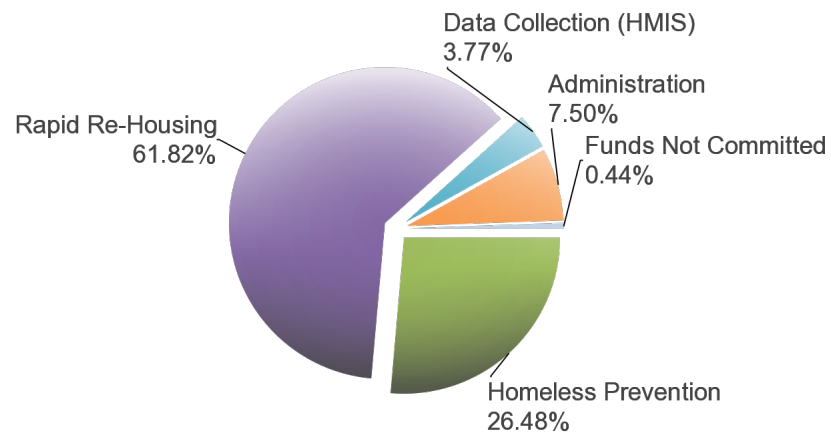
ESG Program Level Summary

Grant Number	Total Grant Amount	Total Funds Committed	Total Funds Available to Commit	% of Grant Funds Not Committed	Grant Funds Drawn	% of Grant Funds Drawn	Available to Draw	% Remaining to Draw
E12UC120018	\$231,768.00	\$230,757.83	\$1,010.17	0.44%	\$230,757.83	99.56%	\$1,010.17	0.44%

ESG Program Components

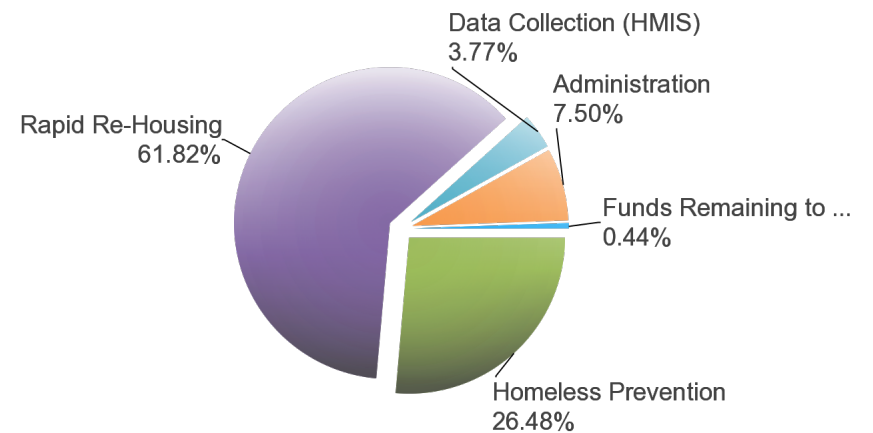
Activity Type	Total Committed to Activities	% of Grant Committed	Drawn Amount	% of Grant Drawn
Street Outreach	\$0.00	0.00%	\$0.00	0.00%
Shelter	\$0.00	0.00%	\$0.00	0.00%
Homeless Prevention	\$61,368.27	26.48%	\$61,368.27	26.48%
Rapid Re-Housing	\$143,272.71	61.82%	\$143,272.71	61.82%
Data Collection (HMIS)	\$8,734.25	3.77%	\$8,734.25	3.77%
Administration	\$17,382.60	7.50%	\$17,382.60	7.50%
Funds Not Committed	\$1,010.17	0.44%	\$0.00	0.00%
Funds Remaining to Draw	\$0.00	0.00%	\$1,010.17	0.44%
Total	\$231,768.00	100.00%	\$231,768.00	100.00%

Funds Committed



■ Street Outreach ■ Shelter ■ Homeless Prevention ■ Rapid Re-Housing
■ Data Collection (HMIS) ■ Administration ■ Funds Not Committed ■ Funds Remaining to Draw

Funds Drawn



■ Street Outreach ■ Shelter ■ Homeless Prevention ■ Rapid Re-Housing
■ Data Collection (HMIS) ■ Administration ■ Funds Not Committed ■ Funds Remaining to Draw



U.S. Department of Housing and Urban Development
Office of Community Planning and Development
Integrated Disbursement and Information System
PR91 - ESG Financial Summary
PINELLAS COUNTY, FL
2012

DATE: 12-29-14
TIME: 12:48
PAGE: 7

24-Month Grant Expenditure Deadline

All of the recipient's grant must be expended for eligible activity costs within 24 months after the date HUD signs the grant agreement with the recipient. Expenditure means either an actual cash disbursement for a direct charge for a good or service or an indirect cost or the accrual of a direct charge for a good or service or an indirect cost. This report uses draws in IDIS to measure expenditures. HUD allocated Fiscal Year 2011 ESG funds in two allocations. For FY2011, this Obligation Date is the date of the first allocation. This report does not list the Obligation Date, does not calculate the Expenditure Deadline, and does not track the Days Remaining for the FY 2011 second allocation.

Grant Amount: \$231,768.00

Grant Number	Draws to Date	HUD Obligation Date	Expenditure Deadline	Days Remaining to Meet Requirement Date	Expenditures Required
E12UC120018	\$230,757.83	09/28/2012	09/28/2014	(91)	\$1,010.17

60% Cap on Emergency Shelter and Street Outreach

The cap refers to the total amount of the recipient's fiscal year grant, allowed for emergency shelter and street outreach activities, is capped at 60 percent. This amount cannot exceed the greater of: (1) 60% of the overall grant for the year; or, (2) the amount of Fiscal Year 2010 ESG funds committed for homeless assistance activities.

Amount Committed to Shelter	Amount Committed to Street Outreach	Total Amount Committed to Shelter and Street Outreach	% Committed to Shelter and Street Outreach	2010 Funds Committed to Homeless Assistance Activities	Total Drawn for Shelter and Street Outreach	% Drawn for Shelter and Street Outreach
\$0.00	\$0.00	\$0.00	0.00%	\$125,101.00	\$0.00	0.00%

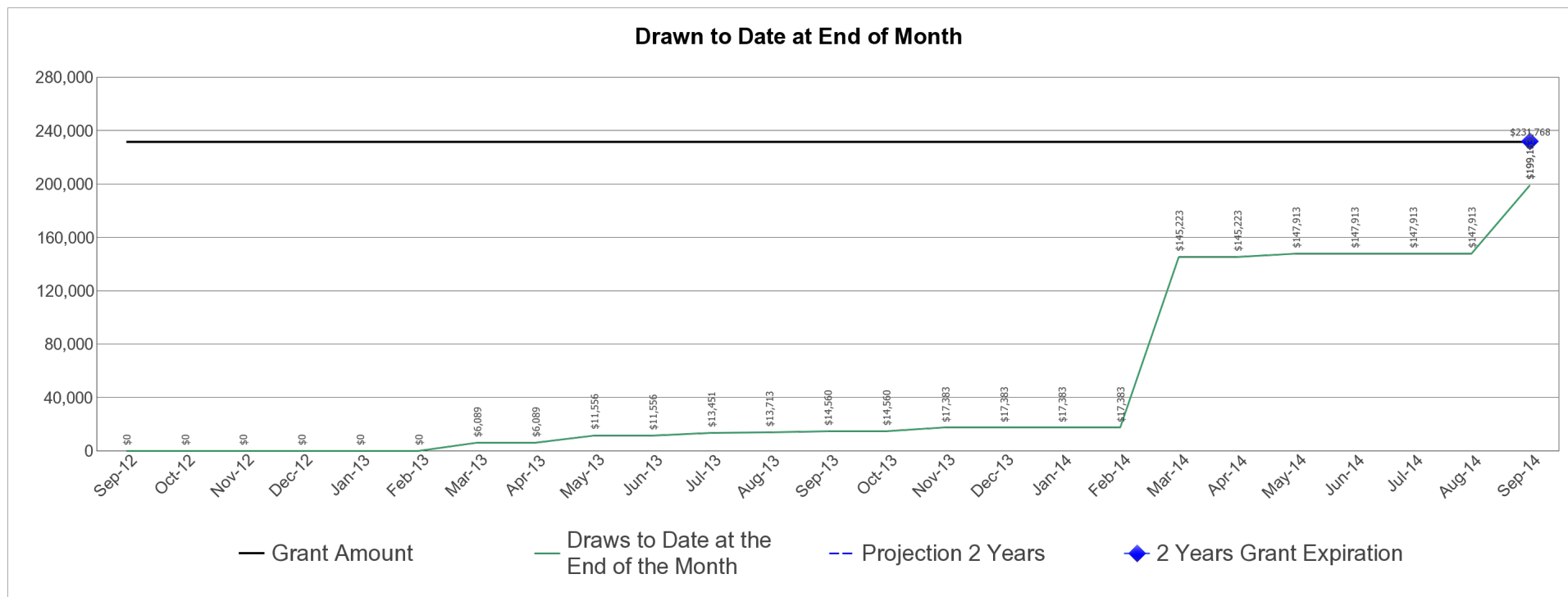


U.S. Department of Housing and Urban Development
Office of Community Planning and Development
Integrated Disbursement and Information System
PR91 - ESG Financial Summary
PINELLAS COUNTY, FL
2012

DATE: 12-29-14
TIME: 12:48
PAGE: 8

ESG Draws By Month (at the total grant level):

Grant Amount: 231,768.00



ESG Draws By Quarter (at the total grant level):

Quarter End Date	Draws for the Quarter	Draws to Date at the End of the Quarter	% Drawn for the Quarter	% Drawn to Date at End of Quarter
09/30/2012	\$0.00	\$0.00	0.00%	0.00%
12/31/2012	\$0.00	\$0.00	0.00%	0.00%
03/31/2013	\$6,089.16	\$6,089.16	2.63%	2.63%
06/30/2013	\$5,466.60	\$11,555.76	2.36%	4.99%
09/30/2013	\$3,004.05	\$14,559.81	1.30%	6.28%
12/31/2013	\$2,822.79	\$17,382.60	1.22%	7.50%
03/31/2014	\$127,840.81	\$145,223.41	55.16%	62.66%
06/30/2014	\$2,689.63	\$147,913.04	1.16%	63.82%
09/30/2014	\$51,250.14	\$199,163.18	22.11%	85.93%



U.S. Department of Housing and Urban Development
Office of Community Planning and Development
Integrated Disbursement and Information System
PR91 - ESG Financial Summary
PINELLAS COUNTY, FL
2012

DATE: 12-29-14
TIME: 12:48
PAGE: 9

ESG Subrecipient Commitments and Draws by Activity Category :

Subrecipient	Activity Type	Committed	Drawn
PINELLAS COUNTY	Homeless Prevention	\$61,368.27	\$61,368.27
	Rapid Re-Housing	\$143,272.71	\$143,272.71
	Data Collection (HMIS)	\$8,734.25	\$8,734.25
	Administration	\$17,382.60	\$17,382.60
	Total	\$230,757.83	\$230,757.83
	Total Remaining to be Drawn		\$0.00
	Percentage Remaining to be Drawn		0.00%



U.S. Department of Housing and Urban Development
Office of Community Planning and Development
Integrated Disbursement and Information System
PR91 - ESG Financial Summary
PINELLAS COUNTY, FL
2012

DATE: 12-29-14
TIME: 12:48
PAGE: 10

ESG Subrecipients by Activity Category

Activity Type	Subrecipient
Homeless Prevention	PINELLAS COUNTY
Rapid Re-Housing	PINELLAS COUNTY
Data Collection (HMIS)	PINELLAS COUNTY
Administration	PINELLAS COUNTY



U.S. Department of Housing and Urban Development
Office of Community Planning and Development
Integrated Disbursement and Information System
PR91 - ESG Financial Summary
PINELLAS COUNTY, FL
2013

DATE: 12-29-14
TIME: 12:48
PAGE: 11

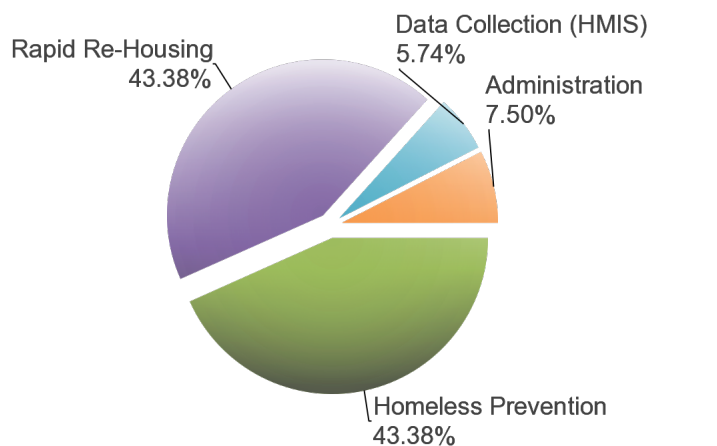
ESG Program Level Summary

Grant Number	Total Grant Amount	Total Funds Committed	Total Funds Available to Commit	% of Grant Funds Not Committed	Grant Funds Drawn	% of Grant Funds Drawn	Available to Draw	% Remaining to Draw
E13UC120018	\$174,337.00	\$174,337.00	\$0.00	0.00%	\$4,475.02	2.57%	\$169,861.98	97.43%

ESG Program Components

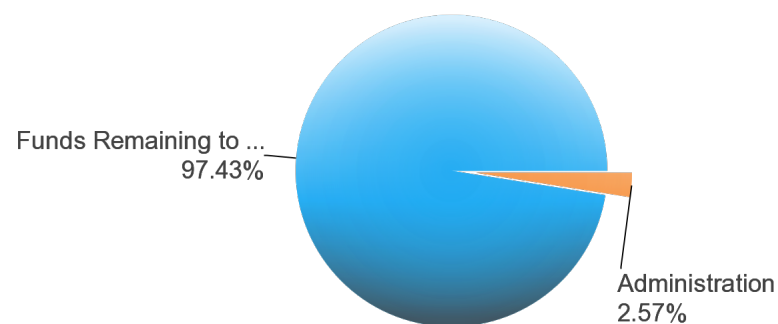
Activity Type	Total Committed to Activities	% of Grant Committed	Drawn Amount	% of Grant Drawn
Street Outreach	\$0.00	0.00%	\$0.00	0.00%
Shelter	\$0.00	0.00%	\$0.00	0.00%
Homeless Prevention	\$75,631.00	43.38%	\$0.00	0.00%
Rapid Re-Housing	\$75,631.00	43.38%	\$0.00	0.00%
Data Collection (HMIS)	\$10,000.00	5.74%	\$0.00	0.00%
Administration	\$13,075.00	7.50%	\$4,475.02	2.57%
Funds Not Committed	\$0.00	0.00%	\$0.00	0.00%
Funds Remaining to Draw	\$0.00	0.00%	\$169,861.98	97.43%
Total	\$174,337.00	100.00%	\$174,337.00	100.00%

Funds Committed



■ Street Outreach
 ■ Shelter
 ■ Homeless Prevention
 ■ Rapid Re-Housing
■ Data Collection (HMIS)
■ Administration
■ Funds Not Committed
■ Funds Remaining to Draw

Funds Drawn



■ Street Outreach
 ■ Shelter
 ■ Homeless Prevention
 ■ Rapid Re-Housing
■ Data Collection (HMIS)
■ Administration
■ Funds Not Committed
■ Funds Remaining to Draw



U.S. Department of Housing and Urban Development
Office of Community Planning and Development
Integrated Disbursement and Information System
PR91 - ESG Financial Summary
PINELLAS COUNTY, FL
2013

DATE: 12-29-14
TIME: 12:48
PAGE: 12

24-Month Grant Expenditure Deadline

All of the recipient's grant must be expended for eligible activity costs within 24 months after the date HUD signs the grant agreement with the recipient. Expenditure means either an actual cash disbursement for a direct charge for a good or service or an indirect cost or the accrual of a direct charge for a good or service or an indirect cost. This report uses draws in IDIS to measure expenditures. HUD allocated Fiscal Year 2011 ESG funds in two allocations. For FY2011, this Obligation Date is the date of the first allocation. This report does not list the Obligation Date, does not calculate the Expenditure Deadline, and does not track the Days Remaining for the FY 2011 second allocation.

Grant Amount: \$174,337.00

Grant Number	Draws to Date	HUD Obligation Date	Expenditure Deadline	Days Remaining to Meet Requirement Date	Expenditures Required
E13UC120018	\$4,475.02	09/18/2013	09/18/2015	264	\$169,861.98

60% Cap on Emergency Shelter and Street Outreach

The cap refers to the total amount of the recipient's fiscal year grant, allowed for emergency shelter and street outreach activities, is capped at 60 percent. This amount cannot exceed the greater of: (1) 60% of the overall grant for the year; or, (2) the amount of Fiscal Year 2010 ESG funds committed for homeless assistance activities.

Amount Committed to Shelter	Amount Committed to Street Outreach	Total Amount Committed to Shelter and Street Outreach	% Committed to Shelter and Street Outreach	2010 Funds Committed to Homeless Assistance Activities	Total Drawn for Shelter and Street Outreach	% Drawn for Shelter and Street Outreach
\$0.00	\$0.00	\$0.00	0.00%	\$125,101.00	\$0.00	0.00%

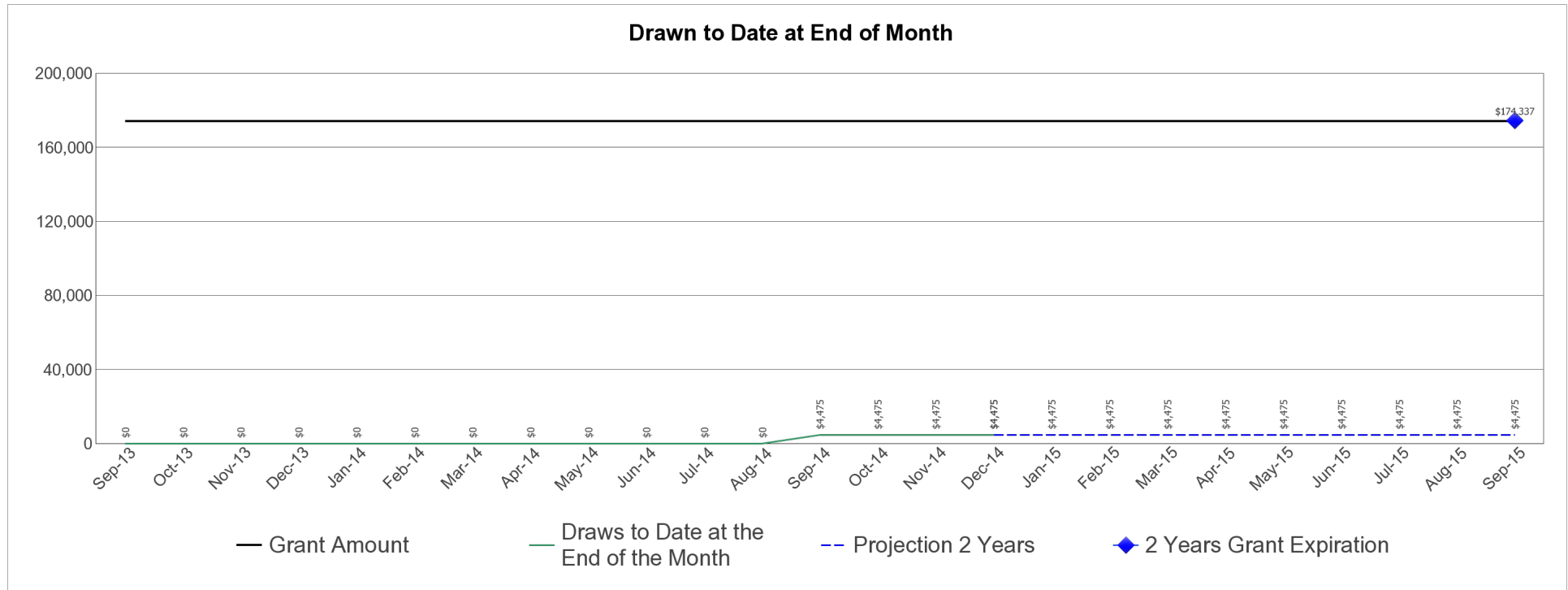


U.S. Department of Housing and Urban Development
Office of Community Planning and Development
Integrated Disbursement and Information System
PR91 - ESG Financial Summary
PINELLAS COUNTY, FL
2013

DATE: 12-29-14
TIME: 12:48
PAGE: 13

ESG Draws By Month (at the total grant level):

Grant Amount: 174,337.00



ESG Draws By Quarter (at the total grant level):

Quarter End Date	Draws for the Quarter	Draws to Date at the End of the Quarter	% Drawn for the Quarter	% Drawn to Date at End of Quarter
09/30/2013	\$0.00	\$0.00	0.00%	0.00%
12/31/2013	\$0.00	\$0.00	0.00%	0.00%
03/31/2014	\$0.00	\$0.00	0.00%	0.00%
06/30/2014	\$0.00	\$0.00	0.00%	0.00%
09/30/2014	\$4,475.02	\$4,475.02	2.57%	2.57%
12/31/2014	\$0.00	\$4,475.02	0.00%	2.57%



U.S. Department of Housing and Urban Development
Office of Community Planning and Development
Integrated Disbursement and Information System
PR91 - ESG Financial Summary
PINELLAS COUNTY, FL
2013

DATE: 12-29-14
TIME: 12:48
PAGE: 14

ESG Subrecipient Commitments and Draws by Activity Category :

Subrecipient	Activity Type	Committed	Drawn
PINELLAS COUNTY	Homeless Prevention	\$75,631.00	\$0.00
	Rapid Re-Housing	\$75,631.00	\$0.00
	Data Collection (HMIS)	\$10,000.00	\$0.00
	Administration	\$13,075.00	\$4,475.02
	Total	\$174,337.00	\$4,475.02
	Total Remaining to be Drawn		\$169,861.98
	Percentage Remaining to be Drawn		97.43%



U.S. Department of Housing and Urban Development
Office of Community Planning and Development
Integrated Disbursement and Information System
PR91 - ESG Financial Summary
PINELLAS COUNTY, FL
2013

DATE: 12-29-14
TIME: 12:48
PAGE: 15

ESG Subrecipients by Activity Category

Activity Type	Subrecipient
Homeless Prevention	PINELLAS COUNTY
Rapid Re-Housing	PINELLAS COUNTY
Data Collection (HMIS)	PINELLAS COUNTY
Administration	PINELLAS COUNTY