
Pinellas County, Florida Action Plan 2012-2013 FY



**PINELLAS COUNTY, FLORIDA CONSOLIDATED PLAN
FY 2012-2013 ACTION PLAN**

TABLE OF CONTENTS

SF 424

Action Plan

Executive Summary.....	1
Citizen Participation.....	5
Resources.....	7
Annual Objectives.....	8
Description of Activities.....	10
Geographic Distribution/Allocation Priorities.....	11
Annual Affordable Housing Goals.....	17
Public Housing.....	18
Homeless and Special Needs.....	19
Barriers to Affordable Housing.....	21
Other Actions.....	21
Obstacles	
Lead-Based Paint	
Institutional Structure	
Coordination	
Public Sector	

Program Specific Requirements.....	27
CDBG	
HOME	
HOPWA	

Other Narratives and Attachments.....	34
---------------------------------------	----

Maps

FY 2012-2013 Projects	36
Consortium Special Areas	37

Project Description Tables

Needs Tables

Annual Housing Goals

Summary of Specific Annual Objectives

**APPLICATION FOR
FEDERAL ASSISTANCE**

OMB Approved No. 3076-0006

Version 7/03

1. TYPE OF SUBMISSION: Application <input checked="" type="checkbox"/> Construction <input type="checkbox"/> Non-Construction		2. DATE SUBMITTED August 3, 2012	Applicant Identifier B-12-UC-12-0005
Pre-application <input type="checkbox"/> Construction <input type="checkbox"/> Non-Construction		3. DATE RECEIVED BY STATE	State Application Identifier
		4. DATE RECEIVED BY FEDERAL AGENCY	Federal Identifier

5. APPLICANT INFORMATION Legal Name: Pinellas County Consortium Organizational DUNS: 055200216 Address: Street: 600 Cleveland Street, Suite 800 City: Clearwater County: Pinellas State: Florida Zip Code: 33755 Country: US		Organizational Unit: Department: Community Development Division: Compliance Name and telephone number of person to be contacted on matters involving this application (give area code) Prefix: First Name: Anthony Middle Name: M Last Name: Jones Suffix: Email: ajones@pinellascounty.org Phone Number (give area code): 9 727-464-8210 Fax Number (give area code): 727-464-8254
--	--	--

6. EMPLOYER IDENTIFICATION NUMBER (EIN): 59-6000800	7. TYPE OF APPLICANT: (See back of form for Application Types) Pinellas County Consortium Other (specify)
---	--

8. TYPE OF APPLICATION: <input checked="" type="checkbox"/> New <input type="checkbox"/> Continuation <input type="checkbox"/> Revision If Revision, enter appropriate letter(s) in box(es) (See back of form for description of letters.) Other (specify)	9. NAME OF FEDERAL AGENCY: Department of Housing and Urban Development
--	--

10. CATALOG OF FEDERAL DOMESTIC ASSISTANCE NUMBER: 14-218 TITLE (Name of Program): Community Development Block Grant	11. DESCRIPTIVE TITLE OF APPLICANT'S PROJECT: CDBG: acquisition, public facilities, and improvements, demolition and clearance, housing rehabilitation and public services
--	--

12. AREAS AFFECTED BY PROJECT (Cities, Counties, States, etc.): Urban County, including 20 cooperating cities	14. CONGRESSIONAL DISTRICTS OF: a. Applicant: 9 & 10 b. Project: 9 & 10
---	--

13. PROPOSED PROJECT Start Date: 10/1/2012 Ending Date: 9/30/13	16. IS APPLICATION SUBJECT TO REVIEW BY STATE EXECUTIVE ORDER 12372 PROCESS? a. Yes: <input type="checkbox"/> THIS PREAPPLICATION/APPLICATION WAS MADE AVAILABLE TO THE STATE EXECUTIVE ORDER 12372 PROCESS FOR REVIEW ON DATE: b. No: <input checked="" type="checkbox"/> PROGRAM IS NOT COVERED BY E. O. 12372 <input type="checkbox"/> OR PROGRAM HAS NOT BEEN SELECTED BY STATE FOR REVIEW
--	---

15. ESTIMATED FUNDING: <table style="width:100%;"> <tr> <td>a. Federal</td> <td>\$ 2,389,721.00</td> </tr> <tr> <td>b. Applicant</td> <td>\$.00</td> </tr> <tr> <td>c. State</td> <td>\$.00</td> </tr> <tr> <td>d. Local</td> <td>\$.00</td> </tr> <tr> <td>e. Other</td> <td>\$.00</td> </tr> <tr> <td>f. Program Income</td> <td>\$ 63,200.00</td> </tr> <tr> <td>g. TOTAL</td> <td>\$ 2,452,921.00</td> </tr> </table>	a. Federal	\$ 2,389,721.00	b. Applicant	\$.00	c. State	\$.00	d. Local	\$.00	e. Other	\$.00	f. Program Income	\$ 63,200.00	g. TOTAL	\$ 2,452,921.00	17. IS THE APPLICANT DELINQUENT ON ANY FEDERAL DEBT? <input type="checkbox"/> Yes If "Yes" attach an explanation. <input checked="" type="checkbox"/> No
a. Federal	\$ 2,389,721.00														
b. Applicant	\$.00														
c. State	\$.00														
d. Local	\$.00														
e. Other	\$.00														
f. Program Income	\$ 63,200.00														
g. TOTAL	\$ 2,452,921.00														

18. TO THE BEST OF MY KNOWLEDGE AND BELIEF, ALL DATA IN THIS APPLICATION/PREAPPLICATION ARE TRUE AND CORRECT. THE DOCUMENT HAS BEEN DULY AUTHORIZED BY THE GOVERNING BODY OF THE APPLICANT AND THE APPLICANT WILL COMPLY WITH THE ATTACHED ASSURANCES IF THE ASSISTANCE IS AWARDED.		
a. Authorized Representative Prefix: First Name: John Ken Middle Name: Last Name: Welch Suffix: b. Title: Vice Chairman, Pinellas County Board of County Commissioners c. Telephone Number (give area code): 727-464-3377 d. Signature of Authorized Representative: Kenneth T. Wahl e. Date Signed:		


Previous Edition Usable
Authorized for Local Reproduction

Standard Form 424 (Rev.9-2003)
Prescribed by OMB Circular A-102

ATTEST: KEN BURKE, CLERK

By: Kenneth T. Wahl
Deputy Clerk

APPROVED AS TO FORM
OFFICE OF COUNTY ATTORNEY
By: John Clout
Attorney



**APPLICATION FOR
FEDERAL ASSISTANCE**

OMB Approved No. 3076-0006

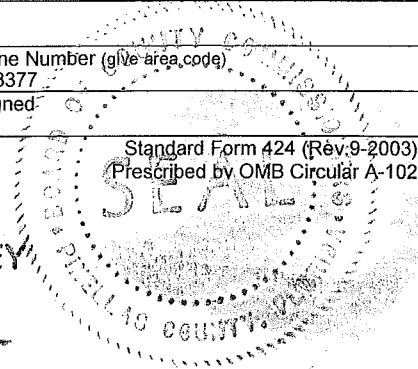
Version 7/03

1. TYPE OF SUBMISSION: Application <input checked="" type="checkbox"/> Construction <input type="checkbox"/> Non-Construction		2. DATE SUBMITTED August 3, 2012		Applicant Identifier M-12-DC-12-0217	
		3. DATE RECEIVED BY STATE		State Application Identifier	
4. DATE RECEIVED BY FEDERAL AGENCY		Federal Identifier			
5. APPLICANT INFORMATION					
Legal Name: Pinellas County Consortium			Organizational Unit: Department: Community Development		
Organizational DUNS: 055200216			Division: Compliance		
Address: Street: 600 Cleveland Street, Suite 800 City: Clearwater County: Pinellas State: Florida Zip Code: 33755 Country: US			Name and telephone number of person to be contacted on matters involving this application (give area code) Prefix: First Name: Anthony Middle Name: M Last Name: Jones Suffix: Email: ajones@pinellascounty.org		
6. EMPLOYER IDENTIFICATION NUMBER (EIN): 59-6000800			Phone Number (give area code) 9 727-464-8210		Fax Number (give area code) 727-464-8254
8. TYPE OF APPLICATION: <input checked="" type="checkbox"/> New <input type="checkbox"/> Continuation <input type="checkbox"/> Revision If Revision, enter appropriate letter(s) in box(es) (See back of form for description of letters.) Other (specify)			7. TYPE OF APPLICANT: (See back of form for Application Types) Pinellas County Consortium Other (specify)		
10. CATALOG OF FEDERAL DOMESTIC ASSISTANCE NUMBER: TITLE (Name of Program): HOME Investment Partnership Program			11. DESCRIPTIVE TITLE OF APPLICANT'S PROJECT: HOME: housing rehabilitation and construction, acquisition, direct homeownership assistance.		
12. AREAS AFFECTED BY PROJECT (Cities, Counties, States, etc.): Urban County and City of Largo			9. NAME OF FEDERAL AGENCY: Department of Housing and Urban Development		
13. PROPOSED PROJECT Start Date: 10/1/2012 Ending Date: 9/30/13			14. CONGRESSIONAL DISTRICTS OF: a. Applicant 9 & 10 b. Project 9 & 10		
15. ESTIMATED FUNDING:			16. IS APPLICATION SUBJECT TO REVIEW BY STATE EXECUTIVE ORDER 12372 PROCESS?		
a. Federal	\$	1,069,063	a. Yes. <input type="checkbox"/> THIS PREAPPLICATION/APPLICATION WAS MADE AVAILABLE TO THE STATE EXECUTIVE ORDER 12372 PROCESS FOR REVIEW ON DATE:		
b. Applicant	\$		b. No. <input checked="" type="checkbox"/> PROGRAM IS NOT COVERED BY E. O. 12372		
c. State	\$		<input type="checkbox"/> OR PROGRAM HAS NOT BEEN SELECTED BY STATE FOR REVIEW		
d. Local	\$		17. IS THE APPLICANT DELINQUENT ON ANY FEDERAL DEBT?		
e. Other	\$		<input type="checkbox"/> Yes If "Yes" attach an explanation. <input checked="" type="checkbox"/> No		
f. Program Income	\$	608,000	18. TO THE BEST OF MY KNOWLEDGE AND BELIEF, ALL DATA IN THIS APPLICATION/PREAPPLICATION ARE TRUE AND CORRECT. THE DOCUMENT HAS BEEN DULY AUTHORIZED BY THE GOVERNING BODY OF THE APPLICANT AND THE APPLICANT WILL COMPLY WITH THE ATTACHED ASSURANCES IF THE ASSISTANCE IS AWARDED.		
g. TOTAL	\$	1,677,063	a. Authorized Representative		
Prefix		First Name	Middle Name		
Last Name		Suffix			
b. Title		c. Telephone Number (give area code)			
d. Signature of Authorized Representative		727-464-3377		e. Date Signed	

Previous Edition Usable
Authorized for Local Reproduction

ATTEST: KEN BURKE, CLERK
By: Ken Burke
Deputy Clerk

APPROVED AS TO FORM
OFFICE OF COUNTY ATTORNEY
By: Ken Burke
Attorney



Standard Form 424 (Rev. 9-2003)
Prescribed by OMB Circular A-102

APPLICATION FOR FEDERAL ASSISTANCE

OMB Approved No. 3076-0006

Version 7/03

1. TYPE OF SUBMISSION: Application <input checked="" type="checkbox"/> Construction <input type="checkbox"/> Non-Construction		2. DATE SUBMITTED August 3, 2012	Applicant Identifier S-12-DC-12-0018
3. DATE RECEIVED BY STATE		State Application Identifier	
4. DATE RECEIVED BY FEDERAL AGENCY		Federal Identifier	
5. APPLICANT INFORMATION			
Legal Name: Pinellas County Consortium		Organizational Unit: Department: Community Development	
Organizational DUNS: 055200216		Division: Compliance	
Address: Street: 600 Cleveland Street, Suite 800 City: Clearwater County: Pinellas State: Florida Zip Code: 33755 Country: US		Name and telephone number of person to be contacted on matters involving this application (give area code) Prefix: First Name: Anthony Middle Name: M Last Name: Jones Suffix: Email: ajones@pinellascounty.org	
6. EMPLOYER IDENTIFICATION NUMBER (EIN): 59-6000800		Phone Number (give area code) 9 727-464-8210	
7. TYPE OF APPLICATION: <input checked="" type="checkbox"/> New <input type="checkbox"/> Continuation <input type="checkbox"/> Revision If Revision, enter appropriate letter(s) in box(es) (See back of form for description of letters.) Other (specify)		7. TYPE OF APPLICANT: (See back of form for Application Types) Pinellas County Consortium Other (specify)	
8. TYPE OF APPLICATION:		9. NAME OF FEDERAL AGENCY: Department of Housing and Urban Development	
10. CATALOG OF FEDERAL DOMESTIC ASSISTANCE NUMBER: TITLE (Name of Program): Emergency Solutions Grant 14-231		11. DESCRIPTIVE TITLE OF APPLICANT'S PROJECT: ESG: operating costs, homeless facility rehabilitation, essential services, prevention of homelessness	
12. AREAS AFFECTED BY PROJECT (Cities, Counties, States, etc.): Urban County, City of Largo, City of Clearwater, City of St. Petersburg		13. PROPOSED PROJECT Start Date: 10/1/2012 Ending Date: 9/30/13	
14. CONGRESSIONAL DISTRICTS OF: a. Applicant 9 & 10 b. Project 9 & 10		15. ESTIMATED FUNDING:	
a. Federal \$ 231,768.00 b. Applicant \$.00 c. State \$.00 d. Local \$.00 e. Other \$.00 f. Program Income \$.00 g. TOTAL \$ 231,768.00		16. IS APPLICATION SUBJECT TO REVIEW BY STATE EXECUTIVE ORDER 12372 PROCESS? a. Yes. <input type="checkbox"/> THIS PREAPPLICATION/APPLICATION WAS MADE AVAILABLE TO THE STATE EXECUTIVE ORDER 12372 PROCESS FOR REVIEW ON DATE: b. No. <input checked="" type="checkbox"/> PROGRAM IS NOT COVERED BY E. O. 12372 <input type="checkbox"/> OR PROGRAM HAS NOT BEEN SELECTED BY STATE FOR REVIEW	
17. IS THE APPLICANT DELINQUENT ON ANY FEDERAL DEBT? <input type="checkbox"/> Yes If "Yes" attach an explanation. <input checked="" type="checkbox"/> No		18. TO THE BEST OF MY KNOWLEDGE AND BELIEF, ALL DATA IN THIS APPLICATION/PREAPPLICATION ARE TRUE AND CORRECT. THE DOCUMENT HAS BEEN DULY AUTHORIZED BY THE GOVERNING BODY OF THE APPLICANT AND THE APPLICANT WILL COMPLY WITH THE ATTACHED ASSURANCES IF THE ASSISTANCE IS AWARDED.	
a. Authorized Representative Prefix: First Name: John Ken Middle Name: Last Name: Weck Suffix: b. Title: Vice Chairman, Pinellas County Board of County Commissioners c. Telephone Number (give area code): 727-464-3377 d. Signature of Authorized Representative: Kenneth S. Weck e. Date Signed:		Previous Edition Usable Authorized for Local Reproduction	

ATTEST: KEN BURKE, CLERK

By: Ken Burke
Deputy Clerk

APPROVED AS TO FORM
OFFICE OF COUNTY ATTORNEY

By: John C. [Signature]
Attorney

Standard Form 424 (Rev. 9-2003)
Prescribed by OMB Circular A-102





Annual Action Plan

The CPMP Annual Action Plan includes the SF 424 and Narrative Responses to Action Plan questions that CDBG, HOME, HOPWA, and ESG grantees must respond to each year in order to be compliant with the Consolidated Planning Regulations.

Narrative Responses

ACTION PLAN

Annual Action Plan includes the [SF 424](#) and is due every year no less than 45 days prior to the start of the grantee's program year start date. HUD does not accept plans between August 15 and November 15.

Executive Summary 91.220(b)

1. The Executive Summary is required. Include the objectives and outcomes identified in the plan and an evaluation of past performance.

The Pinellas County Consortium is made up of the jurisdictions of Pinellas County, acting in its capacity as an Urban County, and the City of Largo. The Urban County consists of all unincorporated areas and the 20 municipalities participating in the County's program. The County is the lead entity for the Consortium. The Action Plan is the Consortium's annual application for HOME Investment Partnership (HOME) funds and Pinellas County's application for Community Development Block Grant (CDBG) and Emergency Solutions Grant (ESG) funds.

Total anticipated Federal funding is \$4,361,752, including program income. It is anticipated that again next year there will be no funding available from the State due to the reduction of State Housing Initiatives Partnership (SHIP) Program funding. Largo prepares and approves its own Action Plan for CDBG funding.

Currently for the program years 2011-2012, Pinellas County utilized CDBG funds for public infrastructure and facilities (53%), and public services (15%). For the 2012-2013 funding year, Pinellas County will continue to address the objectives of sustainability of a suitable living environment and increased accessibility to decent housing by improvement of public infrastructure and facilities in low- to moderate-income neighborhoods and in blighted areas.

The reduction of local and State funding continues to impact County's ability to meet the rehabilitation needs of the County; therefore, Pinellas County will provide \$280,000 to be used to create a revolving loan fund for owner-occupied rehabilitations.

Pinellas County identified the following programs as a result of the needs identified in the five year strategic plan that was submitted to the U.S. Department of Housing and Urban Development (HUD). The activities being recommended in each of the programs for initial funding have been evaluated for eligibility, readiness to proceed, leveraged funds, and capacity of the entity. Additionally, should funds become available from unanticipated program income or activities coming in under budget, the County may add additional activities to the identified priority programs.

Category/Activity	National Objective	Performance Objective/ Outcome	Funding Source	Funding Amount
Priority: Target Area Improvement Program				
Concentrated investments will be provided in designated areas of special interest that will impact neighborhood stabilization and revitalization in order to achieve local objectives and desired outcomes.				
Joe's Creek Greenway Park Phase 4	Low/Mod Area	SL-3	CDBG	\$150,000
Target Area Site Development	Low/Mod Area	SL-3	CDBG	\$50,000
Target Area Activity Delivery	Low/Mod Area	SL-3	CDBG	\$17,500
Target Area Improvement Program Total				\$217,500
Priority: Public Facilities Program				
Funding of new or existing facilities that provide services to meet the needs of low -and moderate-income or special needs populations. Some activities may be phased over multiple fiscal years and will be considered continuation projects.				
Continuation Activities				
UPARC Harborside Studios Rehabilitation	Low/Mod Clientele	SL-3	CDBG	\$300,000
PARC Curry Villa Group Home Rehabilitation	Low/Mod Clientele	DH-1	CDBG	\$57,692
Public Facilities Activity Delivery	Low/Mod Clientele	SL-3 & DH-1	CDBG	\$17,500
Public Facilities Program Total				\$375,192
Priority: Public Infrastructure Program				
Funding for projects that address the prevention and elimination of slum and blight within officially designated areas of interest or areas within the County where land may be cleared for future development.				
Demolition and Clearance	Slum/Blight Spot	SL-3	CDBG	\$20,000
Pinellas Park CRA Sidewalk and Streetscape Construction	Slum/Blight Area	SL-3	CDBG	\$100,000
Public Infrastructure Activity Delivery	Slum/Blight Area	SL-3	CDBG	\$15,000
Public Infrastructure Program Total				\$135,000
Priority: Public Services Program				
Funds will be provided, with a maximum 15% limitation, to provide salaries and operational services to entities that provide services to meet the needs of low- and moderate income families.				
Continuation Activities				
Continuum of Care Matching Funds for Homeless Needs	Low/Mod Clientele	SL-1	CDBG	\$117,000
Omni Center Operations	Low/Mod Area	SL-1	CDBG	\$235,000
Public Services Activity Delivery	LMC/LMA	SL-1	CDBG	\$10,000
Public Services Program Total				\$362,000

Category/Activity	National Objective	Performance Objective/ Outcome	Funding Source	Funding Amount
Priority: Homeless and Homelessness Prevention Services Program				
Funding to provide short-term rental assistance to individuals or families who are homeless or at risk of homelessness, as well as housing relocation and stabilization services to stabilize individuals and families in their current housing or quickly re-house in other permanent housing.				
Rental Assistance	Low/Mod Clientele	DH-2	ESG	\$194,385
Homeless and Homelessness Prevention Activity Delivery	Low/Mod Clientele	DH-2	ESG	\$20,000
Homeless and Homelessness Prevention Services Program Total				\$214,385
Priority: Housing Preservation Program				
Program facilitates the preservation of affordable homeowner and rental units through rehabilitation and/or acquisition. Applications are provided on a first come, first serve basis and funding selections are based on eligibility of households served and financial feasibility. Private funds available through local lending institutions may be leveraged by Federal funds.				
City of Largo Single Family Rehabilitation Program	Low/Mod Housing	DH-1	HOME	\$107,954
Housing Preservation Program	Low/Mod Housing	DH-1	HOME	\$220,000
Housing Preservation Activity Delivery	Low/Mod Housing	DH-1	HOME	\$10,000
Housing Preservation Program Subtotal				\$337,954
Housing Preservation Program	Low/Mod Housing	DH-1	CDBG	\$280,000
Target Area Code Enforcement	Low/Mod Housing		CDBG	\$80,000
Housing Preservation Activity Delivery	Low/Mod Housing	DH-1	CDBG	\$15,000
Housing Preservation Program Subtotal				\$375,000
Priority: Housing Production Program				
Program facilitates the construction of single-family and multifamily affordable housing units. Applications are provided on a first come, first serve basis and funding selections are based on eligibility of households served and financial feasibility. Private funds available through local lending institutions may be leveraged by Federal funds. Includes CHDO set-aside funding requirements.				
Housing Production Program	Low/Mod Housing	DH-1	HOME	\$635,359
Housing Production Activity Delivery	Low/Mod Housing	DH-1	HOME	\$10,000
Housing Production Program Subtotal				\$645,359
Housing Production Program	Low/Mod Housing	DH-1	CDBG	\$300,000
Housing Production Activity Delivery	Low/Mod Housing	DH-1	CDBG	\$15,000
Housing Production Program Subtotal				\$315,000

Category/Activity	National Objective	Performance Objective/ Outcome	Funding Source	Funding Amount
Priority: Homeownership Promotion Program				
Program facilitates housing education and maintenance through counseling services and provides financial assistance to home buyers in the form of down payment and closing costs.				
City of Largo Down Payment Assistance Program	Low/Mod Housing	DH-2	HOME	\$50,000
Down Payment Assistance Programs	Low/Mod Housing	DH-2	HOME	\$350,000
Homeownership Assistance Activity Delivery	Low/Mod Housing	DH-2	HOME	\$10,000
HOME Homeownership Promotion Program Subtotal				\$410,000
Housing Services	Low/Mod Housing	DH-1	SHIP	\$140,000
Homeownership Assistance Activity Delivery	Low/Mod Housing	DH-1	SHIP	\$10,000
SHIP Homeownership Promotion Program Subtotal				\$150,000
Priority: Administration				
General program planning costs related to the administration of the CDBG, HOME and ESG Grants.				
CDBG Administration	Administration	N/A	CDBG	\$477,944
CDBG Administration (from PI)	Administration	N/A	CDBG	\$12,640
HOME Administration	Administration	N/A	HOME	\$106,906
HOME Administration (from PI)	Administration	N/A	HOME	\$60,800
ESG Administration	Administration	N/A	ESG	\$17,383
Administration Subtotal				\$675,673
Contingency				
Funds have been reserved for construction cost overruns and additional funding for emergency assistance, if needed.				
CDBG Contingency	Low/Mod	N/A	CDBG	\$182,645
HOME Contingency	Low/Mod	N/A	HOME	\$116,043
Contingency Subtotal				\$298,688
CDBG Total				\$2,452,921
HOME Total				\$1,677,063
ESG Total				\$231,768
SHIP Total				\$150,000

Performance Objective/Outcome:

DH-1: Decent Housing/Availability-Accessibility

DH-2: Decent Housing/Affordability

SL-1: Suitable Living Environment/Availability-Accessibility

SL-3: Suitable Living Environment/Sustainability

Citizen Participation 91.200 and 91.220(b)

2. Provide a summary of the citizen participation and consultation process (including efforts to broaden public participation in the development of the plan.

a. Based on the jurisdiction's current citizen participation plan, provide a summary of the citizen participation process used in the development of the consolidated plan. Include a description of actions taken to encourage participation of all its residents, including the following:

- 1. low- and moderate-income residents where housing and community development funds may be spent;**
- 2. minorities and non-English speaking persons, as well as persons with disabilities;**
- 3. local and regional institutions, the Continuum of Care, and other organizations (including businesses, developers, nonprofit organizations, philanthropic organizations, community and faith-based organizations);**
- 4. residents of public and assisted housing developments and recipients of tenant- based assistance;**
- 5. residents of targeted revitalization areas.**

b. Identify agencies, groups, and organizations that participated in the process. This should reflect consultation requirements regarding the following:

- 1. General §91.100 (a)(1) - Consult with public and private agencies that provide health services, social and fair housing services (including those focusing on services to children, elderly persons, persons with disabilities, persons with HIV/AIDS and their families, homeless persons) during the preparation of the plan.**
- 2. Homeless strategy and resources to address needs of homeless §91.100 (a)(2) – Consult with continuum of care, public and private agencies that address the housing, health, social services, victim services, employment, or education needs of low-income persons, homeless persons (particularly chronically homeless individuals and families, families with children, veterans and their families, and unaccompanied youth) and person at risk of homelessness; publicly funded institutions and systems of care that may discharge persons into homelessness (such as health-care facilities, mental health facilities, foster care and other youth facilities, and corrections programs and institutions), and business and civic leaders.**
- 3. Metropolitan planning §91.100 (a)(5) -- Consult with adjacent units of general local government, including local government agencies with metropolitan-wide planning responsibilities, particularly for problems and solutions that go beyond a single jurisdiction, i.e. transportation, workforce development, economic development, etc.**
- 4. HOPWA §91.100 (b)-- Largest city in EMSA consult broadly to develop metropolitan-wide strategy for addressing needs of persons with HIV/AIDS and their families.**
- 5. Public housing §91.100 (c) -- Consult with the local public housing agency concerning public housing needs, planned programs, and activities.**

Pinellas County Community Development is responsible for the preparation and implementation of the Consortium's Consolidated Strategic Plan and specific goals identified in the Annual Action Plan. Pinellas County Community Development developed the Plan in consultation with a wide range of public and private entities, including governmental and non-profit organizations that are

knowledgeable regarding the needs of the low- and moderate-income residents of the Consortium and the County as a whole.

This process included holding public hearings early in the planning process to identify and prioritize the needs of Pinellas County over the next five years. In addition, a public hearing was conducted on January 26, 2012 to solicit input of the priorities and needs of Pinellas County to include in the Annual Action Plan. It also provided an opportunity to summarize the accomplishments and an overview of existing programs completed over the past year.

The following outreach was completed throughout the County to solicit input and included:

- **Solicitation** of input through direct mailings to existing partners and organizations in the community to encourage participation in identifying housing needs and needs of the homeless and special populations and in the development of the Plan.
- **Neighborhood-based Citizen Committees** in areas targeted for comprehensive revitalization activities under Federal grant programs. These committees advise on needs and activities relative to their community. Additionally, Community Development is represented on the Low Income Housing Network and its Committees that has representation from a variety of housing advocates and local nonprofits.
- **Coordination** with the local Housing Authorities within the jurisdiction to solicit information related to the Authorities' developments and surrounding communities, as well as the Authorities' future development plans.

3. Provide a summary of citizen comments or views on the plan.

On January 26, 2012, the County held a public meeting to report on the past performance of Community Development programs and to seek input on the future focus priority needs over the next year. Many of the organizations in attendance focused on the need for funding for case management and services to help keep residents in their homes.

Joe DiDomenico, Disability Achievement Center commented that his agency was exploring opportunities for modular removable ramps for the disabled that are reusable and more economically feasible. Currently their program has 183 households on the waiting list for a modular accessibility ramp. With such a high population of persons aging into disability with no accessibility, modular removable ramps help keep adults in their homes and out of nursing homes.

Lisa Matzner, Religious Community Services commented that RCS has added components to their homeless prevention services and have received private funding for case management services to follow program participants up to one year. Providing the follow-up case management helps participants stay in their homes and provides a sense of normalcy, especially for families. The need for homeless prevention assistance is great, their program is at/over capacity and they have had to turn people away.

Barbara Green, Homeless Emergency Project commented on the need for homeless prevention case managers to keep clients in homes. They have been providing these case management services for up to 2 years and have only had one household fall out of the program. The need for homeless prevention services/case management, as well as tools to help participants find jobs, is prevalent even though available funding is being reduced. Barbara Green addressed a comment by Mr. Landress, that to help advocate for funding, the agencies should advertise funding of their projects. Stated that partnerships are important and that without CDBG funding, HEP West would not have been accomplished.

Tre' Littlefield, Providing Advocacy & Recognizing Capability. PARC stated their support for the County's process and professional staff at Community Development. PARC has lost 25% of their funding in the last few years and recognizes the difficulty accommodating all requests.

Harvey Landress, R'Club Child Care Center. R'Club stated their support for the County's process and recognizes funding dilemmas. Was interested to know if there were any advocacy issues agencies could help with. Also would distribute outreach material to his clients about other programs available.

Johanna Boomsma, Take 1-4-U NPO. Agency has plans to provide transitional housing with a goal of clients working with a case manager towards home ownership within 2 years. Stated that there needs to be a way for the clients to receive rental & mortgage assistance as they go through counseling and evaluation training. This would be helpful to Section 8 and SSI recipients. The Agency would provide help with budgeting, building credit and helping with evictions by working with landlords. Interested in knowing if their activities would qualify for funding and if it would be for the transitional home or the home the clients purchase?

Donna Haymore/Modupe Opapejn, SPC Bachelor's Nursing Program Students, wanted to let everyone know they were working on a health promotion project working with PARC as part of their community service volunteer hours and were interested to see if there were any other agencies who could benefit from volunteer services.

Leon Graham, Citizen, received a grant from another outside agency for weatherization assistance on his mobile home and felt the program, although helpful, could be more efficient.

The draft Annual Action Plan was made available for viewing on April 13, 2012 and ended May 12, 2012. Notices of availability were advertised in the *Tampa Bay Times*, posted on the Pinellas County Community Development website, and County electronic bulletin boards.

No comments were received during the public comment period.

4. Provide a written explanation of comments not accepted and the reasons why these comments were not accepted.

No comments were received during the public comment period.

Resources 91.220(c)(1)) and (c)(2)

5. Identify the federal, state, and local resources (including program income) the jurisdiction expects to receive to address the needs identified in the plan. Federal resources should include Section 8 funds made available to the jurisdiction, Low-Income Housing Tax Credits, and competitive McKinney-Vento Homeless Assistance Act funds expected to be available to address priority needs and specific objectives identified in the strategic plan.

	Continuum of Care SuperNOFA Grants (Administered through Pinellas
\$4,199,590	County Coalition for the Homeless)
\$2,389,721	CDBG Entitlement (Community Development Block Grant)
63,200	CDBG Program Income
1,069,063	HOME Entitlement (HOME Investment Partnership Program)
608,000	HOME Program Income and Recapture
<u>231,768</u>	ESG Entitlement (Emergency Shelter Grant)
\$8,561,342	Federal Funds Total

-0- SHIP Entitlement (State Housing Initiatives Partnership)
405,000 SHIP Program Income
\$405,000 State Funds Total

Approximately 3,045 vouchers are administered by the Pinellas County Housing Authority.

6. Explain how federal funds will leverage resources from private and non-federal public sources, including how matching requirements of HUD programs will be satisfied.

The State of Florida provides local entitlement jurisdictions with funds for housing under the State Housing Initiatives Partnership (SHIP) Program. The State requires that 65% of the allocation be expended on homeownership activities and 75% be expended on rehabilitation or construction activities.

Although the anticipated allocation for the County for FY 2012-2013 has been eliminated due to the State's budget crisis, the program income that has been generated from past allocations will continue to be utilized for addressing the affordable housing needs of Pinellas County. The projected program income from SHIP for FY 2012-2013 is \$405,000. These funds will be used for homeowner rehabilitation activities, down payment assistance, and housing services.

Private funds available through local lending institutions will be leveraged by Federal funds in the rehabilitation and homebuyers assistance programs. The Homebuyers Club will leverage private funds from individuals and families saving for down payment and closing costs, and will also leverage private lender funds for the purchase of homes. Investor and private lending institution funds will be used to leverage Federal funds to accomplish both new construction and preservation of existing units.

Annual Objectives 91.220(c)(3)

**If not using the CPMP Tool: Complete and submit Table 3A.*

**If using the CPMP Tool: Complete and submit the Summary of Specific Annual Objectives Worksheets or Summaries.xls*

Goals and objectives to be carried out during the action plan period are indicated by placing a check in the following boxes.

<input checked="" type="checkbox"/>	Objective Category Decent Housing Which includes:	<input checked="" type="checkbox"/>	Objective Category: Suitable Living Environment Which includes:	<input checked="" type="checkbox"/>	Objective Category: Expanded Economic Opportunities Which includes:
<input checked="" type="checkbox"/>	assisting homeless persons obtain affordable housing	<input checked="" type="checkbox"/>	improving the safety and livability of neighborhoods	<input type="checkbox"/>	job creation and retention
<input checked="" type="checkbox"/>	assisting persons at risk of becoming homeless	<input checked="" type="checkbox"/>	eliminating blighting influences and the deterioration of property and facilities	<input type="checkbox"/>	establishment, stabilization and expansion of small business (including micro-businesses)
<input checked="" type="checkbox"/>	retaining the affordable housing stock	<input checked="" type="checkbox"/>	increasing the access to quality public and private facilities	<input type="checkbox"/>	the provision of public services concerned with employment
<input checked="" type="checkbox"/>	increasing the availability of affordable permanent housing in standard condition to low-income and moderate-income families, particularly to members of disadvantaged minorities	<input type="checkbox"/>	reducing the isolation of income groups within areas through spatial deconcentration of housing opportunities for lower income persons and the revitalization of	<input type="checkbox"/>	the provision of jobs to low-income persons living in areas affected by those programs and activities under programs covered by the plan

	without discrimination on the basis of race, color, religion, sex, national origin, familial status, or disability		deteriorating neighborhoods		
<input checked="" type="checkbox"/>	increasing the supply of supportive housing which includes structural features and services to enable persons with special needs (including persons with HIV/ADOS) to live in dignity and independence	<input type="checkbox"/>	restoring and preserving properties of special historic, architectural, or aesthetic value	<input checked="" type="checkbox"/>	availability of mortgage financing for low income persons at reasonable rates using non-discriminatory lending practices
<input checked="" type="checkbox"/>	providing affordable housing that is accessible to job opportunities	<input type="checkbox"/>	conserving energy resources and use of renewable energy sources	<input checked="" type="checkbox"/>	access to capital and credit for development activities that promote the long-term economic social viability of the community

7. Provide a summary of specific objectives that will be addressed during the program year.

For the 2012-2013 funding year, Pinellas County will address the objectives of sustainability of a suitable living environment and increased accessibility to decent housing by improvement of public infrastructure and facilities in low- to moderate-income neighborhoods and in blighted areas. Approximately 6% of the funds will target public facilities and infrastructure to address needs within our slum and blighted areas.

The objective of accessibility to services that will result in a suitable living environment will be met by committing 15% of the CDBG funds to public services. This will include providing matching funds to the Super NOFA applications through the Continuum of Care and providing funds to the YMCA in the Greater Ridgecrest Area for operation of the Omni Center.

Approximately 10% of the regular CDBG funding allocation will be committed to infrastructure improvements to further the goals within our revitalization areas.

The objective of decent housing will be met by committing 48% of the total CDBG, HOME and ESG allocations to the preservation and/or production of owner and/or rental housing, to the promotion of homeownership and to homeless and homelessness prevention programs.

During the last reported program year, Pinellas County assisted 351 households (owner and renter) with rehabilitation, down payment assistance, and production of housing with both Federal and local funds. 259 households were assisted with homelessness prevention and rapid re-housing through the Homelessness Prevention and Rapid Re-Housing Program. Over 1,300 households were assisted with housing services, both education and foreclosure prevention. Pinellas County will continue to support the objectives of increased accessibility/ availability of decent housing by committing HOME and CDBG funds for preservation (rehabilitation and acquisition) and production of housing units (both owner occupied and rental), and increased opportunities for homeownership through down payment assistance.

During the last reported program year, Pinellas County assisted 2,672 people utilizing its ESG and CDBG funds to provide rehabilitation and operating funds to emergency shelters. To meet the Homeless Emergency Assistance and Rapid Transition to Housing (HEARTH) Act requirements for rapid re-housing, Pinellas County will use ESG funding to support homelessness prevention and rapid re-housing assistance programs.

Pinellas County's antipoverty strategy, in coordination with the above priorities and objectives, will continue to be to provide technical assistance and financial support to the programs already

in existence. The end goal is to transition families to independent living, and to provide safe neighborhoods and decent housing.

Approximately 87% of CDBG funds are allocated to projects that principally benefit low- and moderate-income persons.

Description of Activities 91.220(d) and (e)

**If not using the CPMP Tool: Complete and submit Table 3C*

**If using the CPMP Tool: Complete and submit the Projects Worksheets*

- 8. Provide a summary of the eligible programs or activities that will take place during the program year to address the priority needs and specific objectives identified in the strategic plan, the number and type of families that will benefit from the proposed activities, proposed accomplishments, and target date for the completion of the activity.**

Describe the outcome measures for activities in accordance with Federal Register Notice dated March 7, 2006, i.e., general objective category (decent housing, suitable living environment, economic opportunity) and general outcome category (availability/accessibility, affordability, sustainability).

SL-1 Availability/Accessibility and Suitable Living Environment

CD Objective #1 - Provide operating funds to the YMCA of the Suncoast to provide recreational programming, youth development and social responsibility, health initiatives and family services that will serve approximately 1,250 persons. \$235,000 CDBG

Homeless Objective #6 – Provide operating funds to fill gaps in the Pinellas Continuum of Care for the homeless and to respond to urgent community needs. Agency to be determined. \$117,000 CDBG

SL-3 Sustainability and Suitable Living Environment

CD Objective #2 - Design and construction, including the placement of a pedestrian bridge and trail access, for Phase IV of Joe's Creek Park that serves approximately 7,800 persons - \$150,000 CDBG

CD Objective #5 - Provide funding for the construction of streetscape and sidewalk improvements within the Pinellas Park Community Redevelopment Area that will serve approximately 19,781 persons. \$100,000 CDBG

CD Objective #5 - Demolition and clearance of approximately two deteriorated structures and vacant developable land. \$20,000 CDBG

Special Needs Objective #2 – Provide funding for the rehabilitation of UPARC's Harborside Studios that will serve approximately 80 persons with disabilities. \$300,000 CDBG

DH-1 Availability/Accessibility and Decent Housing

Special Needs Objective #2 – Provide funding for the rehabilitation of the Curry Villa Group Home that will serve approximately 14 persons with disabilities. \$57,692 CDBG

Housing Objective #4 – Provide funding for acquisition/rehabilitation of units for 10 new low and moderate-income owner households. \$50,000 CDBG

Housing Objective #7 – Provide funding for credit counseling and homeownership training assistance to 500 perspective low-income homebuyers. \$140,000 SHIP

DH-2 Affordability and Decent Housing

Housing Objective #5 - Provide funding for down payment/closing cost assistance and low-rate mortgages to 25 low- and moderate-income homebuyers. \$400,000 HOME

Homeless Objective #6 – Assistance to individuals/households experiencing homelessness or at-risk of becoming homeless through funding of a homelessness prevention and rapid re-housing program that will serve approximately 50 households. \$194,385 ESG

DH-1 Availability/Accessibility and Decent Housing & DH-2 Affordability and Decent Housing

Housing Objective #2 & 3 – Provide funding for preservation of 20 affordable homeowner and rental units through acquisition and/or rehabilitation. \$327,954 HOME; \$280,000 CDBG

Housing Objective #2 & 3 – Provide funding for acquisition and/or construction of 25 affordable homeowner and rental units. \$635,359 HOME; \$300,000 CDBG

Geographic Distribution/Allocation Priorities 91.220(d) and (f)

9. Describe the geographic areas of the jurisdiction (including areas of low income families and/or racial/minority concentration) in which assistance will be directed during the next year. Where appropriate, the jurisdiction should estimate the percentage of funds the jurisdiction plans to dedicate to target areas.

Redevelopment and revitalization funds will continue to be directed to County targeted areas and provide support for redevelopment activities in cooperating cities. All areas are either principally low/moderate income as determined through HUD generated Low and Moderate Income Summary Data or slum/blight areas as designated by the local government.

As shown on the map on page 13 of this Plan, displayed are those neighborhoods within the Consortium where more than 51% of the residents had incomes below 80% of the Tampa-Clearwater-St. Petersburg Metropolitan Statistical Area's (MSA) median family income in 2009.

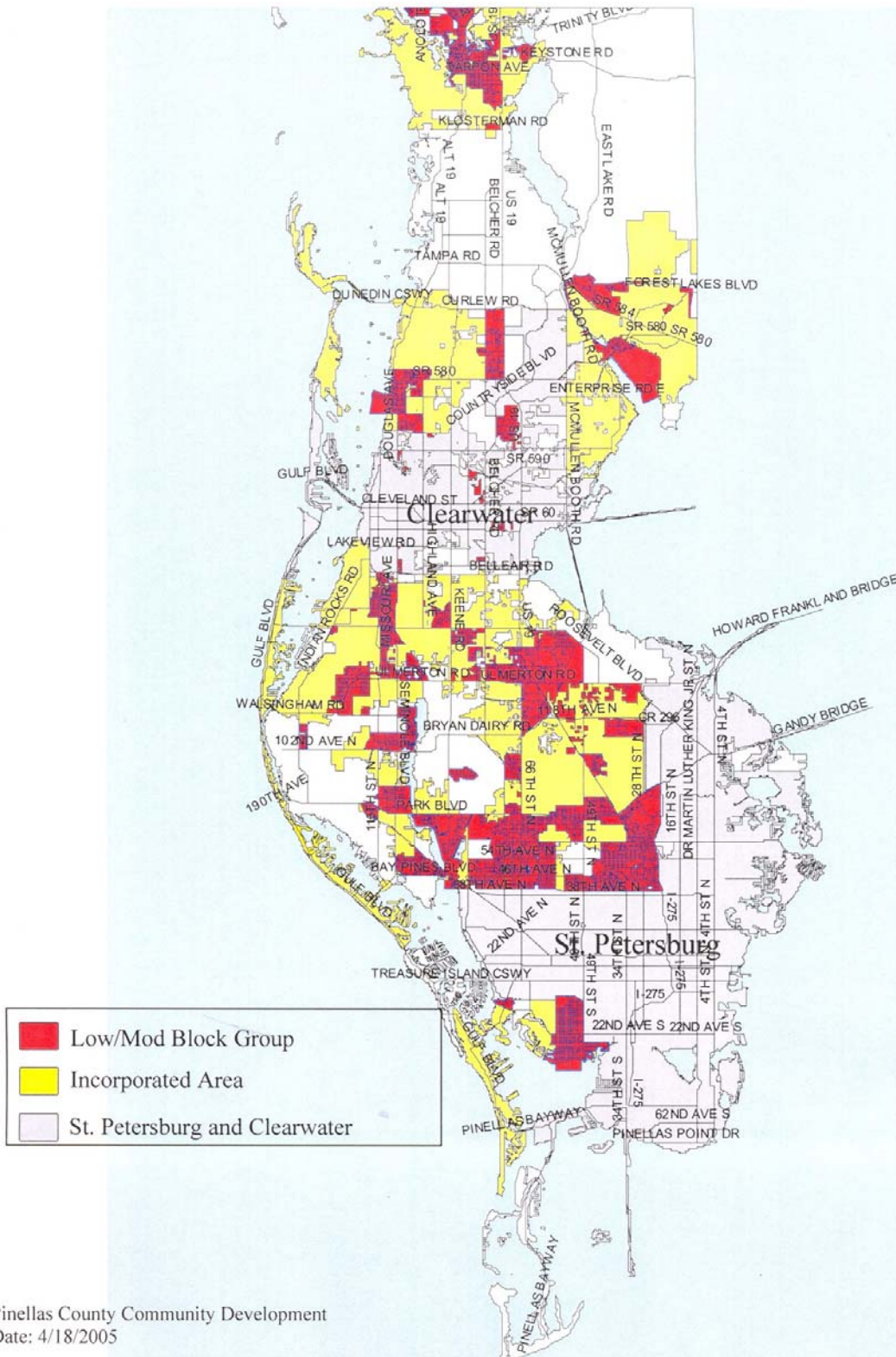
Also displayed are those neighborhoods where African-Americans and Hispanics are found within the Consortium. The locations of the Consortium's Neighborhood Revitalization Areas and State designated Community Revitalization Areas are provided in the map on page 37.

Housing programs are available throughout the Urban County, with a focus on areas with a concentration of older housing, as well as on special targeted areas. The Department encourages mixed-income developments. For activities involving homeless or special needs, the emphasis continues to be cooperation with other entitlement communities in the County to ensure that those in need within all areas of the County are served (while ensuring that the project sponsor or sub-grantee is serving Urban County residents).

Low- and moderate-income concentrations are defined as those census tracts with median incomes at or below 80% of the median family income for Pinellas County. Census tracts meeting the definition of low- and moderate-income concentration are shown on the map located on page 13.

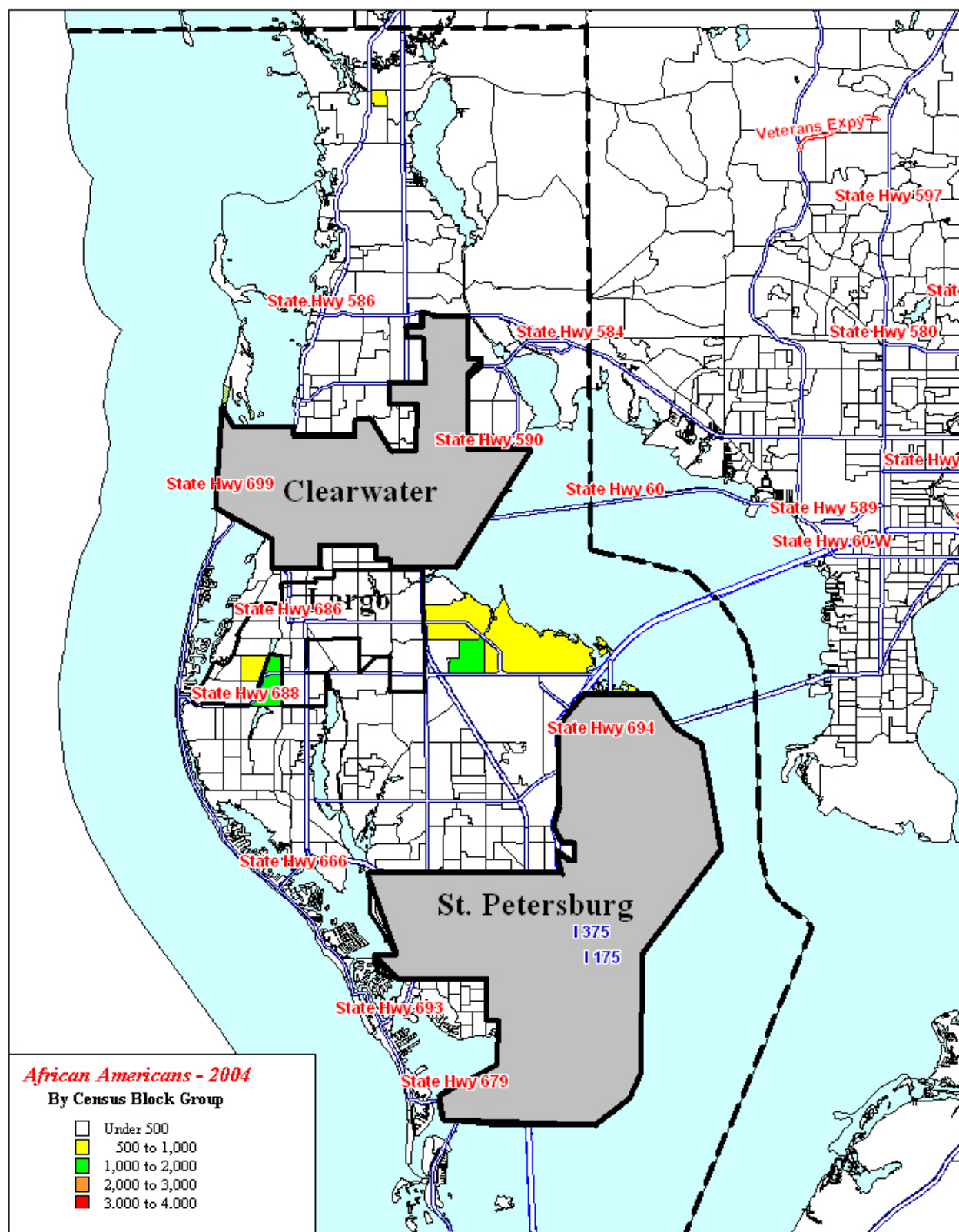
Census Tract	% Low Mod	Target Area/ Minority Area
024503	60.22	High Point - 33% Minority
024601	55.61	
024602	61.67	
024700	62.05	Central Lealman – 12.5% Minority
025001	60.05	
025106	56.21	
025111	52.89	
025115	54.09	
NRA		Dansville and Greater Ridgecrest – 84% minority
NRA		Dansville and Greater Ridgecrest – 84% minority
025305	56.49	
025601	52.47	
025602	66.37	
025800	52.24	
025902	61.46	
026200	72.28	
026400	55.65	
026904	52.12	
027101	61.28	
027401	60.45	
027402	53.07	Union Academy – 24% minority
028300	56.57	
028401	52.00	
028402	58.94	
028500	55.38	

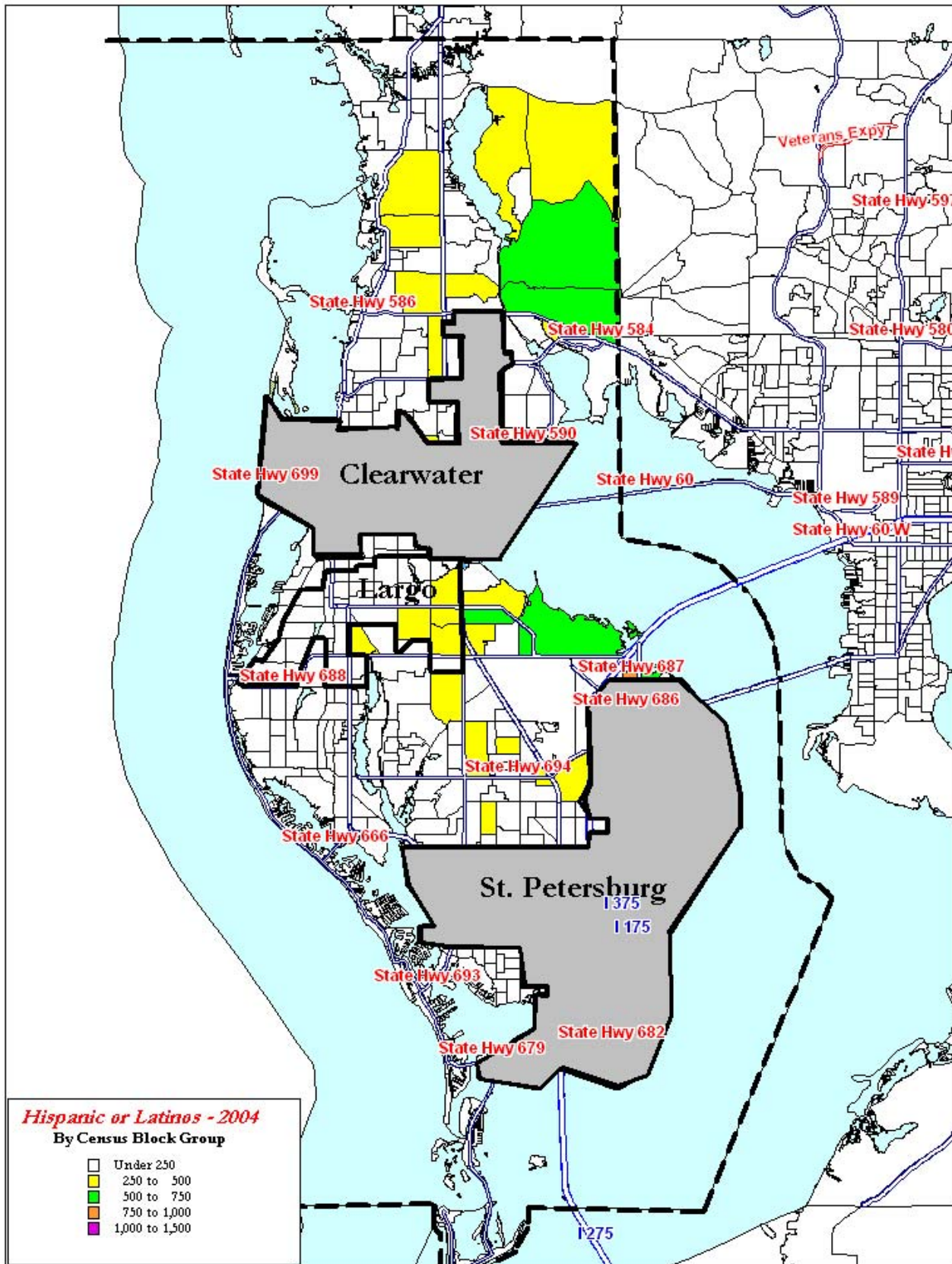
Pinellas County Low/Mod Block Groups



Pinellas County Community Development
Date: 4/18/2005







Our Targeted Neighborhood Revitalization strategy areas where we will continue to focus on addressing the needs are listed below.

Neighborhood Revitalization Strategy Areas		
	Census Tract	Block Group
Dansville Neighborhood Revitalization Area	00252.07	2 and 3
Greater Ridgecrest Neighborhood Revitalization Area	00252.07	2
	00253.01	1 and 2
Local Targeted Areas		
Central Lealman Target Area	00247.00	1, 2, 3, 4, and 5

10. Describe the reasons for the allocation priorities, the rationale for allocating investments geographically within the jurisdiction (or within the EMSA for HOPWA) during the next year, and identify any obstacles to addressing underserved needs.

Geographical Allocation of Funds

Pinellas County allocates investments geographically within its jurisdiction by utilizing a target area concept. This target area concept does not preclude the possibility that there will be projects selected that may operate county-wide, or otherwise outside of one of the identified target areas.

Target areas are established by meeting at least one of the following criteria:

1. At least 51% of the households in the area must have incomes at 80% or less of the HUD Median Family Income (MFI) for the Tampa-St. Petersburg MSA, adjusted by household size, or
2. There must be a substantial number of deteriorating or dilapidated buildings or infrastructure needs throughout the area, or
3. Generally, the current conditions of a target area meet the slums and blight definition of a State of Florida designated Community Redevelopment Area (CRA), as defined in the Florida Statutes, Chapter 163, Part III, the "Act".

The list of Pinellas County CRAs within the Consortium includes the Gulfport, Tarpon Springs Oldsmar, Safety Harbor, Dunedin, and Pinellas Park CRA's. Each CRA was established pursuant to the criteria established in F.S.; Chapter 163 with extensive analysis of existing conditions, studies completed utilizing census data, along with local databases such as comprehensive plans, redevelopment implementation plans, capital improvement plans, and consultations with City and County personnel.

The Consortium will continue to allocate its housing funds throughout the Consortium. ESG funding will be allocated to projects located outside the City of St. Petersburg. Both the City of Largo and Pinellas County (Urban County) will allocate their Community Development Block Grant (CDBG) funds within their respective low-income/redevelopment areas. They may also contribute a proportionate share to homeless and special needs projects outside the municipality boundaries.

Some of the obstacles to meeting underserved needs are as follows:

1. The overall economic climate of the country and local government tax cuts mandated by the State of Florida and additional reductions of Federal funding, continue to constrain local government finances. These reductions also impact the ability of non-profit agencies to meet underserved needs of the population.

2. Local governmental policies, such as building codes, subdivision standards, and impact fees, are enacted to protect and further the general welfare of the public. However, a complex regulatory environment can have the unintended effect of creating barriers to housing affordability by increasing per unit costs associated with housing development.
3. The supply of rental housing in the Consortium, affordable to extremely low-, low- and moderate- and middle-income families, has not kept pace with the increase in population in recent years. Additionally, rents have not decreased to a level affordable for low- and very low- income families.
4. Florida continues to be one of the leading states impacted with foreclosures and it has affected the rental housing within Pinellas County. Multi-family developments have been either foreclosed or are in the foreclosure process. Pinellas County continues to look for opportunities to preserve affordable rental using utilizing Neighborhood Stabilization Program (NSP) funding. There have also been a larger percentage of families transitioning to rental as a result of foreclosure and it has been difficult for them to secure housing. One of the barriers for these families is the inability to qualify for the housing due to credit issues.

Annual Affordable Housing Goals 91.220(g)

**If not using the CPMP Tool: Complete and submit Table 3B Annual Housing Completion Goals.*

**If using the CPMP Tool: Complete and submit the Table 3B Annual Housing Completion Goals.*

11. Describe the one-year goals for the number of homeless, non-homeless, and special-needs households to be provided affordable housing using funds made available to the jurisdiction and one-year goals for the number of households to be provided affordable housing through activities that provide rental assistance, production of new units, rehabilitation of existing units, or acquisition of existing units using funds made available to the jurisdiction. The term affordable housing shall be defined in 24 CFR 92.252 for rental housing and 24 CFR 92.254 for homeownership.

Providing access to affordable housing for all residents continues to be a high priority for Pinellas County. Affordable housing will be provided through the use of CDBG and HOME funds. Priorities include the acquisition, construction and/or rehabilitation of new and/or existing owner, rental, homeless and special needs housing and down payment and closing cost assistance for low- and moderate-income households.

In 2012-2013, providing affordable housing to homeless and non-homeless households will be specifically addressed by:

- Providing down payment/closing cost assistance and low-rate mortgages to 25 low- and moderate-income homebuyers using HOME funds.

Providing affordable housing to households through the production of new units and the acquisition or rehabilitation of existing units will be specifically addressed by:

- Preserving the existing housing stock by rehabilitating/modernizing/replacing 10 units of housing owned by low- and moderate-income owner households using HOME and CDBG funds.
- Acquiring and/or rehabilitating 10 units in rental complexes throughout the Consortium for mixed-income affordable rental housing using HOME and CDBG funds.

Approximately \$2.1 million of CDBG and HOME funds will be used for single-family and multi-family residential rehabilitation and construction, down-payment assistance, and purchase and rehabilitation for home buyers. In addition, approximately \$3.85 million from the Neighborhood Stabilization Program (NSP3) awarded to Pinellas County in 2011 will target the acquisition and reconstruction of foreclosed or abandoned properties within the County.

The State of Florida provides local entitlement jurisdictions with funds for housing under the State Housing Initiatives Partnership (SHIP) Program. The State requires that 65% of the allocation be expended on homeownership activities and 75% be expended on rehabilitation or construction activities. The anticipated allocation for the County for FY 2012-2013 has been eliminated due to the State's budget crisis. The only State funding from this program for FY 2012-2013 is the projected income of \$405,000. These funds will be used for homeowner rehabilitation activities, down payment assistance, and housing services.

Private funds available through local lending institutions will be leveraged by Federal funds in the rehabilitation and homebuyers assistance programs. The Homebuyers Club will leverage private money from individuals and families saving for down payments and closing costs, and will also leverage private lender's money in the purchase of homes. In new construction projects, investor and private lending institutions' funds will be leveraged by Federal funds. Federal funds will also leverage the use of private homeowner and investor-owner funds to accomplish rehabilitation.

Federal housing funds leverage local resources such as donated homes and land, relief from certain impact fees and regulations, as well as encourage private investment from developers and lending institutions.

Public Housing 91.220(h)

12. Describe the manner in which the plan of the jurisdiction will help address the needs of public housing and activities it will undertake during the next year to encourage public housing residents to become more involved in management and participate in homeownership.

Public Housing Authorities in Florida are created as independent organizations under Florida Statutes. Thus, the County interfaces with the local housing authorities on activities as requested by them, and the County has contributed toward safe and sound public housing, as well as the provision of recreational and other social accommodations. The County's policy, however, is not to substitute CDBG funds for funds that are available to the Housing Authority through other Federal programs.

Pinellas County Community Development provided funding from the Neighborhood Stabilization Program to the Pinellas County Housing Authority for the acquisition of Norton Apartments in order to preserve 48 units of affordable housing that had project based rental assistance for all 48 units. Additional Neighborhood Stabilization Funds are now being used to rehabilitate the apartments. Pinellas County is also providing funds to the Pinellas County Housing Authority for Pinellas Heights, a 153 unit Senior Rental Housing Facility.

Funds will be utilized to provide additional resources for preservation of existing units or acquisition of new units through the on-going housing application process and funding will be based on financial feasibility. Ongoing communication with the Pinellas County Housing Authority and the Tarpon Springs Housing Authority will continue in order to identify opportunities to further address preservation of existing affordable housing units.

13.If the public housing agency is designated as "troubled" by HUD or otherwise is performing poorly, the jurisdiction shall describe the manner in which it will provide financial or other assistance in improving its operations to remove such designation during the next year.

Not applicable.

Homeless and Special Needs 91.220(i)

14.Describe, briefly, the jurisdiction's plan for the investment and use of available resources and one-year goals for reducing and ending homelessness.

The Consortium is a member of the Pinellas County Homeless Leadership Board, formerly the Pinellas County Coalition for the Homeless, through the County's Health and Human Services Department. In order to better serve the homeless and at risk populations in Pinellas County, the Pinellas County Coalition for the Homeless merged with the Homeless Leadership Network. The Pinellas County Homeless Leadership Board prepared the County's Continuum of Care. The Homeless Leadership Network, now a part of the Homeless Leadership Board, made up of elected officials and community leaders, drafted *Opening Doors of Opportunity: A 10-Year Plan to End Homelessness in Pinellas County*, to establish the groundwork for guiding Pinellas County in their efforts to end homelessness.

The Consortium supports the Homeless Leadership Board and the priorities established in this plan match those of the Continuum of Care and the 10-Year Plan to End Homelessness.

The Continuum of Care Strategic Planning objectives include:

- Creation of new permanent housing beds for chronically homeless through conversion of transitional housing beds to permanent supportive housing.
- Increase the percentage of homeless persons that are successful in staying in permanent housing over six months.
- Increase the percentage of persons employed at program exit to a success rate of 20 percent.
- Decrease the number of homeless households with children.
- Facilitate access to essential services needed to obtain mainstream services.

The County also provides funding through its Homeless Initiatives Funding, for operating expenses and services for emergency shelters for the homeless.

The following objectives will be addressed in the 2012-2013 Action Plan in accordance with our 2011-2015 Consolidated Plan:

To meet the Homeless Emergency Assistance and Rapid Transition to Housing (HEARTH) Act requirements for rapid re-housing, Pinellas County will use the 2012-2013 ESG funding allocation to support homelessness prevention and rapid re-housing assistance programs. Additionally, Pinellas County will use CDBG funding to provide support to the Continuum of Care in the form of matching funds for the CoC SuperNOFA application.

Homeless #6: *Support activities to fill gaps in the Continuum of Care for the homeless and to respond to urgent community needs identified by specialized service agencies.* The Pinellas County Coalition for the Homeless, the lead agency of the Continuum of Care has requested consideration of providing matching funds for the CoC Super NOFA application. Pinellas County will be providing \$117,000 to support a specialized service agency. Additionally, Pinellas County will use the 2012-2013 ESG allocation to provide a homeless and homelessness prevention program.

15. Describe specific action steps for reducing and ending homelessness that (i) reach out to homeless persons (especially unsheltered persons) and assessing their individual needs; (ii) address emergency shelter and transitional housing needs; (iii) help homeless persons (especially persons that are chronically homeless, families with children, veterans, and unaccompanied youth) make the transition to permanent housing and independent living.

The Pinellas County Community Development and Health and Human Services Departments are working together on a Healthy Communities Initiatives geared towards providing healthcare, daycare, and case management type services in a one-stop approach.

16. Homelessness Prevention—Describe planned action steps for reducing ending homelessness that help low-income individuals and families avoid becoming homeless, especially extremely low-income individuals and families who are likely to be discharged from publicly funded institution and systems of care or those receiving assistance from public or private agencies that address housing, health, social service, employment, education or youth needs.

Homeless prevention activities planned for 2012-13 include information outreach (affordable housing and rights), pre-purchase and post-purchase counseling, housing services, and eviction/foreclosure prevention. The County will continue to use its ESG allocation for providing short term rental assistance for families that are at risk of becoming homeless or to house families that are currently homeless.

Community Development will continue to monitor the availability of additional Federal funds that may become available to address homeless and homelessness prevention activities. Pinellas County will coordinate these activities with other jurisdictions within the County to ensure that eligible recipients are not moving needlessly in order to access the funding.

17. Describe specific activities the jurisdiction plans to undertake to address the housing and supportive service needs of persons who are not homeless (elderly, frail elderly, persons with disabilities, persons with HIV/AIDS, persons with alcohol or other substance abuse problems).

Prioritization of special needs housing and supportive services is generally determined by assessing the needs of the most vulnerable, at-risk populations for those populations, making first priority those who are with extremely low-, low- and moderate-incomes who are most cost-burdened with their housing. The longer people can live independently in their own homes and avoid the risk of becoming homeless or institutionalized is better for both quality of life and cost savings for all.

The primary types of supportive services required to prevent homelessness and/or institutionalization for special needs populations include nutrition services, day care, personal care assistance with the activities of daily living, homemaker assistance, transportation, and home maintenance. Housing assistance may include home repairs and structural changes to ensure accessibility for the mobility-impaired, (e.g., ramps, stair lifts, widened doorways, grab bars, etc.)

The County will continue to provide funding support to agencies that provide both housing and supportive services for the most vulnerable, at-risk populations making first priority those who are extremely low-, low- and moderate-income who are most cost-burdened with their housing.

In FY2012-13, funding will be provided to address:

Special Needs Objective #2 – Rehabilitation of existing facilities: *Rehabilitate/ upgrade 2 facilities to serve persons with special needs.* Rehabilitation of an existing facility that serves disabled individuals and rehabilitation of a group home that serves special needs populations.

Barriers to Affordable Housing 91.220(j)

18. Describe the actions that will take place during the next year to remove barriers to affordable housing.

Several factors exist that impede the development of affordable housing in Pinellas County. In past years, Government review processes have prolonged development timelines resulting in increased per unit housing development costs. Over the next year, Pinellas County will continue to focus on the preservation of existing housing since new production has been impacted by the market. Acquisition and rehabilitation of existing affordable units that are in the foreclosure process or in jeopardy of losing affordability subsidies continues to increase.

Pinellas County continues to support the established an Affordable Housing Incentive Program to provide private sector builders and developers with regulatory and financial incentives to produce affordable housing. These Incentives are periodically reviewed in conjunction with The State of Florida statutorily requirements, Pinellas County and the City of Largo (as recipients of the State's SHIP Affordable Housing funds). The Community Housing Workgroup 2.0 is the committee that is involved in the planning and implementation of affordable housing. The Committee has completed the review of established policies and procedures, ordinances, land development regulations, and the adopted comprehensive plan. The new plan is scheduled to be submitted for approval to the State of Florida in May, 2012.

The most significant barrier continues to be the lack of financial resources to address affordable housing. The State funded SHIP Program has not provided the annual \$4 million allocation due to the budget crisis. The additional reduction of Federal funding has impacted the number of households that can be served.

Also, the new Federal Regulations being proposed with HOME is going to have an impact on staff implementing the programs due to more stringent requirements.

Other Actions 91.220(k)

19. Describe the actions that will take place during the next year to address obstacles to meeting underserved needs, foster and maintain affordable housing, evaluate and reduce the number of housing units containing lead-based paint hazards, reduce the number of poverty-level families develop institutional structure, enhance coordination between public and private agencies (see 91.215(a), (b), (i), (j), (k), and (l)).

Obstacles 91.215(b)

The largest obstacle that Pinellas County faces is the reduction of State and local funding for affordable housing. The County continues to lose affordable housing units as affordability requirements expire; however, the limited funding that is available restricts our ability to respond to saving the units. There continues to be a need for affordable housing within the Consortium.

The County will continue to work with non-profits to identify additional funding for purchase and purchase/rehabilitation of existing affordable units.

Pinellas County also has limited land available to create additional affordable units within the Consortium. The established Community Land Trust has provided for longer term affordability requirements for properties within the County. Currently there are 402 units that have been placed in the Land Trust.

Lead-based Paint 91.215 (i)

The Pinellas County Health Department is the local lead agency for addressing lead poisoning in the community and works to identify lead-based paint hazards. The Pinellas County Health Department works closely with the state to collect data and also relies on grant funding to develop strategies to provide targeted blood lead screenings to high risk children. Grants received from the Center for Disease Control and Prevention allowed the Department to routinely perform lead screenings and investigations and provide educational materials to the public. The expiration of the grant funding and current budgetary constraints has limited the Department's lead screening and case management activities, but the agency responds to all confirmed cases of lead poisoning as determined by local pediatricians and health care facilities throughout Pinellas County. A team of specialist performs inspections and risk assessments at no charge for families with children having elevated blood levels and family day care homes. Residential lead evaluations were free of charge, but now are performed for an established fee. Going forward, more public and private funding efforts will be necessary to expand lead based programs and initiatives.

Pinellas County Community Development follows procedures as specified in applicable regulations and, specifically, those detailed in Title X of the Housing and Community Development Act of 1992. The Department and its representatives provide all required notifications to owners and occupants when there is evidence of defective paint surfaces of pre-1978 properties that are being identified as affordable housing projects. Any defective paint conditions found are included in the scope of work and treatment provided to the defective areas. No children under 6 years of age have been found to have identified Environmental Intervention Blood Lead Level (EIBLL) condition; however, interior chewable surfaces are treated as necessary. All Department policies and procedures meet the concepts and requirements of Title X. A department staff member, certified as a Risk Assessor, orders and reviews paint inspections, risk assessments and clearance testing of suspect properties done by licensed testing professionals. Utilization of trained and certified lead professionals assure that lead hazard control work is done safely and effectively.

Recent budget difficulties have limited some of the activities and outreach efforts to expand screening programs and health investigations. The Agency still performs lead inspections when a confirmed case of lead poisoning has been identified. An analysis conducted as a result of lead activity investigations conducted by the Pinellas County Health Department from 2005-2009 reported 125 new cases of lead poisoning. The majority of those cases occurred in the cities of St. Petersburg and Clearwater. This represents a 7% decline in new cases from the previous years of 2000-2004, where 134 cases of lead poisoning were identified.

Antipoverty Strategy 91.215 (j)

While the County lacks the resources to directly elevate the incomes of poverty-level persons, it can, and does, to the extent allowed by the level of funding and economic conditions (housing market, job opportunity rate, health care systems, the willingness of the target populations to utilize the preferred assistance, etc.) act to reduce the housing costs and fund services that could assist individuals to stabilize their lives and increase their job skills and marketability.

By funding the maximum number of programs possible with the available resources, the County assists many agency programs that contribute to the reduction of the number of persons living below the poverty level.

Institutional Structure 91.215 (k)

Non-profit agencies receiving CDBG, HOME, and ESG funding will primarily carry out the activities established in the Consolidated Plan in conjunction with the Pinellas County Community Development Department. A host of other public and private organizations contribute to this effort through the provision of financial and organizational resources that are coordinated with the CDBG, HOME, and ESG funding for projects.

These include neighborhood associations, the Housing Finance Authority of Pinellas, the Pinellas Planning Council, the Metropolitan Planning Organization, Pinellas County Health Department, Pinellas County Homeless Coalition, Pinellas County Sheriff's Office, the Shimberg Center for Affordable Housing, University of South Florida, the Pinellas County Departments of Planning, Health and Human Services, Justice and Consumer Services, Building, Development and Review Services, Environmental Management, Economic Development, Public Works, and various other non-profit, faith-based and community-based service providers and advocates.

The Community Development Department is partially supported with Community Development Block Grant (CDBG) funds as well as the Federal HOME Investment Partnership (HOME), and Emergency Solutions Grants (ESG) programs. Community Development is charged with executing the County's housing and community development programs. The County's housing and community development programs are integrated with those of the Housing Finance Authority of Pinellas and the Pinellas County Consolidated Plan.

The Pinellas County Housing Authority (PCHA) and the Tarpon Springs Housing Authority develop and maintain public housing within the Consortium with a five-member board of commissioners governing each Authority. The County has no direct ability to exercise any oversight responsibility. Pinellas County and the Housing Authorities do work closely to address the housing needs of the community, such as providing financing for preservation of existing affordable housing units.

Coordination 91.215 (l)

The Consolidated Plan outlines in more detail the specific areas that each of the following entities provides valuable services to the County. Community Development will continue to coordinate and incorporate the services of these entities to enhance and meet the needs of our citizens. Effective implementation of the Consolidated Plan involves a variety of agencies both in the community and in the County. Coordination and collaboration between agencies is important to ensuring that the needs in the community are addressed. The key agencies that are involved in the implementation of the Plan as well as additional resources that may be available are described below.

The Health and Human Services Coordinating Council for Pinellas County (HHSCC) was established in June of 2006 through an inter-local agreement between the Pinellas County Board of County Commissioners (BCC) and the Juvenile Welfare Board Children's Services Council of Pinellas County (JWB). The mission of the HHSCC is to work with funding agencies and providers across the community to develop a human service system for citizens that provide seamless, high-quality care based on the best use of available resources. The four Leadership Networks are: Homeless, Health and Behavioral Health, Low-Income Housing and Disaster Recovery. Leadership Networks have the broadest representation of stakeholders; however, their focus centers on a

particular outcome area. They provide the grass-roots perspective and are instrumental in planning and advocacy for their cause.

Public Sector

Pinellas County Community Development Department

The County's Community Development Department is responsible for the administration of the County's community development programs, including some of the local programs that assist target income residents as well as serves as both the lead agency for CDBG funds for Pinellas County and for HOME funds for Pinellas County and the Urban County. The Department includes the planning, urban and program divisions, which have varying responsibility for managing and implementation of the County's affordable housing programs, including the Consolidated Plan and related documents.

Other Pinellas County departments are also involved in providing services including Justice and Consumer Services, Building, Development and Review Services, Parks, Economic Development, and Public Works, which is responsible for infrastructure improvements.

Pinellas County - Department of Health and Human Services

Pinellas County's Department of Health and Human Services operates the welfare programs for the County. Human Services offers the following services to County residents:

- Dental Assistance
- Energy Assistance for Seniors
- Emergency Financial Assistance
- Family Homelessness Prevention (FHP) Program
- Financial Assistance/Living Assistance
- Funeral Care
- Medical Home (A One-Stop Health Center)
- Mobile Medical Unit
- Prescription Assistance
- Veterans Services

Pinellas County - Department of Health

The Pinellas County Department of Health offers a variety of services and programs to County residents, including:

- Child Care Licensing
- Childhood Lead Poisoning
- Dental Health Clinic
- Environmental Engineering
- Environmental Health & Preparedness
- Epidemiology Program
- Family Planning
- Florida Breast & Cervical Cancer Early Detection Program
- Florida KidCare
- Healthy Start/Healthy Families
- Health Information Management
- Hepatitis Program
- HIV/AIDS Program
- Immunizations, Shots, Foreign Travel
- Injury & Violence Prevention
- Men's Services
- Minority Health

- Needle Disposal Program
- Office of Chronic Disease Prevention
- Refugee Health
- Sexually Transmitted Disease Clinic
- School Health Services
- Teen Services
- Tobacco Prevention
- Tuberculosis Clinic
- Women, Infants & Children (WIC) & Nutrition
- Women's Health

Housing Finance Authority (HFA) of Pinellas County

The Housing Finance Authority of Pinellas County (HFA) is an agency that assists families and individuals in Pinellas County with homeownership opportunities and increasing the number of affordable rental units that are available to our residents. The HFA's mission is to assure that financing for affordable housing remains available to the residents of Pinellas County. The organization was created by the Board of County Commissioners in 1982 and has issued over \$1 Billion in bonds. The HFA has also provided funding for the development of affordable multi-family housing for residents who desire rental opportunities.

Pinellas County (PCHA) & Tarpon Springs (TSHA) Housing Authorities

As Housing Authorities, PCHA and TSHA administer the Housing Choice (Section 8) Voucher Program and the Family Self-Sufficiency Program. Pinellas County Housing Authority and the Tarpon Springs Housing Authority have also been successful in preserving existing affordable housing units within the County.

State Agencies

Supportive services in Pinellas County are provided by the Department of Family and Children's Services, the Health Department, Agency for Persons with Disabilities, Department of Elder Affairs, Department of Veterans' Affairs, Department of Juvenile Justice, and the Agency for Workforce Innovation. The funding for these agencies is inadequate for the needs they are expected to meet in Pinellas County.

Non-Profit Agencies

There are a host of non-profit agencies that service target income households within the Consortium as well as the County as a whole; they include:

- Pinellas County Homeless Leadership Board, Inc.
- High Point Neighborhood Family Center
- Lealman and Asian Neighborhood Family Center
- Greater Ridgecrest YMCA
- Disability Achievement Center
- Clearwater Neighborhood Housing Services (CNHS)
- ServiceSource
- Tampa Bay Community Development Corporation (TBCDC)
- Homebuyers Club of Tampa Bay
- Habitat for Humanity of Pinellas County, Inc.
- Local Community Housing Corporation (LCHC)
- Pinellas County Police Athletic League (PAL)
- Boley Centers, Inc.
- Catholic Charities of the Diocese of St. Petersburg
- Community Action Stops Abuse (CASA)
- Religious Community Services, Inc. (RCS)
- Gulf Coast Jewish Family and Community Services, Inc.
- Operation PAR, Inc.

- Dream Center
- Suncoast Center, Inc.
- Juvenile Welfare Board (JWB)
- Directions for Mental Health
- Family Resources, Inc.
- Pinellas Opportunity Council, Inc.
- Homeless Emergency Project (HEP), Inc.
- Personal Enrichment through Mental Health, Inc. (PEMHS)
- PARC, Inc.
- UPARC, Inc.
- WestCare Florida, Inc.
- Neighborhood Home Solutions
- Community Service Foundation, Inc.
- ALPHA House of Pinellas, Inc.
- R'Club Child Care, Inc.
- Boys and Girls Club of the Suncoast, Inc.

Local Government Entities

A coordinated effort is necessary to facilitate service provision to varying groups throughout Pinellas County especially in light of the current economic challenges. As members of our Consortium, our Cooperating Cities will be instrumental in accomplishing the goals and activities set forth in the Consolidated Plan.

Private Sector

The private sector is an important collaborator in the services and programs associated with the Consolidated Plan. The private sector brings additional resources and expertise that can be used to supplement existing services or fill gaps in the system. Lenders, affordable housing developers, business and economic development organizations, and private service providers offer a variety of assistance to residents such as health care, small business assistance, home loan programs, and assisted housing, among others.

The County is committed to continuing its participation and coordination with Federal, State, municipal and local agencies, as well as with the private and non-profit sector, to serve the needs of target income individuals and families in the community. In particular, the County will continue to work in close coordination with County departments regarding infrastructure improvements and the provision of services.

20. Describe the actions to coordinate its housing strategy with local and regional transportation planning strategies to ensure to the extent practicable that residents of affordable housing have access to public transportation.

The Pinellas County Metropolitan Planning Organization's Long Range Transportation Plan (LRTP) serves as a guide for making decisions regarding the future of Pinellas County's transportation system through the year 2035. The LRTP outlines goals and objectives, as well as an integrated system plan for all major modes of transportation including automobile travel, public transportation, bicycling, walking and flight. Providing for a safe and energy efficient transportation system is a theme that runs throughout the plan. Promoting "multimodal" and "intermodal" transportation strategies, as well as "livable community" concepts are a main focus of the 2035 Plan.

The goals, objectives and policies of the LRTP provide the framework for guiding decision making and the implementation of MPO plans and programs. The planned transportation improvements detailed in the plan are prioritized to meet the goal, which is to *"provide for a safe, secure and energy efficient "multi-modal" and "intermodal" transportation system that serve the transportation needs of Pinellas County while enhancing the quality of life for its citizens.* This

goal also supports housing strategies identified in the Consolidated Plan as well as sets the stage for residents of public housing to have access to public transportation.

PROGRAM SPECIFIC REQUIREMENTS

CDBG 91.220(I)(1)

- 1. Identify program income expected to be received during the program year, including:**
 - **amount expected to be generated by and deposited to revolving loan;**
 - **total amount expected to be received from each new float-funded activity included in this; and**
 - **amount expected to be received during the current program year from a float-funded activity described in a prior statement or plan.**

Not applicable.

- 2. Program income received in the preceding program year that has not been included in a statement or plan.**

Not applicable.

- 3. Proceeds from Section 108 loan guarantees that will be used during the year to address the priority needs and specific objectives identified in its strategic plan.**

Not applicable.

- 4. Surplus funds from any urban renewal settlement for community development and housing activities.**

Not applicable.

- 5. Any grant funds returned to the line of credit for which the planned use has not been included in a prior statement or plan.**

Not applicable.

- 6. Income from float-funded activities.**

Not applicable.

- 7. Urgent need activities, only if the jurisdiction certifies.**

Not applicable.

- 8. Estimated amount of CDBG funds that will be used for activities that benefit persons of low- and moderate income.**

It is anticipated that funding of applications for FY 2012-13 will result in an estimated 87% benefit to persons of low- and moderate-income.

HOME 91.220(I)(1)

1. Describe other forms of investment. (See Section 92.205)

If grantee (PJ) plans to use HOME funds for homebuyers, did they state the guidelines of resale or recapture, as required in 92.254.

In accordance with 24 CFR Part 92.254, the jurisdiction will recapture the entire amount of the HOME subsidy to the homebuyer. In order to facilitate the recapture of funds, the homebuyer will be required to execute a mortgage that will be recorded as a lien against the property. This will assure that the property is not sold or transferred without the jurisdiction's knowledge. In the event of foreclosure or disaster, the jurisdiction will attempt to recover any proceeds that are available to recapture the HOME investment. In instances where net proceeds are not sufficient to recapture the entire HOME investment, recapture of all available proceeds shall be deemed to satisfy the recapture requirements of 24 CFR Part 92.254.

All recaptured funds will be used to carry out HOME-eligible activities in accordance with the requirements of 24 CFR Part 92. If funds are recaptured during the period of affordability, the recaptured funds will be used for other eligible projects in accordance with the HOME regulations. If funds are recaptured after the period of affordability has expired, the recaptured funds will be returned to the HOME Trust Fund to be used for eligible HOME or ADDI activities.

CHDO Set Aside: A minimum of 15% of HOME funds will be committed to CHDO projects. These projects may be financed through our Housing Preservation or Housing Production programs. The CHDO may purchase property and construct or rehabilitate units that it continues to own and manage, or the CHDO may serve as a developer who produces units for eligible homebuyers.

2. If grantee (PJ) plans to use HOME funds to refinance existing debt secured by multifamily housing that is being rehabilitated with HOME funds, state its refinancing guidelines required under 24 CFR 92.206(b).

Not applicable.

3. Resale Provisions -- For homeownership activities, describe its resale or recapture guidelines that ensure the affordability of units acquired with HOME funds? See 24 CFR 92.254(a)(4).

The periods of affordability for HOME-assisted homebuyer projects are described at 24 CFR 92.254(a)(4). HOME-assisted homebuyer housing must meet the affordability requirements for not less than the applicable period specified by HOME regulations, after project completion.

4. HOME Tenant-Based Rental Assistance -- Describe the local market conditions that led to the use of a HOME funds for tenant based rental assistance program.

If the tenant based rental assistance program is targeted to or provides a preference for a special needs group, that group must be identified in the Consolidated Plan as having an unmet need and show the preference is needed to narrow the gap in benefits and services received by this population.

Not applicable.

5. If a participating jurisdiction intends to use forms of investment other than those described in 24 CFR 92.205(b), describe these forms of investment.

Not applicable.

6. Describe the policy and procedures it will follow to affirmatively market housing containing five or more HOME-assisted units.

Pinellas County has procedures for monitoring projects that contain five or more HOME-assisted units. These procedures include the owner completing the HUD Affirmative Marketing Plan Form that describes their outreach efforts. This is required to be updated by the owners every five years and submitted to Community Development. On an on-going basis throughout the affordability period, this information is verified as part of the monitoring oversight.

7. Describe actions taken to establish and oversee a minority outreach program within its jurisdiction to ensure inclusion, to the maximum extent possible, of minority and women, and entities owned by minorities and women, including without limitation, real estate firms, construction firms, appraisal firms, management firms, financial institutions, investment banking firms, underwriters, accountants, and providers of legal services, in all contracts, entered into by the participating jurisdiction with such persons or entities, public and private, in order to facilitate the activities of the participating jurisdiction to provide affordable housing under the HOME program or any other Federal housing law applicable to such jurisdiction.

Pinellas County is committed to providing equal opportunity for minority business enterprises and women's business enterprises. A list of businesses that meet the criteria has been established for construction. In addition, this information is tracked and reported twice per year.

8. If a jurisdiction intends to use HOME funds to refinance existing debt secured by multifamily housing that is rehabilitated with HOME funds, state its financing guidelines required under 24 CFR 92.206(b).

Not applicable.

HOPWA 91.220(I)(3)

1. One year goals for the number of households to be provided housing through the use of HOPWA activities for: short-term rent, mortgage, and utility assistance to prevent homelessness of the individual or family, tenant-based rental assistance, units provided in housing facilities that are being developed, leased, or operated.

Not applicable.

ESG 91.220(I)(4)

1. Identify the written standards for providing ESG assistance in accordance with 24 CFR 576.400(e)(1) and (e)(3).

Pinellas County Community Development proposes to administer the program in the same manner as the HPRP funding. Staff will outreach to various non-profit agencies to provide an awareness of the available funding. The agencies will provide the counseling and processing of applications to determine eligibility for the program. All documentation will be submitted to Community Development for final approval and disbursement of funds.

There will be coordination among emergency shelter providers, essential services providers, homelessness prevention and rapid re-housing assistance providers, and other homeless assistance providers to maximize the use of the ESG funding and ensure that there is a centralized effort to reach families in need.

The following eligibility requirements have been established for the rapid re-housing and/or prevention components of the program.

- The program participant must meet the criteria under paragraph (1) the “at risk of homelessness” definition or who meet the criteria in paragraph (2), (3), or (4) of the homeless definition in 576.2 for homeless prevention assistance. A homeless certification form will be required.
- The household income must be less than 30% AMI. Annual income will be calculated using the standards for calculating income under HOME and Section 8 income guidelines.
- The program participant lacks sufficient resources and support networks necessary to retain housing without ESG assistance (but for this assistance they would be homeless).
- Complete a one-on-one assessment for sustainability with staff.
- Ensure that the rent for a subsidized unit does not exceed the established fair market rent for the area and that the unit meets the rent reasonableness test.

The maximum amount that can be provided by the program is \$3,000 and is based on the families need and not a set amount. In addition, Pinellas County providers are required to utilize the Tampa Bay Information Network (TBIN), a shared database to ensure that there are no duplicated services being provided.

The following will definitions will be utilized when documenting eligibility for the program:

- Homeless Certification.
- Persons living on the street - It is sufficient for the agency’s staff to certify that the persons served, indeed, reside on the street. The outreach or service worker should sign and date a general certification verifying that services are going to homeless persons and indicating where the persons reside.
- Persons coming from living on the street - The agency should obtain information to indicate that a participant is coming from the street. This may include names of other organizations or outreach workers who have assisted them in the recent past who might provide documentation. If you are unable to verify that the person is coming from residing on the street, have the participant prepare or you prepare a written statement about the participant’s previous living place and have the participant sign the statement and date it. Merely obtaining a self-certification is not adequate. If the participant was referred by an outreach worker or social service agency, you must obtain written verification from the referring organization regarding where the person has been residing. This verification should be on agency letterhead, signed and dated.
- Persons coming from an emergency shelter for homeless persons - The agency should have written verification from the emergency shelter staff that the participant has been residing at the emergency shelter for homeless persons. The verification should be on agency letterhead, signed, and dated.
- Persons coming from transitional housing for homeless persons - The agency should have written verification from the transitional housing facility staff that the participant has been residing in the transitional housing. The verification should be on agency letterhead, signed and dated. The agency should also have written verification that the participant was living on the streets or in an emergency shelter prior to living in the transitional housing facility or was discharged from an institution or evicted prior to living in the

transitional housing facility and would have been homeless if not for the transitional housing.

- Persons from a short-term stay (up to 30 consecutive days) in an institution - The agency should have written verification from the institution's staff that the participant has been residing in the institution for 30 days or less. The verification should be signed and dated. The agency also should have written verification that the participant was residing on the street or in an emergency shelter prior to the short-term stay in the institution.
- Persons being evicted from a private dwelling - The agency must have evidence of the formal eviction proceedings indicating that the participant was being evicted.

Description of Income:

The requirements for determining whether a family is eligible for assistance, and the amount of rent the family will pay, requires the lead agency to project or estimate the annual income that the family expects to receive. Annual income refers to all gross amounts received before taxes or other deductions.

Income Includes:

- Earned Income - amount of gross income earned before taxes and deductions.
- Business Income - net income earned from the operation of a business, i.e., total revenue minus business operating expenses. This also includes any withdrawals of cash from the business or profession for your personal use.
- Interest & Dividend Income - monthly interest and dividend income credited to an applicant's bank account and available for use.
- Pension/Retirement Income - monthly payment amount received from Social Security, annuities, retirement funds, pensions, disability and other similar types of periodic payments.
- Unemployment & Disability - monthly payments in lieu of earnings, such as unemployment, disability, income compensation, SSI, SSDI, and worker's compensation.
- TANF/Public Assistance - monthly income from government agencies excluding amounts designated for shelter, and utilities, WIC, food stamps, and childcare.
- Alimony, Child Support and Alimony, child support and foster care payments received from organizations or Foster Care Income persons not residing in the dwelling.
- Armed Forces Income - basic pay, special day and allowances of a member of the Armed Forces excluding special pay for exposure to hostile fire.
- Adoption Assistance Payments - adoption assistance payments received from agencies or organizations.
- Death Benefits - payments received from a company, agency or organization upon the death of a family member.
- Veteran's Payments - payment made to veterans from an agency or organization.
- Severance Pay - income received from a severance package from a former employer.
- Gifts and Contributions - gifts or contributions received on a regular, recurring basis.
- Property Income - income received from property owned, either monthly, or lump sum.
- Dependent Income - unearned income of minors, such as Social Security or SSI benefits, (2) Income from asset owned by minors.

Income Excludes:

- Income of Children - income from employment of children (including foster children) under the age of 18 years.
- Inheritance and Lump - sum additions to family assets, such as inheritances, insurance payments
- Insurance Income - (including payments under health and accident insurance and worker's compensation), capital gains and settlement for personal or property losses.

- Medical Expense - amounts received by the family that are specifically for reimbursement.
- Income of Live-in Aides - income of a live-in aide (as defined in 24 CFR 5.403).
- Disabled Persons - certain increases in income of a disabled member of qualified families residing in HOME assisted housing or receiving HOME tenant-based rental assistance (24 CFR 5.671(a)).
- Student Financial Aid - the full amount of student financial assistance including scholarship and grants, which is used to cover tuition and books. Can be paid directly to the student or to the educational institution.
- Armed Forces Hostile Fire Pay - the special pay to a family member serving in the Armed Forces who is exposed to hostile fire.
- Self-Sufficiency
 - a. Amounts received under training programs funded by HUD.
 - b. Amounts received by a person with a disability that are disregarded for a limited time for purposes of Supplemental Security Income eligibility and benefits because they are set aside for use under a Plan to Attain Self-Sufficiency (PASS).
 - c. Amounts received by a participant in other publicly assisted programs that are specifically for, or in reimbursement of, out-of-pocket expenses incurred (special equipment, clothing, transportation, childcare, etc.) and which are made solely to allow participation in a specific program.
 - d. Amounts received under a resident service stipend. A resident service stipend is a modest amount (not to exceed \$200 per month) received by a resident for performing a service for the PHA or owner, on a part-time basis, that enhances the quality of life in the development. Such services may include, but are not limited to, fire patrol, hall monitoring, lawn maintenance, resident initiatives coordination, and serving as a member of the PHA's governing board. No resident may receive more than one such stipend during the same period of time.
 - e. Incremental earnings and benefits resulting to any family member from participation in qualifying state or local employment training programs including training not affiliated with a local government) and training of a family member as resident management staff. Amounts excluded by this provision must be received under employment training programs with clearly defined goals and objectives, and are excluded only for the period during which the family member participates in the employment training program.
- Gifts - temporary, nonrecurring, or sporadic income (including gifts).
- Income from Full-time Earnings in excess of \$480 for each full-time student 18 years old or older Students (excluding the head of household or spouse).
- Adoption Assistance Payments - adoption assistance payments in excess of \$480 per adopted child.
- Social Security & SSI Income - deferred periodic amounts from SSI and Social Security benefits that are received in a lump sum amount or in prospective monthly amounts.
- Property Tax - amounts received by the family in the form of refunds or rebates under Refunds state or local law for property taxes paid on the dwelling unit.
- Home Care Assistance - amounts paid by a state agency to a family with a member who has a developmental disability and is living at home to offset the cost of services and equipment needed to keep this developmentally disabled family member at home.

2. If the Continuum of Care for the jurisdiction's area has established a centralized or coordinated assessment system that meets HUD requirements, describe the centralized or coordinated assessment system and the requirements for using the system, including the exception for victim service providers, as set forth under 24 CFR 576.400(d)

The Continuum of Care does not currently have a centralized system; however, are creating a work group made up of members of the Homeless Leadership Board, local jurisdictions, the Juvenile Welfare Board's Children's Services Board, 2-1-1 Tampa Bay Cares, homeless providers and the United Way to establish a Coordinated Access/Assessment system.

3. Identify the process for making awards and how the jurisdiction intends to make its allocation available to nonprofit organizations, and in the case of urban counties, funding to participating units of local government.

Pinellas County Community Development developed and administered approximately \$1.2 Million of HPRP funding. The Emergency Solutions Grant Program has been modeled after HPRP and staff proposes to coordinate with key non-profit providers who have capacity to administer the program and provide the necessary training for meeting the requirements of the program. Providers will process applications and once complete, the file will be submitted to Community Development for final approval and disbursement of funding.

4. If the jurisdiction is unable to meet the homeless participation requirement in 24 CFR 576.405(a), specify the plan for reaching out to and consulting with homeless or formerly homeless individuals in considering and making policies and decisions regarding any facilities or services that receive funding under ESG.

Pinellas County Community Development is unable to meet the requirement of 576.405 (a) as the Board is made up of elected officials. However, through coordination efforts with the local Continuum of Care provider, the Homeless Leadership Board, we will receive input from homeless or previously homeless individuals, as they are part of the Continuum process. Throughout the development of the HPRP Program, input was provided by the Continuum in the establishment of the policies.

5. Describe the performance standards for evaluating ESG activities.

Agencies receiving ESG funds will be monitored annually to insure that program guidelines are being followed. In addition, before reimbursement can be made verification will be required including certification of homelessness, lease documents, and income calculations, as well as cancelled checks and invoices. A contract will be developed requiring quarterly reimbursement requests and timely expenditure of funds.

6. Describe the consultation with each Continuum of Care that serves the jurisdiction in determining how to allocate ESG funds, develop performance standards, evaluate outcomes of activities assisted by ESG funds, and develop funding policies, and procedures for the administration and operation HMIS.

Pinellas County Community Development consulted with members of the Continuum of Care for the area. Sarah Snyder, Executive Director for the Homeless Leadership Board, convened a meeting held in December 2011. Attendees asked to participate at the meeting included representatives from the City of St. Petersburg, Pinellas County Health and Human Services Department, and the City of Clearwater.

Discussions included providing input related to the success of the most recent Homelessness Prevention and Rapid Re-housing Program (HPRP) and the desire to replicate the established policies and procedures. There was also discussion of the need to focus on both aspects of the program; prevention of homelessness and rapid re-housing. Currently, Pinellas County is providing local financial resources to families at risk of homelessness. This program is a replication of the HPRP program and is administered by the Department of Health and Human Services; however, this program has the flexibility to serve families at 50% of Area Median Income (AMI). The consensus of the group was that since HPRP was effective, the new ESG program should be modeled after the HPRP program and should focus on families versus individuals. Additionally, even though the ESG funding must focus on incomes less than 30% AMI, the consensus was that the local program administered by the Department of Health and Human Services should continue to serve families at the 50% income level. The blend of the two programs will provide maximum flexibility in serving families in Pinellas County.

According to the "Strategic Homelessness Action Plan for the Pinellas County Area" there is a critical lack of units and services for families with children. This is at crisis levels. Every family service provider interviewed indicated approximately 10-20 families were being turned away on a daily basis. Because there is no central case management tracking system and there is no master waiting list, it is impossible at this time to ascertain how many families are not getting assistance. Dealing with families with children is so important since the children are innocent victims, and if not helped now, will create more expensive problems later.

OTHER NARRATIVES AND ATTACHMENTS

Include any action plan information that was not covered by a narrative in any other section. If optional tables are not used, provide comparable information that is required by consolidated plan regulations.

1. Float Funded Activities: Many activities carried out through the CDBG program, particularly large construction activities, do not require immediate expenditure of the full amount of funds awarded for the activity. There may be a lag of several months, up to as long as 2 to 3 years, from the time the funding is awarded until the final draw down is completed. CDBG regulations allow communities to utilize that "float" in order to fund other CDBG-eligible activities. The Pinellas County Consortium may periodically grant float loans to maximize the effectiveness of CDBG funds in the community. Typically, float loans are used for bridge financing for acquisition, new construction, or rehabilitation activities. Loans may be provided under the following circumstances and must meet all the requirements of 24 CFR 570.301:
 - The float-funded activity must be individually listed and described in an Action Plan. Since no specific float-funded activity has been identified in this Action Plan, should such an activity be identified during the 2012-13 program year, an amendment will be made to this Action Plan.
 - The float-funded activity must meet all the requirements that apply to CDBG-assisted activities generally.
 - The expected time period between obligation of assistance for a float-funded activity and receipt of program income sufficient to recover the full amount of the float loan may not exceed 2.5 years.
 - There is a clearly identified plan for repayment of the float loan in case of default or failure to produce sufficient income in a timely manner.
2. Section 108 Loan Guarantee Program: The HUD 108 Loan Program allows communities to borrow funds for CDBG-eligible activities. (The funds are not part of Consolidated Plan resources.) HUD sponsors the sale of debentures to the private financial market to raise capital for the loans. Funds can be borrowed by a community to pay for CDBG eligible expenditures, or to enable a grantee to make fully amortized loans to private entities undertaking CDBG-eligible activities. The community is held responsible for repaying the HUD 108 Loan funds and must pledge its future CDBG allocations as security for the Loan Guarantee. Projects funded in this manner must benefit low and moderate-income persons or aid in the elimination or prevention of slums or blight, or meet urgent needs of the community and must be a high priority community development project for which there are no other sources of funding available but which will result in exceptional community benefits. The project must show clear evidence that sufficient cash flow will be generated to cover the debt service on the loan so that future CDBG funds do not have to pay for debt service.

Examples of eligible uses of the Section 108 Loan Guarantee Program are: Economic development activities eligible under CDBG, acquisition of real property, rehabilitation of publicly owned real property, housing rehabilitation eligible under CDBG, construction, reconstruction or installation of public facilities (including street, sidewalk, and other site improvements), related relocation, clearance and site improvements, payment of interest on the guaranteed loan and issuance costs of public offerings, and debt service reserves.

The Pinellas County Consortium may periodically make application to the U.S. Department of Housing and Urban Development for a Section 108 Loan Guarantee. The Section 108 Program has been included in the Consolidated Plan and our Annual Action plan so that if opportunities are presented, the Department can access the program. Should a project be identified for which the Consortium wishes to apply for a Section 108 Loan Guarantee, the citizen participation requirements will be met according to the guidelines.

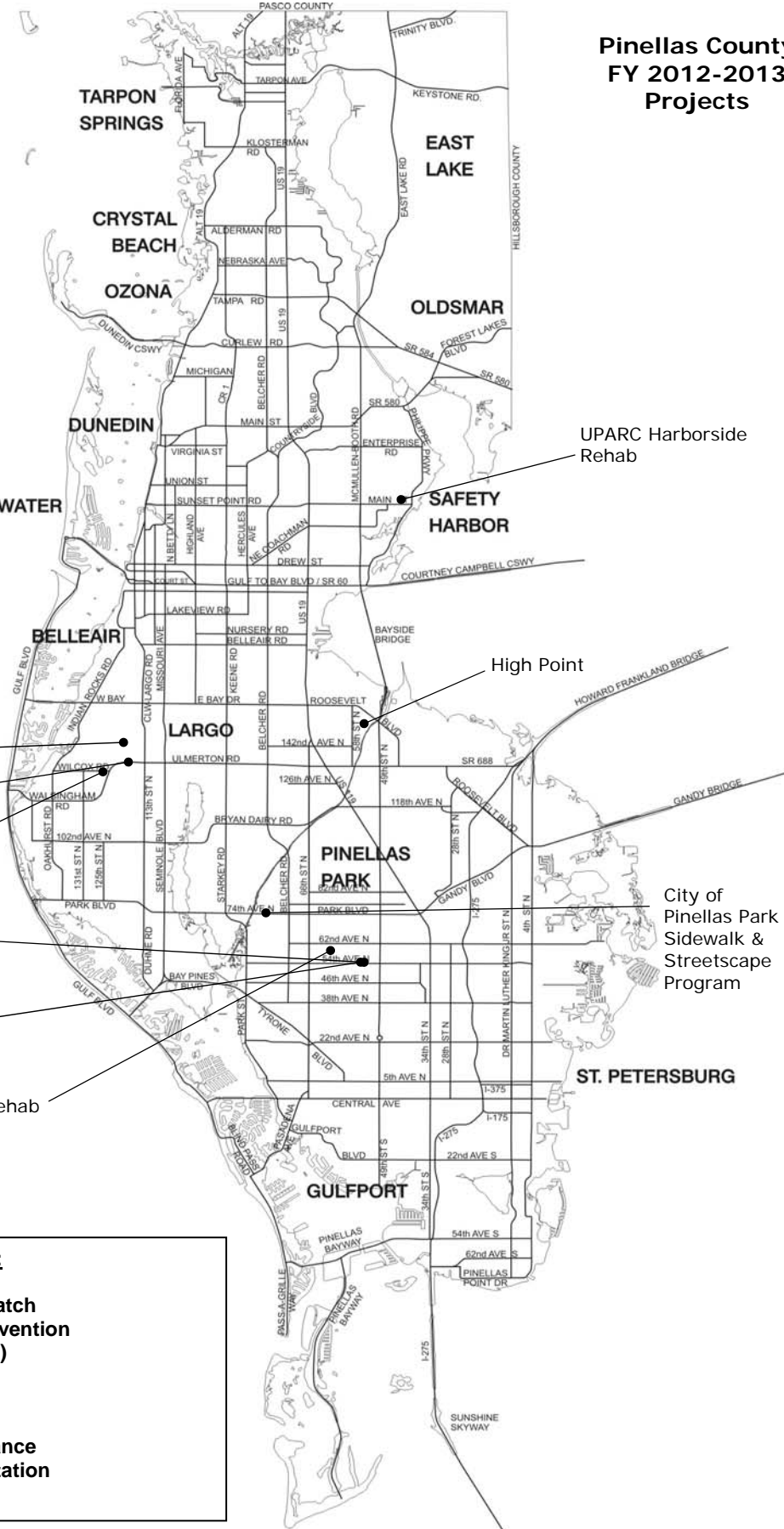
3. Timeliness of Spending. HUD has certain timeliness guidelines for expenditures of grant funds. Projects must, therefore, be considered on a readiness basis. Alternate projects have been identified in this Action Plan to take the place of projects that cannot be completed in a timely manner. Funds allocated to various housing programs may also be reassigned to other housing programs on an as-needed basis. These actions will not require an amendment to this Action Plan.

**Pinellas County
FY 2012-2013
Projects**

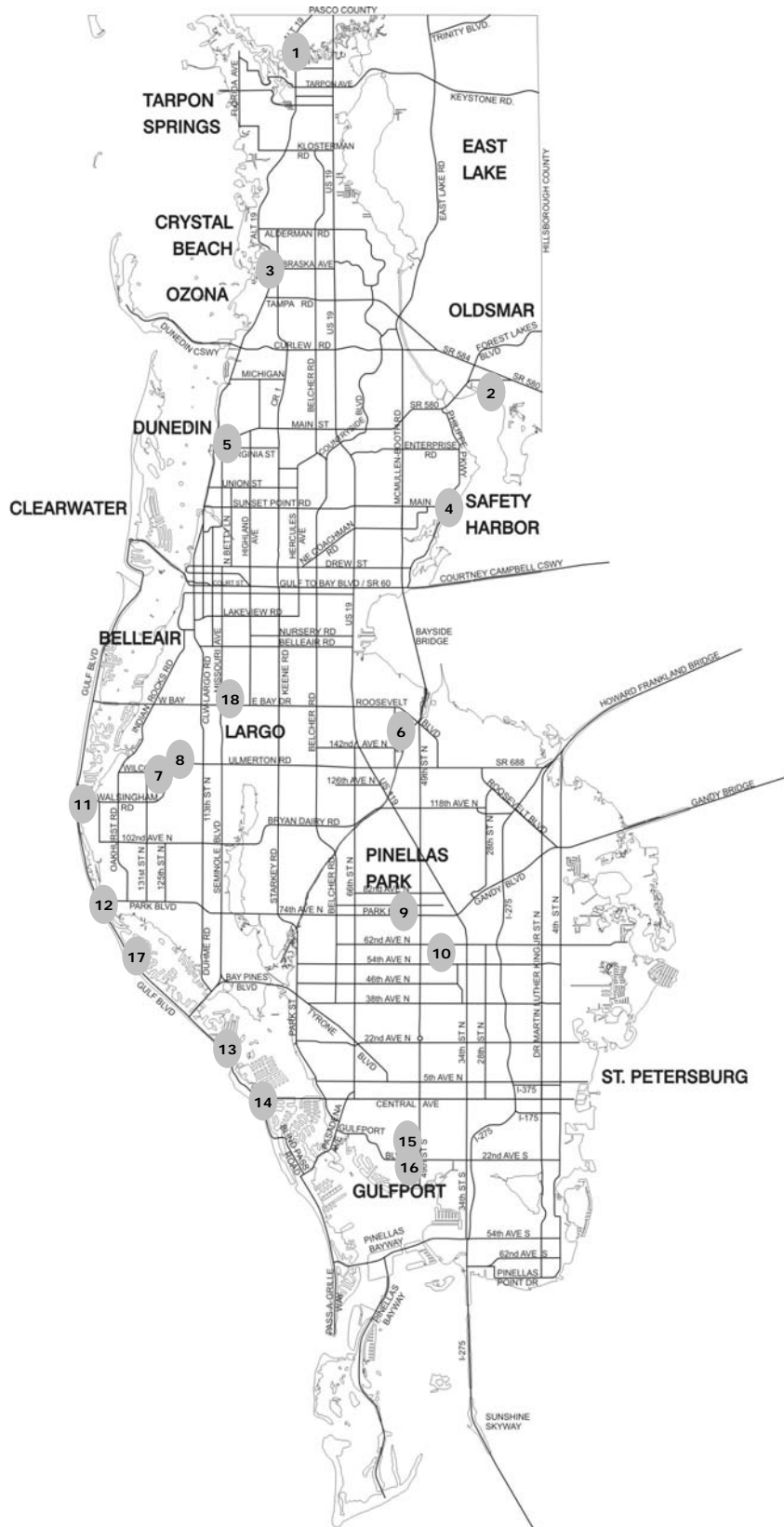
- UPARC Harborside Rehab
- High Point
- Omni Center/GRA YMCA Operations
- Greater Ridgecrest Area
- Dansville Target Area
- Lealman
- Joes Creek Greenway Park Improvements
- PARC Curry Villa Rehab
- City of Pinellas Park Sidewalk & Streetscape Program

Other Urban County Projects:

Clearance and Demolition
 CoC Homeless Assistance Match
 Homeless/Homelessness Prevention
 Housing Preservation (Rental)
 Housing Production (Rental)
 Housing Opportunities
 Housing Services
 Largo Down Payment Assistance
 Largo Single-Family Rehabilitation



Pinellas County Neighborhood Revitalization Areas



- 1 Tarpon Springs Community Redevelopment Area (includes Union Academy Neighborhood)
- 2 Oldsmar Community Redevelopment Area
- 3 Old Palm Harbor Main Street Program
- 4 Safety Harbor Community Redevelopment Area
- 5 Dunedin Community Redevelopment Area
- 6 Windtree Village (former Neighborhood Revitalization Area)
- 7 Dansville Neighborhood Revitalization Area
- 8 Greater Ridgecrest Area Neighborhood Revitalization Area
- 9 Pinellas Park Community Redevelopment Area
- 10 Lealman
- 11 Indian Rocks Beach Business District Triangle
- 12 Indian Shores Town Square District
- 13 Madeira Beach John's Pass Village
- 14 Treasure Island Central Business District
- 15 Gulfport 49th Street Corridor Community Redevelopment District
- 16 Gulfport Waterfront Redevelopment District
- 17 Town of Redington Shores Central Business District

May 2010

(This page intentionally left blank.)

CERTIFICATIONS

In accordance with the applicable statutes and the regulations governing the consolidated plan regulations, the jurisdiction certifies that:

Affirmatively Further Fair Housing --The jurisdiction will affirmatively further fair housing, which means it will conduct an analysis of impediments to fair housing choice within the jurisdiction, take appropriate actions to overcome the effects of any impediments identified through that analysis, and maintain records reflecting that analysis and actions in this regard.

Anti-displacement and Relocation Plan --It will comply with the acquisition and relocation requirements of the Uniform Relocation Assistance and Real Property Acquisition Policies Act of 1970, as amended, and implementing regulations at 49 CFR 24; and it has in effect and is following a residential antidisplacement and relocation assistance plan required under section 104(d) of the Housing and Community Development Act of 1974, as amended, in connection with any activity assisted with funding under the CDBG or HOME programs.

Drug Free Workplace -- It will or will continue to provide a drug-free workplace by:

1. Publishing a statement notifying employees that the unlawful manufacture, distribution, dispensing, possession, or use of a controlled substance is prohibited in the grantee's workplace and specifying the actions that will be taken against employees for violation of such prohibition;
2. Establishing an ongoing drug-free awareness program to inform employees about
 - (a) The dangers of drug abuse in the workplace;
 - (b) The grantee's policy of maintaining a drug-free workplace
 - (c) Any available drug counseling, rehabilitation, and employee assistance programs; and
 - (d) The penalties that may be imposed upon employees for drug abuse violations occurring in the workplace;
3. Making it a requirement that each employee to be engaged in the performance of the grant be given a copy of the statement required by paragraph 1;
4. Notifying the employee in the statement required by paragraph 1 that, as a condition of employment under the grant, the employee will
 - (a) Abide by the terms of the statement; and
 - (b) Notify the employer in writing of his or her conviction for a violation of a criminal drug statute occurring in the workplace no later than five calendar days after such conviction;
5. Notifying the agency in writing, within ten calendar days after receiving notice under subparagraph 4(b) from an employee or otherwise receiving actual notice of such conviction. Employers of convicted employees must provide notice, including position title, to every grant officer or other designee on whose grant activity the convicted employee was working, unless the Federal agency has designated a central point for the receipt of such notices. Notice shall include the identification number(s) of each affected grant;

6. Taking one of the following actions, within 30 calendar days of receiving notice under subparagraph 4 (b), with respect to any employee who is so convicted -
 - (a) Taking appropriate personnel action against such an employee, up to and including termination, consistent with the requirements of the Rehabilitation Act of 1973, as amended; or
 - (b) Requiring such employee to participate satisfactorily in a drug abuse assistance or rehabilitation program approved for such purposes by a Federal, State, or local health, law enforcement, or other appropriate agency;
7. Making a good faith effort to continue to maintain a drug-free workplace through implementation of paragraphs 1, 2, 3, 4, 5 and 6.

Anti-Lobbying --To the best of the jurisdiction's knowledge and belief:

1. No Federal appropriated funds have been paid or will be paid, by or on behalf of it, to any person for influencing or attempting to influence an officer or employee of any agency, a Member of Congress, an officer or employee of Congress, or an employee of a Member of Congress in connection with the awarding of any Federal contract, the making of any Federal grant, the making of any Federal loan, the entering into of any cooperative agreement, and the extension, continuation, renewal, amendment, or modification of any Federal contract, grant, loan, or cooperative agreement;
2. If any funds other than Federal appropriated funds have been paid or will be paid to any person for influencing or attempting to influence an officer or employee of any agency, a Member of Congress, an officer or employee of Congress, or an employee of a Member of Congress in connection with this Federal contract, grant, loan, or cooperative agreement, it will complete and submit Standard Form-LLL, "Disclosure Form to Report Lobbying," in accordance with its instructions; and
3. It will require that the language of paragraph 1 and 2 of this anti-lobbying certification be included in the award documents for all subawards at all tiers (including subcontracts, subgrants, and contracts under grants, loans, and cooperative agreements) and that all subrecipients shall certify and disclose accordingly.

Authority of Jurisdiction --The consolidated plan is authorized under State and local law (as applicable) and the jurisdiction possesses the legal authority to carry out the programs for which it is seeking funding, in accordance with applicable HUD regulations.


Consistency with plan --The housing activities to be undertaken with CDBG, HOME, ESG, and HOPWA funds are consistent with the strategic plan.

Section 3 --It will comply with section 3 of the Housing and Urban Development Act of 1968, and implementing regulations at 24 CFR Part 135.

Kenneth T. Weck
Signature/Authorized Official
Ken Weck
John Morrison, Chair VICE
Title

6/5/12
Date

ATTEST: KEN BURKE, CLERK
By: [Signature]
Deputy Clerk



APPROVED AS TO FORM
OFFICE OF COUNTY ATTORNEY
By: [Signature]
Attorney

Specific CDBG Certifications

The Entitlement Community certifies that:

Citizen Participation --It is in full compliance and following a detailed citizen participation plan that satisfies the requirements of 24 CFR 91.105.

Community Development Plan --Its consolidated housing and community development plan identifies community development and housing needs and specifies both short-term and long-term community development objectives that provide decent housing, expand economic opportunities primarily for persons of low and moderate income. (See CFR 24 570.2 and CFR 24 part 570)

Following a Plan --It is following a current consolidated plan (or Comprehensive Housing Affordability Strategy) that has been approved by HUD.

Use of Funds --It has complied with the following criteria:

1. Maximum Feasible Priority. With respect to activities expected to be assisted with CDBG funds, it certifies that it has developed its Action Plan so as to give maximum feasible priority to activities which benefit low and moderate income families or aid in the prevention or elimination of slums or blight. The Action Plan may also include activities which the grantee certifies are designed to meet other community development needs having a particular urgency because existing conditions pose a serious and immediate threat to the health or welfare of the community, and other financial resources are not available);
2. Overall Benefit. The aggregate use of CDBG funds including section 108 guaranteed loans during program year(s) 2012, _____, (a period specified by the grantee consisting of one, two, or three specific consecutive program years), shall principally benefit persons of low and moderate income in a manner that ensures that at least 70 percent of the amount is expended for activities that benefit such persons during the designated period;
3. Special Assessments. It will not attempt to recover any capital costs of public improvements assisted with CDBG funds including Section 108 loan guaranteed funds by assessing any amount against properties owned and occupied by persons of low and moderate income, including any fee charged or assessment made as a condition of obtaining access to such public improvements.

However, if CDBG funds are used to pay the proportion of a fee or assessment that relates to the capital costs of public improvements (assisted in part with CDBG funds) financed from other revenue sources, an assessment or charge may be made against the property with respect to the public improvements financed by a source other than CDBG funds.

The jurisdiction will not attempt to recover any capital costs of public improvements assisted with CDBG funds, including Section 108, unless CDBG funds are used to pay the proportion of fee or assessment attributable to the capital costs of public improvements financed from other revenue sources. In this case, an assessment or charge may be made against the property with respect to the public improvements financed by a source other than CDBG funds. Also, in the case of properties owned and occupied by moderate-income (not low-income) families, an assessment or charge may be made against the property for public improvements financed by a source other than CDBG funds if the jurisdiction certifies that it lacks CDBG funds to cover the assessment.

Excessive Force --It has adopted and is enforcing:

1. A policy prohibiting the use of excessive force by law enforcement agencies within its jurisdiction against any individuals engaged in non-violent civil rights demonstrations; and
2. A policy of enforcing applicable State and local laws against physically barring entrance to or exit from a facility or location which is the subject of such non-violent civil rights demonstrations within its jurisdiction;


Compliance With Anti-discrimination laws --The grant will be conducted and administered in conformity with title VI of the Civil Rights Act of 1964 (42 USC 2000d), the Fair Housing Act (42 USC 3601-3619), and implementing regulations.

Lead-Based Paint --Its activities concerning lead-based paint will comply with the requirements of 24 CFR Part 35, subparts A, B, J, K and R;

Compliance with Laws --It will comply with applicable laws.

Kenneth T. Weld
Signature/Authorized Official
Ken Webb
John Morroni, Chair (Vice)
Title

6/5/12
Date



ATTEST: KEN BURKE, CLERK
By: Kenneth D. Burke
Deputy Clerk

APPROVED AS TO FORM
OFFICE OF COUNTY ATTORNEY
By: Janet Clark
Attorney

Specific HOME Certifications

The HOME participating jurisdiction certifies that:

Tenant Based Rental Assistance --If the participating jurisdiction intends to provide tenant-based rental assistance:


The use of HOME funds for tenant-based rental assistance is an essential element of the participating jurisdiction's consolidated plan for expanding the supply, affordability, and availability of decent, safe, sanitary, and affordable housing.

Eligible Activities and Costs --it is using and will use HOME funds for eligible activities and costs, as described in 24 CFR § 92.205 through 92.209 and that it is not using and will not use HOME funds for prohibited activities, as described in § 92.214.

Appropriate Financial Assistance --before committing any funds to a project, it will evaluate the project in accordance with the guidelines that it adopts for this purpose and will not invest any more HOME funds in combination with other Federal assistance than is necessary to provide affordable housing;

Kenneth T. Weck
Signature/Authorized Official
Ken Weck
John Morroni, Chair (Vice)
Title

6/5/12
Date



ATTEST: KEN BURKE, CLERK
By: Kenneth T. Weck
Deputy Clerk

APPROVED AS TO FORM
OFFICE OF COUNTY ATTORNEY
By: [Signature]
Attorney

ESG Certifications

The Emergency Solutions Grants Program Recipient certifies that:

Major rehabilitation/conversion – If an emergency shelter's rehabilitation costs exceed 75 percent of the value of the building before rehabilitation, the jurisdiction will maintain the building as a shelter for homeless individuals and families for a minimum of 10 years after the date the building is first occupied by a homeless individual or family after the completed rehabilitation. If the cost to convert a building into an emergency shelter exceeds 75 percent of the value of the building after conversion, the jurisdiction will maintain the building as a shelter for homeless individuals and families for a minimum of 10 years after the date the building is first occupied by a homeless individual or family after the completed conversion. In all other cases where ESG funds are used for renovation, the jurisdiction will maintain the building as a shelter for homeless individuals and families for a minimum of 3 years after the date the building is first occupied by a homeless individual or family after the completed renovation.

Essential Services and Operating Costs – In the case of assistance involving shelter operations or essential services related to street outreach or emergency shelter, the jurisdiction will provide services or shelter to homeless individuals and families for the period during which the ESG assistance is provided, without regard to a particular site or structure, so long the jurisdiction serves the same type of persons (e.g., families with children, unaccompanied youth, disabled individuals, or victims of domestic violence) or persons in the same geographic area.

Renovation – Any renovation carried out with ESG assistance shall be sufficient to ensure that the building involved is safe and sanitary.

Supportive Services – The jurisdiction will assist homeless individuals in obtaining permanent housing, appropriate supportive services (including medical and mental health treatment, victim services, counseling, supervision, and other services essential for achieving independent living), and other Federal State, local, and private assistance available for such individuals.

Matching Funds – The jurisdiction will obtain matching amounts required under 24 CFR 576.201.


Confidentiality – The jurisdiction has established and is implementing procedures to ensure the confidentiality of records pertaining to any individual provided family violence prevention or treatment services under any project assisted under the ESG program, including protection against the release of the address or location of any family violence shelter project, except with the written authorization of the person responsible for the operation of that shelter.

Homeless Persons Involvement – To the maximum extent practicable, the jurisdiction will involve, through employment, volunteer services, or otherwise, homeless individuals and families in constructing, renovating, maintaining, and operating facilities assisted under the ESG program, in providing services assisted under the ESG program, and in providing services for occupants of facilities assisted under the program.

Consolidated Plan – All activities the jurisdiction undertakes with assistance under ESG are consistent with the jurisdiction's consolidated plan.

Discharge Policy – The jurisdiction will establish and implement, to the maximum extent practicable and where appropriate policies and protocols for the discharge of persons from publicly funded institutions or systems of care (such as health care facilities, mental health facilities, foster care or other youth facilities, or correction programs and institutions) in order to prevent this discharge from immediately resulting in homelessness for these persons.

Kenneth T. Wehl 6/5/12
Signature/Authorized Official Date
Ken Welch
John Morroni, Chair (Vice)
Title



ATTEST: KEN BURKE, CLERK
By: [Signature]
Deputy Clerk

APPROVED AS TO FORM
OFFICE OF COUNTY ATTORNEY
By: [Signature]
Attorney

**ATTACHMENT TO NON-STATE ESG CERTIFICATION
PINELLAS COUNTY, FLORIDA**

The \$231,768 in 2012-2013 Emergency Solutions Grant to be received by Pinellas County will be matched by County local funds allocated to benefitting homeless persons and families in emergency shelters.

APPENDIX TO CERTIFICATIONS

INSTRUCTIONS CONCERNING LOBBYING AND DRUG-FREE WORKPLACE REQUIREMENTS:

A. Lobbying Certification

This certification is a material representation of fact upon which reliance was placed when this transaction was made or entered into. Submission of this certification is a prerequisite for making or entering into this transaction imposed by section 1352, title 31, U.S. Code. Any person who fails to file the required certification shall be subject to a civil penalty of not less than \$10,000 and not more than \$100,000 for each such failure.

B. Drug-Free Workplace Certification

1. By signing and/or submitting this application or grant agreement, the grantee is providing the certification.
2. The certification is a material representation of fact upon which reliance is placed when the agency awards the grant. If it is later determined that the grantee knowingly rendered a false certification, or otherwise violates the requirements of the Drug-Free Workplace Act, HUD, in addition to any other remedies available to the Federal Government, may take action authorized under the Drug-Free Workplace Act.
3. Workplaces under grants, for grantees other than individuals, need not be identified on the certification. If known, they may be identified in the grant application. If the grantee does not identify the workplaces at the time of application, or upon award, if there is no application, the grantee must keep the identity of the workplace(s) on file in its office and make the information available for Federal inspection. Failure to identify all known workplaces constitutes a violation of the grantee's drug-free workplace requirements.
4. Workplace identifications must include the actual address of buildings (or parts of buildings) or other sites where work under the grant takes place. Categorical descriptions may be used (e.g., all vehicles of a mass transit authority or State highway department while in operation, State employees in each local unemployment office, performers in concert halls or radio stations).
5. If the workplace identified to the agency changes during the performance of the grant, the grantee shall inform the agency of the change(s), if it previously identified the workplaces in question (see paragraph three).
6. The grantee may insert in the space provided below the site(s) for the performance of work done in connection with the specific grant:

Place of Performance (Street address, city, county, state, zip code)

- Pinellas County Community Development Department, 600 Cleveland Street, Suite 800, Clearwater Florida 33755
- Pinellas County Courthouse, 315 Court Street, Clearwater, Florida 33756

Check _____ if there are workplaces on file that are not identified here.

This information with regard to the drug-free workplace is required by 24 CFR part 21.

7. Definitions of terms in the Nonprocurement Suspension and Debarment common rule and Drug-Free Workplace common rule apply to this certification. Grantees' attention is called, in particular, to the following definitions from these rules:

"Controlled substance" means a controlled substance in Schedules I through V of the Controlled Substances Act (21 U.S.C. 812) and as further defined by regulation (21 CFR 1308.11 through 1308.15);

"Conviction" means a finding of guilt (including a plea of nolo contendere) or imposition of sentence, or both, by any judicial body charged with the responsibility to determine violations of the Federal or State criminal drug statutes;

"Criminal drug statute" means a Federal or non-Federal criminal statute involving the manufacture, distribution, dispensing, use, or possession of any controlled substance;

"Employee" means the employee of a grantee directly engaged in the performance of work under a grant, including: (i) All "direct charge" employees; (ii) all "indirect charge" employees unless their impact or involvement is insignificant to the performance of the grant; and (iii) temporary personnel and consultants who are directly engaged in the performance of work under the grant and who are on the grantee's payroll. This definition does not include workers not on the payroll of the grantee (e.g., volunteers, even if used to meet a matching requirement; consultants or independent contractors not on the grantee's payroll; or employees of subrecipients or subcontractors in covered workplaces).

Project Name:		Target Area Improvement Program					
Description:		IDIS Project #:		UOG Code:		FL129103 PINELLAS COUNTY	
Concentrated investments will be provided in our designated areas of special interest that will impact neighborhood stabilization and revitalization in order to achieve local objectives and desired outcomes. Budget also includes funds for activity delivery costs to administer Program. If activity under this Program cannot be completed within the 2011-12 program year, all or a portion of the committed funds may be reprogrammed to an alternate activity without amending this Action Plan.							
Location:		Priority Need Category					
Dansville NRA CT 252.07 BG 2&3; Central Lealman 247.00 BG 1-5; Greater Ridgecrest Area 252.07 BG 2 & 253.01 BG 1&2		Select one:		Infrastructure ▼			
Expected Completion Date:		Explanation:					
9/30/2013							
Objective Category <input type="radio"/> Decent Housing <input checked="" type="radio"/> Suitable Living Environment <input type="radio"/> Economic Opportunity							
Outcome Categories		Specific Objectives					
<input type="checkbox"/> Availability/Accessibility		1 Improve quality / increase quantity of public improvements for lower income persons ▼					
<input type="checkbox"/> Affordability		2 Improve quality / increase quantity of neighborhood facilities for low-income persons ▼					
<input checked="" type="checkbox"/> Sustainability		3 Improve the services for low/mod income persons ▼					
Project-level Accomplishments	01 People ▼	Proposed	7,800		Accompl. Type: ▼	Proposed	
		Underway				Underway	
		Complete				Complete	
	10 Housing Units ▼	Proposed	2		Accompl. Type: ▼	Proposed	
		Underway				Underway	
		Complete				Complete	
	Accompl. Type: ▼	Proposed			Accompl. Type: ▼	Proposed	
		Underway				Underway	
		Complete				Complete	
Proposed Outcome		Performance Measure			Actual Outcome		
More livable (sustainable) neighborhood		People served and infrastructure installed					
03K Street Improvements 570.201(c) ▼				04 Clearance and Demolition 570.201(d) ▼			
03F Parks, Recreational Facilities 570.201(c) ▼				01 Acquisition of Real Property 570.201(a) ▼			
03E Neighborhood Facilities 570.201(c) ▼				Matrix Codes ▼			
Program Year 1	Fund Source: ▼	Proposed Amt.			Fund Source: ▼	Proposed Amt.	
		Actual Amount				Actual Amount	
	Fund Source: ▼	Proposed Amt.			Fund Source: ▼	Proposed Amt.	
		Actual Amount				Actual Amount	
	Accompl. Type: ▼	Proposed Units			Accompl. Type: ▼	Proposed Units	
		Actual Units				Actual Units	
	Accompl. Type: ▼	Proposed Units			Accompl. Type: ▼	Proposed Units	
		Actual Units				Actual Units	

Program Year 2	CDBG ▼	Proposed Amt.	\$ 779,250		Fund Source: ▼	Proposed Amt.	
		Actual Amount				Actual Amount	
	Fund Source: ▼	Proposed Amt.			Fund Source: ▼	Proposed Amt.	
		Actual Amount				Actual Amount	
	04 Households ▼	Proposed Units	9,668		Accompl. Type: ▼	Proposed Units	
		Actual Units				Actual Units	
	10 Housing Units ▼	Proposed Units	2		Accompl. Type: ▼	Proposed Units	
		Actual Units				Actual Units	
Program Year 3	CDBG ▼	Proposed Amt.	\$ 217,500		Fund Source: ▼	Proposed Amt.	
		Actual Amount				Actual Amount	
	Fund Source: ▼	Proposed Amt.			Fund Source: ▼	Proposed Amt.	
		Actual Amount				Actual Amount	
	01 People ▼	Proposed Units	7,800		Accompl. Type: ▼	Proposed Units	
		Actual Units				Actual Units	
	10 Housing Units ▼	Proposed Units	2		Accompl. Type: ▼	Proposed Units	
		Actual Units				Actual Units	
Program Year 4	Fund Source: ▼	Proposed Amt.			Fund Source: ▼	Proposed Amt.	
		Actual Amount				Actual Amount	
	Fund Source: ▼	Proposed Amt.			Fund Source: ▼	Proposed Amt.	
		Actual Amount				Actual Amount	
	Accompl. Type: ▼	Proposed Units			Accompl. Type: ▼	Proposed Units	
		Actual Units				Actual Units	
	Accompl. Type: ▼	Proposed Units			Accompl. Type: ▼	Proposed Units	
		Actual Units				Actual Units	
Program Year 5	Fund Source: ▼	Proposed Amt.			Fund Source: ▼	Proposed Amt.	
		Actual Amount				Actual Amount	
	Fund Source: ▼	Proposed Amt.			Fund Source: ▼	Proposed Amt.	
		Actual Amount				Actual Amount	
	Accompl. Type: ▼	Proposed Units			Accompl. Type: ▼	Proposed Units	
		Actual Units				Actual Units	
	Accompl. Type: ▼	Proposed Units			Accompl. Type: ▼	Proposed Units	
		Actual Units				Actual Units	

Project Name:		Public Facilities Program						
Description:		IDIS Project #:		UOG Code:		FL129103 PINELLAS COUNTY		
Funding of new or existing facilities that provide services to meet the needs of low- and moderate-income or special needs populations. Some activities may be phased over multiple fiscal years and will be considered continuation projects. Budget also includes funds for activity delivery costs to administer Program. <u>If activity under this Program cannot be completed within the 2012-13 program year, all or a portion of the committed funds may be reprogrammed to an alternate activity without amending this Action Plan.</u>								
Location:		Priority Need Category						
Countywide		Select one:		Public Facilities ▼				
Expected Completion Date:		Explanation:						
9/30/2013								
Objective Category <input type="radio"/> Decent Housing <input type="radio"/> Suitable Living Environment <input checked="" type="radio"/> Economic Opportunity								
Outcome Categories		Specific Objectives						
<input checked="" type="checkbox"/> Availability/Accessibility <input type="checkbox"/> Affordability <input checked="" type="checkbox"/> Sustainability		1 Improve quality / increase quantity of neighborhood facilities for low-income persons ▼ 2 Increase range of housing options & related services for persons w/ special needs ▼ 3 Improve the services for low/mod income persons ▼						
Project-level Accomplishments	01 People ▼	Proposed	94		Accompl. Type: ▼	Proposed		
		Underway				Underway		
		Complete				Complete		
	Accompl. Type: ▼	Proposed			Accompl. Type: ▼	Proposed		
		Underway				Underway		
		Complete				Complete		
	Accompl. Type: ▼	Proposed			Accompl. Type: ▼	Proposed		
		Underway				Underway		
		Complete				Complete		
	Proposed Outcome		Performance Measure		Actual Outcome			
	Suitable Living Environment		Households/people Served					
	03E Neighborhood Facilities 570.201(c) ▼				03M Child Care Centers 570.201(c) ▼			
03P Health Facilities 570.201(c) ▼				Matrix Codes ▼				
03B Handicapped Centers 570.201(c) ▼				Matrix Codes ▼				
Program Year 1	Fund Source: ▼	Proposed Amt.			Fund Source: ▼	Proposed Amt.		
		Actual Amount				Actual Amount		
	Fund Source: ▼	Proposed Amt.			Fund Source: ▼	Proposed Amt.		
		Actual Amount				Actual Amount		
	Accompl. Type: ▼	Proposed Units			Accompl. Type: ▼	Proposed Units		
		Actual Units				Actual Units		
	Accompl. Type: ▼	Proposed Units			Accompl. Type: ▼	Proposed Units		
		Actual Units				Actual Units		

Program Year 2	CDBG ▼	Proposed Amt.	\$415,617		Fund Source: ▼	Proposed Amt.	
		Actual Amount				Actual Amount	
	Fund Source: ▼	Proposed Amt.			Fund Source: ▼	Proposed Amt.	
		Actual Amount				Actual Amount	
	01 People ▼	Proposed Units	5,566		Accompl. Type: ▼	Proposed Units	
		Actual Units				Actual Units	
	04 Households ▼	Proposed Units	116		Accompl. Type: ▼	Proposed Units	
		Actual Units				Actual Units	
Program Year 3	CDBG ▼	Proposed Amt.	\$ 375,192		Fund Source: ▼	Proposed Amt.	
		Actual Amount				Actual Amount	
	Fund Source: ▼	Proposed Amt.			Fund Source: ▼	Proposed Amt.	
		Actual Amount				Actual Amount	
	01 People ▼	Proposed Units	94		Accompl. Type: ▼	Proposed Units	
		Actual Units				Actual Units	
	Accompl. Type: ▼	Proposed Units			Accompl. Type: ▼	Proposed Units	
		Actual Units				Actual Units	
Program Year 4	Fund Source: ▼	Proposed Amt.			Fund Source: ▼	Proposed Amt.	
		Actual Amount				Actual Amount	
	Fund Source: ▼	Proposed Amt.			Fund Source: ▼	Proposed Amt.	
		Actual Amount				Actual Amount	
	Accompl. Type: ▼	Proposed Units			Accompl. Type: ▼	Proposed Units	
		Actual Units				Actual Units	
	Accompl. Type: ▼	Proposed Units			Accompl. Type: ▼	Proposed Units	
		Actual Units				Actual Units	
Program Year 5	Fund Source: ▼	Proposed Amt.			Fund Source: ▼	Proposed Amt.	
		Actual Amount				Actual Amount	
	Fund Source: ▼	Proposed Amt.			Fund Source: ▼	Proposed Amt.	
		Actual Amount				Actual Amount	
	Accompl. Type: ▼	Proposed Units			Accompl. Type: ▼	Proposed Units	
		Actual Units				Actual Units	
	Accompl. Type: ▼	Proposed Units			Accompl. Type: ▼	Proposed Units	
		Actual Units				Actual Units	

Project Name:		Public Infrastructure Program					
Description:		IDIS Project #:		UOG Code:		FL129103 PINELLAS COUNTY	
Funding for projects that address the prevention and elimination of slum and blight within official designated areas of interest or areas within the County where land may be cleared for future development. Budget also includes funds for activity delivery costs to administer Program. If activity under this Program cannot be completed within the 2012-13 program year, all or a portion of the committed funds may be reprogrammed to an alternate activity without amending this Action Plan.							
Location:		Priority Need Category					
Qualified slum and blight areas within the Urban County and qualified low/moderate-income areas per HUD regulations.		Select one:		Infrastructure ▼			
Expected Completion Date:		Explanation:					
9/30/2013							
Objective Category <input type="radio"/> Decent Housing <input checked="" type="radio"/> Suitable Living Environment <input type="radio"/> Economic Opportunity							
Outcome Categories		Specific Objectives					
<input type="checkbox"/> Availability/Accessibility		1		Improve quality / increase quantity of public improvements for lower income persons ▼			
<input type="checkbox"/> Affordability		2		▼			
<input checked="" type="checkbox"/> Sustainability		3		▼			
Project-level Accomplishments	10 Housing Units ▼	Proposed	2		Accompl. Type: ▼	Proposed	
		Underway				Underway	
		Complete				Complete	
	01 People ▼	Proposed	19,781		Accompl. Type: ▼	Proposed	
		Underway				Underway	
		Complete				Complete	
	Accompl. Type: ▼	Proposed			Accompl. Type: ▼	Proposed	
		Underway				Underway	
		Complete				Complete	
Proposed Outcome		Performance Measure			Actual Outcome		
Sustainability of suitable living environment		number of blighted lots cleared; sidewalks installed; people served					
04 Clearance and Demolition 570.201(d) ▼				Matrix Codes ▼			
03K Street Improvements 570.201(c) ▼				Matrix Codes ▼			
03L Sidewalks 570.201(c) ▼				Matrix Codes ▼			
Program Year 1	Fund Source: ▼	Proposed Amt.			Fund Source: ▼	Proposed Amt.	
		Actual Amount				Actual Amount	
	Fund Source: ▼	Proposed Amt.			Fund Source: ▼	Proposed Amt.	
		Actual Amount				Actual Amount	
	Accompl. Type: ▼	Proposed Units			Accompl. Type: ▼	Proposed Units	
		Actual Units				Actual Units	
	Accompl. Type: ▼	Proposed Units			Accompl. Type: ▼	Proposed Units	
		Actual Units				Actual Units	

Program Year 2	CDBG ▼	Proposed Amt.	\$ 356,700		Fund Source: ▼	Proposed Amt.	
		Actual Amount				Actual Amount	
	Fund Source: ▼	Proposed Amt.			Fund Source: ▼	Proposed Amt.	
		Actual Amount				Actual Amount	
	10 Housing Units ▼	Proposed Units	2		Accompl. Type: ▼	Proposed Units	
		Actual Units				Actual Units	
	01 People ▼	Proposed Units	37,281		Accompl. Type: ▼	Proposed Units	
		Actual Units				Actual Units	
Program Year 3	CDBG ▼	Proposed Amt.	\$ 135,000		Fund Source: ▼	Proposed Amt.	
		Actual Amount				Actual Amount	
	Fund Source: ▼	Proposed Amt.			Fund Source: ▼	Proposed Amt.	
		Actual Amount				Actual Amount	
	01 People ▼	Proposed Units	19,781		Accompl. Type: ▼	Proposed Units	
		Actual Units				Actual Units	
	Accompl. Type: ▼	Proposed Units			Accompl. Type: ▼	Proposed Units	
		Actual Units				Actual Units	
Program Year 4	CDBG ▼	Proposed Amt.			Fund Source: ▼	Proposed Amt.	
		Actual Amount				Actual Amount	
	Fund Source: ▼	Proposed Amt.			Fund Source: ▼	Proposed Amt.	
		Actual Amount				Actual Amount	
	01 People ▼	Proposed Units			Accompl. Type: ▼	Proposed Units	
		Actual Units				Actual Units	
	Accompl. Type: ▼	Proposed Units			Accompl. Type: ▼	Proposed Units	
		Actual Units				Actual Units	
Program Year 5	CDBG ▼	Proposed Amt.			Fund Source: ▼	Proposed Amt.	
		Actual Amount				Actual Amount	
	Fund Source: ▼	Proposed Amt.			Fund Source: ▼	Proposed Amt.	
		Actual Amount				Actual Amount	
	01 People ▼	Proposed Units			Accompl. Type: ▼	Proposed Units	
		Actual Units				Actual Units	
	Accompl. Type: ▼	Proposed Units			Accompl. Type: ▼	Proposed Units	
		Actual Units				Actual Units	

Project Name:		Public Services Program					
Description:		IDIS Project #:		UOG Code:		FL129103 PINELLAS COUNTY	
Funds will be provided, with a maximum 15% limitation to provide salaries and operational services to entities that provide services to meet the needs of low- and moderate-income families. Budget also includes funds for activity delivery costs to administer Program. <u>If activity under this Program cannot be completed within the 2011-12 program year, all or a portion of the committed funds may be reprogrammed to an alternate activity without amending this Action Plan.</u>							
Location:		Priority Need Category					
Countywide		Select one:		Public Services ▼			
Expected Completion Date:		Explanation:					
9/30/2013							
Objective Category <input type="radio"/> Decent Housing <input checked="" type="radio"/> Suitable Living Environment <input type="radio"/> Economic Opportunity							
Outcome Categories		Specific Objectives					
<input checked="" type="checkbox"/> Availability/Accessibility		1		End chronic homelessness		▼	
<input type="checkbox"/> Affordability		2		Increase the number of homeless persons moving into permanent housing		▼	
<input type="checkbox"/> Sustainability		3		Improve the services for low/mod income persons		▼	
Project-level Accomplishments	01 People ▼	Proposed	1,250		Accompl. Type: ▼	Proposed	
		Underway				Underway	
		Complete				Complete	
	Accompl. Type: ▼	Proposed			Accompl. Type: ▼	Proposed	
		Underway				Underway	
		Complete				Complete	
	Accompl. Type: ▼	Proposed			Accompl. Type: ▼	Proposed	
		Underway				Underway	
		Complete				Complete	
Proposed Outcome		Performance Measure			Actual Outcome		
A more sustainable living environment		people served					
05 Public Services (General) 570.201(e) ▼				Matrix Codes ▼			
Matrix Codes ▼				Matrix Codes ▼			
Matrix Codes ▼				Matrix Codes ▼			
Program Year 1	Fund Source: ▼	Proposed Amt.			Fund Source: ▼	Proposed Amt.	
		Actual Amount				Actual Amount	
	Fund Source: ▼	Proposed Amt.			Fund Source: ▼	Proposed Amt.	
		Actual Amount				Actual Amount	
	01 People ▼	Proposed Units			Accompl. Type: ▼	Proposed Units	
		Actual Units				Actual Units	
	Accompl. Type: ▼	Proposed Units			Accompl. Type: ▼	Proposed Units	
		Actual Units				Actual Units	

Program Year 2	CDBG ▼	Proposed Amt.	\$ 435,500		Fund Source: ▼	Proposed Amt.	
		Actual Amount				Actual Amount	
	Fund Source: ▼	Proposed Amt.			Fund Source: ▼	Proposed Amt.	
		Actual Amount				Actual Amount	
	01 People ▼	Proposed Units	1,200		Accompl. Type: ▼	Proposed Units	
		Actual Units				Actual Units	
	Accompl. Type: ▼	Proposed Units			Accompl. Type: ▼	Proposed Units	
		Actual Units				Actual Units	
Program Year 3	CDBG ▼	Proposed Amt.	\$ 362,000		Fund Source: ▼	Proposed Amt.	
		Actual Amount				Actual Amount	
	Fund Source: ▼	Proposed Amt.			Fund Source: ▼	Proposed Amt.	
		Actual Amount				Actual Amount	
	01 People ▼	Proposed Units	1,250		Accompl. Type: ▼	Proposed Units	
		Actual Units				Actual Units	
	Accompl. Type: ▼	Proposed Units			Accompl. Type: ▼	Proposed Units	
		Actual Units				Actual Units	
Program Year 4	Fund Source: ▼	Proposed Amt.			Fund Source: ▼	Proposed Amt.	
		Actual Amount				Actual Amount	
	Fund Source: ▼	Proposed Amt.			Fund Source: ▼	Proposed Amt.	
		Actual Amount				Actual Amount	
	Accompl. Type: ▼	Proposed Units			Accompl. Type: ▼	Proposed Units	
		Actual Units				Actual Units	
	Accompl. Type: ▼	Proposed Units			Accompl. Type: ▼	Proposed Units	
		Actual Units				Actual Units	
Program Year 5	Fund Source: ▼	Proposed Amt.			Fund Source: ▼	Proposed Amt.	
		Actual Amount				Actual Amount	
	Fund Source: ▼	Proposed Amt.			Fund Source: ▼	Proposed Amt.	
		Actual Amount				Actual Amount	
	Accompl. Type: ▼	Proposed Units			Accompl. Type: ▼	Proposed Units	
		Actual Units				Actual Units	
	Accompl. Type: ▼	Proposed Units			Accompl. Type: ▼	Proposed Units	
		Actual Units				Actual Units	

Project Name:		Homeless and Homelessness Prevention Services Program						
Description:		IDIS Project #:		UOG Code:		FL129103 PINELLAS COUNTY		
Funding to provide short-term rental assistance to individuals or families who are homeless or at risk of homelessness, as well as housing relocation & stabilization services to stabilize individuals or families in their current housing or quickly re-house in other permanent housing. Additionally, emergency payments to prevent homelessness due to emergencies or natural disasters. Budget also includes funds for activity delivery costs to administer Program.								
Location:		Priority Need Category						
Countywide		Select one:		Homeless/HIV/AIDS ▼				
Expected Completion Date:		Explanation:						
9/30/2013								
Objective Category <input checked="" type="radio"/> Decent Housing <input type="radio"/> Suitable Living Environment <input type="radio"/> Economic Opportunity								
Outcome Categories		Specific Objectives						
<input type="checkbox"/> Availability/Accessibility		1		End chronic homelessness		▼		
<input checked="" type="checkbox"/> Affordability		2		Increase the number of homeless persons moving into permanent housing		▼		
<input type="checkbox"/> Sustainability		3		Improve the services for low/mod income persons		▼		
Project-level Accomplishments	04 Households ▼	Proposed			Accompl. Type: ▼	Proposed		
		Underway				Underway		
		Complete				Complete		
	Accompl. Type: ▼	Proposed			Accompl. Type: ▼	Proposed		
		Underway				Underway		
		Complete				Complete		
	Accompl. Type: ▼	Proposed			Accompl. Type: ▼	Proposed		
		Underway				Underway		
		Complete				Complete		
	Proposed Outcome		Performance Measure		Actual Outcome			
	Suitable decent housing for homeless		Households Served					
	05G Battered and Abused Spouses 570.201(e) ▼		05T Security Deposits (if HOME, not part of 5% Admin c) ▼					
03T Operating Costs of Homeless/AIDS Patients Programs ▼		Matrix Codes		▼				
05S Rental Housing Subsidies (if HOME, not part of 5% 570.204) ▼		Matrix Codes		▼				
Program Year 1	Fund Source: ▼	Proposed Amt.			Fund Source: ▼	Proposed Amt.		
		Actual Amount				Actual Amount		
	Fund Source: ▼	Proposed Amt.			Fund Source: ▼	Proposed Amt.		
		Actual Amount				Actual Amount		
	Accompl. Type: ▼	Proposed Units			Accompl. Type: ▼	Proposed Units		
		Actual Units				Actual Units		
	Accompl. Type: ▼	Proposed Units			Accompl. Type: ▼	Proposed Units		
		Actual Units				Actual Units		

Program Year 2	ESG ▼	Proposed Amt.	\$123,996		Fund Source: ▼	Proposed Amt.	
		Actual Amount				Actual Amount	
	Fund Source: ▼	Proposed Amt.			Fund Source: ▼	Proposed Amt.	
		Actual Amount				Actual Amount	
	04 Households ▼	Proposed Units	50		Accompl. Type: ▼	Proposed Units	
		Actual Units				Actual Units	
	Accompl. Type: ▼	Proposed Units			Accompl. Type: ▼	Proposed Units	
		Actual Units				Actual Units	
Program Year 3	ESG ▼	Proposed Amt.	\$ 214,385		Fund Source: ▼	Proposed Amt.	
		Actual Amount				Actual Amount	
	Fund Source: ▼	Proposed Amt.			Fund Source: ▼	Proposed Amt.	
		Actual Amount				Actual Amount	
	04 Households ▼	Proposed Units			Accompl. Type: ▼	Proposed Units	
		Actual Units				Actual Units	
	Accompl. Type: ▼	Proposed Units			Accompl. Type: ▼	Proposed Units	
		Actual Units				Actual Units	
Program Year 4	Fund Source: ▼	Proposed Amt.			Fund Source: ▼	Proposed Amt.	
		Actual Amount				Actual Amount	
	Fund Source: ▼	Proposed Amt.			Fund Source: ▼	Proposed Amt.	
		Actual Amount				Actual Amount	
	Accompl. Type: ▼	Proposed Units			Accompl. Type: ▼	Proposed Units	
		Actual Units				Actual Units	
	Accompl. Type: ▼	Proposed Units			Accompl. Type: ▼	Proposed Units	
		Actual Units				Actual Units	
Program Year 5	Fund Source: ▼	Proposed Amt.			Fund Source: ▼	Proposed Amt.	
		Actual Amount				Actual Amount	
	Fund Source: ▼	Proposed Amt.			Fund Source: ▼	Proposed Amt.	
		Actual Amount				Actual Amount	
	Accompl. Type: ▼	Proposed Units			Accompl. Type: ▼	Proposed Units	
		Actual Units				Actual Units	
	Accompl. Type: ▼	Proposed Units			Accompl. Type: ▼	Proposed Units	
		Actual Units				Actual Units	

Project Name:		Housing Preservation Program						
Description:		IDIS Project #:		UOG Code:		FL129103 PINELLAS COUNTY		
Program facilitates the preservation of affordable homeowner and rental units through rehabilitation and/or acquisition. Applications are provided on a first come, first serve basis and funding selections are based on eligibility of households served and financial feasibility. Private funds available through local lending institutions may be leveraged by Federal funds. Budget also includes funds for activity delivery costs to administer Program. <u>If insufficient applications are received during FY12-13, committed funds may be reprogrammed to other projects without amending this Action Plan.</u>								
Location:		Priority Need Category						
Urban County; City of Largo		Select one:		Owner Occupied Housing ▼				
Expected Completion Date:		Explanation:						
9/30/2013		Rental and owner housing preservation program.						
Objective Category <input checked="" type="radio"/> Decent Housing <input type="radio"/> Suitable Living Environment <input type="radio"/> Economic Opportunity		Specific Objectives						
Outcome Categories <input checked="" type="checkbox"/> Availability/Accessibility <input type="checkbox"/> Affordability <input type="checkbox"/> Sustainability		1		Improve the quality of affordable rental housing		▼		
		2		Improve the quality of owner housing		▼		
		3				▼		
Project-level Accomplishments	10 Housing Units ▼	Proposed	20		Accompl. Type: ▼	Proposed		
		Underway				Underway		
		Complete				Complete		
	Accompl. Type: ▼	Proposed			Accompl. Type: ▼	Proposed		
		Underway				Underway		
		Complete				Complete		
	Accompl. Type: ▼	Proposed			Accompl. Type: ▼	Proposed		
		Underway				Underway		
		Complete				Complete		
	Proposed Outcome		Performance Measure		Actual Outcome			
	Sustainability of decent rental housing		Number of housing units preserved or improved					
	14A Rehab; Single-Unit Residential 570.202 ▼		Matrix Codes ▼					
14B Rehab; Multi-Unit Residential 570.202 ▼		Matrix Codes ▼						
Matrix Codes ▼		Matrix Codes ▼						
Program Year 1	Fund Source: ▼	Proposed Amt.			Fund Source: ▼	Proposed Amt.		
		Actual Amount				Actual Amount		
	Fund Source: ▼	Proposed Amt.			Fund Source: ▼	Proposed Amt.		
		Actual Amount				Actual Amount		
	Accompl. Type: ▼	Proposed Units			Accompl. Type: ▼	Proposed Units		
		Actual Units				Actual Units		
	Accompl. Type: ▼	Proposed Units			Accompl. Type: ▼	Proposed Units		
		Actual Units				Actual Units		

Program Year 2	HOME ▼	Proposed Amt.	\$659,085		Fund Source: ▼	Proposed Amt.	
		Actual Amount				Actual Amount	
	Fund Source: ▼	Proposed Amt.			Fund Source: ▼	Proposed Amt.	
		Actual Amount				Actual Amount	
	10 Housing Units ▼	Proposed Units	10		Accompl. Type: ▼	Proposed Units	
		Actual Units				Actual Units	
	Accompl. Type: ▼	Proposed Units			Accompl. Type: ▼	Proposed Units	
		Actual Units				Actual Units	
Program Year 3	HOME ▼	Proposed Amt.	\$337,954		Fund Source: ▼	Proposed Amt.	
		Actual Amount				Actual Amount	
	CDBG ▼	Proposed Amt.	\$375,000		Fund Source: ▼	Proposed Amt.	
		Actual Amount				Actual Amount	
	10 Housing Units ▼	Proposed Units	20		Accompl. Type: ▼	Proposed Units	
		Actual Units				Actual Units	
	Accompl. Type: ▼	Proposed Units			Accompl. Type: ▼	Proposed Units	
		Actual Units				Actual Units	
Program Year 4	Fund Source: ▼	Proposed Amt.			Fund Source: ▼	Proposed Amt.	
		Actual Amount				Actual Amount	
	Fund Source: ▼	Proposed Amt.			Fund Source: ▼	Proposed Amt.	
		Actual Amount				Actual Amount	
	Accompl. Type: ▼	Proposed Units			Accompl. Type: ▼	Proposed Units	
		Actual Units				Actual Units	
	Accompl. Type: ▼	Proposed Units			Accompl. Type: ▼	Proposed Units	
		Actual Units				Actual Units	
Program Year 5	Fund Source: ▼	Proposed Amt.			Fund Source: ▼	Proposed Amt.	
		Actual Amount				Actual Amount	
	Fund Source: ▼	Proposed Amt.			Fund Source: ▼	Proposed Amt.	
		Actual Amount				Actual Amount	
	Accompl. Type: ▼	Proposed Units			Accompl. Type: ▼	Proposed Units	
		Actual Units				Actual Units	
	Accompl. Type: ▼	Proposed Units			Accompl. Type: ▼	Proposed Units	
		Actual Units				Actual Units	

Project Name:		Housing Production Program					
Description:		IDIS Project #:		UOG Code:		FL129103 PINELLAS COUNTY	
Program facilitates construction of single- and multifamily affordable housing units. Applications provided on a first come, first serve basis and funding selections are based on eligibility of families serves and financial feasibility. Private funds available through local lending institutions may be leveraged by Federal funds. Includes CHDO set-aside funding requirements. Budget also includes funds for activity delivery costs to administer Program. <u>If insufficient applications are received during FY11-12, committed funds may be reprogrammed to other projects without amending this Action Plan.</u>							
Location:		Priority Need Category					
Urban County		Select one:		Rental Housing ▼			
Expected Completion Date:		Explanation:					
9/30/2013		Rental and owner housing production program.					
Objective Category <input checked="" type="radio"/> Decent Housing <input type="radio"/> Suitable Living Environment <input type="radio"/> Economic Opportunity		Specific Objectives					
Outcome Categories <input checked="" type="checkbox"/> Availability/Accessibility <input type="checkbox"/> Affordability <input type="checkbox"/> Sustainability		1		Increase the supply of affordable rental housing ▼			
		2		Increase the availability of affordable owner housing ▼			
		3		▼			
Project-level Accomplishments	10 Housing Units ▼	Proposed	20		Accompl. Type: ▼	Proposed	
		Underway				Underway	
		Complete				Complete	
	Accompl. Type: ▼	Proposed			Accompl. Type: ▼	Proposed	
		Underway				Underway	
		Complete				Complete	
	Accompl. Type: ▼	Proposed			Accompl. Type: ▼	Proposed	
		Underway				Underway	
		Complete				Complete	
Proposed Outcome		Performance Measure		Actual Outcome			
Increased availability of affordable rental units		Number of units produced					
12 Construction of Housing 570.201(m) ▼		Matrix Codes ▼					
Matrix Codes ▼		Matrix Codes ▼					
Matrix Codes ▼		Matrix Codes ▼					
Program Year 1	Fund Source: ▼	Proposed Amt.			Fund Source: ▼	Proposed Amt.	
		Actual Amount				Actual Amount	
	Fund Source: ▼	Proposed Amt.			Fund Source: ▼	Proposed Amt.	
		Actual Amount				Actual Amount	
	Accompl. Type: ▼	Proposed Units			Accompl. Type: ▼	Proposed Units	
		Actual Units				Actual Units	
	Accompl. Type: ▼	Proposed Units			Accompl. Type: ▼	Proposed Units	
		Actual Units				Actual Units	

Program Year 2	HOME ▼	Proposed Amt.	\$553,333		Fund Source: ▼	Proposed Amt.	
		Actual Amount				Actual Amount	
	Fund Source: ▼	Proposed Amt.			Fund Source: ▼	Proposed Amt.	
		Actual Amount				Actual Amount	
	10 Housing Units ▼	Proposed Units	15		Accompl. Type: ▼	Proposed Units	
		Actual Units				Actual Units	
	Accompl. Type: ▼	Proposed Units			Accompl. Type: ▼	Proposed Units	
		Actual Units				Actual Units	
Program Year 3	HOME ▼	Proposed Amt.	\$645,359		Fund Source: ▼	Proposed Amt.	
		Actual Amount				Actual Amount	
	CDBG ▼	Proposed Amt.	\$315,000		Fund Source: ▼	Proposed Amt.	
		Actual Amount				Actual Amount	
	10 Housing Units ▼	Proposed Units	20		Accompl. Type: ▼	Proposed Units	
		Actual Units				Actual Units	
	Accompl. Type: ▼	Proposed Units			Accompl. Type: ▼	Proposed Units	
		Actual Units				Actual Units	
Program Year 4	Fund Source: ▼	Proposed Amt.			Fund Source: ▼	Proposed Amt.	
		Actual Amount				Actual Amount	
	Fund Source: ▼	Proposed Amt.			Fund Source: ▼	Proposed Amt.	
		Actual Amount				Actual Amount	
	Accompl. Type: ▼	Proposed Units			Accompl. Type: ▼	Proposed Units	
		Actual Units				Actual Units	
	Accompl. Type: ▼	Proposed Units			Accompl. Type: ▼	Proposed Units	
		Actual Units				Actual Units	
Program Year 5	Fund Source: ▼	Proposed Amt.			Fund Source: ▼	Proposed Amt.	
		Actual Amount				Actual Amount	
	Fund Source: ▼	Proposed Amt.			Fund Source: ▼	Proposed Amt.	
		Actual Amount				Actual Amount	
	Accompl. Type: ▼	Proposed Units			Accompl. Type: ▼	Proposed Units	
		Actual Units				Actual Units	
	Accompl. Type: ▼	Proposed Units			Accompl. Type: ▼	Proposed Units	
		Actual Units				Actual Units	

Project Name:		Homeownership Promotion Program						
Description:		IDIS Project #:		UOG Code:		FL129103 PINELLAS COUNTY		
Program facilitates housing education and maintenance through counseling services and provides financial assistance to home buyers in the form of down payment and closing costs. Budget also includes funds for activity delivery costs to administer Program. If insufficient applications are received during FY11-12, committed funds may be reprogrammed to other projects without amending this Action Plan.								
Location:		Priority Need Category						
Countywide; City of Largo		Select one:		Owner Occupied Housing ▼				
Expected Completion Date:		Explanation:						
9/30/2013								
Objective Category <input checked="" type="radio"/> Decent Housing <input type="radio"/> Suitable Living Environment <input type="radio"/> Economic Opportunity								
Outcome Categories		Specific Objectives						
<input checked="" type="checkbox"/> Availability/Accessibility		1		Improve access to affordable owner housing ▼				
<input checked="" type="checkbox"/> Affordability		2		▼				
<input type="checkbox"/> Sustainability		3		▼				
Project-level Accomplishments	04 Households ▼	Proposed	25		Accompl. Type: ▼	Proposed		
		Underway				Underway		
		Complete				Complete		
	Accompl. Type: ▼	Proposed			Accompl. Type: ▼	Proposed		
		Underway				Underway		
		Complete				Complete		
	Accompl. Type: ▼	Proposed			Accompl. Type: ▼	Proposed		
		Underway				Underway		
		Complete				Complete		
	Proposed Outcome		Performance Measure		Actual Outcome			
	Increased affordability of homeownership		Number of households assisted					
	13 Direct Homeownership Assistance 570.201(n) ▼		Matrix Codes ▼					
05R Homeownership Assistance (not direct) 570.204 ▼		Matrix Codes ▼						
Matrix Codes ▼		Matrix Codes ▼						
Program Year 1	Fund Source: ▼	Proposed Amt.			Fund Source: ▼	Proposed Amt.		
		Actual Amount				Actual Amount		
	Fund Source: ▼	Proposed Amt.			Fund Source: ▼	Proposed Amt.		
		Actual Amount				Actual Amount		
	01 People ▼	Proposed Units			Accompl. Type: ▼	Proposed Units		
		Actual Units				Actual Units		
	Accompl. Type: ▼	Proposed Units			Accompl. Type: ▼	Proposed Units		
		Actual Units				Actual Units		

Program Year 2	HOME ▼	Proposed Amt.	\$ 451,667		Fund Source: ▼	Proposed Amt.	
		Actual Amount				Actual Amount	
	Other ▼	Proposed Amt.	\$ 175,000		Fund Source: ▼	Proposed Amt.	
	SHIP	Actual Amount				Actual Amount	
	04 Households ▼	Proposed Units	23		Accompl. Type: ▼	Proposed Units	
		Actual Units				Actual Units	
	Accompl. Type: ▼	Proposed Units			Accompl. Type: ▼	Proposed Units	
		Actual Units				Actual Units	
Program Year 3	HOME ▼	Proposed Amt.	\$ 410,000		Fund Source: ▼	Proposed Amt.	
		Actual Amount				Actual Amount	
	Fund Source: ▼	Proposed Amt.			Fund Source: ▼	Proposed Amt.	
		Actual Amount				Actual Amount	
	04 Households ▼	Proposed Units	25		Accompl. Type: ▼	Proposed Units	
		Actual Units				Actual Units	
	Accompl. Type: ▼	Proposed Units			Accompl. Type: ▼	Proposed Units	
		Actual Units				Actual Units	
Program Year 4	Fund Source: ▼	Proposed Amt.			Fund Source: ▼	Proposed Amt.	
		Actual Amount				Actual Amount	
	Fund Source: ▼	Proposed Amt.			Fund Source: ▼	Proposed Amt.	
		Actual Amount				Actual Amount	
	Accompl. Type: ▼	Proposed Units			Accompl. Type: ▼	Proposed Units	
		Actual Units				Actual Units	
	Accompl. Type: ▼	Proposed Units			Accompl. Type: ▼	Proposed Units	
		Actual Units				Actual Units	
Program Year 5	Fund Source: ▼	Proposed Amt.			Fund Source: ▼	Proposed Amt.	
		Actual Amount				Actual Amount	
	Fund Source: ▼	Proposed Amt.			Fund Source: ▼	Proposed Amt.	
		Actual Amount				Actual Amount	
	Accompl. Type: ▼	Proposed Units			Accompl. Type: ▼	Proposed Units	
		Actual Units				Actual Units	
	Accompl. Type: ▼	Proposed Units			Accompl. Type: ▼	Proposed Units	
		Actual Units				Actual Units	

Project Name:		Pinellas County Administration					
Description:		IDIS Project #:		UOG Code:		FL129103 PINELLAS COUNTY	
County's administration and planning costs for CDBG, HOME and ESG.							
Location:		Priority Need Category					
Urban County		Select one:		Planning/Administration ▼			
Expected Completion Date:		Explanation:					
9/30/2013							
<input type="checkbox"/> Objective Category <input type="radio"/> Decent Housing <input type="radio"/> Suitable Living Environment <input type="radio"/> Economic Opportunity							
Outcome Categories		Specific Objectives					
<input type="checkbox"/> Availability/Accessibility <input type="checkbox"/> Affordability <input type="checkbox"/> Sustainability		1,		▼			
		2,		▼			
		3,		▼			
Project-level Accomplishments	Accompl. Type: ▼	Proposed			Accompl. Type: ▼	Proposed	
		Underway				Underway	
		Complete				Complete	
	Accompl. Type: ▼	Proposed			Accompl. Type: ▼	Proposed	
		Underway				Underway	
		Complete				Complete	
	Accompl. Type: ▼	Proposed			Accompl. Type: ▼	Proposed	
		Underway				Underway	
		Complete				Complete	
Proposed Outcome		Performance Measure			Actual Outcome		
31B Administration - grantee ▼				Matrix Codes ▼			
Matrix Codes ▼				Matrix Codes ▼			
Matrix Codes ▼				Matrix Codes ▼			
Program Year 1	CDBG ▼	Proposed Amt.	\$ 664,325		Fund Source: ▼	Proposed Amt.	\$ 6,584
		Actual Amount				Actual Amount	
	HOME ▼	Proposed Amt.	\$ 220,657		Fund Source: ▼	Proposed Amt.	
		Actual Amount				Actual Amount	
	Accompl. Type: ▼	Proposed Units			Accompl. Type: ▼	Proposed Units	
		Actual Units				Actual Units	
	Accompl. Type: ▼	Proposed Units			Accompl. Type: ▼	Proposed Units	
		Actual Units				Actual Units	

Program Year 2	CDBG ▼	Proposed Amt.	\$555,277		ESG ▼	Proposed Amt.	\$ 6,526
		Actual Amount				Actual Amount	
	HOME ▼	Proposed Amt.	\$191,577		Fund Source: ▼	Proposed Amt.	
		Actual Amount				Actual Amount	
	Accompl. Type: ▼	Proposed Units			Accompl. Type: ▼	Proposed Units	
		Actual Units				Actual Units	
	Accompl. Type: ▼	Proposed Units			Accompl. Type: ▼	Proposed Units	
		Actual Units				Actual Units	
Program Year 3	CDBG ▼	Proposed Amt.	\$490,584		ESG ▼	Proposed Amt.	\$ 17,383
		Actual Amount				Actual Amount	
	HOME ▼	Proposed Amt.	\$ 167,706		Fund Source: ▼	Proposed Amt.	
		Actual Amount				Actual Amount	
	Accompl. Type: ▼	Proposed Units			Accompl. Type: ▼	Proposed Units	
		Actual Units				Actual Units	
	Accompl. Type: ▼	Proposed Units			Accompl. Type: ▼	Proposed Units	
		Actual Units				Actual Units	
Program Year 4	Fund Source: ▼	Proposed Amt.			Fund Source: ▼	Proposed Amt.	
		Actual Amount				Actual Amount	
	Fund Source: ▼	Proposed Amt.			Fund Source: ▼	Proposed Amt.	
		Actual Amount				Actual Amount	
	Accompl. Type: ▼	Proposed Units			Accompl. Type: ▼	Proposed Units	
		Actual Units				Actual Units	
	Accompl. Type: ▼	Proposed Units			Accompl. Type: ▼	Proposed Units	
		Actual Units				Actual Units	
Program Year 5	Fund Source: ▼	Proposed Amt.			Fund Source: ▼	Proposed Amt.	
		Actual Amount				Actual Amount	
	Fund Source: ▼	Proposed Amt.			Fund Source: ▼	Proposed Amt.	
		Actual Amount				Actual Amount	
	Accompl. Type: ▼	Proposed Units			Accompl. Type: ▼	Proposed Units	
		Actual Units				Actual Units	
	Accompl. Type: ▼	Proposed Units			Accompl. Type: ▼	Proposed Units	
		Actual Units				Actual Units	

Project Name: Contingency							
Description:	IDIS Project #: UOG Code: FL129103 PINELLAS COUNTY to be used for construction cost overruns and additional funding for emergency assistance. If not needed during the program year, may be reprogrammed to an existing activity or program.						
Location:	Priority Need Category Urban County Select one: Priority Need Category ▼ Explanation: These funds will be rolled into other projects.						
Expected Completion Date:	9/30/2012 Objective Category <input type="radio"/> Decent Housing <input type="radio"/> Suitable Living Environment <input type="radio"/> Economic Opportunity Outcome Categories <input type="checkbox"/> Availability/Accessibility <input type="checkbox"/> Affordability <input type="checkbox"/> Sustainability						
Specific Objectives							
1. ▼ 2. ▼ 3. ▼							
Project-level Accomplishments	Accompl. Type: ▼	Proposed			Accompl. Type: ▼	Proposed	
		Underway				Underway	
		Complete				Complete	
	Accompl. Type: ▼	Proposed			Accompl. Type: ▼	Proposed	
		Underway				Underway	
		Complete				Complete	
	Accompl. Type: ▼	Proposed			Accompl. Type: ▼	Proposed	
		Underway				Underway	
		Complete				Complete	
	Proposed Outcome		Performance Measure		Actual Outcome		
	Matrix Codes ▼		Matrix Codes ▼		Matrix Codes ▼		
Matrix Codes ▼		Matrix Codes ▼		Matrix Codes ▼			
Matrix Codes ▼		Matrix Codes ▼		Matrix Codes ▼			
Program Year 1	CDBG ▼	Proposed Amt.	\$ 176,992		Fund Source: ▼	Proposed Amt.	
		Actual Amount				Actual Amount	
	HOME ▼	Proposed Amt.	\$ 17,211		Fund Source: ▼	Proposed Amt.	
		Actual Amount				Actual Amount	
	Accompl. Type: ▼	Proposed Units			Accompl. Type: ▼	Proposed Units	
		Actual Units				Actual Units	
	Accompl. Type: ▼	Proposed Units			Accompl. Type: ▼	Proposed Units	
		Actual Units				Actual Units	

Program Year 2	CDBG	▼	Proposed Amt.	\$ 234,040		Fund Source:	▼	Proposed Amt.	
			Actual Amount					Actual Amount	
	HOME	▼	Proposed Amt.	\$ 60,111		Fund Source:	▼	Proposed Amt.	
			Actual Amount					Actual Amount	
	Accompl. Type:	▼	Proposed Units			Accompl. Type:	▼	Proposed Units	
			Actual Units					Actual Units	
	Accompl. Type:	▼	Proposed Units			Accompl. Type:	▼	Proposed Units	
			Actual Units					Actual Units	
Program Year 3	CDBG	▼	Proposed Amt.	\$182,645		Fund Source:	▼	Proposed Amt.	
			Actual Amount					Actual Amount	
	HOME	▼	Proposed Amt.	\$116,043		Fund Source:	▼	Proposed Amt.	
			Actual Amount					Actual Amount	
	Accompl. Type:	▼	Proposed Units			Accompl. Type:	▼	Proposed Units	
			Actual Units					Actual Units	
	Accompl. Type:	▼	Proposed Units			Accompl. Type:	▼	Proposed Units	
			Actual Units					Actual Units	
Program Year 4	Fund Source:	▼	Proposed Amt.			Fund Source:	▼	Proposed Amt.	
			Actual Amount					Actual Amount	
	Fund Source:	▼	Proposed Amt.			Fund Source:	▼	Proposed Amt.	
			Actual Amount					Actual Amount	
	Accompl. Type:	▼	Proposed Units			Accompl. Type:	▼	Proposed Units	
			Actual Units					Actual Units	
	Accompl. Type:	▼	Proposed Units			Accompl. Type:	▼	Proposed Units	
			Actual Units					Actual Units	
Program Year 5	Fund Source:	▼	Proposed Amt.			Fund Source:	▼	Proposed Amt.	
			Actual Amount					Actual Amount	
	Fund Source:	▼	Proposed Amt.			Fund Source:	▼	Proposed Amt.	
			Actual Amount					Actual Amount	
	Accompl. Type:	▼	Proposed Units			Accompl. Type:	▼	Proposed Units	
			Actual Units					Actual Units	
	Accompl. Type:	▼	Proposed Units			Accompl. Type:	▼	Proposed Units	
			Actual Units					Actual Units	

Housing Needs Table			Grantee:		Only complete blue sections. Do NOT type in sections other than blue.												Priority Need?	Plan to Fund?	Fund Source	Households with a Disabled Member		Dispropo rtionate Racial/ Ethnic Need?	# of Househ olds in lead- Hazard Housing	Total Low Income HIV/ AIDS Populatio n			
			Current % of House- holds	Current Number of House- holds	3-5 Year Quantities															% of Goal							
					Year 1		Year 2		Year 3		Year 4*		Year 5*		Multi-Year												
Housing Needs - Comprehensive Housing Affordability Strategy (CHAS) Data Housing Problems					Goal	Actual	Goal	Actual	Goal	Actual	Goal	Actual	Goal	Actual	Goal	Actual				% HSHLD	# HSHLD						
Household Income <=30% MFI	Renter	Elderly	NUMBER OF HOUSEHOLDS	100%	3041															100%	760						
			Any housing problems	70.4	2141	4		2		3		2		2		13	0	0%	M	Y	CO	25.0	190				
			Cost Burden > 30%	69.4	2110		4									4	####	M	N	CO							
			Cost Burden >50%	53.6	1630		2									2	####	M	N								
		Small Related	NUMBER OF HOUSEHOLDS	100%	2062																						
			With Any Housing Problems	86.4	1782	4		3		2		4		4		17	0	0%	H	Y	CHO						
			Cost Burden > 30%	84.2	1736	4	49	2		3		4		4		17	49	288%	H	Y	CO						
			Cost Burden >50%	73.7	1520	3	20	4		12		5		20		44	20	45%	H	Y	CHO						
		Large Related	NUMBER OF HOUSEHOLDS	100%	364																						
			With Any Housing Problems	98.9	360	3	5	2		2		2		2		11	5	45%	H	Y							
			Cost Burden > 30%	93.4	340	2	5	1		1		1		1		6	5	83%	H	Y	CO						
			Cost Burden >50%	83.8	305	3		5		9		10		15		42	0	0%	H	Y							
		All other hshld	NUMBER OF HOUSEHOLDS	100%	3086																						
			With Any Housing Problems	70.7	2182	4	5	6		11		10		10		41	61	149%	H	Y							
			Cost Burden > 30%	70.3	2169		15									15	####	H	N								
			Cost Burden >50%	64.9	2003		15									15	####	H	N								
	Owner	Elderly	NUMBER OF HOUSEHOLDS	100%	7901																						
			With Any Housing Problems	68.5	5412	2		1		1		1		1		6	0	0%	M	Y	HO						
			Cost Burden > 30%	68.3	5396		5									5	####	M	N	HO							
			Cost Burden >50%	45.2	3571		5									5	####	M	Y	HO							
		Small Related	NUMBER OF HOUSEHOLDS	100%	1954																						
			With Any Housing Problems	73.5	1436	3		2		1		1		1		8	0	0%	M	Y	HO						
			Cost Burden > 30%	72.6	1419											0	####	M	N								
			Cost Burden >50%	63.2	1235	15	2	8		15		15		15		68	2	3%	M	Y							
		Large Related	NUMBER OF HOUSEHOLDS	100%	243																						
			With Any Housing Problems	92.6	225	1		1		1		1		1		5	0	0%	M	Y							
			Cost Burden > 30%	90.9	221											0	####	M	N								
			Cost Burden >50%	89.3	217	8		6		5		5		10		34	0	0%	M	Y							
All other hshld	NUMBER OF HOUSEHOLDS	100%	2326																								
	With Any Housing Problems	67.7	1575	2	2	2		1		1		1		7	2	29%	M	Y									
	Cost Burden > 30%	66.9	1556		2									2	####	M	N										
	Cost Burden >50%	58.6	1363											0	####	M	N										

		Household Income >30 to <=50% MFI																							
		Renter										Owner													
I	Elderly	NUMBER OF HOUSEHOLDS	100%	3447																100%					
		With Any Housing Problems	74.5	2568	2	2	1		1		1		1		6	2	33%	M	Y	CO		0			
		Cost Burden > 30%	73.3	2527		4										4	####	M	N	CO					
		Cost Burden >50%	44.0	1517												0	####	M	N						
	Small Related	NUMBER OF HOUSEHOLDS	100%	2551																					
		With Any Housing Problems	86.9	2217	6	20	5		4		4		5		24	20	83%	M	Y	CHO					
		Cost Burden > 30%	84.4	2153		69										69	####	M	Y	CHO					
		Cost Burden >50%	35.4	903		20										20	####	M	Y						
	Large Related	NUMBER OF HOUSEHOLDS	100%	346																					
		With Any Housing Problems	90.5	313	1	5							1		2	5	250%	M	Y	CHO					
		Cost Burden > 30%	79.2	274		12										12	####	M	N	CHO					
		Cost Burden >50%	31.2	108												0	####	M	N						
	All other hshold	NUMBER OF HOUSEHOLDS	100%	2677																					
		With Any Housing Problems	86.6	2318	8	12	10		8		8		7		41	12	29%	M	Y	CHO					
		Cost Burden > 30%	85.8	2297		30										30	####	M	N						
		Cost Burden >50%	44.8	1199												0	####	M	N						
	Owner	Elderly	NUMBER OF HOUSEHOLDS	100%	13545																				
			With Any Housing Problems	49.0	6637	5		5		5		5		5		25	0	0%	M	Y	CHO				
			Cost Burden > 30%	48.8	6610		7										7	####	M	N	CHO				
			Cost Burden >50%	19.6	2655		11										11	####	M	N	CHO				
Small Related		NUMBER OF HOUSEHOLDS	100%	2296																					
		With Any Housing Problems	79.7	1830	7	5	6		5		4		4		26	5	19%	M	Y	CHO					
		Cost Burden > 30%	78.8	1809		5										5	####	M	N	CHO					
		Cost Burden >50%	45.2	1038	6		8		8		8		7		37	0	0%	M	Y						
Large Related		NUMBER OF HOUSEHOLDS	100%	368																					
		With Any Housing Problems	89.4	329	3	1	2		1		1		1		8	1	13%	M	Y	CHO					
		Cost Burden > 30%	74.7	275												0	####	M	N	CHO					
		Cost Burden >50%	43.8	161	4		4		2		3		2		15	0	0%	M	Y						
All other hshold		NUMBER OF HOUSEHOLDS	100%	2419																					
		With Any Housing Problems	79.3	1918	3		5		3		4		4		19	0	0%	M	Y						
		Cost Burden > 30%	78.9	1909		2										2	####	M	N						
		Cost Burden >50%	49.4	1195		1										1	####	M	N						
	Elderly	NUMBER OF HOUSEHOLDS	100%	3388																100%					
		With Any Housing Problems	56.0	1897	1		1		0		1		0		3	0	0%	M	Y	CHO		0			
		Cost Burden > 30%	54.8	1857												0	####	M	Y	CHO					
		Cost Burden >50%	13.5	457												0	####	M	Y						
	Small Related	NUMBER OF HOUSEHOLDS	100%	4411																					
		With Any Housing Problems	56.2	2479	1	8	1		0		0		1		3	8	267%	M	Y	HO					
		Cost Burden > 30%	49.3	2175	2	5	3		3		4		6		18	5	28%	M	Y	HO					

Jurisdiction						
Housing Market Analysis				Complete cells in blue.		
Housing Stock Inventory	Vacancy Rate	0 & 1 Bedroom	2 Bedrooms	3+ Bedroom	Total	Substandard Units
Affordability Mismatch						
Occupied Units: Renter		23439	30055	8963	62457	
Occupied Units: Owner		15102	88081	90750	193933	
Vacant Units: For Rent	12%	3097	3718	497	7312	
Vacant Units: For Sale	2%	776	2728	1021	4525	
Total Units Occupied & Vacant		42414	124582	101231	268227	0
Rents: Applicable FMRs (in \$s)		782	946	1,199		
Rent Affordable at 30% of 50% of MFI (in \$s)		50% \$555	50% \$666	50% \$769		
Public Housing Units						
Occupied Units					0	
Vacant Units					0	
Total Units Occupied & Vacant		0	0	0	0	0
Rehabilitation Needs (in \$s)					0	

Continuum of Care Homeless Population and Subpopulations Chart

Part 1: Homeless Population					Sheltered				Un-sheltered	Total	Jurisdiction									
					Emergency		Transitional				Data Quality									
1. Homeless Individuals					639		567		2050		3256		(A) administrative records ▼							
2. Homeless Families with Children					69		100		19		188									
		2a. Persons in Homeless with Children Families			159		280		46		485									
Total (lines 1 + 2a)					798		847		2096		3741									
Part 2: Homeless Subpopulations					Sheltered				Un-sheltered		Total		Data Quality							
1. Chronically Homeless					208				369		577		(N) enumerations ▼							
2. Severely Mentally Ill					830				868		1698									
3. Chronic Substance Abuse					552				613		1165									
4. Veterans					313				118		431									
5. Persons with HIV/AIDS					52				147		199									
6. Victims of Domestic Violence					203				193		396									
7. Youth (Under 18 years of age)					18				63		81									
Part 3: Homeless Needs Table: Individuals		Needs	Currently Available	Gap	5-Year Quantities										Total			Priority H, M, L	Plan to Fund? Y/N	Fund Source: CDBG, HOME, HOPWA, ESG or Other
					Year 1		Year 2		Year 3		Year 4		Year 5		Total					
					Goal	Complete	Goal	Complete	Goal	Complete	Goal	Complete	Goal	Complete	Goal	Actual	% of Goal			
Beds	Emergency Shelters	1275	535	740	4	0	4	0	4	0	4	0	4	0	20	0	0%		Y	CD/ESG
	Transitional Housing	1340	635	705	4	0	4	0	4	0	4	0	4	0	20	0	0%		Y	CD/ESG
	Permanent Supportive Housing	661	241	420	6	0	6	0	6	0	6	0	6	0	30	0	0%		Y	CD/ESG
	Total	3276	1411	1865	4	0	4	0	4	0	4	0	4	0	20	0	0%			
Chronically Homeless																				
		s	ily	le	5-Year Quantities										Total			L	Y/N	or
					Year 1		Year 2		Year 3		Year 4		Year 5							

Part 4: Homeless Needs Table: Families		Need	Current Availab	Gap	Goal	Complete	Goal	Complete	Goal	Complete	Goal	Complete	Goal	Complete	Goal	Actual	% of Goal	Priority H. M.	Plan to Fund?	Fund Source: CDBG, HOME HOPWA, ESG Other
Beds	Emergency Shelters	586	274	312	2	0	2	0	2	0	2	0	2	0	10	0	0%		Y	CD/ESG
	Transitional Housing	620	307	313	2	0	2	0	2	0	2	0	2	0	10	0	0%		Y	CD/ESG
	Permanent Supportive Housing	138	69	69	0	0	0	0	0	0	0	0	0	0	0	0	###		Y	CD/ESG
	Total	1344	650	694	4	0	4	4	4	0	4	0	4	0	20	4	20%			

Completing Part 1: Homeless Population. This must be completed using statistically reliable, unduplicated counts or estimates of homeless persons in sheltered and unsheltered locations at a one-day point in time. The counts must be from: (A) administrative records, (N) enumerations, (S) statistically reliable samples, or (E) estimates. The quality of the data presented in each box must be identified as: (A), (N), (S) or (E).

Completing Part 2: Homeless Subpopulations. This must be completed using statistically reliable, unduplicated counts or estimates of homeless persons in sheltered and unsheltered locations at a one-day point in time. The numbers must be from: (A) administrative records, (N) enumerations, (S) statistically reliable samples, or (E) estimates. The quality of the data presented in each box must be identified as: (A), (N), (S) or (E).

Sheltered Homeless. Count adults, children and youth residing in shelters for the homeless. "Shelters" include all emergency shelters and transitional shelters for the homeless, including domestic violence shelters, residential programs for runaway/homeless youth, and any hotel/motel/apartment voucher arrangements paid by a public/private agency because the person or family is homeless. Do not count: (1) persons who are living doubled up in conventional housing; (2) formerly homeless persons who are residing in Section 8 SRO, Shelter Plus Care, SHP permanent housing or other permanent housing units; (3) children or youth, who because of their own or a parent's homelessness or abandonment, now reside temporarily and for a short anticipated duration in hospitals, residential treatment facilities, emergency foster care, detention facilities and the like; and (4) adults living in mental health facilities, chemical dependency facilities, or criminal justice facilities.

Unsheltered Homeless. Count adults, children and youth sleeping in places not meant for human habitation. Places not meant for human habitation include streets, parks, alleys, parking ramps, parts of the highway system, transportation depots and other parts of transportation systems (e.g. subway tunnels, railroad car), all-night commercial establishments (e.g. movie theaters, laundromats, restaurants), abandoned buildings, building roofs or stairwells, chicken coops and other farm outbuildings, caves, campgrounds, vehicles, and other similar places.

Grantee Name:		Jurisdiction																		
Non-Homeless Special Needs Including HOPWA		Needs	Currently Available	GAP	3-5 Year Quantities										Total			Priority Need: H, M, L	Plan to Fund? Y N	Fund Source: CDBG, HC
					Year 1		Year 2		Year 3		Year 4*		Year 5*							
					Goal	Complete	Goal	Complete	Goal	Complete	Goal	Complete	Goal	Complete	Goal	Actual	% of Goal			
Housing Needed	52. Elderly	2036	0	2036	0	0	0	0	0	0	0	0	0	0	0	0	####	M		
	53. Frail Elderly	2007	0	2007	0	0	0	0	0	0	0	0	0	0	0	0	####	M		
	54. Persons w/ Severe Mental Illness	308	0	308	105	115	0	0	0	0	0	0	0	0	105	115	110%	M		
	55. Developmentally Disabled	485	0	485	80	0	0	0	0	0	0	0	0	0	80	0	0%	M		
	56. Physically Disabled	1020	0	1020	3	0	3	0	3	0	3	0	3	0	15	0	0%	M		
	57. Alcohol/Other Drug Addicted	5032	0	5032	0	0	0	0	0	0	0	0	0	0	0	0	####	M		
	58. Persons w/ HIV/AIDS & their families	263	0	263	0	0	0	0	0	0	0	0	0	0	0	0	####	M		
	59. Public Housing Residents	0	0	0	100	0	0	0	0	0	0	0	0	0	100	0	0%	M		
	Total	11151	0	11151	288	115	3	0	3	0	3	0	3	0	300	115	38%			
Supportive Services Needed	60. Elderly	20362	0	20362	0	0	0	0	0	0	0	0	0	0	0	0	####	M		
	61. Frail Elderly	4014	0	4014	43	41	43	0	43	0	43	0	43	0	215	41	19%	M		
	62. Persons w/ Severe Mental Illness	3078	0	3078	0	0	0	0	0	0	0	0	0	0	0	0	####	M		
	63. Developmentally Disabled	4854	0	4854	0	0	0	0	0	0	0	0	0	0	0	0	####	M		
	64. Physically Disabled	10200	0	10200	0	0	0	0	0	0	0	0	0	0	0	0	####	M		
	65. Alcohol/Other Drug Addicted	60000	0	60000	0	0	0	0	0	0	0	0	0	0	0	0	####	M		
	66. Persons w/ HIV/AIDS & their families	526	0	526	0	0	0	0	0	0	0	0	0	0	0	0	####	M		
	67. Public Housing Residents	0	0	0	0	0	0	0	0	0	0	0	0	0	0	0	####	M		
	Total	1E+05	0	1E+05	43	41	43	0	43	0	43	0	43	0	215	41	19%			

Jurisdiction

Only complete blue sections.

Housing and Community Development Activities				Needs	Current	Gap	5-Year Quantities										% of Goal	Priority Need: H, M, L	Dollars to Address	Plan to Fund? Y/N	Fund Source		
							Year 1		Year 2		Year 3		Year 4		Year 5							Cumulative	
							Goal	Actual	Goal	Actual	Goal	Actual	Goal	Actual	Goal	Actual						Goal	Actual
01 Acquisition of Real Property 570.201(a)				3	0	3			1		1		1			3	0	0%	M	600,000	Y	CO	
02 Disposition 570.201(b)				0	0	0										0	0	####					
Public Facilities and Improvements	03 Public Facilities and Improvements (General) 570.201(c)			10	0	10	45	45	2		2		2		2		53	45	85%	H	4400000	Y	CO
	03A Senior Centers 570.201(c)			0	0	0										0	0	####					
	03B Handicapped Centers 570.201(c)			0	0	0										0	0	####					
	03C Homeless Facilities (not operating costs) 570.201(c)			7	0	7										0	0	####	M	4450000	Y	HEO	
	03D Youth Centers 570.201(c)			0	0	0										0	0	####					
	03E Neighborhood Facilities 570.201(c)			3	0	3	85	229								85	229	269%	H	1820000	Y	CO	
	03F Parks, Recreational Facilities 570.201(c)			2	0	2										0	0	####	H	2440000	Y	CO	
	03G Parking Facilities 570.201©			0	0	0										0	0	####					
	03H Solid Waste Disposal Improvements 570.201(c)			0	0	0										0	0	####					
	03I Flood Drain Improvements 570.201(c)			0	0	0										0	0	####					
	03J Water/Sewer Improvements 570.201(c)			0	0	0										0	0	####					
	03K Street Improvements 570.201© - Linear			21000	0	21000	4200		0		4200		4200		4200		16800	0	0%	H	10488500	Y	CO
	03L Sidewalks 570.201© - linear			6350	0	6350	1270		16000		1270		1270		1270		21080	0	0%	H	2272000	Y	CO
	03M Child Care Centers 570.201(c)			0	0	0										0	0	####					
	03N Tree Planting 570.201(c)			0	0	0										0	0	####					
	03O Fire Stations/Equipment 570.201(c)			1	0	1										0	0	####	L	2030000	Y	O	
	03P Health Facilities 570.201(c)			0	0	0										0	0	####					
	03Q Abused and Neglected Children Facilities 570.201(c)			0	0	0										0	0	####					
	03R Asbestos Removal 570.201(c)			0	0	0										0	0	####					
03S Facilities for AIDS Patients (not operating costs) 570.201(c)			0	0	0										0	0	####						
03T Operating Costs of Homeless/AIDS Patients Programs			0	0	0	1500	1668								1500	1668	111%						
04 Clearance and Demolition 570.201(d)				110	0	110	22		15		22		22		22		103	0	0%	H	750000	Y	C
04A Clean-up of Contaminated Sites 570.201(d)				0	0	0										0	0	####					
Public Services	05 Public Services (General) 570.201(e)			11000	0	11000	2500	3155	10,300		2000		2200		2200		19200	3155	16%	M	1500000	Y	C
	05A Senior Services 570.201(e)			0	0	0					48		45				93	0	0%				
	05B Handicapped Services 570.201(e)			0	0	0	60	60								60	60	100%					
	05C Legal Services 570.201(E)			0	0	0										0	0	####					
	05D Youth Services 570.201(e)			0	0	0										0	0	####					
	05E Transportation Services 570.201(e)			0	0	0										0	0	####					
	05F Substance Abuse Services 570.201(e)			0	0	0										0	0	####					
	05G Battered and Abused Spouses 570.201(e)			0	0	0										0	0	####					
	05H Employment Training 570.201(e)			0	0	0										0	0	####					
	05I Crime Awareness 570.201(e)			0	0	0										0	0	####					
	05J Fair Housing Activities (if CDBG, then subject to 570.201(e)			0	0	0										0	0	####					
	05K Tenant/Landlord Counseling 570.201(e)			0	0	0										0	0	####					
	05L Child Care Services 570.201(e)			0	0	0										0	0	####					
	05M Health Services 570.201(e)			0	0	0										0	0	####					
	05N Abused and Neglected Children 570.201(e)			0	0	0										0	0	####					
	05O Mental Health Services 570.201(e)			0	0	0										0	0	####					
	05P Screening for Lead-Based Paint/Lead Hazards Poison 570.201(e)			0	0	0										0	0	####					
	05Q Subsistence Payments 570.204			0	0	0										0	0	####					
	05R Homeownership Assistance (not direct) 570.204 - persons			1000	0	1000	200		200		200		200		200		1000	0	0%	H	200000	Y	O

	05S Rental Housing Subsidies (if HOME, not part of 5% 570.204	50	0	50	10				6		10		10		36	0	0%	L	2000000	Y	HO
	05T Security Deposits (if HOME, not part of 5% Admin c	0	0	0					6						6	0	0%				
	06 Interim Assistance 570.201(f)	0	0	0											0	0	####				
	07 Urban Renewal Completion 570.201(h)	0	0	0											0	0	####				
	08 Relocation 570.201(i)	0	0	0											0	0	####				
	09 Loss of Rental Income 570.201(j)	0	0	0											0	0	####				
	10 Removal of Architectural Barriers 570.201(k)	0	0	0											0	0	####				
	11 Privately Owned Utilities 570.201(l)	0	0	0											0	0	####				
	12 Construction of Housing 570.201(m)	150	0	150	15	33	30		30		30		30		135	33	24%	H	12000000	Y	HO
	13 Direct Homeownership Assistance 570.201(n)	300	0	300	22	241	30		30		60		60		202	241	119%	M	3000000	Y	HO
	14A Rehab: Single-Unit Residential 570.202	200	0	200	25	40	30		40		20		20		135	40	30%	M	6000000	Y	HO
	14B Rehab: Multi-Unit Residential 570.202	50	0	50	10	36	40		20		40		40		150	36	24%	H	400000	Y	CHO
	14C Public Housing Modernization 570.202	20	0	20											0	0	####	H	1000	Y	CO
	14D Rehab: Other Publicly-Owned Residential Buildings 570.202	0	0	0											0	0	####				
	14E Rehab: Publicly or Privately-Owned Commercial/Indu 570.202	0	0	0											0	0	####				
	14F Energy Efficiency Improvements 570.202	0	0	0											0	0	####				
	14G Acquisition - for Rehabilitation 570.202	200	0	200											0	0	####	H	14000000	Y	CHO
	14H Rehabilitation Administration 570.202	0	0	0											0	0	####				
	14I Lead-Based/Lead Hazard Test/Abate 570.202	0	0	0											0	0	####				
	15 Code Enforcement 570.202(c)	0	0	0											0	0	####				
	16A Residential Historic Preservation 570.202(d)	1	0	1											0	0	####	M	50000	Y	C
	16B Non-Residential Historic Preservation 570.202(d)	1	0	1											0	0	####	M	50000	Y	C
	17A CI Land Acquisition/Disposition 570.203(a)	0	0	0											0	0	####				
	17B CI Infrastructure Development 570.203(a)	0	0	0											0	0	####				
	17C CI Building Acquisition, Construction, Rehabilitat 570.203(a)	0	0	0											0	0	####				
	17D Other Commercial/Industrial Improvements 570.203(a)	0	0	0											0	0	####				
	18A ED Direct Financial Assistance to For-Profits 570.203(b)	0	0	0											0	0	####				
	18B ED Technical Assistance 570.203(b)	0	0	0											0	0	####				
	18C Micro-Enterprise Assistance	0	0	0											0	0	####				
	19A HOME Admin/Planning Costs of PJ (not part of 5% Ad	0	0	0											0	0	####				
	19B HOME CHDO Operating Costs (not part of 5% Admin ca	0	0	0											0	0	####				
	19C CDBG Non-profit Organization Capacity Building	0	0	0											0	0	####				
	19D CDBG Assistance to Institutes of Higher Education	0	0	0											0	0	####				
	19E CDBG Operation and Repair of Foreclosed Property	0	0	0											0	0	####				
	19F Planned Repayment of Section 108 Loan Principal	0	0	0											0	0	####				
	19G Unplanned Repayment of Section 108 Loan Principal	0	0	0											0	0	####				
	19H State CDBG Technical Assistance to Grantees	0	0	0											0	0	####				
	20 Planning 570.205	0	0	0											0	0	####	H			
	21A General Program Administration 570.206	0	0	0											0	0	####	H	7838000	Y	CHEO
	21B Indirect Costs 570.206	0	0	0											0	0	####	M			
	21D Fair Housing Activities (subject to 20% Admin cap) 570.206	0	0	0											0	0	####	M			
	21E Submissions or Applications for Federal Programs 570.206	0	0	0											0	0	####	L			
	21F HOME Rental Subsidy Payments (subject to 5% cap)	0	0	0											0	0	####	L			
	21G HOME Security Deposits (subject to 5% cap)	0	0	0											0	0	####	L			
	21H HOME Admin/Planning Costs of PJ (subject to 5% cap	0	0	0											0	0	####	L			
	21I HOME CHDO Operating Expenses (subject to 5% cap)	0	0	0											0	0	####	L			
	22 Unprogrammed Funds	0	0	0											0	0	####				
	31J Facility based housing - development	0	0	0											0	0	####				
	31K Facility based housing - operations	0	0	0											0	0	####				
	31G Short term rent mortgage utility payments	0	0	0											0	0	####				
	31F Tenant based rental assistance	0	0	0											0	0	####				

HOPI	31E Supportive service	0	0	0										0	0	####				
	31I Housing information services	0	0	0										0	0	####				
	31H Resource identification	0	0	0										0	0	####				
	31B Administration - grantee	0	0	0										0	0	####				
	31D Administration - project sponsor	0	0	0										0	0	####				
CDBG	Acquisition of existing rental units	0	0	0										0	0	####				
	Production of new rental units	0	0	0										0	0	####				
	Rehabilitation of existing rental units	0	0	0										0	0	####				
	Rental assistance	0	0	0										0	0	####				
	Acquisition of existing owner units	0	0	0										0	0	####				
	Production of new owner units	0	0	0										0	0	####				
	Rehabilitation of existing owner units	0	0	0										0	0	####				
HOME	Homeownership assistance	0	0	0										0	0	####				
	Acquisition of existing rental units	0	0	0										0	0	####				
	Production of new rental units	0	0	0										0	0	####				
	Rehabilitation of existing rental units	0	0	0										0	0	####				
	Rental assistance	0	0	0										0	0	####				
	Acquisition of existing owner units	0	0	0										0	0	####				
	Production of new owner units	0	0	0										0	0	####				
	Rehabilitation of existing owner units	0	0	0										0	0	####				
	Homeownership assistance	0	0	0										0	0	####				
Totals		40458	0	40458	9964	5507	26648	0	7875	0	8100	0	8054	0	60641	5507	####		76,289,500	

TABLE 3B ANNUAL HOUSING COMPLETION GOALS					
ANNUAL AFFORDABLE RENTAL HOUSING GOALS (SEC. 215)	Annual Expected Number Completed	Resources used during the period			
		CDBG	HOME	ESG	HOPWA
Acquisition of existing units		<input type="checkbox"/>	<input type="checkbox"/>		<input type="checkbox"/>
Production of new units	15	<input type="checkbox"/>	<input checked="" type="checkbox"/>		<input type="checkbox"/>
Rehabilitation of existing units	10	<input checked="" type="checkbox"/>	<input checked="" type="checkbox"/>	<input type="checkbox"/>	<input type="checkbox"/>
Rental Assistance		<input type="checkbox"/>	<input type="checkbox"/>		<input type="checkbox"/>
Total Sec. 215 Rental Goals	25	<input checked="" type="checkbox"/>	<input checked="" type="checkbox"/>	<input type="checkbox"/>	<input type="checkbox"/>
ANNUAL AFFORDABLE OWNER HOUSING GOALS (SEC. 215)					
Acquisition of existing units		<input type="checkbox"/>	<input type="checkbox"/>		
Production of new units	4	<input type="checkbox"/>	<input checked="" type="checkbox"/>		
Rehabilitation of existing units	20	<input checked="" type="checkbox"/>	<input checked="" type="checkbox"/>		
Homebuyer Assistance	22	<input type="checkbox"/>	<input checked="" type="checkbox"/>		<input type="checkbox"/>
Total Sec. 215 Owner Goals	46	<input checked="" type="checkbox"/>	<input checked="" type="checkbox"/>	<input type="checkbox"/>	<input type="checkbox"/>
ANNUAL AFFORDABLE HOUSING GOALS (SEC. 215)					
Homeless	6	<input checked="" type="checkbox"/>	<input checked="" type="checkbox"/>	<input type="checkbox"/>	<input type="checkbox"/>
Non-Homeless	46	<input checked="" type="checkbox"/>	<input checked="" type="checkbox"/>	<input type="checkbox"/>	<input type="checkbox"/>
Special Needs	6	<input checked="" type="checkbox"/>	<input checked="" type="checkbox"/>	<input type="checkbox"/>	<input type="checkbox"/>
Total Sec. 215 Affordable Housing	58	<input checked="" type="checkbox"/>	<input checked="" type="checkbox"/>	<input type="checkbox"/>	<input type="checkbox"/>
ANNUAL HOUSING GOALS					
Annual Rental Housing Goal	25	<input checked="" type="checkbox"/>	<input checked="" type="checkbox"/>	<input type="checkbox"/>	<input type="checkbox"/>
Annual Owner Housing Goal	46	<input checked="" type="checkbox"/>	<input checked="" type="checkbox"/>	<input type="checkbox"/>	<input type="checkbox"/>
Total Annual Housing Goal	71	<input checked="" type="checkbox"/>	<input checked="" type="checkbox"/>	<input type="checkbox"/>	<input type="checkbox"/>

For the purpose of identification of annual goals, an assisted household is one that will receive benefits through the investment of Federal funds, either alone or in conjunction with the investment of other public or private funds.

**New Specific
Objective**

Summary of Specific Annual Objectives

Specific Obj. #	Outcome/Objective Specific Annual Objectives	Sources of Funds	Performance Indicators	Year	Expected Number	Actual Number	Percent Completed
DH-1 Availability/Accessibility of Decent Housing							
DH-1 (3)	Specific Objective - 25 households and 14 people will have access to decent housing	Source of Funds #1 - HOME	Performance Indicator #1 - 14 people will have access to decent housing through shelters and special needs housing	2010	595	1888	317%
				2011	29		0%
		Source of Funds #2 - CDBG		2012	14		0%
				2013			#DIV/0!
		Source of Funds #3 -		2014			#DIV/0!
		MULTI-YEAR GOAL				1888	#DIV/0!
		Source of Funds #1	Performance Indicator #2 - decent housing will be available to 5 existing owner households through rehab	2010	25	259	1036%
				2011	5		0%
		Source of Funds #2		2012	5		0%
				2013			#DIV/0!
	Source of Funds #3	2014				#DIV/0!	
	MULTI-YEAR GOAL				259	#DIV/0!	
	Specific Annual Objective - Housing Preservation Homeowner 5 households (HOME); Housing Preservation Rental 10 households (HOME); Housing Production Owner 10 households (CDBG); PARC Curry Villa Rehab 14 people (CDBG)	Source of Funds #1	Performance Indicator #3 - decent housing will be available to 10 households through rental rehab/10 through owner production	2010	0	0	#DIV/0!
				2011	10		0%
		Source of Funds #2		2012	20		0%
				2013			#DIV/0!
		Source of Funds #3		2014			#DIV/0!
		MULTI-YEAR GOAL				0	#DIV/0!

**New Specific
Objective**

Summary of Specific Annual Objectives

Specific Obj. #	Outcome/Objective Specific Annual Objectives	Sources of Funds	Performance Indicators	Year	Expected Number	Actual Number	Percent Completed
DH-2 Affordability of Decent Housing							
DH-2 (3)	Specific Objective - 90 households will have access to decent housing	Source of Funds # 1 - HOME	Performance Indicator #1 - increased affordability of decent housing to 25 households through down payment assistance	2010	23	241	1048%
				2011	23		0%
		Source of Funds #2 - CDBG		2012	25		0%
				2013			#DIV/0!
		Source of Funds #3		2014			#DIV/0!
		MULTI-YEAR GOAL				241	#DIV/0!
		Source of Funds #1	Performance Indicator #2 - increased affordability of decent housing will be available to 15 existing owner households through rehab	2010	25	69	276%
				2011	15		0%
		Source of Funds #2		2012	15		0%
				2013			#DIV/0!
	Source of Funds #3	2014				#DIV/0!	
	MULTI-YEAR GOAL				69	#DIV/0!	
	Specific Annual Objective - Housing Opportunities 25 households (HOME); Housing Production Rental 15 households (HOME); Homeless Prevention households 50 households (ESG)	Source of Funds #1	Performance Indicator #3 - increased affordability of decent housing will be availbe to 50 households through rental assistance	2010	0		#DIV/0!
				2011	0		#DIV/0!
		Source of Funds #2		2012	50		0%
				2013			#DIV/0!
		Source of Funds #3		2014			#DIV/0!
		MULTI-YEAR GOAL				0	#DIV/0!

**New Specific
Objective**

Summary of Specific Annual Objectives

Specific Obj. #	Outcome/Objective Specific Annual Objectives	Sources of Funds	Performance Indicators	Year	Expected Number	Actual Number	Percent Completed
SL-1 Availability/Accessibility of Suitable Living Environment							
SL-1 (3)	Specific Objective - 1250 people will have access to services that create a suitable living environment	Source of Funds #1 - CDBG	Performance Indicator #1 - 1250 persons will have access to services that create a suitable living environment	2010	4,103	10,640	259%
				2011	1,800		0%
		Source of Funds #2 - ESG		2012	1,250		0%
				2013			#DIV/0!
		Source of Funds #3		2014			#DIV/0!
			MULTI-YEAR GOAL			10640	#DIV/0!
		Source of Funds #1	Performance Indicator #2	2010			#DIV/0!
				2011			#DIV/0!
	Specific Annual Objective - Omni Center Operations - 1250 people (CDBG); CoC Match Agency to be determined (CDBG)	Source of Funds #2		2012			#DIV/0!
				2013			#DIV/0!
		Source of Funds #3		2014			#DIV/0!
			MULTI-YEAR GOAL			0	#DIV/0!
		Source of Funds #1	Performance Indicator #3	2010			#DIV/0!
				2011			#DIV/0!
		Source of Funds #2		2012			#DIV/0!
				2013			#DIV/0!
		Source of Funds #3		2014			#DIV/0!
			MULTI-YEAR GOAL			0	#DIV/0!

**New Specific
Objective**

Summary of Specific Annual Objectives

Specific Obj. #	Outcome/Objective Specific Annual Objectives	Sources of Funds	Performance Indicators	Year	Expected Number	Actual Number	Percent Completed
SL-3 Sustainability of Suitable Living Environment							
SL-3 (3)	Specific Objective - 27,661 people; 2 housing units will have a sustainable living environment through infrastructure improvements and services	Source of Funds #1 - CDBG	Performance Indicator #1 - 27661 persons will have sustainable living environments through infrastructure and facility improvements	2010	14,616	3721	25%
				2011	54,160		0%
		Source of Funds #2		2012	27661		0%
				2013			#DIV/0!
		Source of Funds #3		2014			#DIV/0!
			MULTI-YEAR GOAL			3721	#DIV/0!
		Source of Funds #1	Performance Indicator #2 -	2010	87	239	275%
				2011	450		0%
		Source of Funds #2		2012	0		#DIV/0!
				2013			#DIV/0!
		Source of Funds #3		2014			#DIV/0!
			MULTI-YEAR GOAL			239	#DIV/0!
	Specific Annual Objective - Pinellas Park Sidewalks/Streetscape - 19781 people; Joes Creek 7800 people; Clearance and Demo - 2 housing units; UPARC Rehab - 80 people (All CDBG)	Source of Funds #1	Performance Indicator #3 - 2 housing units will have sustainable living environment through clearance and demolition	2010	0	0	#DIV/0!
				2011	2		0%
		Source of Funds #2		2012	2		0%
				2013			#DIV/0!
		Source of Funds #3		2014			#DIV/0!
			MULTI-YEAR GOAL			0	#DIV/0!