
Pinellas County, Florida Action Plan 2011-2012 FY



**PINELLAS COUNTY, FLORIDA CONSOLIDATED PLAN
FY 2011-2012 ACTION PLAN**

TABLE OF CONTENTS

SF 424

Action Plan

Executive Summary.....	1
Citizen Participation.....	5
Resources	7
Annual Objectives.....	8
Description of Activities.....	9
Geographic Distribution/Allocation Priorities	11
Annual Affordable Housing Goals	17
Public Housing.....	18
Homeless and Special Needs	19
Barriers to Affordable Housing.....	21
Other Actions	22
Obstacles	
Lead-Based Paint	
Institutional Structure	
Coordination	
Public Sector	

Program Specific Requirements.....	27
CDBG	
HOME	
HOPWA	

Other Narratives and Attachments	29
----------------------------------------	----

Maps

FY 2011-2012 Projects	32
Consortium Special Areas	33

Certifications

Project Description Tables

Needs Tables

Annual Housing Goals

Summary of Specific Annual Objective

APPLICATION FOR FEDERAL ASSISTANCE

Version 7/03

1. TYPE OF SUBMISSION: Application <input checked="" type="checkbox"/> Construction <input checked="" type="checkbox"/> Non-Construction		2. DATE SUBMITTED August 5, 2011		Applicant Identifier B-11-UC-12-0005	
		3. DATE RECEIVED BY STATE		State Application Identifier	
Pre-application <input type="checkbox"/> Construction <input type="checkbox"/> Non-Construction		4. DATE RECEIVED BY FEDERAL AGENCY		Federal Identifier	
5. APPLICANT INFORMATION					
Legal Name: Pinellas County Consortium			Organizational Unit: Department: Community Development		
Organizational DUNS: 055200216			Division: Compliance		
Address: Street: 600 Cleveland Street, Suite 800 City: Clearwater County: Pinellas State: Florida Zip Code: 33755 Country: US			Name and telephone number of person to be contacted on matters involving this application (give area code) Prefix: First Name: Anthony Middle Name: M Last Name: Jones Suffix: Email: ajones@pinellascounty.org		
6. EMPLOYER IDENTIFICATION NUMBER (EIN): 59-6000800			Phone Number (give area code) 727-464-8210		Fax Number (give area code) 727-464-8254
8. TYPE OF APPLICATION: <input checked="" type="checkbox"/> New <input type="checkbox"/> Continuation <input type="checkbox"/> Revision If Revision, enter appropriate letter(s) in box(es) (See back of form for description of letters.) Other (specify)			7. TYPE OF APPLICANT: (See back of form for Application Types) Pinellas County Consortium Other (specify)		
10. CATALOG OF FEDERAL DOMESTIC ASSISTANCE NUMBER: TITLE (Name of Program): Community Development Block Grant			9. NAME OF FEDERAL AGENCY: U.S. Department of Housing and Urban Development		
12. AREAS AFFECTED BY PROJECT (Cities, Counties, States, etc.): Urban County, including 20 cooperating cities			11. DESCRIPTIVE TITLE OF APPLICANT'S PROJECT: CDBG: acquisition, public facilities, and improvements, demolition and clearance, housing rehabilitation and public services		
13. PROPOSED PROJECT Start Date: 10/1/2011 Ending Date: 9/30/2012			14. CONGRESSIONAL DISTRICTS OF: a. Applicant 9 & 10 b. Project 9 & 10		
15. ESTIMATED FUNDING:			16. IS APPLICATION SUBJECT TO REVIEW BY STATE EXECUTIVE ORDER 12372 PROCESS?		
a. Federal	\$	2,676,384.00	a. Yes. <input type="checkbox"/> THIS PREAPPLICATION/APPLICATION WAS MADE AVAILABLE TO THE STATE EXECUTIVE ORDER 12372 PROCESS FOR REVIEW ON DATE:		
b. Applicant	\$.00	b. No. <input checked="" type="checkbox"/> PROGRAM IS NOT COVERED BY E. O. 12372		
c. State	\$.00	<input type="checkbox"/> OR PROGRAM HAS NOT BEEN SELECTED BY STATE FOR REVIEW		
d. Local	\$.00	17. IS THE APPLICANT DELINQUENT ON ANY FEDERAL DEBT?		
e. Other	\$.00	<input type="checkbox"/> Yes If "Yes" attach an explanation. <input checked="" type="checkbox"/> No		
f. Program Income	\$	100,000.00			
g. TOTAL	\$	2,776,384.00			
18. TO THE BEST OF MY KNOWLEDGE AND BELIEF, ALL DATA IN THIS APPLICATION/PREAPPLICATION ARE TRUE AND CORRECT. THE DOCUMENT HAS BEEN DULY AUTHORIZED BY THE GOVERNING BODY OF THE APPLICANT AND THE APPLICANT WILL COMPLY WITH THE ATTACHED ASSURANCES IF THE ASSISTANCE IS AWARDED.					
a. Authorized Representative					
Prefix		First Name Susan		Middle Name	
Last Name Latvala				Suffix	
b. Title Chair, Pinellas County Board of County Commissioners				c. Telephone Number (give area code) 727-464-3377	
d. Signature of Authorized Representative Susan Latvala				e. Date Signed 7/14/11	

Previous Edition Usable
Authorized for Local Reproduction

Standard Form 424 (Rev.9-2003)
Prescribed by OMB Circular A-102

ATTEST: KEN BURKE, CLERK

By: [Signature] Deputy Clerk

By: [Signature] Attorney

APPLICATION FOR FEDERAL ASSISTANCE

Version 7/03

1. TYPE OF SUBMISSION: Application <input checked="" type="checkbox"/> Construction <input checked="" type="checkbox"/> Non-Construction		2. DATE SUBMITTED August 5, 2011	Applicant Identifier M-11-DC-12-0217	
Pre-application <input type="checkbox"/> Construction <input type="checkbox"/> Non-Construction		3. DATE RECEIVED BY STATE	State Application Identifier	
		4. DATE RECEIVED BY FEDERAL AGENCY	Federal Identifier	
5. APPLICANT INFORMATION				
Legal Name: Pinellas County Consortium		Organizational Unit: Department: Community Development		
Organizational DUNS: 055200216		Division: Compliance		
Address: Street: 600 Cleveland Street, Suite 800		Name and telephone number of person to be contacted on matters involving this application (give area code) Prefix: First Name: Anthony		
City: Clearwater		Middle Name: M		
County: Pinellas		Last Name: Jones		
State: Florida		Suffix:		
Zip Code: 33755		Email: ajones@pinellascounty.org		
Country: US		Phone Number (give area code): 727-464-8210		
6. EMPLOYER IDENTIFICATION NUMBER (EIN): 59-6000800		Fax Number (give area code): 727-464-8254		
8. TYPE OF APPLICATION: <input checked="" type="checkbox"/> New <input type="checkbox"/> Continuation <input type="checkbox"/> Revision If Revision, enter appropriate letter(s) in box(es) (See back of form for description of letters.) Other (specify) <input type="checkbox"/> <input type="checkbox"/>		7. TYPE OF APPLICANT: (See back of form for Application Types) Pinellas County Consortium Other (specify)		
10. CATALOG OF FEDERAL DOMESTIC ASSISTANCE NUMBER: TITLE (Name of Program): HOME Investment Partnership Program		9. NAME OF FEDERAL AGENCY: U.S. Department of Housing and Urban Development		
12. AREAS AFFECTED BY PROJECT (Cities, Counties, States, etc.): Urban County and City of Largo		11. DESCRIPTIVE TITLE OF APPLICANT'S PROJECT: HOME: housing rehabilitation and construction, acquisition, direct homeownership assistance.		
13. PROPOSED PROJECT Start Date: 10/1/2011 Ending Date: 9/30/2012		14. CONGRESSIONAL DISTRICTS OF: a. Applicant 9 & 10 b. Project 9 & 10		
15. ESTIMATED FUNDING:		16. IS APPLICATION SUBJECT TO REVIEW BY STATE EXECUTIVE ORDER 12372 PROCESS?		
a. Federal	\$ 1,577,773	a. Yes. <input type="checkbox"/> THIS PREAPPLICATION/APPLICATION WAS MADE AVAILABLE TO THE STATE EXECUTIVE ORDER 12372 PROCESS FOR REVIEW ON DATE:		
b. Applicant	\$	b. No. <input checked="" type="checkbox"/> PROGRAM IS NOT COVERED BY E. O. 12372		
c. State	\$	<input type="checkbox"/> OR PROGRAM HAS NOT BEEN SELECTED BY STATE FOR REVIEW		
d. Local	\$	17. IS THE APPLICANT DELINQUENT ON ANY FEDERAL DEBT?		
e. Other	\$	<input type="checkbox"/> Yes If "Yes" attach an explanation. <input checked="" type="checkbox"/> No		
f. Program Income	\$ 338,000			
g. TOTAL	\$ 1,915,773			
18. TO THE BEST OF MY KNOWLEDGE AND BELIEF, ALL DATA IN THIS APPLICATION/PREAPPLICATION ARE TRUE AND CORRECT. THE DOCUMENT HAS BEEN DULY AUTHORIZED BY THE GOVERNING BODY OF THE APPLICANT AND THE APPLICANT WILL COMPLY WITH THE ATTACHED ASSURANCES IF THE ASSISTANCE IS AWARDED.				
a. Authorized Representative				
Prefix	First Name: Susan	Middle Name		
Last Name: Latvala			Suffix	
b. Title: Chair, Pinellas County Board of County Commissioners			c. Telephone Number (give area code): 727-464-3377	
d. Signature of Authorized Representative: Susan Latvala			e. Date Signed: 7/14/11	

Previous Edition Usable
Authorized for Local Reproduction

APPROVED AS TO FORM
OFFICE OF COUNTY ATTORNEY
By [Signature]
Attorney

Standard Form 424 (Rev.9-2003)
Prescribed by OMB Circular A-102
ATTEST: KEN BURKE, CLERK
By [Signature]
Deputy Clerk

APPLICATION FOR FEDERAL ASSISTANCE

Version 7/03

1. TYPE OF SUBMISSION: Application <input checked="" type="checkbox"/> Construction <input checked="" type="checkbox"/> Non-Construction		2. DATE SUBMITTED August 5, 2011	Applicant Identifier S-11-UC-12-0018	
Pre-application <input type="checkbox"/> Construction <input type="checkbox"/> Non-Construction		3. DATE RECEIVED BY STATE	State Application Identifier	
		4. DATE RECEIVED BY FEDERAL AGENCY	Federal Identifier	
5. APPLICANT INFORMATION				
Legal Name: Pinellas County Consortium		Organizational Unit: Department: Community Development		
Organizational DUNS: 055200216		Division: Compliance		
Address: Street: 600 Cleveland Street, Suite 800		Name and telephone number of person to be contacted on matters involving this application (give area code) Prefix: First Name: Anthony		
City: Clearwater		Middle Name M		
County: Pinellas		Last Name Jones		
State: Florida	Zip Code 33755	Suffix:		
Country: US		Email: ajones@pinellascounty.org		
6. EMPLOYER IDENTIFICATION NUMBER (EIN): 59-6000800		Phone Number (give area code) 727-464-8210		Fax Number (give area code) 727-464-8254
8. TYPE OF APPLICATION: <input checked="" type="checkbox"/> New <input type="checkbox"/> Continuation <input type="checkbox"/> Revision If Revision, enter appropriate letter(s) in box(es) (See back of form for description of letters.) Other (specify)		7. TYPE OF APPLICANT: (See back of form for Application Types) Pinellas County Consortium Other (specify)		
10. CATALOG OF FEDERAL DOMESTIC ASSISTANCE NUMBER: TITLE (Name of Program): Emergency Shelter Grant		9. NAME OF FEDERAL AGENCY: U.S. Department of Housing and Urban Development		
12. AREAS AFFECTED BY PROJECT (Cities, Counties, States, etc.): Urban County, City of Largo, City of Clearwater, City of St. Petersburg		11. DESCRIPTIVE TITLE OF APPLICANT'S PROJECT: ESG: operating costs, homeless facility rehabilitation, essential services, prevention of homelessness		
13. PROPOSED PROJECT Start Date: 10/1/2011 Ending Date: 9/30/2012		14. CONGRESSIONAL DISTRICTS OF: a. Applicant 9 & 10 b. Project 9 & 10		
15. ESTIMATED FUNDING: a. Federal \$ 130,522.00 b. Applicant \$.00 c. State \$.00 d. Local \$.00 e. Other \$.00 f. Program Income \$.00 g. TOTAL \$ 130,522.00		16. IS APPLICATION SUBJECT TO REVIEW BY STATE EXECUTIVE ORDER 12372 PROCESS? a. Yes. <input type="checkbox"/> THIS PREAPPLICATION/APPLICATION WAS MADE AVAILABLE TO THE STATE EXECUTIVE ORDER 12372 PROCESS FOR REVIEW ON DATE: b. No. <input checked="" type="checkbox"/> PROGRAM IS NOT COVERED BY E. O. 12372 <input type="checkbox"/> OR PROGRAM HAS NOT BEEN SELECTED BY STATE FOR REVIEW		
18. TO THE BEST OF MY KNOWLEDGE AND BELIEF, ALL DATA IN THIS APPLICATION/PREAPPLICATION ARE TRUE AND CORRECT. THE DOCUMENT HAS BEEN DULY AUTHORIZED BY THE GOVERNING BODY OF THE APPLICANT AND THE APPLICANT WILL COMPLY WITH THE ATTACHED ASSURANCES IF THE ASSISTANCE IS AWARDED.		17. IS THE APPLICANT DELINQUENT ON ANY FEDERAL DEBT? <input type="checkbox"/> Yes If "Yes" attach an explanation. <input checked="" type="checkbox"/> No		
a. Authorized Representative Prefix First Name Susan Middle Name				
Last Name Latvala Suffix				
b. Title Chair, Pinellas County Board of County Commissioners		c. Telephone Number (give area code) 727-464-3377		
d. Signature of Authorized Representative <i>Susan Latvala</i>		e. Date Signed 2/14/11		

Previous Edition Usable
Authorized for Local Reproduction

APPROVED AS TO FORM
OFFICE OF COUNTY ATTORNEY
By *[Signature]*
Attorney

ATTEST: KEN BURKE, CLERK
By: *[Signature]*
Deputy Clerk

Standard Form 424 (Rev.9-2003)
Prescribed by OMB Circular A-102



Annual Action Plan

The CPMP Annual Action Plan includes the SF 424 and Narrative Responses to Action Plan questions that CDBG, HOME, HOPWA, and ESG grantees must respond to each year in order to be compliant with the Consolidated Planning Regulations.

Narrative Responses

ACTION PLAN

Annual Action Plan includes the SF 424 and is due every year no less than 45 days prior to the start of the grantee's program year start date. HUD does not accept plans between August 15 and November 15.

Executive Summary 91.220(b)

1. The Executive Summary is required. Include the objectives and outcomes identified in the plan and an evaluation of past performance.

The Pinellas County Consortium is made up of the jurisdictions of Pinellas County, acting in its capacity as an Urban County, and the City of Largo. The Urban County consists of all unincorporated areas and the 20 municipalities participating in the County's program. The County is the lead entity for the Consortium. The Action Plan is the Consortium's annual application for HOME funds and Pinellas County's application for CDBG and ESG funds.

Total anticipated Federal funding is \$4,822,679, including program income. It is anticipated that again next year there will be no funding available from the State due to the reduction of State Housing Initiatives Partnership (SHIP) Program funding. Largo prepares and approves its own Action Plan for CDBG funding.

Currently for the program years 2010-2011, Pinellas County utilized CDBG funds for public infrastructure and facilities (39%), and public services (15%). For the 2011-2012 funding year, Pinellas County will continue to address the objectives of sustainability of a suitable living environment and increased accessibility to decent housing by improvement of public infrastructure and facilities in low- to moderate-income neighborhoods and in blighted areas.

The reduction of local and State funding has impacted the County's ability to meet the rehabilitation needs of the County; therefore, Pinellas County may decide to provide \$300,000 that will be used to create a revolving loan fund to be used for owner-occupied rehabilitation.

Pinellas County identified the following programs as a result of the needs identified in the five year strategic plan that was submitted to the U.S. Department of Housing and Urban Development (HUD). The activities being recommended in each of the programs have been evaluated for eligibility, readiness to proceed, leveraged funds, and capacity of the entity.

Category/Activity	National Objective	Performance Objective/ Outcome	Funding Source	Funding Amount
-------------------	--------------------	--------------------------------	----------------	----------------

Priority: Target Area Improvement Program

Concentrated investments will be provided in designated areas of special interest that will impact neighborhood stabilization and revitalization in order to achieve local objectives and desired outcomes.

Joe's Creek Greenway Park	Low/Mod Area	SL-3	CDBG	\$300,000
Omni Center Scoring Tower Rehabilitation	Low/Mod Area	SL-3	CDBG	\$23,000
Ridgecrest Daycare Center Demolition	Low/Mod Area	SL-3	CDBG	\$70,000
Dansville Street Lighting	Low/Mod Area	SL-3	CDBG	\$5,000
Dansville Phase IV	Low/Mod Area	SL-3	CDBG	\$300,000
Target Area Activity Delivery	Low/Mod Area	SL-3	CDBG	\$81,250
Target Area Improvement Program Subtotal				\$779,250

Priority: Public Facilities Program

Funding of new or existing facilities that provide services to meet the needs of low -and moderate-income or special needs populations. Some activities may be phased over multiple fiscal years and will be considered continuation projects.

Continuation Activities

Tarpon Springs R'Club Facility Rehabilitation	Low/Mod Clientele	SL-3	CDBG	\$73,000
Pinellas Park R'Club Facility Rehabilitation	Low/Mod Clientele	SL-3	CDBG	\$97,168

New Activities

PARC Burkett Villa Group Home Rehabilitation	Low/Mod Clientele	DH-1	CDBG	\$56,460
PARC Curry Villa Group Home Rehabilitation	Low/Mod Clientele	DH-1	CDBG	\$77,559
PEMHS Facility Rehabilitation	Low/Mod Clientele	SL-3	CDBG	\$30,180
Public Facilities Activity Delivery	Low/Mod Clientele	SL-3 & DH-1	CDBG	\$81,250
Public Facilities Program Subtotal				\$415,617

Alternate Activities

Operation Par Outdoor Enclosure Construction	Low/Mod Clientele	SL-3	CDBG	\$24,432
Religious Community Services Food Bank Walk-In Freezer	Low/Mod Clientele	SL-3	CDBG	\$36,000
WestCare Gulfcoast Mustard Seed Rehabilitation/Construction	Low/Mod Clientele	SL-3	CDBG	\$25,425
WestCare Gulfcoast Turning Point Rehabilitation/Construction	Low/Mod Clientele	SL-3	CDBG	\$54,945
Religious Community Services The Haven Facility Construction	Low/Mod Clientele	SL-3	CDBG	\$150,000

Category/Activity	National Objective	Performance Objective/ Outcome	Funding Source	Funding Amount
ALPHA House of Pinellas Facility Rehabilitation	Low/Mod Clientele	SL-3	CDBG	\$67,434
Gulf Coast Community Care Facility Rehabilitation	Low/Mod Clientele	SL-3	CDBG	\$29,495
Priority: Public Infrastructure Program				
Funding for projects that address the prevention and elimination of slum and blight within officially designated areas of interest or areas within the County where land may be cleared for future development.				
Demolition and Clearance	Slum/Blight Spot	SL-3	CDBG	\$20,000
Pinellas Park CRA Sidewalk and Streetscape Construction	Slum/Blight Area	SL-3	CDBG	\$150,000
Safety Harbor CRA Park Design and Construction	Slum/Blight Area	SL-3	CDBG	\$150,000
Public Infrastructure Activity Delivery	Slum/Blight Area	SL-3	CDBG	\$36,700
Public Infrastructure Program Subtotal				\$356,700
Priority: Public Services Program				
Funds will be provided, with a maximum 15% limitation, to provide salaries and operational services to entities that provide services to meet the needs of low- and moderate income families.				
Continuation Activities				
Continuum of Care Matching Funds for Homeless Needs	Low/Mod Clientele	SL-1	CDBG	\$140,000
Omni Center Operations	Low/Mod Area	SL-1	CDBG	\$275,000
Public Services Activity Delivery	LMC/LMA	SL-1	CDBG	\$20,500
Public Services Program Subtotal				\$435,500
Priority: Homeless and Homelessness Prevention Services Program				
Funding to provide short-term rental assistance to individuals or families who are homeless or at risk of homelessness, as well as housing relocation and stabilization services to stabilize individuals and families in their current housing or quickly re-house in other permanent housing. Additionally, funds will be provided for the renovation, major rehabilitation, conversion maintenance and operations and essential service salaries of emergency shelters.				
Rental Assistance	Low/Mod Clientele	DH-2	ESG	\$103,996
Homeless and Homelessness Prevention Activity Delivery	Low/Mod Clientele	DH-2	ESG	\$20,000
Homeless and Homelessness Prevention Services Program Subtotal				\$123,996
Alternate Activities				
RCS The Haven Essential Services Salaries	Low/Mod Clientele	SL-1	ESG	\$36,500
WestCare Gulfcoast Mustard Seed Operations	Low/Mod Clientele	SL-1	ESG	\$87,496
Disaster Rental Assistance	Low/Mod Clientele	DH-1	*TBD if needed	\$0

Category/Activity	National Objective	Performance Objective/ Outcome	Funding Source	Funding Amount
Priority: Housing Preservation Program				
Program facilitates the preservation of affordable homeowner and rental units through rehabilitation and/or acquisition. Applications are provided on a first come, first serve basis and funding selections are based on eligibility of households served and financial feasibility. Private funds available through local lending institutions may be leveraged by Federal funds.				
City of Largo Single Family Rehabilitation Program	Low/Mod Housing	DH-1	HOME	\$142,419
Housing Preservation Program	Low/Mod Housing	DH-1	HOME	\$500,000
Housing Preservation Activity Delivery	Low/Mod Housing	DH-1	HOME	\$16,666
Housing Preservation Program Subtotal				\$659,085
Priority: Housing Production Program				
Program facilitates the construction of single-family and multifamily affordable housing units. Applications are provided on a first come, first serve basis and funding selections are based on eligibility of households served and financial feasibility. Private funds available through local lending institutions may be leveraged by Federal funds. Includes CHDO set-aside funding requirements.				
Housing Production Program	Low/Mod Housing	DH-1	HOME	\$536,666
Housing Production Activity Delivery	Low/Mod Housing	DH-1	HOME	\$16,667
Housing Production Program Subtotal				\$553,333
Priority: Homeownership Promotion Program				
Program facilitates housing education and maintenance through counseling services and provides financial assistance to home buyers in the form of down payment and closing costs.				
City of Largo Down Payment Assistance Program	Low/Mod Housing	DH-2	HOME	\$50,000
Down Payment Assistance Programs	Low/Mod Housing	DH-2	HOME	\$385,000
Homeownership Assistance Activity Delivery	Low/Mod Housing	DH-2	HOME	\$16,667
HOME Homeownership Promotion Program Subtotal				\$451,667
Housing Services	Low/Mod Housing	DH-1	SHIP	\$175,000
Homeownership Assistance Activity Delivery	Low/Mod Housing	DH-1	SHIP	\$0
SHIP Homeownership Promotion Program Subtotal				\$175,000
Priority: Administration				
General program planning costs related to the administration of the CDBG, HOME and ESG Grants.				
CDBG Administration	Administration	N/A	CDBG	\$535,277
CDBG Administration (from PI)	Administration	N/A	CDBG	\$20,000
HOME Administration	Administration	N/A	HOME	\$157,777

Category/Activity	National Objective	Performance Objective/ Outcome	Funding Source	Funding Amount
HOME Administration (from PI)	Administration	N/A	HOME	\$33,800
ESG Administration	Administration	N/A	ESG	\$6,526
Administration Subtotal				\$753,380
Contingency				
Funds have been reserved for construction cost overruns and additional funding for emergency assistance, if needed.				
CDBG Contingency	Low/Mod	N/A	CDBG	\$234,040
HOME Contingency	Low/Mod	N/A	HOME	\$60,111
Contingency Subtotal				\$294,148
CDBG Total				\$2,776,384
HOME Total				\$1,915,773
ESG Total				\$130,522
SHIP Total				\$175,000

Performance Objective/Outcome:

DH-1: Decent Housing/Availability-Accessibility

DH-2: Decent Housing/Affordability

SL-1: Suitable Living Environment/Availability-Accessibility

SL-3: Suitable Living Environment/Sustainability

Citizen Participation 91.220(b)

2. Provide a summary of the citizen participation and consultation process (including efforts to broaden public participation in the development of the plan).

Pinellas County Community Development is responsible for the preparation and implementation of the Consortium's Consolidated Strategic Plan and specific goals identified in the Annual Action Plan. Pinellas County Community Development developed the Plan in consultation with a wide range of public and private entities, including governmental and non-profit organizations that are knowledgeable regarding the needs of the low- and moderate-income residents of the Consortium and the County as a whole.

This process included holding public hearings early in the planning process to identify and prioritize the needs of Pinellas County over the next five years. In addition, a public hearing was conducted on January 13, 2011 to solicit input of the priorities and needs of Pinellas County to include in the Annual Action Plan. It also provided an opportunity to summarize the accomplishments and an overview of existing programs completed over the past year. The following outreach was completed throughout the County to solicit input and included:

- **Solicitation** of input through direct mailings to existing partners and organizations in the community to encourage participation in identifying housing needs and needs of the homeless and special populations and in the development of the Plan.

- **Neighborhood-based Citizen Committees** in areas targeted for comprehensive revitalization activities under Federal grant programs. These committees advise on needs and activities relative to their community. Additionally, Community Development is represented on the Low Income Housing Network and its Committees that has representation from a variety of housing advocates and local nonprofits.
- **Coordination** with the local Housing Authorities within the jurisdiction to solicit information related to the Authorities' developments and surrounding communities, as well as the Authorities' future development plans.

3. Provide a summary of citizen comments or views on the plan.

On January 13, 2011, the County held a public meeting to report on the past performance of Community Development programs and to seek input on the future focus priority needs over the next year. Many of the organizations in attendance focused on the need for additional affordable units, preservation of existing units and additional resources for operating and supportive services.

Boley Centers, Inc. identified the need to prioritize the preservation and development of housing to meet the needs of the extremely low income, those at or below 30% AMI; homeless issues continue to be a major concern as the homeless population continues to grow.

Lori Sandonato, Homes for Independence – Abilities expressed the need for rental units that are affordable to extremely low income populations. Her comments included the need to continue funding home repair programs for the elderly so that our elderly population can age in place. Our elderly population needs handicap access to homes as they continue to age.

Joe DiDomenico, Caring and Sharing Center for Independent Living commented that 23.9% of the population is disabled and that our elderly baby boomers are aging into disability. There continues to be a significant demand for upgrading existing housing to meet the needs of this population.

Kathleen Russell with Pinellas Opportunity Council submitted written comments to the Department, identifying the need to provide the 85 and over population with services such as house cleaning, meals, etc. in order for them to remain in their homes.

The draft Annual Action Plan was made available for viewing on April 15, 2011 and ended May 15, 2011. Notices of availability were advertised in the St. Petersburg Times, posted on the Pinellas County Community Development website, and County electronic bulletin boards.

No comments were received during the 30-day comment period.

4. Provide a written explanation of comments not accepted and the reasons why these comments were not accepted.

No comments were received during the 30-day comment period.

Resources 91.220(c)(1)) and (c)(2)

5. Identify the federal, state, and local resources (including program income) the jurisdiction expects to receive to address the needs identified in the plan. Federal resources should include Section 8 funds made available to the jurisdiction, Low-Income Housing Tax Credits, and competitive McKinney-Vento Homeless Assistance Act funds expected to be available to address priority needs and specific objectives identified in the strategic plan.

	Continuum of Care SuperNOFA Grants (Administered through Pinellas County Coalition for the Homeless)
\$2,676,384	CDBG Entitlement (Community Development Block Grant)
100,000	CDBG Program Income
1,577,773	HOME Entitlement (HOME Investment Partnership Program)
338,000	HOME Program Income and Recapture
<u>130,522</u>	ESG Entitlement (Emergency Shelter Grant)
\$4,822,679	Federal Funds Total
-0-	SHIP Entitlement (State Housing Initiatives Partnership)
<u>450,000</u>	SHIP Program Income
\$450,000	State Funds Total

Approximately 7,200 vouchers are administered by the Pinellas County Housing Authority.

6. Explain how federal funds will leverage resources from private and non-federal public sources.

The State of Florida provides local entitlement jurisdictions with funds for housing under the State Housing Initiatives Partnership (SHIP) Program. The State requires that 65% of the allocation be expended on homeownership activities and 75% be expended on rehabilitation or construction activities.

Although the anticipated allocation for the County for FY 2011-2012 has been eliminated due to the State's budget crisis, the program income that has been generated from past allocations will continue to be utilized for addressing the affordable housing needs of Pinellas County. The projected program income from SHIP for FY 2011-2012 is \$450,000. These funds will be used for homeowner rehabilitation activities, down payment assistance, and housing services.

Private funds available through local lending institutions will be leveraged by Federal funds in the rehabilitation and homebuyers assistance programs. The Homebuyers Club will leverage private money from individuals and families saving for down payments and closing costs, and will also leverage private lender's funds for the purchase of homes. Investor and private lending institution funds will be used to leverage Federal funds to accomplish both new construction and preservation of existing units.

Annual Objectives 91.220(c)(3)

**If not using the CPMP Tool: Complete and submit Table 3A.*

**If using the CPMP Tool: Complete and submit the Summary of Specific Annual Objectives Worksheets or Summaries.xls*

Goals and objectives to be carried out during the action plan period are indicated by placing a check in the following boxes.

<input checked="" type="checkbox"/>	Objective Category Decent Housing Which includes:	<input checked="" type="checkbox"/>	Objective Category: Suitable Living Environment Which includes:	<input checked="" type="checkbox"/>	Objective Category: Expanded Economic Opportunities Which includes:
<input checked="" type="checkbox"/>	assisting homeless persons obtain affordable housing	<input checked="" type="checkbox"/>	improving the safety and livability of neighborhoods	<input type="checkbox"/>	job creation and retention
<input checked="" type="checkbox"/>	assisting persons at risk of becoming homeless	<input checked="" type="checkbox"/>	eliminating blighting influences and the deterioration of property and facilities	<input type="checkbox"/>	establishment, stabilization and expansion of small business (including micro-businesses)
<input checked="" type="checkbox"/>	retaining the affordable housing stock	<input checked="" type="checkbox"/>	increasing the access to quality public and private facilities	<input type="checkbox"/>	the provision of public services concerned with employment
<input checked="" type="checkbox"/>	increasing the availability of affordable permanent housing in standard condition to low-income and moderate-income families, particularly to members of disadvantaged minorities without discrimination on the basis of race, color, religion, sex, national origin, familial status, or disability	<input type="checkbox"/>	reducing the isolation of income groups within areas through spatial deconcentration of housing opportunities for lower income persons and the revitalization of deteriorating neighborhoods	<input type="checkbox"/>	the provision of jobs to low-income persons living in areas affected by those programs and activities under programs covered by the plan
<input checked="" type="checkbox"/>	increasing the supply of supportive housing which includes structural features and services to enable persons with special needs (including persons with HIV/AIDS) to live in dignity and independence	<input type="checkbox"/>	restoring and preserving properties of special historic, architectural, or aesthetic value	<input checked="" type="checkbox"/>	availability of mortgage financing for low income persons at reasonable rates using non-discriminatory lending practices
<input checked="" type="checkbox"/>	providing affordable housing that is accessible to job opportunities	<input type="checkbox"/>	conserving energy resources and use of renewable energy sources	<input checked="" type="checkbox"/>	access to capital and credit for development activities that promote the long-term economic social viability of the community

7. Provide a summary of specific objectives that will be addressed during the program year.

For the 2011-2012 funding year, Pinellas County will address the objectives of sustainability of a suitable living environment and increased accessibility to decent housing by improvement of public infrastructure and facilities in low- to moderate-income neighborhoods and in blighted areas. Approximately 15% of the funds will target public facilities and infrastructure to address needs within our slum and blighted areas.

The objective of accessibility to services that will result in a suitable living environment will be met by committing 15% of the CDBG funds to public services. This will include providing matching funds to the Super NOFA applications through the Continuum of Care and providing funds to the YMCA in the Greater Ridgcrest Area for operation of the Omni Center.

Approximately 45% of the regular CDBG funding allocation will be committed to infrastructure improvements to further the goals within our revitalization areas.

During the last reported program year, Pinellas County assisted 248 households (owner and renter) with rehabilitation, down payment assistance, and production of housing with both Federal and Local funds. Over 1,470 households were assisted with housing services, both education and foreclosure prevention. Pinellas County will continue to support the objectives of increased accessibility/availability of decent housing by committing HOME and CDBG funds for preservation (rehabilitation and acquisition) and production of housing units (both owner occupied and rental), and increased opportunities for homeownership through down payment assistance.

During the last reported program year, Pinellas County assisted 3,722 people utilizing its ESG funds to provide rehabilitation and operating funds to emergency shelters. To meet the Homeless Emergency Assistance and Rapid Transition to Housing (HEARTH) Act requirements for rapid re-housing, Pinellas County will use ESG funding to support homelessness prevention and rapid re-housing assistance programs. Should HEARTH regulations not be published prior to the fiscal year, Pinellas County will use ESG funding to continue to support the objective of availability of a suitable living environment by funding two alternate activities: Religious Community Services (RCS) for essential service salaries at The Haven and WestCare Gulfcoast FL for operations of Mustard Seed Inn.

Pinellas County's antipoverty strategy, in coordination with the above priorities and objectives, will continue to be to provide technical assistance and financial support to the programs already in existence. The end goal is to transition families to independent living, and to provide safe neighborhoods and decent housing.

Approximately 78% of CDBG funds are allocated to projects that principally benefit low- and moderate-income persons.

Description of Activities 91.220(d) and (e)

**If not using the CPMP Tool: Complete and submit Table 3C*

**If using the CPMP Tool: Complete and submit the Projects Worksheets and the Summaries Table.*

8. Provide a summary of the eligible programs or activities that will take place during the program year to address the priority needs and specific objectives identified in the strategic plan.

Describe the outcome measures for activities in accordance with Federal Register Notice dated March 7, 2006, i.e., general objective category (decent housing, suitable living environment, economic opportunity) and general outcome category (availability/accessibility, affordability, sustainability).

SL-1 Availability/Accessibility and Suitable Living Environment

CD Objective #1 - Provide operating funds to the YMCA of the Suncoast to provide recreational programming, youth development and social responsibility, health initiatives and family services that will serve approximately 1,200 persons. \$275,000 CDBG

Homeless Objective #6 – Provide operating funds to fill gaps in the Pinellas Continuum of Care for the homeless and to respond to urgent community needs. Agency to be determined. \$140,000 CDBG

SL-3 Sustainability and Suitable Living Environment

CD Objective #2 - Environmental site assessments, site acquisition, earthwork, debris and soil removal, grading and construction activities associated with the implementation of engineering and institutional controls required for the continuation of phased redevelopment efforts, including engineering site work for the Dansville Redevelopment Area that serves approximately 334 persons - \$300,000 CDBG

CD Objective #5 - Construction of streetscape and sidewalks within the Pinellas Park Community Redevelopment Area that will serve approximately 19,781 persons. \$150,000 CDBG

CD Objective #5 - Design and construction of a neighborhood park within the Community Redevelopment Area of Safety Harbor to serve approximately 17,500 persons. \$150,000 CDBG

CD Objective #5 - Demolition and clearance of approximately two deteriorated structures and vacant developable land. \$20,000 CDBG

CD Objective #6 – R'Club Child Care Center – Provide funding for the second phase of rehabilitation of the facility in Tarpon Springs that will serve approximately 68 households. \$73,000 CDBG

CD Objective #6 – R'Club Child Care Center – Provide funding for the second phase of rehabilitation of the facility in Pinellas Park that will serve approximately 48 households. \$97,168 CDBG

Special Needs Objective #2 – Personal Enrichment through Mental Health Services – Provide funding for rehabilitation of the Crisis Stabilization Unit that will serve approximately 4,390 persons with a mental disability. \$175,000 CDBG

DH-1 Availability/Accessibility and Decent Housing

Special Needs Objective #2 – Pinellas Association for Retarded Children - Provide funding for the rehabilitation of Burkett Villa Group Home that will serve approximately 14 persons with disabilities. \$56,460 CDBG

Special Needs Objective #2 – Pinellas Association for Retarded Children - Provide funding for the rehabilitation of the Curry Villa Group Home that will serve approximately 14 persons with disabilities. \$77,559 CDBG

Housing Objective #7 – Provide funding for credit counseling and homeownership training assistance to 500 perspective low-income homebuyers. \$175,000 SHIP

DH-2 Affordability and Decent Housing

Housing Objective #5 - Provide funding for down payment/closing cost assistance and low-rate mortgages to 25 low- and moderate-income homebuyers. \$435,000 HOME

DH-1 Availability/Accessibility and Decent Housing & DH-2 Affordability and Decent Housing

Housing Objective #2 & 3 – Provide funding for preservation of 20 affordable homeowner and rental units through acquisition and/or rehabilitation. \$642,419 HOME

Housing Objective #2 & 3 – Provide funding for acquisition and/or construction of 25 affordable homeowner and rental units. \$536,677 HOME

Geographic Distribution/Allocation Priorities 91.220(d) and (f)

9. Describe the geographic areas of the jurisdiction (including areas of low income families and/or racial/minority concentration) in which assistance will be directed during the next year. Where appropriate, the jurisdiction should estimate the percentage of funds the jurisdiction plans to dedicate to target areas.

Redevelopment and revitalization funds will continue to be directed to County targeted areas and provide support for redevelopment activities in cooperating cities. All areas are either principally low/moderate income as determined through HUD generated Low and Moderate Income Summary Data or slum/blight areas as designated by the local government.

As shown on the map on page 13 of this Plan, displayed are those neighborhoods within the Consortium where more than 51% of the residents had incomes below 80% of the Tampa-Clearwater-St. Petersburg Metropolitan Statistical Area's (MSA) median family income in 2009.

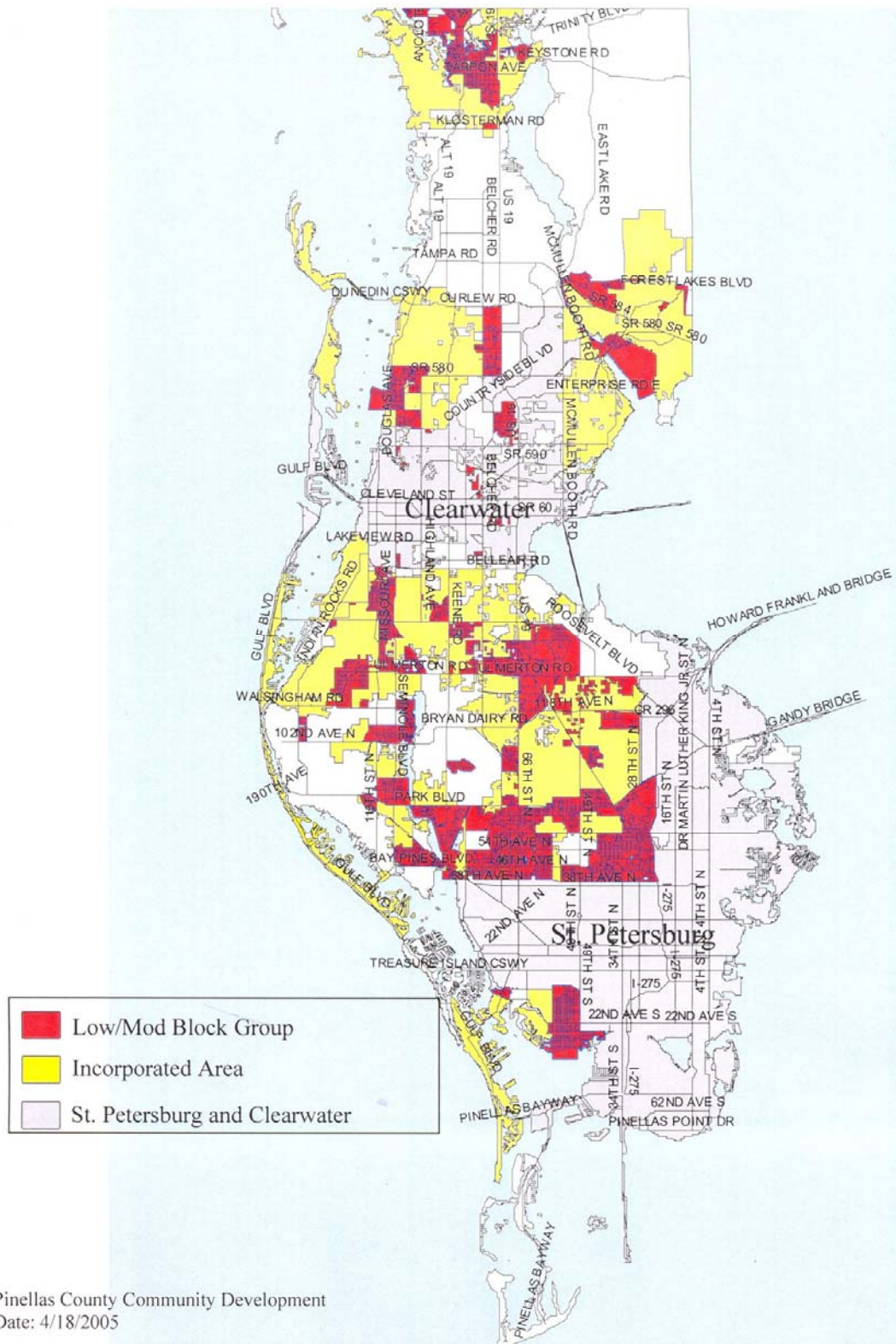
Also displayed are those neighborhoods where African-Americans and Hispanics are found within the Consortium. The locations of the Consortium's Neighborhood Revitalization Areas and State designated Community Revitalization Areas are provided in the map on page 32.

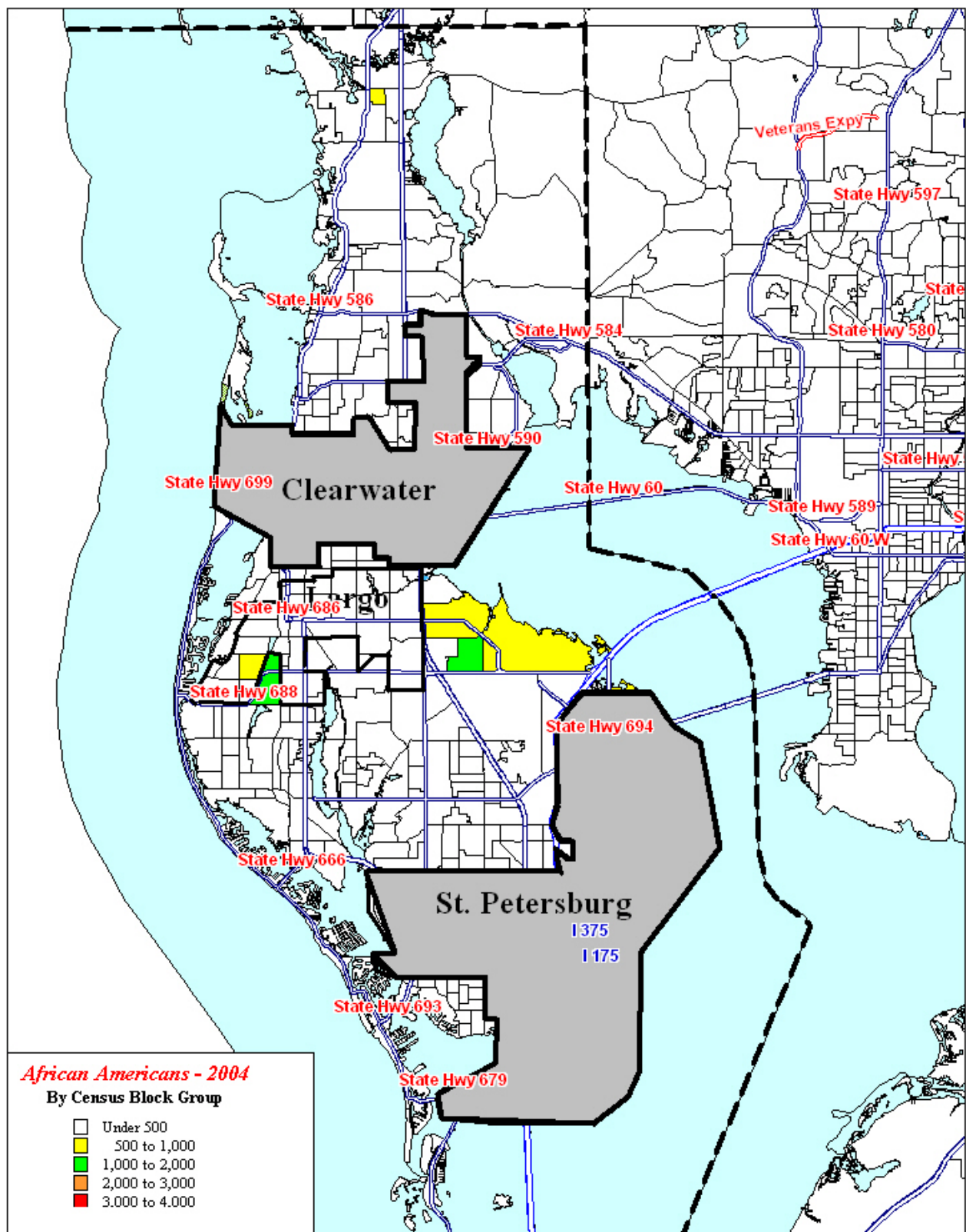
Housing programs are available throughout the Urban County, with a focus on areas with a concentration of older housing, as well as on special targeted areas. The Department encourages mixed-income developments. For activities involving homeless or special needs, the emphasis continues to be cooperation with other entitlement communities in the County to ensure that those in need within all areas of the County are served (while ensuring that the project sponsor or sub-grantee is serving Urban County residents).

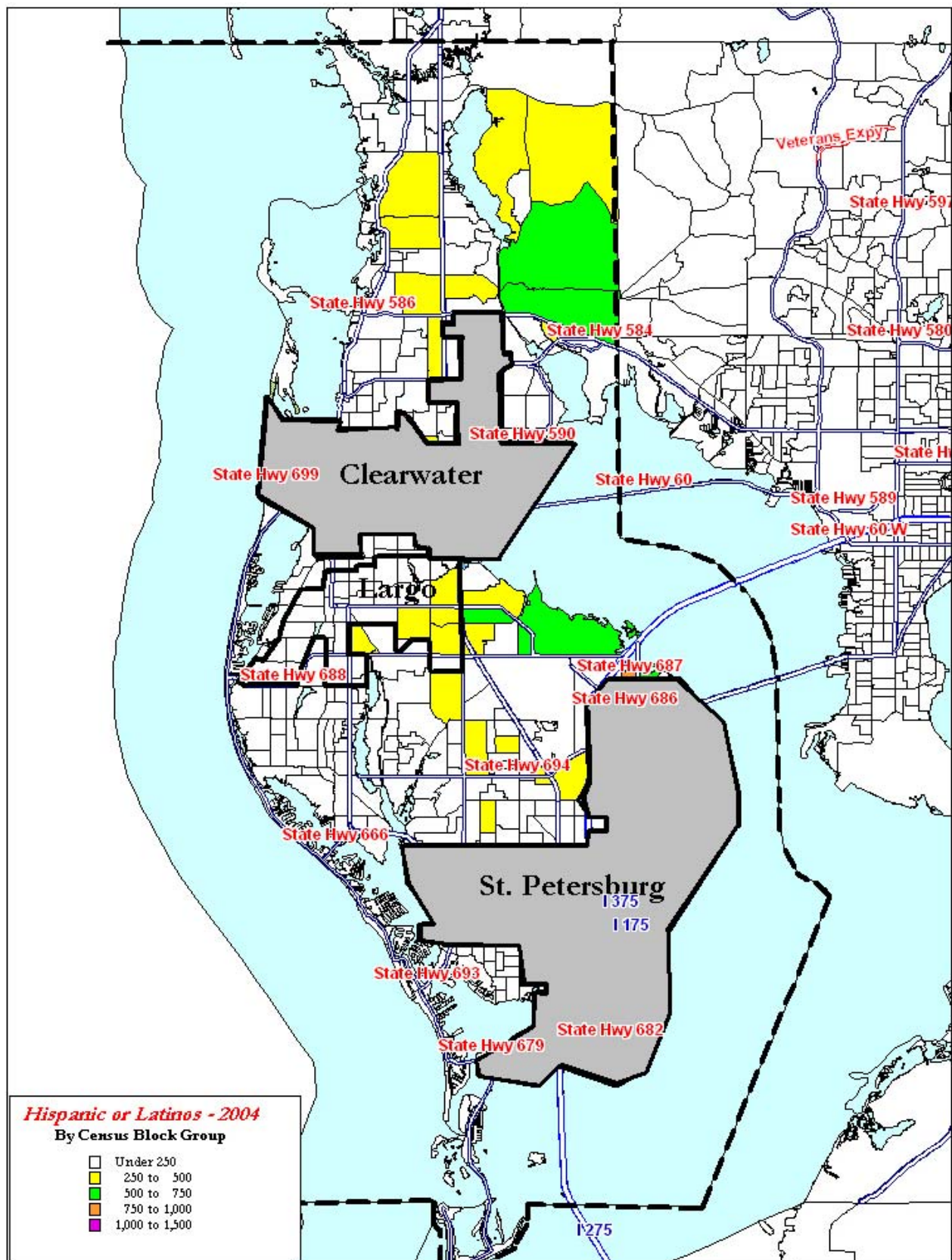
Low- and moderate-income concentrations are defined as those census tracts with median incomes at or below 80% of the median family income for Pinellas County. Census tracts meeting the definition of low- and moderate-income concentration are shown on the map located on page 13.

Census Tract	% Low Mod	Target Area/ Minority Area
024503	60	High Point - 33% Minority
024601	56	
024602	62	
024700	62	Central Lealman – 12.5% Minority
025001	60	
025106	57	
025111	53	
025115	54	
NRA		Dansville and Greater Ridgecrest – 84% minority
NRA		Dansville and Greater Ridgecrest – 84% minority
025305	56	
025601	52	
025602	66	
026904	52	
026905	51	
027101	61	
027401	61	
027402	53	Union Academy – 24% minority
028300	56	
028401	52	
028402	59	
028500	55	

Pinellas County Low/Mod Block Groups







Our Targeted Neighborhood Revitalization strategy areas where we will continue to focus on addressing the needs are listed below.

Neighborhood Revitalization Strategy Areas		
	Census Tract	Block Group
Dansville Neighborhood Revitalization Area	00252.07	2 and 3
Greater Ridgecrest Neighborhood Revitalization Area	00252.07	2
	00253.01	1 and 2
Local Targeted Areas		
Central Lealman Target Area	00247.00	1, 2, 3, 4, and 5

10. Describe the reasons for the allocation priorities, the rationale for allocating investments geographically within the jurisdiction (or within the EMSA for HOPWA) during the next year, and identify any obstacles to addressing underserved needs.

Geographical Allocation of Funds

Pinellas County allocates investments geographically within its jurisdiction by utilizing a target area concept. This target area concept does not preclude the possibility that there will be projects selected that may operate county-wide, or otherwise outside of one of the identified target areas.

Target areas are established by meeting at least one of the following criteria:

1. At least 51% of the households in the area must have incomes at 80% or less of the HUD Median Family Income (MFI) for the Tampa-St. Petersburg MSA, adjusted by household size, or
2. There must be a substantial number of deteriorating or dilapidated buildings or infrastructure needs throughout the area, or
3. Generally, the current conditions of a target area meet the slums and blight definition of a State of Florida designated Community Redevelopment Area (CRA), as defined in the Florida Statutes, Chapter 163, Part III, the "Act".

The list of Pinellas County CRAs within the Consortium includes the Gulfport, Tarpon Springs Oldsmar, Safety Harbor, Dunedin, and Pinellas Park CRA's. Each CRA was established pursuant to the criteria established in F.S.; Chapter 163 with extensive analysis of existing conditions, studies completed utilizing census data, along with local databases such as comprehensive plans, redevelopment implementation plans, capital improvement plans, and consultations with City and County personnel.

The Consortium will continue to allocate its housing funds throughout the Consortium. ESG funding will be allocated to projects located outside the City of St. Petersburg. Both the City of Largo and Pinellas County (Urban County) will allocate their Community Development Block Grant (CDBG) funds within their respective low-income/redevelopment areas. They may also contribute a proportionate share to homeless and special needs projects outside the municipality boundaries.

Some of the obstacles to meeting underserved needs are as follows:

1. The overall economic climate of the country and local government tax cuts mandated by the State of Florida, have constrained local government finances. This reduction

of funding also impacts the ability of non-profit agencies to meet underserved needs of the population.

2. Local governmental policies, such as building codes, subdivision standards, and impact fees, are enacted to protect and further the general welfare of the public. However, a complex regulatory environment can have the unintended effect of creating barriers to housing affordability by increasing per unit costs associated with housing development.
3. The supply of rental housing in the Consortium, affordable to extremely low-, low- and moderate- and middle-income families, has not kept pace with the increase in population in recent years. Even though the rental market is experiencing a higher vacancy rate than in the recent past, rents have not decreased to a level affordable for low- and very low- income families.
4. Florida is one of the leading states impacted with foreclosures and it has affected the rental housing within Pinellas County. Several multi-family developments have been either foreclosed or are in the foreclosure process. Fortunately, Pinellas County was able to utilize Neighborhood Stabilization Program (NSP) funding to preserve affordable rental units. For example, funding was provided to the Pinellas County Housing Authority to purchase Norton Apartments, a 48-unit development that was in the foreclosure process. The development had 100% project based assistance available for tenants. There have also been a larger percentage of families transitioning to rental as a result of foreclosure and it has been difficult for them to secure housing. One of the barriers for these families is the inability to qualify for the housing due to credit issues.

Annual Affordable Housing Goals 91.220(g)

**If not using the CPMP Tool: Complete and submit Table 3B Annual Housing Completion Goals.*

**If using the CPMP Tool: Complete and submit the Table 3B Annual Housing Completion Goals.*

11. Describe the one-year goals for the number of homeless, non-homeless, and special-needs households to be provided affordable housing using funds made available to the jurisdiction and one-year goals for the number of households to be provided affordable housing through activities that provide rental assistance, production of new units, rehabilitation of existing units, or acquisition of existing units using funds made available to the jurisdiction. The term affordable housing shall be defined in 24 CFR 92.252 for rental housing and 24 CFR 92.254 for homeownership.

Providing access to affordable housing for all residents continues to be a high priority for Pinellas County. Affordable housing will be provided through the use of CDBG and HOME funds. Priorities include the acquisition, construction and/or rehabilitation of new and/or existing owner, rental, homeless and special needs housing and down payment and closing cost assistance for low- and moderate-income households.

In 2011-2012, providing affordable housing to homeless and non-homeless households will be specifically addressed by:

- Providing down payment/closing cost assistance and low-rate mortgages to 22 low- and moderate-income homebuyers using HOME funds.

Providing affordable housing to households through the production of new units and the acquisition or rehabilitation of existing units will be specifically addressed by:

- Preserving the existing housing stock by rehabilitating/modernizing/replacing 10 units of housing owned by low- and moderate-income owner households using HOME and CDBG funds.
- Acquiring and/or rehabilitating 10 units in rental complexes throughout the Consortium for mixed-income affordable rental housing using HOME and CDBG funds.

Approximately \$1.7 million of CDBG and HOME funds will be used for single-family and multi-family residential rehabilitation and construction, down-payment assistance, and purchase and rehabilitation for home buyers. In addition, approximately \$4.5 million from the Neighborhood Stabilization Program (NSP3) awarded to Pinellas County in 2011 will target the acquisition and reconstruction of foreclosed or abandoned properties within the County.

The State of Florida provides local entitlement jurisdictions with funds for housing under the State Housing Initiatives Partnership (SHIP) Program. The State requires that 65% of the allocation be expended on homeownership activities and 75% be expended on rehabilitation or construction activities. The anticipated allocation for the County for FY 2011-2012 has been eliminated due to the State's budget crisis. The only State funding from this program for FY 2011-2012 is the projected income of \$450,000. These funds will be used for homeowner rehabilitation activities, down payment assistance, and housing services.

Private funds available through local lending institutions will be leveraged by Federal funds in the rehabilitation and homebuyers assistance programs. The Homebuyers Club will leverage private money from individuals and families saving for down payments and closing costs, and will also leverage private lender's money in the purchase of homes. In new construction projects, investor and private lending institutions' funds will be leveraged by Federal funds. Federal funds will also leverage the use of private homeowner and investor-owner funds to accomplish rehabilitation.

Federal housing funds leverage local resources such as donated homes and land, relief from certain impact fees and regulations, as well as encourage private investment from developers and lending institutions.

Public Housing 91.220(h)

11. Describe the manner in which the plan of the jurisdiction will help address the needs of public housing and activities it will undertake during the next year to encourage public housing residents to become more involved in management and participate in homeownership.

Public Housing Authorities in Florida are created as independent organizations under Florida Statutes. Thus, the County interfaces with the local housing authorities on activities as requested by them, and the County has contributed toward safe and sound public housing, as well as the provision of recreational and other social accommodations. The County's policy, however, is not to substitute CDBG funds for funds that are available to the Housing Authority through other Federal programs.

Pinellas County Community Development provided funding from the Neighborhood Stabilization Program to preserve 48 units of affordable housing that had project based rental assistance for all 48 units. Funds will be utilized to provide additional resources for preservation of existing units or acquisition of new units through the on-going housing application process and funding will be based on financial feasibility. Ongoing communication with the Pinellas County Housing Authority and the Tarpon Springs Housing Authority will continue in order to identify opportunities to further address preservation of existing affordable housing units.

12. If the public housing agency is designated as "troubled" by HUD or otherwise is performing poorly, the jurisdiction shall describe the manner in which it will provide financial or other assistance in improving its operations to remove such designation during the next year.

Not applicable.

Homeless and Special Needs 91.220(i)

13. Describe, briefly, the jurisdiction's plan for the investment and use of available resources and describe the specific planned action steps it will take over the next year aimed at eliminating chronic homelessness.

The Consortium is a member of the Pinellas County Homeless Coalition through the County's Health and Human Services Department. The lead agency for the Coalition is the Pinellas County Coalition for the Homeless and they have prepared the County's Continuum of Care. The Homeless Leadership Network, made up of elected officials and community leaders, drafted *Opening Doors of Opportunity: A 10-Year Plan to End Homelessness in Pinellas County*, to establish the groundwork for guiding Pinellas County in their efforts to end homelessness.

The Consortium supports the Coalition and the Homeless Leadership Network and the priorities established in this plan match those of the Continuum of Care and the 10-Year Plan to End Homelessness.

The Continuum of Care Strategic Planning objectives include:

- Creation of new permanent housing beds for chronically homeless through conversion of transitional housing beds to permanent supportive housing.
- Increase the percentage of homeless persons that are successful in staying in permanent housing over six months.
- Increase the percentage of persons employed at program exit to a success rate of 20 percent.
- Decrease the number of homeless households with children.
- Facilitate access to essential services needed to obtain mainstream services.

The County also provides funding through its Social Action Funding Program, for operating expenses and services for emergency shelters for the homeless.

The following objectives will be addressed in the 2011-2012 Action Plan in accordance with our 2011-2015 Consolidated Plan:

To meet the Homeless Emergency Assistance and Rapid Transition to Housing (HEARTH) Act requirements for rapid re-housing, Pinellas County will use ESG funding to support homelessness prevention and rapid re-housing assistance programs. Additionally, Pinellas County will use CDBG funding to provide support to the Continuum of Care in the form of matching funds for the CoC SuperNOFA application.

Homeless #6: *Support activities to fill gaps in the Continuum of Care for the homeless and to respond to urgent community needs identified by specialized service agencies.* The Pinellas County Coalition for the Homeless, the lead agency of the Continuum of Care has requested consideration of providing matching funds for the CoC Super NOFA application. Pinellas County will be providing \$125,000 to support the services provided by Directions.

Should HEARTH regulations not be published prior to the fiscal year, Pinellas County will use ESG funding to continue to support the objective of availability of a suitable living environment by funding two alternate activities: Religious Community Services (RCS) for operation of The Haven and WestCare Gulfcoast FL for salaries and operations of Mustard Seed Inn.

Homeless #4: - Alternates - *Provide funding for operating expenses and/or facility rehabilitation to ensure the continued operation of five homeless facilities.* Pinellas County coordinates with the lead agency of the Continuum of Care. After review of the needs identified, RCS - The Haven and Westcare Gulfcoast FL – Mustard Seed have been selected as alternates for ESG funding.

14. Describe specific action steps to address the needs of persons that are not homeless identified in accordance with 91.215(e).

Prioritization of special needs housing and supportive services is generally determined by assessing the needs of the most vulnerable, at-risk populations for those populations, making first priority those who are with extremely low-, low- and moderate-incomes who are most cost-burdened with their housing. The longer people can live independently in their own homes and avoid the risk of becoming homeless or institutionalized is better for both quality of life and cost savings for all.

The primary types of supportive services required to prevent homelessness and/or institutionalization for special needs populations include nutrition services, day care, personal care assistance with the activities of daily living, homemaker assistance, transportation, and home maintenance. Housing assistance may include home repairs and structural changes to ensure accessibility for the mobility-impaired, (e.g., ramps, stair lifts, widened doorways, grab bars, etc.).

The County will continue to provide funding support to agencies that provide both housing and supportive services for the most vulnerable, at-risk populations making first priority those who are extremely low-, low- and moderate-income who are most cost-burdened with their housing.

In FY2011-12, funding will be provided to address:

Special Needs Objective #2 – Rehabilitation of existing facilities: *Rehabilitate/ upgrade 2 facilities to serve persons with special needs.* Rehabilitation of two existing facilities that provide child care, rehabilitation of two group homes that serve special needs populations.

15. Homelessness Prevention—Describe planned action steps over the next year to address the individual and families with children at imminent risk of becoming homeless.

Homeless prevention activities planned for 2011-2012 include information outreach (affordable housing and rights), pre-purchase and post-purchase counseling, housing services, and eviction/foreclosure prevention. The County is the recipient of Homelessness Prevention/Rapid Re-housing funds that is being administered by Community Development. This program is providing short term rental assistance and security/utility payments for families that are at risk of becoming homeless or to house families that are currently homeless.

Community Development will continue to monitor the availability of additional Homelessness Prevention/Rapid Re-housing funds as a result of the HEARTH Act and will access those funds, as well as other Federal funds that may become available to address homeless and homeless prevention activities. Pinellas County will coordinate these activities with other jurisdictions within the County to ensure that eligible recipients are not moving needlessly in order to access the funding.

Barriers to Affordable Housing 91.220(j)

16. Describe the actions that will take place during the next year to remove barriers to affordable housing.

Several factors exist that impede the development of affordable housing in Pinellas County. Government review processes prolong development timelines resulting in increased per unit housing development costs. Impact fees, charged to defray the cost of constructing and maintaining water, sewer and transportation systems, can increase the costs of single and multifamily developments approximately 4 to 5%. Zoning and Land Use Codes can restrict unit density, impacting the supply of affordable housing. These policies, although enacted to protect general public welfare, hinder the development of affordable housing.

Pinellas County established an Affordable Housing Incentive Program to provide private sector builders and developers with regulatory and financial incentives to produce affordable housing. The State of Florida statutorily requires Pinellas County and the City of Largo (as recipients of the State's SHIP Affordable Housing funds) to conduct internal regulatory reduction reviews and maintain a Committee to review all new ordinances for their impact on affordable housing. The Community Housing Workgroup 2.0 is made up of eleven members representing various groups involved in the planning and implementation of affordable housing. The Committee has completed the review of established policies and procedures, ordinances, land development regulations, and the adopted comprehensive plan.

The most significant barrier continues to be the lack of financial resources that was provided through our State funded SHIP Program. This program provided additional leverage for creating and preserving affordable housing. Pinellas County has gone from an annual allocation of approximately \$4.4 million for affordable housing to approximately \$450,000 that is the result of program income. This is a significant barrier to meeting the affordable housing needs of the County.

Other Actions 91.220(k)

17. Describe the actions that will take place during the next year to address obstacles to meeting underserved needs, foster and maintain affordable housing, evaluate and reduce the number of housing units containing lead-based paint hazards, reduce the number of poverty-level families, develop institutional structure, enhance coordination between public and private agencies (see 91.215(a), (b), (i), (j), (k), and (l)).

Obstacles 91.215(b)

The largest obstacle that Pinellas County faces is the reduction of State and local funding for affordable housing. The County continues to lose affordable housing units as affordability requirements expire; however, the limited funding that is available restricts our ability to respond to saving the units. There continues to be a need for affordable housing within the Consortium. The County will continue to work with non-profits to identify additional funding for purchase and purchase/rehabilitation of existing affordable units.

Pinellas County also has limited land available to create additional affordable units within the Consortium. The established Community Land Trust has provided for longer term affordability requirements for properties within the County. Currently there are 258 units that have been placed in the Land Trust.

Lead-based Paint 91.215 (i)

The Pinellas County Health Department is the local lead agency for addressing lead poisoning in the community and works to identify lead-based paint hazards. The Pinellas County Health Department works closely with the state to collect data and also relies on grant funding to develop strategies to provide targeted blood lead screenings to high risk children. Grants received from the Center for Disease Control and Prevention allowed the Department to routinely perform lead screenings and investigations and provide educational materials to the public. The expiration of the grant funding and current budgetary constraints has limited the Department's lead screening and case management activities, but the agency responds to all confirmed cases of lead poisoning as determined by local pediatricians and health care facilities throughout Pinellas County. A team of specialist performs inspections and risk assessments at no charge for families with children having elevated blood levels and family day care homes. Residential lead evaluations were free of charge, but now are performed for an established fee. Going forward, more public and private funding efforts will be necessary to expand lead based programs and initiatives.

Pinellas County Community Development follows procedures as specified in applicable regulations and, specifically, those detailed in Title X of the Housing and Community Development Act of 1992. The Department and its representatives provide all required notifications to owners and occupants when there is evidence of defective paint surfaces of pre-1978 properties that are being identified as affordable housing projects. Any defective paint conditions found are included in the scope of work and treatment provided to the defective areas. No children under 6 years of age have been found to have identified Environmental Intervention Blood Lead Level (EIBLL) condition; however, interior chewable surfaces are treated as necessary. All Department policies and procedures meet the concepts and requirements of Title X. A department staff member, certified as a Risk Assessor, orders and reviews paint inspections, risk assessments and clearance testing of suspect properties done by licensed testing professionals. Utilization of trained and certified lead professionals assure that lead hazard control work is done safely and effectively.

Recent budget difficulties have limited some of the activities and outreach efforts to expand screening programs and health investigations. The Agency still performs lead inspections when a confirmed case of lead poisoning has been identified. An analysis conducted as a result of lead activity investigations conducted by the Pinellas County Health Department from 2005-2009 reported 125 new cases of lead poisoning. The majority of those cases occurred in the cities of St. Petersburg and Clearwater. This represents a 7% decline in new cases from the previous years of 2000-2004, where 134 cases of lead poisoning were identified.

Antipoverty Strategy 91.215 (j)

While the County lacks the resources to directly elevate the incomes of poverty-level persons, it can, and does, to the extent allowed by the level of funding and economic conditions (housing market, job opportunity rate, health care systems, the willingness of the target populations to utilize the preferred assistance, etc.) act to reduce the housing costs and fund services that could assist individuals to stabilize their lives and increase their job skills and marketability.

By funding the maximum number of programs possible with the available resources, the County assists many agency programs that contribute to the reduction of the number of persons living below the poverty level.

Institutional Structure 91.215 (k)

Non-profit agencies receiving CDBG, HOME, and ESG funding will primarily carry out the activities established in the Consolidated Plan in conjunction with the Pinellas County Community Development Department. A host of other public and private organizations contribute to this effort through the provision of financial and organizational resources that are coordinated with the CDBG, HOME, and ESG funding for projects.

These include neighborhood associations, the Housing Finance Authority of Pinellas, the Pinellas Planning Council, the Metropolitan Planning Organization, Pinellas County Health Department, Pinellas County Homeless Coalition, Pinellas County Sheriff's Office, the Shimberg Center for Affordable Housing, University of South Florida, the Pinellas County Departments of Planning, Health and Human Services, Justice and Consumer Services, Building, Development and Review Services, Environmental Management, Economic Development, Public Works, and various other non-profit, faith-based and community-based service providers and advocates.

The Community Development Department is partially supported with Community Development Block Grant (CDBG) funds as well as the Federal HOME Investment Partnership (HOME), and Emergency Shelter Grants (ESG) programs. Community Development is charged with executing the County's housing and community development programs. The County's housing and community development programs are integrated with those of the Housing Finance Authority of Pinellas and the Pinellas County Consolidated Plan.

The Pinellas County Housing Authority (PCHA) and the Tarpon Springs Housing Authority develop and maintain public housing within the Consortium with a five-member board of commissioners governing each Authority. The County has no direct ability to exercise any oversight responsibility. Pinellas County and the Housing Authorities do work closely to address the housing needs of the community, such as providing financing for preservation of existing affordable housing units.

Coordination 91.215 (I)

The Consolidated Plan outlines in more detail the specific areas that each of the following entities provides valuable services to the County. Community Development will continue to coordinate and incorporate the services of these entities to enhance and meet the needs of our citizens. Effective implementation of the Consolidated Plan involves a variety of agencies both in the community and in the County. Coordination and collaboration between agencies is important to ensuring that the needs in the community are addressed. The key agencies that are involved in the implementation of the Plan as well as additional resources that may be available are described below.

The Health and Human Services Coordinating Council for Pinellas County (HHSCC) was established in June of 2006 through an inter-local agreement between the Pinellas County Board of County Commissioners (BCC) and the Juvenile Welfare Board Children's Services Council of Pinellas County (JWB). The mission of the HHSCC is to work with funding agencies and providers across the community to develop a human service system for citizens that provide seamless, high-quality care based on the best use of available resources. The four Leadership Networks are: Homeless, Health and Behavioral Health, Low-Income Housing and Disaster Recovery. Leadership Networks have the broadest representation of stakeholders; however, their focus centers on a particular outcome area. They provide the grass-roots perspective and are instrumental in planning and advocacy for their cause.

Public Sector

Pinellas County Community Development Department

The County's Community Development Department is responsible for the administration of the County's community development programs, including some of the local programs that assist target income residents as well as serves as both the lead agency for CDBG funds for Pinellas County and for HOME funds for Pinellas County and the Urban County. The Department includes the planning, urban and program divisions, which have varying responsibility for managing and implementation of the County's affordable housing programs, including the Consolidated Plan and related documents.

Other Pinellas County departments are also involved in providing services including Justice and Consumer Services, Building, Development and Review Services, Parks, Economic Development, and Public Works, which is responsible for infrastructure improvements.

Pinellas County - Department of Health and Human Services

Pinellas County's Department of Health and Human Services operates the welfare programs for the County. Human Services offers the following services to County residents:

- Dental Assistance
- Energy Assistance for Seniors
- Emergency Financial Assistance
- Family Homelessness Prevention (FHP) Program
- Financial Assistance/Living Assistance
- Funeral Care
- Medical Home (A One-Stop Health Center)
- Mobile Medical Unit
- Prescription Assistance
- Veterans Services

Pinellas County - Department of Health

The Pinellas County Department of Health offers a variety of services and programs to County residents, including:

- Child Care Licensing
- Childhood Lead Poisoning
- Dental Health Clinic
- Environmental Engineering
- Environmental Health & Preparedness
- Epidemiology Program
- Family Planning
- Florida Breast & Cervical Cancer Early Detection Program
- Florida KidCare
- Healthy Start/Healthy Families
- Health Information Management
- Hepatitis Program
- HIV/AIDS Program
- Immunizations, Shots, Foreign Travel
- Injury & Violence Prevention
- Men's Services
- Minority Health
- Needle Disposal Program
- Office of Chronic Disease Prevention
- Refugee Health
- Sexually Transmitted Disease Clinic
- School Health Services
- Teen Services
- Tobacco Prevention
- Tuberculosis Clinic
- Women, Infants & Children (WIC) & Nutrition
- Women's Health

Housing Finance Authority (HFA) of Pinellas County

The Housing Finance Authority of Pinellas County (HFA) is an agency that assists families and individuals in Pinellas County with homeownership opportunities and increasing the number of affordable rental units that are available to our residents. The HFA's mission is to assure that financing for affordable housing remains available to the residents of Pinellas County. The organization was created by the Board of County Commissioners in 1982 and has issued over \$1 Billion in bonds. The HFA has also provided funding for the development of affordable multi-family housing for residents who desire rental opportunities.

Pinellas County (PCHA) & Tarpon Springs (TSHA) Housing Authorities

As Housing Authorities, PCHA and TSHA administer the Housing Choice (Section 8) Voucher Program and the Family Self-Sufficiency Program. Pinellas County Housing Authority and the Tarpon Springs Housing Authority have also been successful in preserving existing affordable housing units within the County.

State Agencies

Supportive services in Pinellas County are provided by the Department of Family and Children's Services, the Health Department, Agency for Persons with Disabilities, Department of Elder Affairs, Department of Veterans' Affairs, Department of Juvenile Justice, and the Agency for Workforce Innovation. The funding for these agencies is inadequate for the needs they are expected to meet in Pinellas County.

Non-Profit Agencies

There are a host of non-profit agencies that service target income households within the Consortium as well as the County as a whole; they include:

- Pinellas County Coalition for the Homeless
- High Point Neighborhood Family Center
- Lealman and Asian Neighborhood Family Center
- Greater Ridgecrest YMCA
- Caring and Sharing Center for Independent Living, Inc. (CASCIL)
- Clearwater Neighborhood Housing Services (CNHS)
- Homes for Independence (HFI)
- Tampa Bay Community Development Corporation (TBCDC)
- Homebuyer Club of Tampa Bay
- Habitat for Humanity of Pinellas County, Inc.
- Local Community Housing Corporation (LCHC)
- UNO Federation Community Services, Inc.
- Pinellas County Police Athletic League (PAL)
- Boley Centers, Inc.
- Catholic Charities of the Diocese of St. Petersburg
- Community Action Stops Abuse (CASA)
- Religious Community Services, Inc. (RCS)
- Gulfcoast Jewish Family Services
- Operation PAR, Inc.
- Dream Center
- Suncoast Center
- Juvenile Welfare Board (JWB)
- Directions for Mental Health
- Family Resources, Inc.

Local Government Entities

A coordinated effort is necessary to facilitate service provision to varying groups throughout Pinellas County especially in light of the current economic challenges. As members of our Consortium, our Cooperating Cities will be instrumental in accomplishing the goals and activities set forth in the Consolidated Plan.

Private Sector

The private sector is an important collaborator in the services and programs associated with the Consolidated Plan. The private sector brings additional resources and expertise that can be used to supplement existing services or fill gaps in the system. Lenders, affordable housing developers, business and economic development organizations, and private service providers offer a variety of assistance to residents such as health care, small business assistance, home loan programs, and assisted housing, among others.

The County is committed to continuing its participation and coordination with Federal, State, municipal and local agencies, as well as with the private and non-profit sector, to serve the needs of target income individuals and families in the community. In particular, the County will continue to work in close coordination with County departments regarding infrastructure improvements and the provision of services.

18. Describe the actions to coordinate its housing strategy with local and regional transportation planning strategies to ensure to the extent practicable that residents of affordable housing have access to public transportation.

The Pinellas County Metropolitan Planning Organization's Long Range Transportation Plan (LRTP) serves as a guide for making decisions regarding the future of Pinellas County's transportation system through the year 2035. The LRTP outlines goals and objectives, as well as an integrated system plan for all major modes of transportation including automobile travel, public transportation, bicycling, walking and flight. Providing for a safe and energy efficient transportation system is a theme that runs throughout the plan. Promoting "multimodal" and "intermodal" transportation strategies, as well as "livable community" concepts are a main focus of the 2035 Plan.

The goals, objectives and policies of the LRTP provide the framework for guiding decision making and the implementation of MPO plans and programs. The planned transportation improvements detailed in the plan are prioritized to meet the goal, which is to *"provide for a safe, secure and energy efficient "multi-modal" and "intermodal" transportation system that serve the transportation needs of Pinellas County while enhancing the quality of life for its citizens.* This goal also supports housing strategies identified in the Consolidated Plan as well as sets the stage for residents of public housing to have access to public transportation.

PROGRAM SPECIFIC REQUIREMENTS

CDBG 91.220(I)(1)

1. Identify program income expected to be received during the program year, including:
 - amount expected to be generated by and deposited to revolving loan funds; **Not applicable**
 - total amount expected to be received from each new float-funded activity included in this plan; **Not applicable** and
 - amount expected to be received during the current program year from a float-funded activity described in a prior statement or plan. **Not applicable**
2. Program income received in the preceding program year that has not been included in a statement or plan. **Not applicable**
3. Proceeds from Section 108 loan guarantees that will be used during the year to address the priority needs and specific objectives identified in its strategic plan.
4. Surplus funds from any urban renewal settlement for community development and housing activities. **Not applicable**
5. Any grant funds returned to the line of credit for which the planned use has not been included in a prior statement or plan. **Not applicable**
6. Income from float-funded activities. **Not applicable**
7. Urgent need activities, only if the jurisdiction certifies. **Not applicable**
8. Estimated amount of CDBG funds that will be used for activities that benefit persons of low- and moderate income.

It is anticipated that funding of applications for FY 2011-12 will result in an estimated 75% benefit to persons of low- and moderate-income.

HOME 91.220(I)(1)

1. Describe other forms of investment. (See Section 92.205)

If grantee (PJ) plans to use HOME funds for homebuyers, did they state the guidelines of resale or recapture, as required in 92.254.

In accordance with 24 CFR Part 92.254, the jurisdiction will recapture the entire amount of the HOME subsidy to the homebuyer. In order to facilitate the recapture of funds, the homebuyer will be required to execute a mortgage that will be recorded as a lien against the property. This will assure that the property is not sold or transferred without the jurisdiction's knowledge. In the event of foreclosure or disaster, the jurisdiction will attempt to recover any proceeds that are available to recapture the HOME investment. In instances where net proceeds are not sufficient to recapture the entire HOME investment, recapture of all available proceeds shall be deemed to satisfy the recapture requirements of 24 CFR Part 92.254.

All recaptured funds will be used to carry out HOME-eligible activities in accordance with the requirements of 24 CFR Part 92. If funds are recaptured during the period of affordability, the recaptured funds will be used for other eligible projects in accordance with the HOME regulations. If funds are recaptured after the period of affordability has expired, the recaptured funds will be returned to the HOME Trust Fund to be used for eligible HOME or ADDI activities.

CHDO Set Aside: A minimum of 15% of HOME funds will be committed to CHDO projects. These projects may be financed through our Housing Preservation or Housing Production programs. The CHDO may purchase property and construct or rehabilitate units that it continues to own and manage, or the CHDO may serve as a developer who produces units for eligible homebuyers.

2. If grantee (PJ) plans to use HOME funds to refinance existing debt secured by multifamily housing that is being rehabilitated with HOME funds, state its refinancing guidelines required under 24 CFR 92.206(b). **Not Applicable**
3. Resale Provisions -- For homeownership activities, describe its resale or recapture guidelines that ensure the affordability of units acquired with HOME funds? See 24 CFR 92.254(a)(4).

The periods of affordability for HOME-assisted homebuyer projects are described at 24 CFR 92.254(a)(4). HOME-assisted homebuyer housing must meet the affordability requirements for not less than the applicable period specified by HOME regulations, after project completion.

4. HOME Tenant-Based Rental Assistance -- Describe the local market conditions that led to the use of a HOME funds for tenant based rental assistance program.

If the tenant based rental assistance program is targeted to or provides a preference for a special needs group, that group must be identified in the Consolidated Plan as having an unmet need and show the preference is needed to narrow the gap in benefits and services received by this population. **Not Applicable**

5. If a participating jurisdiction intends to use forms of investment other than those described in 24 CFR 92.205(b), describe these forms of investment. **Not applicable**

6. Describe the policy and procedures it will follow to affirmatively market housing containing five or more HOME-assisted units.

Pinellas County has procedures for monitoring projects that contain five or more HOME-assisted units. These procedures include the owner completing the HUD Affirmative Marketing Plan Form that describes their outreach efforts. This is required to be updated by the owners every five years and submitted to Community Development. On an on-going basis throughout the affordability period, this information is verified as part of the monitoring oversight.

7. Describe actions taken to establish and oversee a minority outreach program within its jurisdiction to ensure inclusion, to the maximum extent possible, of minority and women, and entities owned by minorities and women, including without limitation, real estate firms, construction firms, appraisal firms, management firms, financial institutions, investment banking firms, underwriters, accountants, and providers of legal services, in all contracts, entered into by the participating jurisdiction with such persons or entities, public and private, in order to facilitate the activities of the participating jurisdiction to provide affordable housing under the HOME program or any other Federal housing law applicable to such jurisdiction.

Pinellas County is committed to providing equal opportunity for minority business enterprises and women's business enterprises. A list of businesses that meet the criteria has been established for construction. In addition, this information is tracked and reported twice per year.

8. If a jurisdiction intends to use HOME funds to refinance existing debt secured by multifamily housing that is rehabilitated with HOME funds, state its financing guidelines required under 24 CFR 92.206(b). **Not applicable**

HOPWA 91.220(I)(3)

1. One year goals for the number of households to be provided housing through the use of HOPWA activities for: short-term rent, mortgage, and utility assistance to prevent homelessness of the individual or family, tenant-based rental assistance, units provided in housing facilities that are being developed, leased, or operated. **Not applicable**

OTHER NARRATIVES AND ATTACHMENTS

Include any action plan information that was not covered by a narrative in any other section. If optional tables are not used, provide comparable information that is required by consolidated plan regulations.

1. Float Funded Activities: Many activities carried out through the CDBG program, particularly large construction activities, do not require immediate expenditure of the full amount of funds awarded for the activity. There may be a lag of several months, up to as long as 2 to 3 years, from the time the funding is awarded until the final draw down is completed. CDBG regulations allow communities to utilize that "float" in order to fund other CDBG-eligible activities. The Pinellas County Consortium may periodically grant float loans to maximize the effectiveness of CDBG funds in the community. Typically, float loans are used for bridge financing for acquisition, new construction, or

rehabilitation activities. Loans may be provided under the following circumstances and must meet all the requirements of 24 CFR 570.301:

- The float-funded activity must be individually listed and described in an Action Plan. Since no specific float-funded activity has been identified in this Action Plan, should such an activity be identified during the 2008-2009 program year, an amendment will be made to this Action Plan.
 - The float-funded activity must meet all the requirements that apply to CDBG-assisted activities generally.
 - The expected time period between obligation of assistance for a float-funded activity and receipt of program income sufficient to recover the full amount of the float loan may not exceed 2.5 years.
 - There is a clearly identified plan for repayment of the float loan in case of default or failure to produce sufficient income in a timely manner.
2. Section 108 Loan Guarantee Program: The HUD 108 Loan Program allows communities to borrow funds for CDBG-eligible activities. (The funds are not part of Consolidated Plan resources.) HUD sponsors the sale of debentures to the private financial market to raise capital for the loans. Funds can be borrowed by a community to pay for CDBG eligible expenditures, or to enable a grantee to make fully amortized loans to private entities undertaking CDBG-eligible activities. The community is held responsible for repaying the HUD 108 Loan funds and must pledge its future CDBG allocations as security for the Loan Guarantee. Projects funded in this manner must benefit low and moderate-income persons or aid in the elimination or prevention of slums or blight, or meet urgent needs of the community and must be a high priority community development project for which there are no other sources of funding available but which will result in exceptional community benefits. The project must show clear evidence that sufficient cash flow will be generated to cover the debt service on the loan so that future CDBG funds do not have to pay for debt service.

Examples of eligible uses of the Section 108 Loan Guarantee Program are: Economic development activities eligible under CDBG, acquisition of real property, rehabilitation of publicly owned real property, housing rehabilitation eligible under CDBG, construction, reconstruction or installation of public facilities (including street, sidewalk, and other site improvements), related relocation, clearance and site improvements, payment of interest on the guaranteed loan and issuance costs of public offerings, and debt service reserves.

The Pinellas County Consortium may periodically make application to the U.S. Department of Housing and Urban Development for a Section 108 Loan Guarantee. The Section 108 Program has been included in the Consolidated Plan and our Annual Action plan so that if opportunities are presented, the Department can access the program. Should a project be identified for which the Consortium wishes to apply for a Section 108 Loan Guarantee, the citizen participation requirements will be met according to the guidelines.

3. Timeliness of Spending. HUD has certain timeliness guidelines for expenditures of grant funds. Projects must, therefore, be considered on a readiness basis. Alternate projects have been identified in this Action Plan to take the place of projects that cannot be completed in a timely manner. Funds allocated to various housing programs may also be reassigned to other housing programs on an as-needed basis. These actions will not require an amendment to this Action Plan.

Pinellas County FY 2011-2012 Projects

R'Club Child Care Center
Rehabilitation

TARPON
SPRINGS

CRYSTAL
BEACH

OZONA

DUNEDIN

CLEARWATER

BELLEAIR

Greater Ridgecrest
Daycare Demolition

GRA Branch YMCA
Operations/Rehab

Greater Ridgecrest Area

Dansville Target Area

Lealman

Joes Creek
Greenway Park
Improvements

LARGO

PINELLAS
PARK

GULFPORT

EAST
LAKE

OLDSMAR

SAFETY
HARBOR

High Point

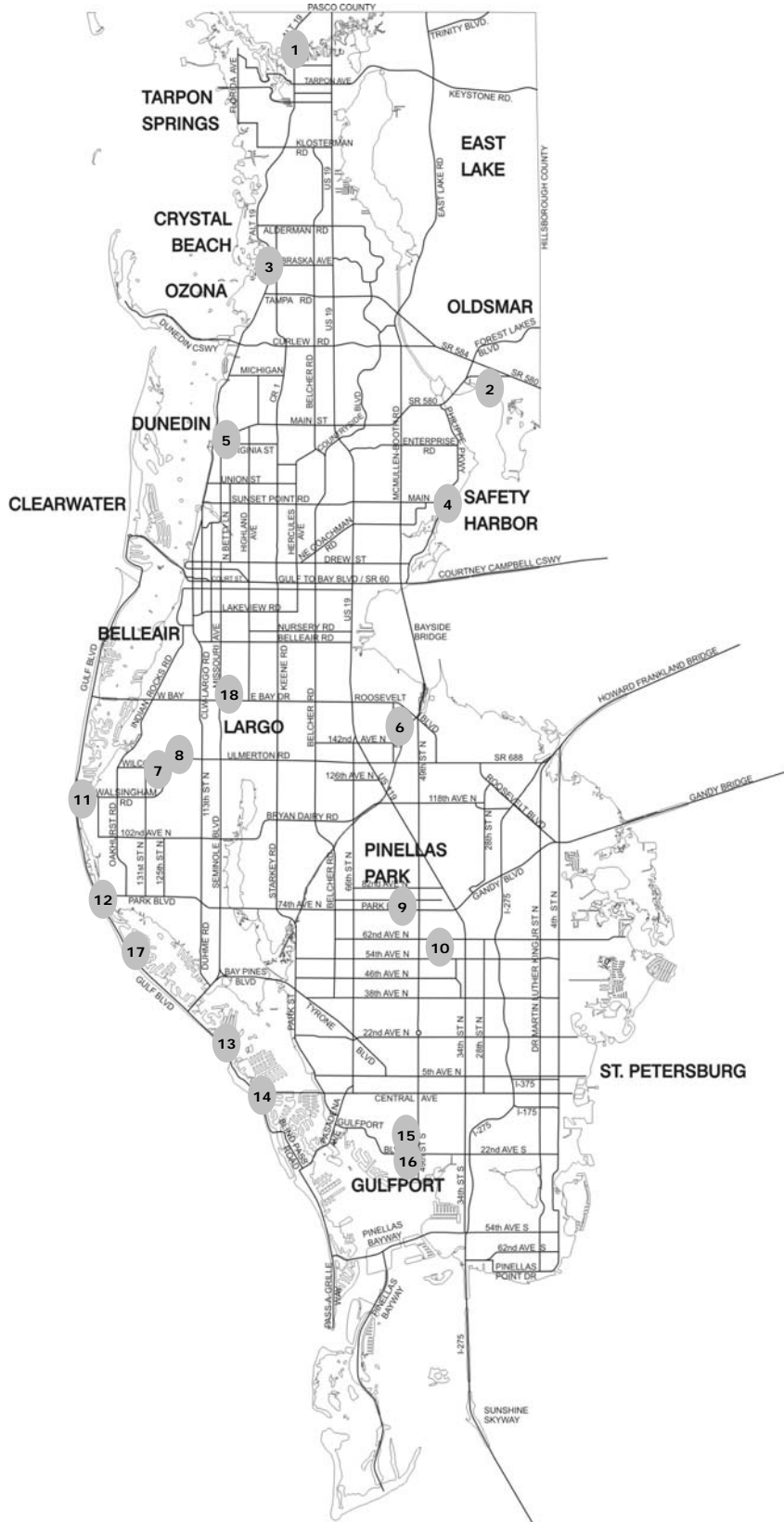
R'Club Child Care
Center Rehabilitation

City of
Pinellas Park
Sidewalk &
Streetscape
Program

ST. PETERSBURG

Other Urban County Projects:
Clearance and Demolition
CoC Homeless Assistance Match
RCS The Haven Operations
WestCare Gulfcoast FL Mustard Seed Operations
Housing Preservation (Rental)
Housing Production (Rental)
Housing Opportunities
Housing Services
Largo Down Payment Assistance
Largo Single-Family Rehabilitation

Pinellas County Neighborhood Revitalization Areas



- 1 Tarpon Springs Community Redevelopment Area (includes Union Academy Neighborhood)
- 2 Oldsmar Community Redevelopment Area
- 3 Old Palm Harbor Main Street Program
- 4 Safety Harbor Community Redevelopment Area
- 5 Dunedin Community Redevelopment Area
- 6 Windtree Village (former Neighborhood Revitalization Area)
- 7 Dansville Neighborhood Revitalization Area
- 8 Greater Ridgcrest Area Neighborhood Revitalization Area
- 9 Pinellas Park Community Redevelopment Area
- 10 Lealman
- 11 Indian Rocks Beach Business District Triangle
- 12 Indian Shores Town Square District
- 13 Madeira Beach John's Pass Village
- 14 Treasure Island Central Business District
- 15 Gulfport 49th Street Corridor Community Redevelopment District
- 16 Gulfport Waterfront Redevelopment District
- 17 Town of Redington Shores Central Business District

May 2010

CERTIFICATIONS

In accordance with the applicable statutes and the regulations governing the consolidated plan regulations, the jurisdiction certifies that:

Affirmatively Further Fair Housing – The jurisdiction will affirmatively further fair housing which means it will conduct an analysis of impediments to fair housing choice within the jurisdiction, take appropriate actions to overcome the effects of any impediments identified through that analysis, and maintain records reflecting that analysis and actions in this regard.

Anti-Displacement and Relocation Plan – It will comply with the acquisitions and relocation requirements of the Uniform Relocation Assistance and Real Property Acquisition Policies Act of 1970, as amended, and implementing regulations at 49 CFR Part 24; and it has in effect and is following a residential anti-displacement and relocation assistance plan required under Section 104(d) of the Housing and Community Development Act of 1974, as amended, in connection with any activity assisted with funding under the CDBG or HOME programs.

Drug-Free Workplace – It will or will continue to provide a drug-free workplace by:

1. Publishing a statement notifying employees that the unlawful manufacture, distribution, dispensing, possession, or use of a controlled substance is prohibited in the grantee's workplace and specifying the actions that will be taken against employees for violation of such prohibition;
2. Establishing an ongoing drug-free awareness program to inform employees about -
 - (a) The dangers of drug abuse in the workplace;
 - (b) The grantee's policy of maintaining a drug-free workplace;
 - (c) Any available drug counseling, rehabilitation, and employee assistance programs; and
 - (d) The penalties that may be imposed upon employees for drug abuse violations occurring in the workplace;
3. Making it a requirement that each employee to be engaged in the performance of the grant be given a copy of the statement required by paragraph 1;
4. Notifying the employee in the statement required by paragraph 1 that, as a condition of employment under the grant, the employee will –
 - (a) Abide by the terms of the statement; and
 - (b) Notify the employer in writing of his or her conviction for violation of a criminal drug statute occurring in the workplace no later than five calendar days after such conviction;
5. Notifying the agency in writing, within ten calendar days after receiving notice under subparagraph 4(b) from an employee or otherwise receiving actual notice of such conviction. Employers of convicted employees must provide notice, including position title, to every grant officer or other designee on whose grant activity the convicted employee was working, unless the Federal agency has designated a central point for the receipt of such notices. Notice shall include the identification number(s) of each affected grant.

6. Taking one of the following actions, within 30 calendar days of receiving notice under subparagraph 4(b), with respect to any employee who is so convicted:
 - (a) Taking appropriate personnel action against such an employee, up to and including termination, consistent with the requirements of the Rehabilitation Act of 1973, as amended; or
 - (b) Requiring such employee to participate satisfactorily in a drug abuse assistance or rehabilitation program approved for such purposes by a Federal, State, or local health, law enforcement, or other appropriate agency;
7. Making a good faith effort to continue to maintain a drug-free workplace through implementation paragraphs 1, 2, 3, 4, 5 and 6.

Anti-Lobbying – To the best of the jurisdiction's knowledge and belief:

1. No Federal appropriated funds have been paid or will be paid, by or on behalf of it, to any person for influencing or attempting to influence an officer or employee of any agency, a Member of Congress, an officer or employee of Congress, or an employee of a Member of Congress in connection with the awarding of any Federal contract, the making of any Federal grant, the making of any Federal loan, the entering into of any cooperative agreement, and the extension, continuation, renewal, amendment, or modification of any Federal contract, grant, loan, or cooperative agreement;
2. If any funds other than Federal appropriated funds have been paid or will be paid to any person for influencing or attempting to influence an officer or employee of any agency, a Member of Congress, an officer or employee of Congress, or an employee of a Member of Congress in connection with this Federal contract, grant, loan, or cooperative agreement, it will complete and submit Standard Form-LLL, "Disclosure Form to Report Lobbying," in accordance with its instructions; and
3. It will require that the language of paragraph 1 and 2 of this anti-lobbying certification be included in the award documents for all subawards at all tiers (including subcontracts, subgrants, and contracts under grants, loans, and cooperative agreements) and that all subrecipients shall certify and disclose accordingly.

Authority of Jurisdiction – The consolidated plan under State and local law (as applicable) and the jurisdiction possesses the legal authority to carry out the programs for which it is seeking funding, in accordance with applicable HUD regulations.

Consistency with plan – The housing activities to be undertaken with CDBG, HOME, ESG, and HOPWA funds are consistent with the strategic plan.

Section 3 – It will comply with section 3 of the Housing and Urban Development Act of 1968, and implementing regulations at 24 CFR Part 135.


Signature/Susan Latvala - Chair, Pinellas County Board of County Commissioners

7-14-15
Date

ATTEST: KEN BURKE, CLERK

By: 
Deputy Clerk

APPROVED AS TO FORM
OFFICE OF COUNTY ATTORNEY

By: 
Attorney

Specific CDBG Certifications

The Entitlement Community certifies that:

Citizen Participation – It is in full compliance and following a detailed citizen participation plan that satisfies the requirements of 24 CFR 91.105.

Community Development Plan – Its consolidated housing and community development plan identifies community development and housing needs and specifies both short-term and long-term community development objectives that provide decent housing, expand economic opportunities primarily for persons of low and moderate income (See 24 CFR 570.2 and 24 CFR Part 570)

Following a Plan – It is following a current consolidated plan (or Comprehensive Housing Affordability Strategy) that has been approved by HUD.

Use of Funds – It has complied with the following criteria:

1. **Maximum Feasible Priority.** With respect to activities expected to be assisted with CDBG funds, it certifies that it has developed its Action Plan so as to give maximum feasible priority to activities which benefit low and moderate income families or aid in the prevention or elimination of slums or blight. The Action Plan may also include activities which the grantee certifies are designed to meet other community development needs having a particular urgency because existing conditions pose a serious and immediate threat to the health or welfare of the community, and other financial resources are not available;
2. **Overall Benefit.** The aggregate use of CDBG funds including Section 108 guaranteed loans during program year(s), (a period specified by the grantee consisting of one, two, or three specific consecutive program years), shall principally benefit persons of low and moderate income in a manner that ensures that at least 70 percent of the amount is expended for activities that benefit such persons during the designated period;
3. **Special Assessments.** It will not attempt to recover any capital costs of public improvements assisted with CDBG funds including Section 108 loan guaranteed funds by assessing any amount against properties owned and occupied by persons of low and moderate income, including any fee charged or assessment made as a condition of obtaining access to such public improvements. However, if CDBG funds are used to pay the proportion of a fee or assessment that relates to the capital costs of public improvements (assisted in part with CDBG funds) financed from other revenue sources, an assessment or charge may be made against the property with respect to the public improvements financed by a source other than CDBG funds.

The jurisdiction will not attempt to recover any capital costs of public improvements assisted with CDBG funds, including Section 108, unless CDBG funds are used to pay the proportion of fee or assessment attributable to the capital costs of public improvements financed from other revenue sources. In this case, an assessment or charge may be made against the property with respect to the public improvements financed by a source other than CDBG funds. Also, in the case of properties owned and occupied by moderate-income (not low-income) families, an assessment or charge may be made against the property for public improvements financed by a source other than CDBG funds if the jurisdiction certifies that it lacks CDBG funds to cover the assessment.

Excessive Force – It has adopted and is enforcing:

1. A policy prohibiting the use of excessive force by law enforcement agencies within its jurisdiction against any individuals engaged in non-violent civil rights demonstrations; and
2. A policy of enforcing applicable State and local laws against physically barring entrance to or exit from a facility or location which is the subject of such non-violent civil rights demonstrations within its jurisdiction;

Compliance with Anti-discrimination Laws – The grant will be conducted and administered in conformity with title VI of the Civil Rights Act of 1964 (42 USC 2000d), the Fair Housing Act (42 USC 3601-3619), and implementing regulations.

Lead-Based Paint – Its activities concerning lead-based paint will comply with the requirements of 24 CFR Part 35, subparts A, B, J, K and R;


Compliance with Laws – It will comply with applicable laws.



Signature/Susan Latvala - Chair, Pinellas County Board of County Commissioners

7-12-11

Date

ATTEST: KEN BURKE, CLERK
By: 

Deputy Clerk

APPROVED AS TO FORM
OFFICE OF COUNTY ATTORNEY

By: 

Attorney

Specific HOME Certifications

The HOME participating jurisdiction certifies that:

Tenant-Based Rental Assistance – If the participating jurisdiction intends to provide tenant-based rental assistance:

The use of HOME funds for tenant-based rental assistance is an essential element of the participating jurisdiction's consolidated plan for expanding the supply, affordability, and availability of decent, safe, sanitary, and affordable housing.

Eligible Activities and Costs – It is using and will use HOME funds for eligible activities and costs, as described in 24 CFR 92.205 through § 92.209 and that it is not using and will not use HOME funds for prohibited activities, as described in § 92.214.

Appropriate Financial Assistance – Before committing any funds to a project, it will evaluate the project in accordance with the guidelines that it adopts for this purpose and will not invest any more HOME funds in combination with other Federal assistance than is necessary to provide affordable housing.




Signature/Susan Latvala - Chair, Pinellas County Board of County Commissioners

Date



ATTEST: KEN BURKE, CLERK

By



Deputy Clerk

APPROVED AS TO FORM
OFFICE OF COUNTY ATTORNEY

By



Attorney

ESG Certifications

The Emergency Shelter Grant certifies that:

Major rehabilitation/conversion – It will maintain any building for which assistance is used under the ESG program as a shelter for homeless individuals and families for at least 10 years. If the jurisdiction plans to use funds for rehabilitation (other than major rehabilitation or conversion), the applicant will maintain any building for which assistance is used under the ESG program as a shelter for homeless individuals and families for at least 3 years.

Essential Services and Operating Costs – Where assistance involves essential services or maintenance, operation, insurance, utilities and furnishings, it will provide services or shelter to homeless individuals and families for the period during which the ESG assistance is provided, without regard to a particular site or structure as long as the same population is served.

Renovation – Any renovation carried out with ESG assistance shall be sufficient to ensure that the building involved is safe and sanitary.

Support Services – It will assist homeless individuals in obtaining appropriate supportive services, including permanent housing, medical and mental health treatment, counseling, supervision, and other services essential for achieving independent living, and other Federal, State, local and private assistance.

Matching Funds – It will obtain matching amounts required under 24 CFR § 576.51.

Confidentiality – It will develop and implement procedures to ensure the confidentiality of records pertaining to any individual provided family violence prevention or treatment services under any project assisted under the ESG program, including protection against the release of the address or location of any family violence shelter project except with the written authorization of the person responsible for the operation of that shelter.

Homeless Persons Involvement – To the maximum extent practicable, it will involve, through employment, volunteer services, or otherwise, homeless individuals and families in constructing, renovating, maintaining, operating facilities, and providing services assisted through this program.

Consolidated Plan – It is following a current HUD-approved Consolidated Plan or CHAS.

Discharge Policy – It has established a policy for the discharge of persons from publicly funded institutions or systems of care (such as health care facilities, foster care or other youth facilities, or correction programs and institutions) in order to prevent such discharge from immediately resulting in homelessness for such persons.


HMIS – It will comply with HUD's standards for participation in a local Homeless Management Information System and the collection and reporting of client-level information.




Signature/Susan Latvala - Chair, Pinellas County Board of County Commissioners

7-14-11

Date

ATTEST/KEN BURKE, CLERK
By: 
Deputy Clerk

APPROVED AS TO FORM
OFFICE OF COUNTY ATTORNEY
By: 
Attorney

**ATTACHMENT TO NON-STATE ESG CERTIFICATION
PINELLAS COUNTY, FLORIDA**

The \$130,522 2011-2012 Emergency Shelter Grant to be received by Pinellas County will be matched by County local funds allocated to benefitting homeless persons and families in emergency shelters.

APPENDIX TO CERTIFICATIONS

INSTRUCTIONS CONCERNING LOBBYING AND DRUG-FREE WORKPLACE REQUIREMENTS:

A. Lobbying Certification.

This certification is a material representation of fact upon which reliance was placed when this transaction was made or entered into. Submission of this certification is a prerequisite for making or entering into this transaction imposed by section 1352, title 31, U.S. Code. Any person who fails to file the required certification shall be subject to a civil penalty of not less than \$10,000 and not more than \$100,000 for each such failure.

B. Drug-Free Workplace Certification

1. By signing and/or submitting this application or grant agreement, the grantee is providing the certification.
2. The certification is a material representation of fact upon which reliance is placed when the agency awards the grant. If it is later determined that the grantee knowingly rendered a false certification, or otherwise violates the requirements of the Drug-Free Workplace Act, HUD, in addition to any other remedies available to the Federal Government, may take action authorized under the Drug-Free Workplace Act.
3. Workplaces under grants, for grantees other than individuals, need not be identified on the certification. If known, they may be identified in the grant application. If the grantee does not identify the workplaces at the time of application, or upon award, if there is no application, the grantee must keep the identity of the workplace(s) on file in its office and make the information available for Federal inspection. Failure to identify all known workplaces constitutes a violation of the grantee's drug-free workplace requirements.
4. Workplace identifications must include the actual address of buildings (or parts of buildings) or other sites where work under the grant takes place. Categorical descriptions may be used (e.g., all vehicles of a mass transit authority or State highway department while in operation, State employees in each local unemployment office, performers in concert halls or radio stations).
5. If the workplace identified to the agency changes during the performance of the grant, the grantee shall inform the agency of the change(s), if it previously identified the workplaces in question (see paragraph three).
6. The grantee may insert in the space provided below the site(s) for the performance of work done in connection with the specific grant:

Place of Performance (Street address, city, county, state, zip code)

- Pinellas County Community Development Department, 600 Cleveland Street, Suite 800, Clearwater, Florida 33755
- Pinellas County Courthouse, 315 Court Street, Clearwater, Florida 33756

Check ___ if there are workplaces on file that are not identified here.

The certification with regard to the drug-free workplace is required by 24 CFR part 24, subpart F.

7. Definitions of terms in the Nonprocurement Suspension and Debarment common rule and Drug-Free Workplace common rule apply to this certification. Grantees' attention is called, in particular, to the following definitions from these rules:

"Controlled substance" means a controlled substance in Schedules I through V of the Controlled Substances Act (21 U.S.C. 812) and as further defined by regulation (21 CFR 1308.11 through 1308.15);

"Conviction" means a finding of guilt (including a plea of nolo contendere) or imposition of sentence, or both, by any judicial body charged with the responsibility to determine violations of the Federal or State criminal drug statutes;

"Criminal drug statute" means a Federal or non-Federal criminal statute involving the manufacture, distribution, dispensing, use, or possession of any controlled substance;

"Employee" means the employee of a grantee directly engaged in the performance of work under a grant, including: (i) All "direct charge" employees; (ii) all "indirect charge" employees unless their impact or involvement is insignificant to the performance of the grant; and (iii) temporary personnel and consultants who are directly engaged in the performance of work under the grant and who are on the grantee's payroll. This definition does not include workers not on the payroll of the grantee (e.g., volunteers, even if used to meet a matching requirement; consultants or independent contractors not on the grantee's payroll; or employees of subrecipients or subcontractors in covered workplaces).

Project Name:		Target Area Improvement Program					
Description:		IDIS Project #:		UOG Code:		FL129103 PINELLAS COUNTY	
Concentrated investments will be provided in our designated areas of special interest that will impact neighborhood stabilization and revitalization in order to achieve local objectives and desired outcomes. Budget also includes funds for activity delivery costs to administer Program. If activity under this Program cannot be completed within the 2011-12 program year, all or a portion of the committed funds may be reprogrammed to an alternate activity without amending this Action Plan.							
Location:		Priority Need Category					
Dansville NRA CT 252.07 BG 2&3; Central Lealman 247.00 BG 1-5; Greater Ridgecrest Area 252.07 BG 2 & 253.01 BG 1&2		Select one:		Infrastructure ▼			
Expected Completion Date:		Explanation:					
9/30/2012							
Objective Category <input type="radio"/> Decent Housing <input checked="" type="radio"/> Suitable Living Environment <input type="radio"/> Economic Opportunity							
Outcome Categories		Specific Objectives					
<input type="checkbox"/> Availability/Accessibility		1 Improve quality / increase quantity of public improvements for lower income persons ▼					
<input type="checkbox"/> Affordability		2 Improve quality / increase quantity of neighborhood facilities for low-income persons ▼					
<input checked="" type="checkbox"/> Sustainability		3 Improve the services for low/mod income persons ▼					
Project-level Accomplishments	01 People ▼	Proposed	9,668		Accompl. Type: ▼	Proposed	
		Underway				Underway	
		Complete				Complete	
	10 Housing Units ▼	Proposed	2		Accompl. Type: ▼	Proposed	
		Underway				Underway	
		Complete				Complete	
	Accompl. Type: ▼	Proposed			Accompl. Type: ▼	Proposed	
		Underway				Underway	
		Complete				Complete	
Proposed Outcome		Performance Measure			Actual Outcome		
More livable (sustainable) neighborhood		People served and infrastructure installed					
03K Street Improvements 570.201(c) ▼				04 Clearance and Demolition 570.201(d) ▼			
03F Parks, Recreational Facilities 570.201(c) ▼				01 Acquisition of Real Property 570.201(a) ▼			
03E Neighborhood Facilities 570.201(c) ▼				03K Street Improvements 570.201(c) ▼			
Program Year 1	Fund Source: ▼	Proposed Amt.			Fund Source: ▼	Proposed Amt.	
		Actual Amount				Actual Amount	
	Fund Source: ▼	Proposed Amt.			Fund Source: ▼	Proposed Amt.	
		Actual Amount				Actual Amount	
	Accompl. Type: ▼	Proposed Units			Accompl. Type: ▼	Proposed Units	
		Actual Units				Actual Units	
	Accompl. Type: ▼	Proposed Units			Accompl. Type: ▼	Proposed Units	
		Actual Units				Actual Units	

Program Year 2	CDBG ▼	Proposed Amt.	\$ 779,250		Fund Source: ▼	Proposed Amt.	
		Actual Amount				Actual Amount	
	Fund Source: ▼	Proposed Amt.			Fund Source: ▼	Proposed Amt.	
		Actual Amount				Actual Amount	
	04 Households ▼	Proposed Units	9,668		Accompl. Type: ▼	Proposed Units	
		Actual Units				Actual Units	
	10 Housing Units ▼	Proposed Units	2		Accompl. Type: ▼	Proposed Units	
		Actual Units				Actual Units	
Program Year 3	Fund Source: ▼	Proposed Amt.			Fund Source: ▼	Proposed Amt.	
		Actual Amount				Actual Amount	
	Fund Source: ▼	Proposed Amt.			Fund Source: ▼	Proposed Amt.	
		Actual Amount				Actual Amount	
	Accompl. Type: ▼	Proposed Units			Accompl. Type: ▼	Proposed Units	
		Actual Units				Actual Units	
	Accompl. Type: ▼	Proposed Units			Accompl. Type: ▼	Proposed Units	
		Actual Units				Actual Units	
Program Year 4	Fund Source: ▼	Proposed Amt.			Fund Source: ▼	Proposed Amt.	
		Actual Amount				Actual Amount	
	Fund Source: ▼	Proposed Amt.			Fund Source: ▼	Proposed Amt.	
		Actual Amount				Actual Amount	
	Accompl. Type: ▼	Proposed Units			Accompl. Type: ▼	Proposed Units	
		Actual Units				Actual Units	
	Accompl. Type: ▼	Proposed Units			Accompl. Type: ▼	Proposed Units	
		Actual Units				Actual Units	
Program Year 5	Fund Source: ▼	Proposed Amt.			Fund Source: ▼	Proposed Amt.	
		Actual Amount				Actual Amount	
	Fund Source: ▼	Proposed Amt.			Fund Source: ▼	Proposed Amt.	
		Actual Amount				Actual Amount	
	Accompl. Type: ▼	Proposed Units			Accompl. Type: ▼	Proposed Units	
		Actual Units				Actual Units	
	Accompl. Type: ▼	Proposed Units			Accompl. Type: ▼	Proposed Units	
		Actual Units				Actual Units	

Project Name:		Public Facilities Program					
Description:		IDIS Project #:		UOG Code:		FL129103 PINELLAS COUNTY	
Funding of new or existing facilities that provide services to meet the needs of low- and moderate-income or special needs populations. Some activities may be phased over multiple fiscal years and will be considered continuation projects. Budget also includes funds for activity delivery costs to administer Program.							
Location:		Priority Need Category					
Countywide		Select one:		Public Facilities ▼			
		Explanation:					
Expected Completion Date:							
9/30/2012							
Objective Category <input type="radio"/> Decent Housing <input checked="" type="radio"/> Suitable Living Environment <input type="radio"/> Economic Opportunity							
		Specific Objectives					
Outcome Categories <input checked="" type="checkbox"/> Availability/Accessibility <input type="checkbox"/> Affordability <input checked="" type="checkbox"/> Sustainability		1		Improve quality / increase quantity of neighborhood facilities for low-income persons		▼	
		2		Increase range of housing options & related services for persons w/ special needs		▼	
		3		Improve the services for low/mod income persons		▼	
Project-level Accomplishments	01 People ▼	Proposed	5,566		Accompl. Type: ▼	Proposed	
		Underway				Underway	
		Complete				Complete	
	04 Households ▼	Proposed	116		Accompl. Type: ▼	Proposed	
		Underway				Underway	
		Complete				Complete	
	Accompl. Type: ▼	Proposed			Accompl. Type: ▼	Proposed	
		Underway				Underway	
		Complete				Complete	
Proposed Outcome		Performance Measure			Actual Outcome		
Suitable Living Environment		Households/people Served					
03E Neighborhood Facilities 570.201(c) ▼				03M Child Care Centers 570.201(c) ▼			
03P Health Facilities 570.201(c) ▼				Matrix Codes ▼			
03B Handicapped Centers 570.201(c) ▼				Matrix Codes ▼			
Program Year 1	Fund Source: ▼	Proposed Amt.			Fund Source: ▼	Proposed Amt.	
		Actual Amount				Actual Amount	
	Fund Source: ▼	Proposed Amt.			Fund Source: ▼	Proposed Amt.	
		Actual Amount				Actual Amount	
	Accompl. Type: ▼	Proposed Units			Accompl. Type: ▼	Proposed Units	
		Actual Units				Actual Units	
	Accompl. Type: ▼	Proposed Units			Accompl. Type: ▼	Proposed Units	
		Actual Units				Actual Units	

Program Year 2	CDBG ▼	Proposed Amt.	\$415,617		Fund Source: ▼	Proposed Amt.	
		Actual Amount				Actual Amount	
	Fund Source: ▼	Proposed Amt.			Fund Source: ▼	Proposed Amt.	
		Actual Amount				Actual Amount	
	01 People ▼	Proposed Units	5,566		Accompl. Type: ▼	Proposed Units	
		Actual Units				Actual Units	
	04 Households ▼	Proposed Units	116		Accompl. Type: ▼	Proposed Units	
		Actual Units				Actual Units	
Program Year 3	Fund Source: ▼	Proposed Amt.			Fund Source: ▼	Proposed Amt.	
		Actual Amount				Actual Amount	
	Fund Source: ▼	Proposed Amt.			Fund Source: ▼	Proposed Amt.	
		Actual Amount				Actual Amount	
	Accompl. Type: ▼	Proposed Units			Accompl. Type: ▼	Proposed Units	
		Actual Units				Actual Units	
	Accompl. Type: ▼	Proposed Units			Accompl. Type: ▼	Proposed Units	
		Actual Units				Actual Units	
Program Year 4	Fund Source: ▼	Proposed Amt.			Fund Source: ▼	Proposed Amt.	
		Actual Amount				Actual Amount	
	Fund Source: ▼	Proposed Amt.			Fund Source: ▼	Proposed Amt.	
		Actual Amount				Actual Amount	
	Accompl. Type: ▼	Proposed Units			Accompl. Type: ▼	Proposed Units	
		Actual Units				Actual Units	
	Accompl. Type: ▼	Proposed Units			Accompl. Type: ▼	Proposed Units	
		Actual Units				Actual Units	
Program Year 5	Fund Source: ▼	Proposed Amt.			Fund Source: ▼	Proposed Amt.	
		Actual Amount				Actual Amount	
	Fund Source: ▼	Proposed Amt.			Fund Source: ▼	Proposed Amt.	
		Actual Amount				Actual Amount	
	Accompl. Type: ▼	Proposed Units			Accompl. Type: ▼	Proposed Units	
		Actual Units				Actual Units	
	Accompl. Type: ▼	Proposed Units			Accompl. Type: ▼	Proposed Units	
		Actual Units				Actual Units	

Project Name:		Public Infrastructure Program					
Description:		IDIS Project #:		UOG Code:		FL129103 PINELLAS COUNTY	
Funding for projects that address the prevention and elimination of slum and blight within official designated areas of interest or areas within the County where land may be cleared for future development. Budget also includes funds for activity delivery costs to administer Program.							
Location:		Priority Need Category					
Qualified slum and blight areas within the Urban County and qualified low/moderate-income areas per HUD regulations.		Select one:		Infrastructure ▼			
		Explanation:					
Expected Completion Date:							
9/30/2012							
Objective Category <input type="radio"/> Decent Housing <input checked="" type="radio"/> Suitable Living Environment <input type="radio"/> Economic Opportunity							
Outcome Categories		Specific Objectives					
<input type="checkbox"/> Availability/Accessibility		1		Improve quality / increase quantity of public improvements for lower income persons ▼			
<input type="checkbox"/> Affordability		2		▼			
<input checked="" type="checkbox"/> Sustainability		3		▼			
Project-level Accomplishments	10 Housing Units ▼	Proposed	2		Accompl. Type: ▼	Proposed	
		Underway				Underway	
		Complete				Complete	
	01 People ▼	Proposed	37,281		Accompl. Type: ▼	Proposed	
		Underway				Underway	
		Complete				Complete	
	Accompl. Type: ▼	Proposed			Accompl. Type: ▼	Proposed	
		Underway				Underway	
		Complete				Complete	
Proposed Outcome		Performance Measure			Actual Outcome		
Sustainability of suitable living environment		number of blighted lots cleared; sidewalks installed; people served					
04 Clearance and Demolition 570.201(d) ▼				03K Street Improvements 570.201(c) ▼			
03F Parks, Recreational Facilities 570.201(c) ▼				Matrix Codes ▼			
03L Sidewalks 570.201(c) ▼				Matrix Codes ▼			
Program Year 1	Fund Source: ▼	Proposed Amt.			Fund Source: ▼	Proposed Amt.	
		Actual Amount				Actual Amount	
	Fund Source: ▼	Proposed Amt.			Fund Source: ▼	Proposed Amt.	
		Actual Amount				Actual Amount	
	Accompl. Type: ▼	Proposed Units			Accompl. Type: ▼	Proposed Units	
		Actual Units				Actual Units	
	Accompl. Type: ▼	Proposed Units			Accompl. Type: ▼	Proposed Units	
		Actual Units				Actual Units	

Program Year 2	CDBG ▼	Proposed Amt.	\$ 356,700		Fund Source: ▼	Proposed Amt.	
		Actual Amount				Actual Amount	
	Fund Source: ▼	Proposed Amt.			Fund Source: ▼	Proposed Amt.	
		Actual Amount				Actual Amount	
	10 Housing Units ▼	Proposed Units	2		Accompl. Type: ▼	Proposed Units	
		Actual Units				Actual Units	
	01 People ▼	Proposed Units	37,281		Accompl. Type: ▼	Proposed Units	
		Actual Units				Actual Units	
Program Year 3	Fund Source: ▼	Proposed Amt.			Fund Source: ▼	Proposed Amt.	
		Actual Amount				Actual Amount	
	Fund Source: ▼	Proposed Amt.			Fund Source: ▼	Proposed Amt.	
		Actual Amount				Actual Amount	
	Accompl. Type: ▼	Proposed Units			Accompl. Type: ▼	Proposed Units	
		Actual Units				Actual Units	
	Accompl. Type: ▼	Proposed Units			Accompl. Type: ▼	Proposed Units	
		Actual Units				Actual Units	
Program Year 4	Fund Source: ▼	Proposed Amt.			Fund Source: ▼	Proposed Amt.	
		Actual Amount				Actual Amount	
	Fund Source: ▼	Proposed Amt.			Fund Source: ▼	Proposed Amt.	
		Actual Amount				Actual Amount	
	Accompl. Type: ▼	Proposed Units			Accompl. Type: ▼	Proposed Units	
		Actual Units				Actual Units	
	Accompl. Type: ▼	Proposed Units			Accompl. Type: ▼	Proposed Units	
		Actual Units				Actual Units	
Program Year 5	Fund Source: ▼	Proposed Amt.			Fund Source: ▼	Proposed Amt.	
		Actual Amount				Actual Amount	
	Fund Source: ▼	Proposed Amt.			Fund Source: ▼	Proposed Amt.	
		Actual Amount				Actual Amount	
	Accompl. Type: ▼	Proposed Units			Accompl. Type: ▼	Proposed Units	
		Actual Units				Actual Units	
	Accompl. Type: ▼	Proposed Units			Accompl. Type: ▼	Proposed Units	
		Actual Units				Actual Units	

Project Name:		Public Services Program						
Description:		IDIS Project #:		UOG Code:		FL129103 PINELLAS COUNTY		
Funds will be provided, with a maximum 15% limitation to provide salaries and operational services to entities that provide services to meet the needs of low- and moderate-income families. Budget also includes funds for activity delivery costs to administer Program.								
Location:		Priority Need Category						
Countywide		Select one:		Public Services ▼				
		Explanation:						
Expected Completion Date:								
9/30/2012								
Objective Category <input type="radio"/> Decent Housing <input checked="" type="radio"/> Suitable Living Environment <input type="radio"/> Economic Opportunity								
Outcome Categories		Specific Objectives						
<input checked="" type="checkbox"/> Availability/Accessibility <input type="checkbox"/> Affordability <input type="checkbox"/> Sustainability		1 End chronic homelessness ▼ 2 Increase the number of homeless persons moving into permanent housing ▼ 3 Improve the services for low/mod income persons ▼						
Project-level Accomplishments	01 People ▼	Proposed	1,200		Accompl. Type: ▼	Proposed		
		Underway				Underway		
		Complete				Complete		
	Accompl. Type: ▼	Proposed			Accompl. Type: ▼	Proposed		
		Underway				Underway		
		Complete				Complete		
	Accompl. Type: ▼	Proposed			Accompl. Type: ▼	Proposed		
		Underway				Underway		
		Complete				Complete		
	Proposed Outcome		Performance Measure		Actual Outcome			
	A more sustainable living environment		people served					
	05 Public Services (General) 570.201(e) ▼		Matrix Codes ▼					
Matrix Codes ▼		Matrix Codes ▼						
Matrix Codes ▼		Matrix Codes ▼						
Program Year 1	Fund Source: ▼	Proposed Amt.			Fund Source: ▼	Proposed Amt.		
		Actual Amount				Actual Amount		
	Fund Source: ▼	Proposed Amt.			Fund Source: ▼	Proposed Amt.		
		Actual Amount				Actual Amount		
	01 People ▼	Proposed Units			Accompl. Type: ▼	Proposed Units		
		Actual Units				Actual Units		
	Accompl. Type: ▼	Proposed Units			Accompl. Type: ▼	Proposed Units		
		Actual Units				Actual Units		

Program Year 2	CDBG ▼	Proposed Amt.	\$ 435,500		Fund Source: ▼	Proposed Amt.	
		Actual Amount				Actual Amount	
	Fund Source: ▼	Proposed Amt.			Fund Source: ▼	Proposed Amt.	
		Actual Amount				Actual Amount	
	01 People ▼	Proposed Units	1,200		Accompl. Type: ▼	Proposed Units	
		Actual Units				Actual Units	
	Accompl. Type: ▼	Proposed Units			Accompl. Type: ▼	Proposed Units	
		Actual Units				Actual Units	
Program Year 3	Fund Source: ▼	Proposed Amt.			Fund Source: ▼	Proposed Amt.	
		Actual Amount				Actual Amount	
	Fund Source: ▼	Proposed Amt.			Fund Source: ▼	Proposed Amt.	
		Actual Amount				Actual Amount	
	Accompl. Type: ▼	Proposed Units			Accompl. Type: ▼	Proposed Units	
		Actual Units				Actual Units	
	Accompl. Type: ▼	Proposed Units			Accompl. Type: ▼	Proposed Units	
		Actual Units				Actual Units	
Program Year 4	Fund Source: ▼	Proposed Amt.			Fund Source: ▼	Proposed Amt.	
		Actual Amount				Actual Amount	
	Fund Source: ▼	Proposed Amt.			Fund Source: ▼	Proposed Amt.	
		Actual Amount				Actual Amount	
	Accompl. Type: ▼	Proposed Units			Accompl. Type: ▼	Proposed Units	
		Actual Units				Actual Units	
	Accompl. Type: ▼	Proposed Units			Accompl. Type: ▼	Proposed Units	
		Actual Units				Actual Units	
Program Year 5	Fund Source: ▼	Proposed Amt.			Fund Source: ▼	Proposed Amt.	
		Actual Amount				Actual Amount	
	Fund Source: ▼	Proposed Amt.			Fund Source: ▼	Proposed Amt.	
		Actual Amount				Actual Amount	
	Accompl. Type: ▼	Proposed Units			Accompl. Type: ▼	Proposed Units	
		Actual Units				Actual Units	
	Accompl. Type: ▼	Proposed Units			Accompl. Type: ▼	Proposed Units	
		Actual Units				Actual Units	

Project Name:		Homeless and Homelessness Prevention Services Program						
Description:		IDIS Project #:		UOG Code:		FL129103 PINELLAS COUNTY		
Funding to provide short-term rental assistance to individuals or families who are homeless or at risk of homelessness, as well as housing relocation & stabilization services to stabilize individuals or families in their current housing or quickly re-house in other permanent housing. Funds will be provided for the renovation, major rehabilitation, conversion maintenance and operations and essential service salaries of emergency shelters. Additionally, emergency payments to prevent homelessness due to emergencies or natural disasters. Budget also includes funds for activity delivery costs to administer Program.								
Location:		Priority Need Category						
Countywide		Select one:		Homeless/HIV/AIDS ▼				
Expected Completion Date:		Explanation:						
9/30/2012								
Objective Category <input checked="" type="radio"/> Decent Housing <input type="radio"/> Suitable Living Environment <input type="radio"/> Economic Opportunity								
Outcome Categories		Specific Objectives						
<input type="checkbox"/> Availability/Accessibility		1 End chronic homelessness ▼						
<input checked="" type="checkbox"/> Affordability		2 Increase the number of homeless persons moving into permanent housing ▼						
<input type="checkbox"/> Sustainability		3 Improve the services for low/mod income persons ▼						
Project-level Accomplishments	04 Households ▼	Proposed	50		Accompl. Type: ▼	Proposed		
		Underway				Underway		
		Complete				Complete		
	Accompl. Type: ▼	Proposed			Accompl. Type: ▼	Proposed		
		Underway				Underway		
		Complete				Complete		
	Accompl. Type: ▼	Proposed			Accompl. Type: ▼	Proposed		
		Underway				Underway		
		Complete				Complete		
	Proposed Outcome		Performance Measure		Actual Outcome			
	Suitable decent housing for homeless		Households Served					
	05G Battered and Abused Spouses 570.201(e) ▼		05T Security Deposits (if HOME, not part of 5% Admin c) ▼					
03T Operating Costs of Homeless/AIDS Patients Programs ▼		Matrix Codes ▼						
05S Rental Housing Subsidies (if HOME, not part of 5% 570.204) ▼		Matrix Codes ▼						
Program Year 1	Fund Source: ▼	Proposed Amt.			Fund Source: ▼	Proposed Amt.		
		Actual Amount				Actual Amount		
	Fund Source: ▼	Proposed Amt.			Fund Source: ▼	Proposed Amt.		
		Actual Amount				Actual Amount		
	Accompl. Type: ▼	Proposed Units			Accompl. Type: ▼	Proposed Units		
		Actual Units				Actual Units		
	Accompl. Type: ▼	Proposed Units			Accompl. Type: ▼	Proposed Units		
		Actual Units				Actual Units		

Program Year 2	ESG ▼	Proposed Amt.	\$123,996		Fund Source: ▼	Proposed Amt.	
		Actual Amount				Actual Amount	
	Fund Source: ▼	Proposed Amt.			Fund Source: ▼	Proposed Amt.	
		Actual Amount				Actual Amount	
	04 Households ▼	Proposed Units	50		Accompl. Type: ▼	Proposed Units	
		Actual Units				Actual Units	
	Accompl. Type: ▼	Proposed Units			Accompl. Type: ▼	Proposed Units	
		Actual Units				Actual Units	
Program Year 3	Fund Source: ▼	Proposed Amt.			Fund Source: ▼	Proposed Amt.	
		Actual Amount				Actual Amount	
	Fund Source: ▼	Proposed Amt.			Fund Source: ▼	Proposed Amt.	
		Actual Amount				Actual Amount	
	Accompl. Type: ▼	Proposed Units			Accompl. Type: ▼	Proposed Units	
		Actual Units				Actual Units	
	Accompl. Type: ▼	Proposed Units			Accompl. Type: ▼	Proposed Units	
		Actual Units				Actual Units	
Program Year 4	Fund Source: ▼	Proposed Amt.			Fund Source: ▼	Proposed Amt.	
		Actual Amount				Actual Amount	
	Fund Source: ▼	Proposed Amt.			Fund Source: ▼	Proposed Amt.	
		Actual Amount				Actual Amount	
	Accompl. Type: ▼	Proposed Units			Accompl. Type: ▼	Proposed Units	
		Actual Units				Actual Units	
	Accompl. Type: ▼	Proposed Units			Accompl. Type: ▼	Proposed Units	
		Actual Units				Actual Units	
Program Year 5	Fund Source: ▼	Proposed Amt.			Fund Source: ▼	Proposed Amt.	
		Actual Amount				Actual Amount	
	Fund Source: ▼	Proposed Amt.			Fund Source: ▼	Proposed Amt.	
		Actual Amount				Actual Amount	
	Accompl. Type: ▼	Proposed Units			Accompl. Type: ▼	Proposed Units	
		Actual Units				Actual Units	
	Accompl. Type: ▼	Proposed Units			Accompl. Type: ▼	Proposed Units	
		Actual Units				Actual Units	

Project Name:		Housing Preservation Program						
Description:		IDIS Project #:		UOG Code:		FL129103 PINELLAS COUNTY		
Program facilitates the preservation of affordable homeowner and rental units through rehabilitation and/or acquisition. Applications are provided on a first come, first serve basis and funding selections are based on eligibility of households served and financial feasibility. Private funds available through local lending institutions may be leveraged by Federal funds. Budget also includes funds for activity delivery costs to administer Program. If insufficient applications are received during FY11-12, committed funds may be reprogrammed to other projects without amending this Action Plan.								
Location:		Priority Need Category						
Urban County; City of Largo		Select one:		Owner Occupied Housing ▼				
Expected Completion Date:		Explanation:						
9/30/2012		Rental and owner housing preservation program.						
Objective Category <input checked="" type="radio"/> Decent Housing <input type="radio"/> Suitable Living Environment <input type="radio"/> Economic Opportunity		Specific Objectives						
Outcome Categories <input checked="" type="checkbox"/> Availability/Accessibility <input type="checkbox"/> Affordability <input type="checkbox"/> Sustainability		1		Improve the quality of affordable rental housing		▼		
		2		Improve the quality of owner housing		▼		
		3				▼		
Project-level Accomplishments	10 Housing Units ▼	Proposed	10		Accompl. Type: ▼	Proposed		
		Underway				Underway		
		Complete				Complete		
	Accompl. Type: ▼	Proposed			Accompl. Type: ▼	Proposed		
		Underway				Underway		
		Complete				Complete		
	Accompl. Type: ▼	Proposed			Accompl. Type: ▼	Proposed		
		Underway				Underway		
		Complete				Complete		
	Proposed Outcome		Performance Measure		Actual Outcome			
	Sustainability of decent rental housing		Number of housing units preserved or improved					
	14A Rehab; Single-Unit Residential 570.202 ▼		Matrix Codes ▼					
14B Rehab; Multi-Unit Residential 570.202 ▼		Matrix Codes ▼						
Matrix Codes ▼		Matrix Codes ▼						
Program Year 1	Fund Source: ▼	Proposed Amt.			Fund Source: ▼	Proposed Amt.		
		Actual Amount				Actual Amount		
	Fund Source: ▼	Proposed Amt.			Fund Source: ▼	Proposed Amt.		
		Actual Amount				Actual Amount		
	10 Housing Units ▼	Proposed Units			Accompl. Type: ▼	Proposed Units		
		Actual Units				Actual Units		
	Accompl. Type: ▼	Proposed Units			Accompl. Type: ▼	Proposed Units		
		Actual Units				Actual Units		

Program Year 2	HOME ▼	Proposed Amt.	\$659,085		Fund Source: ▼	Proposed Amt.	
		Actual Amount				Actual Amount	
	Fund Source: ▼	Proposed Amt.			Fund Source: ▼	Proposed Amt.	
		Actual Amount				Actual Amount	
	10 Housing Units ▼	Proposed Units	10		Accompl. Type: ▼	Proposed Units	
		Actual Units				Actual Units	
	Accompl. Type: ▼	Proposed Units			Accompl. Type: ▼	Proposed Units	
		Actual Units				Actual Units	
Program Year 3	Fund Source: ▼	Proposed Amt.			Fund Source: ▼	Proposed Amt.	
		Actual Amount				Actual Amount	
	Fund Source: ▼	Proposed Amt.			Fund Source: ▼	Proposed Amt.	
		Actual Amount				Actual Amount	
	Accompl. Type: ▼	Proposed Units			Accompl. Type: ▼	Proposed Units	
		Actual Units				Actual Units	
	Accompl. Type: ▼	Proposed Units			Accompl. Type: ▼	Proposed Units	
		Actual Units				Actual Units	
Program Year 4	Fund Source: ▼	Proposed Amt.			Fund Source: ▼	Proposed Amt.	
		Actual Amount				Actual Amount	
	Fund Source: ▼	Proposed Amt.			Fund Source: ▼	Proposed Amt.	
		Actual Amount				Actual Amount	
	Accompl. Type: ▼	Proposed Units			Accompl. Type: ▼	Proposed Units	
		Actual Units				Actual Units	
	Accompl. Type: ▼	Proposed Units			Accompl. Type: ▼	Proposed Units	
		Actual Units				Actual Units	
Program Year 5	Fund Source: ▼	Proposed Amt.			Fund Source: ▼	Proposed Amt.	
		Actual Amount				Actual Amount	
	Fund Source: ▼	Proposed Amt.			Fund Source: ▼	Proposed Amt.	
		Actual Amount				Actual Amount	
	Accompl. Type: ▼	Proposed Units			Accompl. Type: ▼	Proposed Units	
		Actual Units				Actual Units	
	Accompl. Type: ▼	Proposed Units			Accompl. Type: ▼	Proposed Units	
		Actual Units				Actual Units	

Project Name:		Housing Production Program					
Description:		IDIS Project #:		UOG Code:		FL129103 PINELLAS COUNTY	
Program facilitates construction of single- and multifamily affordable housing units. Applications provided on a first come, first serve basis and funding selections are based on eligibility of families serves and financial feasibility. Private funds available through local lending institutions may be leveraged by Federal funds. Includes CHDO set-aside funding requirements. Budget also includes funds for activity delivery costs to administer Program. <u>If insufficient applications are received during FY11-12, committed funds may be reprogrammed to other projects without amending this Action Plan.</u>							
Location:		Priority Need Category					
Urban County		Select one:		Rental Housing ▼			
Expected Completion Date:		Explanation:					
9/30/2012		Rental and owner housing production program.					
Objective Category <input checked="" type="radio"/> Decent Housing <input type="radio"/> Suitable Living Environment <input type="radio"/> Economic Opportunity		Specific Objectives					
Outcome Categories <input checked="" type="checkbox"/> Availability/Accessibility <input type="checkbox"/> Affordability <input type="checkbox"/> Sustainability		1		Increase the supply of affordable rental housing		▼	
		2		Increase the availability of affordable owner housing		▼	
		3				▼	
Project-level Accomplishments	10 Housing Units ▼	Proposed	15		Accompl. Type: ▼	Proposed	
		Underway				Underway	
		Complete				Complete	
	Accompl. Type: ▼	Proposed			Accompl. Type: ▼	Proposed	
		Underway				Underway	
		Complete				Complete	
	Accompl. Type: ▼	Proposed			Accompl. Type: ▼	Proposed	
		Underway				Underway	
		Complete				Complete	
Proposed Outcome		Performance Measure		Actual Outcome			
Increased availability of affordable rental units		Number of units produced					
12 Construction of Housing 570.201(m) ▼		Matrix Codes ▼					
Matrix Codes ▼		Matrix Codes ▼					
Matrix Codes ▼		Matrix Codes ▼					
Program Year 1	Fund Source: ▼	Proposed Amt.			Fund Source: ▼	Proposed Amt.	
		Actual Amount				Actual Amount	
	Fund Source: ▼	Proposed Amt.			Fund Source: ▼	Proposed Amt.	
		Actual Amount				Actual Amount	
	Accompl. Type: ▼	Proposed Units			Accompl. Type: ▼	Proposed Units	
		Actual Units				Actual Units	
	Accompl. Type: ▼	Proposed Units			Accompl. Type: ▼	Proposed Units	
		Actual Units				Actual Units	

Program Year 2	HOME ▼	Proposed Amt.	\$553,333		Fund Source: ▼	Proposed Amt.	
		Actual Amount				Actual Amount	
	Fund Source: ▼	Proposed Amt.			Fund Source: ▼	Proposed Amt.	
		Actual Amount				Actual Amount	
	10 Housing Units ▼	Proposed Units	15		Accompl. Type: ▼	Proposed Units	
		Actual Units				Actual Units	
	Accompl. Type: ▼	Proposed Units			Accompl. Type: ▼	Proposed Units	
		Actual Units				Actual Units	
Program Year 3	Fund Source: ▼	Proposed Amt.			Fund Source: ▼	Proposed Amt.	
		Actual Amount				Actual Amount	
	Fund Source: ▼	Proposed Amt.			Fund Source: ▼	Proposed Amt.	
		Actual Amount				Actual Amount	
	Accompl. Type: ▼	Proposed Units			Accompl. Type: ▼	Proposed Units	
		Actual Units				Actual Units	
	Accompl. Type: ▼	Proposed Units			Accompl. Type: ▼	Proposed Units	
		Actual Units				Actual Units	
Program Year 4	Fund Source: ▼	Proposed Amt.			Fund Source: ▼	Proposed Amt.	
		Actual Amount				Actual Amount	
	Fund Source: ▼	Proposed Amt.			Fund Source: ▼	Proposed Amt.	
		Actual Amount				Actual Amount	
	Accompl. Type: ▼	Proposed Units			Accompl. Type: ▼	Proposed Units	
		Actual Units				Actual Units	
	Accompl. Type: ▼	Proposed Units			Accompl. Type: ▼	Proposed Units	
		Actual Units				Actual Units	
Program Year 5	Fund Source: ▼	Proposed Amt.			Fund Source: ▼	Proposed Amt.	
		Actual Amount				Actual Amount	
	Fund Source: ▼	Proposed Amt.			Fund Source: ▼	Proposed Amt.	
		Actual Amount				Actual Amount	
	Accompl. Type: ▼	Proposed Units			Accompl. Type: ▼	Proposed Units	
		Actual Units				Actual Units	
	Accompl. Type: ▼	Proposed Units			Accompl. Type: ▼	Proposed Units	
		Actual Units				Actual Units	

Project Name:		Homeownership Promotion Program					
Description:		IDIS Project #:		UOG Code:		FL129103 PINELLAS COUNTY	
Program facilitates housing education and maintenance through counseling services and provides financial assistance to home buyers in the form of down payment and closing costs. Budget also includes funds for activity delivery costs to administer Program. If insufficient applications are received during FY11-12, committed funds may be reprogrammed to other projects without amending this Action Plan.							
Location:		Priority Need Category					
Countywide; City of Largo		Select one:		Owner Occupied Housing ▼			
Expected Completion Date:		Explanation:					
9/30/2012							
Objective Category <input checked="" type="radio"/> Decent Housing <input type="radio"/> Suitable Living Environment <input type="radio"/> Economic Opportunity							
Outcome Categories		Specific Objectives					
<input checked="" type="checkbox"/> Availability/Accessibility <input checked="" type="checkbox"/> Affordability <input type="checkbox"/> Sustainability		1		Improve access to affordable owner housing		▼	
		2				▼	
		3				▼	
Project-level Accomplishments	04 Households ▼	Proposed	23		Accompl. Type: ▼	Proposed	
		Underway				Underway	
		Complete				Complete	
	Accompl. Type: ▼	Proposed			Accompl. Type: ▼	Proposed	
		Underway				Underway	
		Complete				Complete	
	Accompl. Type: ▼	Proposed			Accompl. Type: ▼	Proposed	
		Underway				Underway	
		Complete				Complete	
		Proposed				Proposed	
		Underway				Underway	
		Complete				Complete	
Proposed Outcome		Performance Measure			Actual Outcome		
Increased affordability of homeownership		Number of households assisted					
13 Direct Homeownership Assistance 570.201(n) ▼				Matrix Codes ▼			
05R Homeownership Assistance (not direct) 570.204 ▼				Matrix Codes ▼			
Matrix Codes ▼				Matrix Codes ▼			
Program Year 1	Fund Source: ▼	Proposed Amt.			Fund Source: ▼	Proposed Amt.	
		Actual Amount				Actual Amount	
	Fund Source: ▼	Proposed Amt.			Fund Source: ▼	Proposed Amt.	
		Actual Amount				Actual Amount	
	01 People ▼	Proposed Units			Accompl. Type: ▼	Proposed Units	
		Actual Units				Actual Units	
	Accompl. Type: ▼	Proposed Units			Accompl. Type: ▼	Proposed Units	
		Actual Units				Actual Units	

Program Year 2	HOME ▼	Proposed Amt.	\$ 451,667		Fund Source: ▼	Proposed Amt.	
		Actual Amount				Actual Amount	
	Other ▼	Proposed Amt.	\$ 175,000		Fund Source: ▼	Proposed Amt.	
	SHIP	Actual Amount				Actual Amount	
	04 Households ▼	Proposed Units	23		Accompl. Type: ▼	Proposed Units	
		Actual Units				Actual Units	
	Accompl. Type: ▼	Proposed Units			Accompl. Type: ▼	Proposed Units	
		Actual Units				Actual Units	
Program Year 3	Fund Source: ▼	Proposed Amt.			Fund Source: ▼	Proposed Amt.	
		Actual Amount				Actual Amount	
	Fund Source: ▼	Proposed Amt.			Fund Source: ▼	Proposed Amt.	
		Actual Amount				Actual Amount	
	Accompl. Type: ▼	Proposed Units			Accompl. Type: ▼	Proposed Units	
		Actual Units				Actual Units	
	Accompl. Type: ▼	Proposed Units			Accompl. Type: ▼	Proposed Units	
		Actual Units				Actual Units	
Program Year 4	Fund Source: ▼	Proposed Amt.			Fund Source: ▼	Proposed Amt.	
		Actual Amount				Actual Amount	
	Fund Source: ▼	Proposed Amt.			Fund Source: ▼	Proposed Amt.	
		Actual Amount				Actual Amount	
	Accompl. Type: ▼	Proposed Units			Accompl. Type: ▼	Proposed Units	
		Actual Units				Actual Units	
	Accompl. Type: ▼	Proposed Units			Accompl. Type: ▼	Proposed Units	
		Actual Units				Actual Units	
Program Year 5	Fund Source: ▼	Proposed Amt.			Fund Source: ▼	Proposed Amt.	
		Actual Amount				Actual Amount	
	Fund Source: ▼	Proposed Amt.			Fund Source: ▼	Proposed Amt.	
		Actual Amount				Actual Amount	
	Accompl. Type: ▼	Proposed Units			Accompl. Type: ▼	Proposed Units	
		Actual Units				Actual Units	
	Accompl. Type: ▼	Proposed Units			Accompl. Type: ▼	Proposed Units	
		Actual Units				Actual Units	

Project Name:		Pinellas County Administration					
Description:		IDIS Project #:		UOG Code:		FL129103 PINELLAS COUNTY	
County's administration and planning costs for CDBG, HOME and ESG.							
Location:		Priority Need Category					
Urban County		Select one:		Planning/Administration ▼			
Expected Completion Date:		Explanation:					
9/30/2012							
Objective Category <input type="radio"/> Decent Housing <input type="radio"/> Suitable Living Environment <input type="radio"/> Economic Opportunity							
Outcome Categories		Specific Objectives					
<input type="checkbox"/> Availability/Accessibility <input type="checkbox"/> Affordability <input type="checkbox"/> Sustainability		1,		▼			
		2,		▼			
		3,		▼			
Project-level Accomplishments	Accompl. Type: ▼	Proposed			Accompl. Type: ▼	Proposed	
		Underway				Underway	
		Complete				Complete	
	Accompl. Type: ▼	Proposed			Accompl. Type: ▼	Proposed	
		Underway				Underway	
		Complete				Complete	
	Accompl. Type: ▼	Proposed			Accompl. Type: ▼	Proposed	
		Underway				Underway	
		Complete				Complete	
Proposed Outcome		Performance Measure			Actual Outcome		
31B Administration - grantee ▼				Matrix Codes ▼			
Matrix Codes ▼				Matrix Codes ▼			
Matrix Codes ▼				Matrix Codes ▼			
Program Year 1	CDBG ▼	Proposed Amt.	\$ 664,325		Fund Source: ▼	Proposed Amt.	\$ 6,584
		Actual Amount				Actual Amount	
	HOME ▼	Proposed Amt.	\$ 220,657		Fund Source: ▼	Proposed Amt.	
		Actual Amount				Actual Amount	
	Accompl. Type: ▼	Proposed Units			Accompl. Type: ▼	Proposed Units	
		Actual Units				Actual Units	
	Accompl. Type: ▼	Proposed Units			Accompl. Type: ▼	Proposed Units	
		Actual Units				Actual Units	

Program Year 2	CDBG ▼	Proposed Amt.	\$555,277		ESG ▼	Proposed Amt.	\$ 6,526
		Actual Amount				Actual Amount	
	HOME ▼	Proposed Amt.	\$191,577		Fund Source: ▼	Proposed Amt.	
		Actual Amount				Actual Amount	
	Accompl. Type: ▼	Proposed Units			Accompl. Type: ▼	Proposed Units	
		Actual Units				Actual Units	
	Accompl. Type: ▼	Proposed Units			Accompl. Type: ▼	Proposed Units	
		Actual Units				Actual Units	
Program Year 3	Fund Source: ▼	Proposed Amt.			ESG ▼	Proposed Amt.	
		Actual Amount				Actual Amount	
	Fund Source: ▼	Proposed Amt.			Fund Source: ▼	Proposed Amt.	
		Actual Amount				Actual Amount	
	Accompl. Type: ▼	Proposed Units			Accompl. Type: ▼	Proposed Units	
		Actual Units				Actual Units	
	Accompl. Type: ▼	Proposed Units			Accompl. Type: ▼	Proposed Units	
		Actual Units				Actual Units	
Program Year 4	Fund Source: ▼	Proposed Amt.			Fund Source: ▼	Proposed Amt.	
		Actual Amount				Actual Amount	
	Fund Source: ▼	Proposed Amt.			Fund Source: ▼	Proposed Amt.	
		Actual Amount				Actual Amount	
	Accompl. Type: ▼	Proposed Units			Accompl. Type: ▼	Proposed Units	
		Actual Units				Actual Units	
	Accompl. Type: ▼	Proposed Units			Accompl. Type: ▼	Proposed Units	
		Actual Units				Actual Units	
Program Year 5	Fund Source: ▼	Proposed Amt.			Fund Source: ▼	Proposed Amt.	
		Actual Amount				Actual Amount	
	Fund Source: ▼	Proposed Amt.			Fund Source: ▼	Proposed Amt.	
		Actual Amount				Actual Amount	
	Accompl. Type: ▼	Proposed Units			Accompl. Type: ▼	Proposed Units	
		Actual Units				Actual Units	
	Accompl. Type: ▼	Proposed Units			Accompl. Type: ▼	Proposed Units	
		Actual Units				Actual Units	

Project Name: Contingency							
Description:	IDIS Project #: UOG Code: FL129103 PINELLAS COUNTY to be used for construction cost overruns and additional funding for emergency assistance. If not needed during the program year, may be reprogrammed to an existing activity or program.						
Location:	Priority Need Category Urban County Select one: Priority Need Category ▼ Explanation: These funds will be rolled into other projects.						
Expected Completion Date:	9/30/2012 Objective Category <input type="radio"/> Decent Housing <input type="radio"/> Suitable Living Environment <input type="radio"/> Economic Opportunity Outcome Categories <input type="checkbox"/> Availability/Accessibility <input type="checkbox"/> Affordability <input type="checkbox"/> Sustainability						
Specific Objectives							
1, ▼							
2, ▼							
3, ▼							
Project-level Accomplishments	Accompl. Type: ▼	Proposed			Accompl. Type: ▼	Proposed	
		Underway				Underway	
		Complete				Complete	
	Accompl. Type: ▼	Proposed			Accompl. Type: ▼	Proposed	
		Underway				Underway	
		Complete				Complete	
	Accompl. Type: ▼	Proposed			Accompl. Type: ▼	Proposed	
		Underway				Underway	
		Complete				Complete	
	Proposed Outcome		Performance Measure		Actual Outcome		
	Matrix Codes ▼		Matrix Codes ▼		Matrix Codes ▼		
Matrix Codes ▼		Matrix Codes ▼		Matrix Codes ▼			
Matrix Codes ▼		Matrix Codes ▼		Matrix Codes ▼			
Program Year 1	CDBG ▼	Proposed Amt.	\$ 176,992		Fund Source: ▼	Proposed Amt.	
		Actual Amount				Actual Amount	
	HOME ▼	Proposed Amt.	\$ 17,211		Fund Source: ▼	Proposed Amt.	
		Actual Amount				Actual Amount	
	Accompl. Type: ▼	Proposed Units			Accompl. Type: ▼	Proposed Units	
		Actual Units				Actual Units	
	Accompl. Type: ▼	Proposed Units			Accompl. Type: ▼	Proposed Units	
		Actual Units				Actual Units	

Program Year 2	CDBG ▼	Proposed Amt.	\$ 234,040		Fund Source: ▼	Proposed Amt.	
		Actual Amount				Actual Amount	
	HOME ▼	Proposed Amt.	\$ 60,111		Fund Source: ▼	Proposed Amt.	
		Actual Amount				Actual Amount	
	Accompl. Type: ▼	Proposed Units			Accompl. Type: ▼	Proposed Units	
		Actual Units				Actual Units	
	Accompl. Type: ▼	Proposed Units			Accompl. Type: ▼	Proposed Units	
		Actual Units				Actual Units	
Program Year 3	Fund Source: ▼	Proposed Amt.			Fund Source: ▼	Proposed Amt.	
		Actual Amount				Actual Amount	
	Fund Source: ▼	Proposed Amt.			Fund Source: ▼	Proposed Amt.	
		Actual Amount				Actual Amount	
	Accompl. Type: ▼	Proposed Units			Accompl. Type: ▼	Proposed Units	
		Actual Units				Actual Units	
	Accompl. Type: ▼	Proposed Units			Accompl. Type: ▼	Proposed Units	
		Actual Units				Actual Units	
Program Year 4	Fund Source: ▼	Proposed Amt.			Fund Source: ▼	Proposed Amt.	
		Actual Amount				Actual Amount	
	Fund Source: ▼	Proposed Amt.			Fund Source: ▼	Proposed Amt.	
		Actual Amount				Actual Amount	
	Accompl. Type: ▼	Proposed Units			Accompl. Type: ▼	Proposed Units	
		Actual Units				Actual Units	
	Accompl. Type: ▼	Proposed Units			Accompl. Type: ▼	Proposed Units	
		Actual Units				Actual Units	
Program Year 5	Fund Source: ▼	Proposed Amt.			Fund Source: ▼	Proposed Amt.	
		Actual Amount				Actual Amount	
	Fund Source: ▼	Proposed Amt.			Fund Source: ▼	Proposed Amt.	
		Actual Amount				Actual Amount	
	Accompl. Type: ▼	Proposed Units			Accompl. Type: ▼	Proposed Units	
		Actual Units				Actual Units	
	Accompl. Type: ▼	Proposed Units			Accompl. Type: ▼	Proposed Units	
		Actual Units				Actual Units	

Housing Needs Table										Grantee:		Only complete blue sections. Do NOT type in sections other than blue.															Priority Need?	Plan to Fund?	Households with a Disabled Member			Dispropo rtionate Racial/ Ethnic Need?	# of Househ olds in lead- hazard Housing	Total Low Income HIV/ AIDS Populatio n		
Housing Needs - Comprehensive Housing Affordability Strategy (CHAS) Data Housing Problems										Current % of House- holds	Current Number of House- holds	3-5 Year Quantities										% of Goal		Fund Source												
Household Income <=30% MFI	Owner	Renter	Elderly	Small Related	Large Related	All other hshld	All other hshld	Elderly	Small Related			Large Related	All other hshld	Year 1	Year 2	Year 3	Year 4*	Year 5*	Multi-Year	% of Goal	Fund Source	% HSHLD	# HSHLD													
										Goal	Actual													Goal	Actual	Goal	Actual	Goal	Actual	Goal	Actual	Goal	Actual	Goal	Actual	Goal
Household Income <=30% MFI	Owner	Renter	Elderly	Small Related	Large Related	All other hshld	All other hshld	Elderly	Small Related	Large Related	All other hshld	100%	3041								100%	760														
												Any housing problems	70.4	2141	4	2	3									2	13	0	0%	M	Y	CO	25.0	190		
												Cost Burden > 30%	69.4	2110															0	####	M	N	CO			
												Cost Burden >50%	53.6	1630															0	####	M	N	N			
												NUMBER OF HOUSEHOLDS	100%	2062																						
												With Any Housing Problems	86.4	1782	4	3	2	4	4	4	4	4	4	4	4	4	4	4	17	0	0%	H	Y	CHO		
												Cost Burden > 30%	84.2	1736	4	2	3	4	4	4	4	4	4	4	4	4	4	4	17	0	0%	H	Y	CO		
												Cost Burden >50%	73.7	1520	3	4	12	5	20	44	0	0%	H	Y	CHO											
												NUMBER OF HOUSEHOLDS	100%	364																						
												With Any Housing Problems	98.9	360	3	2	2	2	2	2	2	2	2	2	2	2	2	2	11	0	0%	H	Y	CO		
Household Income >30% MFI	Owner	Renter	Elderly	Small Related	Large Related	All other hshld	All other hshld	Elderly	Small Related	Large Related	All other hshld	100%	3086																							
												Any housing problems	70.7	2182	4	6	11	10	10	10	10	10	10	10	10	10	41	61	149%	H	Y	CO				
												Cost Burden > 30%	70.3	2169															0	####	H	N	CO			
												Cost Burden >50%	64.9	2003															0	####	H	N	CO			
												NUMBER OF HOUSEHOLDS	100%	7901																						
												With Any Housing Problems	68.5	5412	2	1	1	1	1	1	1	1	1	1	1	1	1	6	0	0%	M	Y	HO			
												Cost Burden > 30%	68.3	5396															0	####	M	N	HO			
												Cost Burden >50%	45.2	3571															0	####	M	Y	HO			
												NUMBER OF HOUSEHOLDS	100%	1954																						
												With Any Housing Problems	73.5	1436	3	2	1	1	1	1	1	1	1	1	1	1	1	8	0	0%	M	Y	HO			
Household Income >30% MFI	Owner	Renter	Elderly	Small Related	Large Related	All other hshld	All other hshld	Elderly	Small Related	Large Related	All other hshld	100%	243																							
												Any housing problems	92.6	225	1	1	1	1	1	1	1	1	1	1	1	1	5	0	0%	M	Y	CO				
												Cost Burden > 30%	90.9	221														0	####	M	N	CO				
												Cost Burden >50%	89.3	217	8	6	5	10	34	0	0%	M	Y	CO												
												NUMBER OF HOUSEHOLDS	100%	2326																						
												With Any Housing Problems	67.7	1575	2	2	1	1	1	1	1	1	1	1	1	1	7	0	0%	M	Y	CO				
												Cost Burden > 30%	66.9	1556														0	####	M	N	CO				
												Cost Burden >50%	58.6	1363														0	####	M	N	CO				

Household Income > 30 to <= 50% MFI		Owner																Renter			
		Owner																Renter			
Elderly	NUMBER OF HOUSEHOLDS		100%	3447														100%			
	With Any Housing Problems		74.5	2568	2	1	1	1	1	1	6	0	0%	M	Y	CO					
	Cost Burden > 30%		73.3	2527								0	####	M	N	CO					0
	Cost Burden >50%		44.0	1517									0	####	M	N					
Small Related	NUMBER OF HOUSEHOLDS		100%	2551 <th></th> <th></th> <th></th> <th></th> <th></th> <th></th> <th></th> <th></th> <th></th> <th></th> <th></th> <th></th> <th></th> <th></th> <th></th> <th></th>																	
	With Any Housing Problems		86.9	2217	6	5	4	4	5	24	0	0%	M	Y	CHO						
	Cost Burden > 30%		84.4	2153								0	####	M	Y	CHO					
	Cost Burden >50%		35.4	903								0	####	M	Y						
Large Related	NUMBER OF HOUSEHOLDS		100%	346																	
	With Any Housing Problems		90.5	313	1				1	2	0	0%	M	Y	CHO						
	Cost Burden > 30%		79.2	274								0	####	M	N	CHO					
	Cost Burden >50%		31.2	108								0	####	M	N						
All other hshold	NUMBER OF HOUSEHOLDS		100%	2677																	
	With Any Housing Problems		86.6	2318	8	10	8	7	41	0	0%	M	Y	CHO							
	Cost Burden > 30%		85.8	2297								0	####	M	N						
	Cost Burden >50%		44.8	1199								0	####	M	N						
Elderly	NUMBER OF HOUSEHOLDS		100%	13545																	
	With Any Housing Problems		49.0	6637	5	5	5	5	25	0	0%	M	Y	CHO							
	Cost Burden > 30%		48.8	6610								0	####	M	N	CHO					
	Cost Burden >50%		19.6	2655								0	####	M	N	CHO					
Small Related	NUMBER OF HOUSEHOLDS		100%	2296																	
	With Any Housing Problems		79.7	1830	7	6	5	4	4	26	0	0%	M	Y	CHO						
	Cost Burden > 30%		78.8	1809								0	####	M	N	CHO					
	Cost Burden >50%		45.2	1038	6	8	8	7	37	0	0%	M	Y								
Large Related	NUMBER OF HOUSEHOLDS		100%	368																	
	With Any Housing Problems		89.4	329	3	2	1	1	1	8	0	0%	M	Y	CHO						
	Cost Burden > 30%		74.7	275								0	####	M	N	CHO					
	Cost Burden >50%		43.8	161	4	4	2	3	15	0	0%	M	Y								
All other hshold	NUMBER OF HOUSEHOLDS		100%	2419																	
	With Any Housing Problems		79.3	1918	3	5	3	4	4	19	0	0%	M	Y							
	Cost Burden > 30%		78.9	1909								0	####	M	N						
	Cost Burden >50%		49.4	1195								0	####	M	N						
Elderly	NUMBER OF HOUSEHOLDS		100%	3388														100%			
	With Any Housing Problems		56.0	1897	1	1	0	1	0	3	0	0%	M	Y	CHO					0	
	Cost Burden > 30%		54.8	1857								0	####	M	Y	CHO					
	Cost Burden > 50%		13.5	457								0	####	M	Y						
all Related	NUMBER OF HOUSEHOLDS		100%	4411																	
	With Any Housing Problems		56.2	2479	1	1	0	0	1	3	0	0%	M	Y	HO						
	Cost Burden > 30%		49.3	2175	2	3	3	4	6	18	0	0%	M	Y	HO						

Household Income > 50 to <= 80% MF	Renter		Owner		Total Any Housing Problem		Total 215 Renter		Total 215 Owner		Total 215		
	Sm	Large Related	Sm	Large Related	Sm	Large Related	Sm	Large Related	Sm	Large Related	Sm	Large Related	
Cost Burden >50%													
NUMBER OF HOUSEHOLDS	100%	757											
With Any Housing Problems	70.5	534	1	1	0	1	0	3	0	0%	M	Y	
Cost Burden > 30%	32.9	249	1	2	1	1	1	6	0	0%	M	Y	
Cost Burden >50%	0.0	0	0	0	0	0	1	1	0	0%	M	Y	
NUMBER OF HOUSEHOLDS	100%	5802											
With Any Housing Problems	55.8	3238	1	1	1	0	0	3	0	0%	M	Y	
Cost Burden > 30%	54.9	3185							0	####	M	N	
Cost Burden >50%	7.3	424							0	####	M	N	
NUMBER OF HOUSEHOLDS	100%	19270											
With Any Housing Problems	21.0	4047	2	3	2	2	12	0	0%	M	Y	CHO	
Cost Burden > 30%	20.8	4008						0	####	M	N	CHO	
Cost Burden >50%	6.6	1272						0	####	M	N	CHO	
NUMBER OF HOUSEHOLDS	100%	6592											
With Any Housing Problems	54.6	3599	3	6	13	10	10	42	0	0%	M	Y	CHO
Cost Burden > 30%	52.8	3481						0	####	M	N	CHO	
Cost Burden >50%	14.4	949						0	####	M	N		
NUMBER OF HOUSEHOLDS	100%	1052											
With Any Housing Problems	60.4	635	1	2	1	1	1	6	0	0%	M	Y	HO
Cost Burden > 30%	43.8	461						0	####	M	N		
Cost Burden >50%	13.5	142	2	2	2	1	1	8	0	0%	M	Y	
NUMBER OF HOUSEHOLDS	100%	4755											
With Any Housing Problems	52.4	2492	3	3	4	7	7	24	0	0%	M	Y	O
Cost Burden > 30%	52.2	2482						0	####	M	N		
Cost Burden >50%	15.3	728						0	####	M	N		
Total Any Housing Problem			71	0	71	0	71	0	71	0	Total Disabled		190
Total 215 Renter											Tot. Elderly	22702	Total Lead Hazard
Total 215 Owner											Tot. Sm. Related	31936	Total Renters
Total 215			0	0	0	0	0	0	0	0	Tot. Lg. Related	5148	Total Owners
													53342
													74287

Continuum of Care Homeless Population and Subpopulations Chart

Part 1: Homeless Population				Sheltered		Un-sheltered	Total	Jurisdiction								
		Emergency	Transitional					Data Quality								
1. Homeless Individuals		712	540	1591		2843	(A) administrative records ▼									
2. Homeless Families with Children		69	100	57		226										
2a. Persons in Homeless with Children Families		159	280	137		576										
Total (lines 1 + 2a)		871	820	1728		3419										
Part 2: Homeless Subpopulations				Sheltered		Un-sheltered	Total	Data Quality								
1. Chronically Homeless		186		445		631	(N) enumerations ▼									
2. Severely Mentally Ill		591		0		591										
3. Chronic Substance Abuse		828		0		828										
4. Veterans		507		0		507										
5. Persons with HIV/AIDS		34		0		34										
6. Victims of Domestic Violence		203		0		203										
7. Youth (Under 18 years of age)		51		0		51										
Part 3: Homeless Needs Table: Individuals			Needs		Currently Available	Gap	5-Year Quantities				Total			Priority H, M, L	Plan to Fund? Y/N	Fund Source: CDBG, HOME, HOPEWA, ESG or Other
Beds	Emergency Shelters	1275	535	740	4	0	4	0	4	0	4	0	0	0%	Y	CD/ESG
	Transitional Housing	1340	635	705	4	0	4	0	4	0	4	0	0	0%	Y	CD/ESG
	Permanent Supportive Housing	661	241	420	6	0	6	0	6	0	6	0	0	0%	Y	CD/ESG
	Total	3276	1411	1865	4	0	4	0	4	0	4	0	0	0%		
Chronically Homeless																
						5-Year Quantities				Total						
			Year 1	Year 2	Year 3	Year 4	Year 5									

Part 4: Homeless Needs Table: Families		Need	Current Availab	Gap	Goal	Complete	Goal	Complete	Goal	Complete	Goal	Complete	Goal	Complete	Goal	Actual	% of Goal	Priority H. M.	Plan to Fund	Fund Source:	Other
Beds	Emergency Shelters	586	274	312	2	0	2	0	2	0	2	0	2	0	10	0	0%		Y	CD/ESG	
	Transitional Housing	620	307	313	2	0	2	0	2	0	2	0	2	0	10	0	0%		Y	CD/ESG	
	Permanent Supportive Housing	138	69	69	0	0	0	0	0	0	0	0	0	0	0	0	###		Y	CD/ESG	
	Total	1344	650	694	4	0	4	4	4	0	4	0	4	0	20	4	20%				

Completing Part 1: Homeless Population. This must be completed using statistically reliable, unduplicated counts or estimates of homeless persons in sheltered and unsheltered locations at a one-day point in time. The counts must be from: (A) administrative records, (N) enumerations, (S) statistically reliable samples, or (E) estimates. The quality of the data presented in each box must be identified as: (A), (N), (S) or (E).

Completing Part 2: Homeless Subpopulations. This must be completed using statistically reliable, unduplicated counts or estimates of homeless persons in sheltered and unsheltered locations at a one-day point in time. The numbers must be from: (A) administrative records, (N) enumerations, (S) statistically reliable samples, or (E) estimates. The quality of the data presented in each box must be identified as: (A), (N), (S) or (E).

Sheltered Homeless. Count adults, children and youth residing in shelters for the homeless. "Shelters" include all emergency shelters and transitional shelters for the homeless, including domestic violence shelters, residential programs for runaway/homeless youth, and any hotel/motel/apartment voucher arrangements paid by a public/private agency because the person or family is homeless. Do not count: (1) persons who are living doubled up in conventional housing; (2) formerly homeless persons who are residing in Section 8 SRO, Shelter Plus Care, SHP permanent housing or other permanent housing units; (3) children or youth, who because of their own or a parent's homelessness or abandonment, now reside temporarily and for a short anticipated duration in hospitals, residential treatment facilities, emergency foster care, detention facilities and the like; and (4) adults living in mental health facilities, chemical dependency facilities, or criminal justice facilities.

Unsheltered Homeless. Count adults, children and youth sleeping in places not meant for human habitation. Places not meant for human habitation include streets, parks, alleys, parking ramps, parts of the highway system, transportation depots and other parts of transportation systems (e.g. subway tunnels, railroad car), all-night commercial establishments (e.g. movie theaters, laundromats, restaurants), abandoned buildings, building roofs or stairwells, chicken coops and other farm outbuildings, caves, campgrounds, vehicles, and other similar places.

Non-Homeless Special Needs Including HOPWA		Needs	Currently Available	GAP	3-5 Year Quantities										Total	
					Year 1		Year 2		Year 3		Year 4*		Year 5*			
					Goal	Complete	Goal	Complete	Goal	Complete	Goal	Complete	Goal	Complete	Goal	Complete
Housing Needed	52. Elderly	2036	0	2036	0	0	0	0	0	0	0	0	0	0	0	####
	53. Frail Elderly	2007	0	2007	0	0	0	0	0	0	0	0	0	0	0	####
	54. Persons w/ Severe Mental Illness	308	0	308	0	0	0	0	0	0	0	0	0	105	0	0%
	55. Developmentally Disabled	485	0	485	0	0	0	0	0	0	0	0	0	80	0	0%
	56. Physically Disabled	1020	0	1020	0	3	0	3	0	3	0	3	0	15	0	0%
	57. Alcohol/Other Drug Addicted	5032	0	5032	0	0	0	0	0	0	0	0	0	0	0	####
	58. Persons w/ HIV/AIDS & their family	263	0	263	0	0	0	0	0	0	0	0	0	0	0	####
	59. Public Housing Residents	0	0	0	0	0	0	0	0	0	0	0	0	100	0	0%
	Total	11151	0	11151	0	3	0	3	0	3	0	3	0	300	0	0%
Supportive Services Needed	60. Elderly	20362	0	20362	0	0	0	0	0	0	0	0	0	0	0	####
	61. Frail Elderly	4014	0	4014	0	43	0	43	0	43	0	43	0	215	0	0%
	62. Persons w/ Severe Mental Illness	3078	0	3078	0	0	0	0	0	0	0	0	0	0	0	####
	63. Developmentally Disabled	4854	0	4854	0	0	0	0	0	0	0	0	0	0	0	####
	64. Physically Disabled	10200	0	10200	0	0	0	0	0	0	0	0	0	0	0	####
	65. Alcohol/Other Drug Addicted	60000	0	60000	0	0	0	0	0	0	0	0	0	0	0	####
	66. Persons w/ HIV/AIDS & their family	526	0	526	0	0	0	0	0	0	0	0	0	0	0	####
	67. Public Housing Residents	0	0	0	0	0	0	0	0	0	0	0	0	0	0	####
	Total	1E+05	0	1E+05	0	43	0	43	0	43	0	43	0	215	0	0%

Housing and Community Development Activities	Needs	Current	Gap	5-Year Quantities									
				Year 1		Year 2		Year 3		Year 4		Year 5	
				Goal	Actual	Goal	Actual	Goal	Actual	Goal	Actual	Goal	Cumulative
01 Acquisition of Real Property 570.201(a)	3	0	3			1		1		1			3
02 Disposition 570.201(b)	0	0	0										0
03 Public Facilities and Improvements (General) 570.201(c)	10	0	10	2		2		2		2		2	10
03A Senior Centers 570.201(c)	0	0	0										0
03B Handicapped Centers 570.201(c)	0	0	0										0
03C Homeless Facilities (not operating costs) 570.201(c)	7	0	7										0
03D Youth Centers 570.201(c)	0	0	0										0
03E Neighborhood Facilities 570.201(c)	3	0	3										0
03F Parks, Recreational Facilities 570.201(c)	2	0	2										0
03G Parking Facilities 570.201(c)	0	0	0										0
03H Solid Waste Disposal Improvements 570.201(c)	0	0	0										0
03I Flood Drain Improvements 570.201(c)	0	0	0										0
03J Water/Sewer Improvements 570.201(c)	0	0	0										0
03K Street Improvements 570.201(c) - Linear	21000	0	21000	4200		0		4200		4200		4200	16800
03L Sidewalks 570.201(c) - linear	6350	0	6350	1270		16000		1270		1270		1270	21080
03M Child Care Centers 570.201(c)	0	0	0										0
03N Tree Planting 570.201(c)	0	0	0										0
03O Fire Stations/Equipment 570.201(c)	1	0	1										0
03P Health Facilities 570.201(c)	0	0	0										0
03Q Abused and Neglected Children Facilities 570.201(c)	0	0	0										0
03R Asbestos Removal 570.201(c)	0	0	0										0
03S Facilities for AIDS Patients (not operating costs) 570.201(c)	0	0	0										0
03T Operating Costs of Homeless/AIDS Patients Programs	0	0	0										0
04 Clearance and Demolition 570.201(d)	110	0	110	22		15		22		22		22	103
04A Clean-up of Contaminated Sites 570.201(d)	0	0	0										0
05 Public Services (General) 570.201(e)	11000	0	11000	2200		10,300		2000		2200		2200	18900
05A Senior Services 570.201(e)	0	0	0					48		45			93
05B Handicapped Services 570.201(e)	0	0	0										0
05C Legal Services 570.201(E)	0	0	0										0
05D Youth Services 570.201(e)	0	0	0										0
05E Transportation Services 570.201(e)	0	0	0										0
05F Substance Abuse Services 570.201(e)	0	0	0										0
05G Battered and Abused Spouses 570.201(e)	0	0	0										0
05H Employment Training 570.201(e)	0	0	0										0
05I Crime Awareness 570.201(e)	0	0	0										0
05J Fair Housing Activities (if CDBG, then subject to 570.201(e)	0	0	0										0
05K Tenant/Landlord Counseling 570.201(e)	0	0	0										0
05L Child Care Services 570.201(e)	0	0	0										0

Public Services

Public Facilities and Improvements

TABLE 3B ANNUAL HOUSING COMPLETION GOALS

ANNUAL AFFORDABLE RENTAL HOUSING GOALS (SEC. 215)	Annual Expected Number Completed	Resources used during the period			
		CDBG	HOME	ESG	HOPWA
Acquisition of existing units		<input type="checkbox"/>	<input type="checkbox"/>		<input type="checkbox"/>
Production of new units	15	<input type="checkbox"/>	<input checked="" type="checkbox"/>		<input type="checkbox"/>
Rehabilitation of existing units	10	<input checked="" type="checkbox"/>	<input checked="" type="checkbox"/>	<input type="checkbox"/>	<input type="checkbox"/>
Rental Assistance		<input type="checkbox"/>	<input type="checkbox"/>		<input type="checkbox"/>
Total Sec. 215 Rental Goals	25	<input checked="" type="checkbox"/>	<input checked="" type="checkbox"/>	<input type="checkbox"/>	<input type="checkbox"/>
ANNUAL AFFORDABLE OWNER HOUSING GOALS (SEC. 215)					
Acquisition of existing units		<input type="checkbox"/>	<input type="checkbox"/>		
Production of new units	4	<input type="checkbox"/>	<input checked="" type="checkbox"/>		
Rehabilitation of existing units	20	<input checked="" type="checkbox"/>	<input checked="" type="checkbox"/>		
Homebuyer Assistance	22	<input type="checkbox"/>	<input checked="" type="checkbox"/>		<input type="checkbox"/>
Total Sec. 215 Owner Goals	46	<input checked="" type="checkbox"/>	<input checked="" type="checkbox"/>	<input type="checkbox"/>	<input type="checkbox"/>
ANNUAL AFFORDABLE HOUSING GOALS (SEC. 215)					
Homeless	6	<input checked="" type="checkbox"/>	<input checked="" type="checkbox"/>	<input type="checkbox"/>	<input type="checkbox"/>
Non-Homeless	46	<input checked="" type="checkbox"/>	<input checked="" type="checkbox"/>	<input type="checkbox"/>	<input type="checkbox"/>
Special Needs	6	<input checked="" type="checkbox"/>	<input checked="" type="checkbox"/>	<input type="checkbox"/>	<input type="checkbox"/>
Total Sec. 215 Affordable Housing	58	<input checked="" type="checkbox"/>	<input checked="" type="checkbox"/>	<input type="checkbox"/>	<input type="checkbox"/>
ANNUAL HOUSING GOALS					
Annual Rental Housing Goal	25	<input checked="" type="checkbox"/>	<input checked="" type="checkbox"/>	<input type="checkbox"/>	<input type="checkbox"/>
Annual Owner Housing Goal	46	<input checked="" type="checkbox"/>	<input checked="" type="checkbox"/>	<input type="checkbox"/>	<input type="checkbox"/>
Total Annual Housing Goal	71	<input checked="" type="checkbox"/>	<input checked="" type="checkbox"/>	<input type="checkbox"/>	<input type="checkbox"/>

For the purpose of identification of annual goals, an assisted household is one that will receive benefits through the investment of Federal funds, either alone or in conjunction with the investment of other public or private funds.

New Specific Objective

Summary of Specific Annual Objectives

Specific Obj. #	Outcome/Objective Specific Annual Objectives	Sources of Funds	Performance Indicators	Year	Expected Number	Actual Number	Percent Completed
DH-1	Availability/Accessibility of Decent Housing						
DH-1 (2)	Specific Objective - 15 households and 29 people will have access to decent housing	Source of Funds #1 - HOME	Performance Indicator #1 - 29 people will have access to decent housing through shelters and special needs housing	2010	595		0%
				2011	29		0%
		Source of Funds #2 - CDBG		2012			#DIV/0!
				2013			#DIV/0!
	Specific Annual Objective - Housing Preservation Homeowner 5 households (HOME); Housing Preservation Rental 10 households (HOME); PARC Burkett Villa Rehab 15 people (CDBG); PARC Curry Villa Rehab 14 people (CDBG)	Source of Funds #3	MULTI-YEAR GOAL	2014			#DIV/0!
						0	#DIV/0!
		Source of Funds #1		2010	25		0%
				2011	5		0%
		Source of Funds #2		2012			#DIV/0!
	Specific Annual Objective - Housing Preservation Homeowner 5 households (HOME); PARC Burkett Villa Rehab 15 people (CDBG); PARC Curry Villa Rehab 14 people (CDBG)	Source of Funds #3	MULTI-YEAR GOAL	2013			#DIV/0!
				2014			#DIV/0!
						0	#DIV/0!
	Specific Annual Objective - Housing Preservation Homeowner 5 households (HOME); PARC Burkett Villa Rehab 15 people (CDBG); PARC Curry Villa Rehab 14 people (CDBG)	Source of Funds #1	Performance Indicator #3 - decent housing will be available to 10 households through rental rehab	2010	0		#DIV/0!
				2011	10		0%
		Source of Funds #2		2012			#DIV/0!
				2013			#DIV/0!
		Source of Funds #3		2014			#DIV/0!
			MULTI-YEAR GOAL			0	#DIV/0!

**New Specific
Objective**

Summary of Specific Annual Objectives

Specific Obj. #	Outcome/Objective Specific Annual Objectives	Sources of Funds	Performance Indicators	Year	Expected Number	Actual Number	Percent Completed
DH-2	Affordability of Decent Housing						
DH-2 (2)	Specific Objective - 38 households will have access to decent housing	Source of Funds # 1 - HOME	Performance Indicator #1 - increased affordability of decent housing to 23 households through down payment assistance	2010	23		0%
				2011	23		0%
		Source of Funds #2 - CDBG		2012			#DIV/0!
				2013			#DIV/0!
		Source of Funds #3		2014			#DIV/0!
						0	#DIV/0!
	Specific Annual Objective - Housing Opportunities 23 households (HOME); Housing Production Rental 15 households (HOME)	Source of Funds #1	Performance Indicator #2 - decent housing will be available to 15 existing owner households through rehab	2010	25		0%
				2011	15		0%
		Source of Funds #2		2012			#DIV/0!
				2013			#DIV/0!
		Source of Funds #3		2014			#DIV/0!
			MULTI-YEAR GOAL			0	#DIV/0!
							#DIV/0!
		Source of Funds #1	Performance Indicator #3	2010			#DIV/0!
				2011			#DIV/0!
		Source of Funds #2		2012			#DIV/0!
				2013			#DIV/0!
		Source of Funds #3		2014			#DIV/0!
			MULTI-YEAR GOAL			0	#DIV/0!

**New Specific
Objective**

Summary of Specific Annual Objectives

Specific Obj. #	Outcome/Objective Specific Annual Objectives	Sources of Funds	Performance Indicators	Year	Expected Number	Actual Number	Percent Completed	
SL-1	Availability/Accessibility of Suitable Living Environment							
SL-1 (2)	Specific Objective - 1800 people will have access to services that create a suitable living environment	Source of Funds #1 - CDBG	Performance Indicator #1 - 1800 persons will have access to services that create a suitable living environment	2010	4,103		0%	
				2011	1,800		0%	
		Source of Funds #2 - ESG		2012			#DIV/0!	
				2013			#DIV/0!	
		Source of Funds #3	2014			#DIV/0!		
		MULTI-YEAR GOAL					0	#DIV/0!
		Source of Funds #1	Performance Indicator #2	2010	0		#DIV/0!	
				2011	15		0%	
		Source of Funds #2		2012			#DIV/0!	
		2013				#DIV/0!		
	Omni Center Operations - 1200 people (CDBG); Religious Community Services The Haven Operations - 400 people (ESG); WestCare Mustard Seed Operations - 200 People (ESG)	Source of Funds #3	2014				#DIV/0!	
		MULTI-YEAR GOAL					0	#DIV/0!
		Source of Funds #1	Performance Indicator #3	2010			#DIV/0!	
				2011			#DIV/0!	
		Source of Funds #2		2012			#DIV/0!	
				2013			#DIV/0!	
		Source of Funds #3	2014				#DIV/0!	
		MULTI-YEAR GOAL					0	#DIV/0!

New Specific Objective

Summary of Specific Annual Objectives

Specific Obj. #	Outcome/Objective Specific Annual Objectives	Sources of Funds	Performance Indicators	Year	Expected Number	Actual Number	Percent Completed	
SL-3	Sustainability of Suitable Living Environment							
SL-3 (2)	Specific Objective - 54,160 people; 2 housing units and 450 households will have a sustainable living environment through infrastructure improvements and services	Source of Funds #1 - CDBG	Performance Indicator #1 - 49770 persons will have sustainable living environments through infrastructure and facility improvements	2010	14,616		0%	
				2011	54160		0%	
				2012			#DIV/0!	
		2013				#DIV/0!		
		2014				#DIV/0!		
		MULTI-YEAR GOAL				0	#DIV/0!	
		Source of Funds #1		2010	87		0%	
				2011	450		0%	
				2012			#DIV/0!	
	Specific Annual Objective - Pinellas Park Sidewalks/Streetscape – 19781 people; Safety Harbor Park – 17500 people; Joes Creek – 7800 people; GRA Daycare Center Demo – 3155 people; Dansville Phase IV – 334 people; Clearance and Demo – 2 housing units; R'Club Child Care Rehabs Pinellas Park and Tarpon Springs 116 households; Dansville Street Lighting 334 households PEMHS Rehab 4,390 people. (ALL CDBG)	Source of Funds #2	Performance Indicator #2 - 450 households will have sustainable living environments through facility rehabs and infrastructure improvements	2013			#DIV/0!	
				2014			#DIV/0!	
				MULTI-YEAR GOAL				0
		Source of Funds #3		2010	0		#DIV/0!	
				2011	2		0%	
				2012			#DIV/0!	
		Source of Funds #1		2013			#DIV/0!	
				2014			#DIV/0!	
				MULTI-YEAR GOAL				0
	Source of Funds #2	Performance Indicator #3 - 2 housing units will have sustainable living environments through clearance and demolitions	2010			0%		
			2011			#DIV/0!		
			2012			#DIV/0!		
	Source of Funds #3		2013			#DIV/0!		
			2014			#DIV/0!		
			MULTI-YEAR GOAL				0	#DIV/0!