
**PINELLAS COUNTY, FLORIDA
CONSORTIUM**

**CONSOLIDATED ANNUAL PERFORMANCE
AND EVALUATION REPORT**

2015-2016 PROGRAM YEAR

DRAFT

Prepared for: Pinellas County Board of County Commissioners
By: Pinellas County Planning Department
Community Development and Planning Division
440 Court Street, 2nd Floor
Clearwater, FL 33756



December 29, 2016

Table of Contents

CR-05 - Goals and Outcomes.....	1
CR-15 - Resources and Investments 91.520(a)	8
CR-20 - Affordable Housing 91.520(b)	13
CR-25 - Homeless and Other Special Needs 91.220(d, e); 91.320(d, e); 91.520(c).....	16
CR-30 - Public Housing 91.220(h); 91.320(j)	19
CR-35 - Other Actions 91.220(j)-(k); 91.320(i)-(j)	20
CR-40 - Monitoring 91.220 and 91.230	27
CR-45 - CDBG 91.520(c).....	29
CR-50 - HOME 91.520(d)	30
CR-60 - ESG 91.520(g) (ESG Recipients only)	33
CR-65 - Persons Assisted	34
CR-70 – ESG 91.520(g) - Assistance Provided and Outcomes	36
CR-75 – Expenditures	37

Attachments

- Attachment A: Fair Housing Impediments
- Attachment B: PR 26 CDBG Financial Summary
- Attachment C: Reports – HOME Match / HOME & CDBG Section 3 / APR
- Attachment D: ESG eCart Data
- Attachment E: Comment Period Notices and Additional IDIS Reports

CR-05 - Goals and Outcomes

Progress the jurisdiction has made in carrying out its strategic plan and its action plan. 91.520(a)

This could be an overview that includes major initiatives and highlights that were proposed and executed throughout the program year.

Pinellas County is designated an Urban County for the Community Development Block Grant (CDBG) and Emergency Solutions Grant (ESG) program funds. The Urban County consists of all unincorporated areas of the County and the 20 municipalities participating in the County's program. Pinellas County is the lead entity of the Pinellas County Consortium for the HOME Initiatives Partnership (HOME) program funds. The Consortium consists of the jurisdictions of Pinellas County, acting in its capacity as an Urban County, and the City of Largo.

Pinellas County successfully completed the first year of the County's Five-Year Consolidated Plan period for the CDBG, HOME and ESG Programs. This Consolidated Annual Performance and Evaluation Report (CAPER) covers the period from October 1, 2015 to September 30, 2016. Federal resources were utilized throughout the community for a variety of housing and community development activities to address the following objectives of the 2015-2019 Consolidated Plan: sustainability and availability/accessibility of a suitable living environment and increased accessibility and affordability to decent housing. Below are the objectives and outcomes addressed during the 2015-2016 fiscal year:

Objective: Performance Measure One (SL-3: Sustainability of Suitable Living Environment): 20,898 people and 1,550 households will have a sustainable (more livable) environment through infrastructure construction and improvements and facility rehabilitation for the purpose of creating a suitable living environment.

Outcome: 36,110 people served. One project was cancelled and several other projects are underway and will be reported next fiscal year.

Objective: Performance Measure Two (SL-1: Availability/Accessibility of Suitable Living Environment): 36,935 people and 2 households will have access to recreational and social services and a sustainable (more livable) environment through facility rehabilitation for the purpose of creating a suitable living environment. (Please note this is a duplicated count as these people reside in areas served through Performance Measure One.)

Outcome: 82,073 people; 2 households served. Several alternate projects were funded and are included in the outcomes. One project was cancelled and several other projects are underway and will be reported next fiscal year.

Objective: Performance Measure Three (DH-2: Affordability of Decent Housing): 12 households will have access to affordable housing through down payment, housing, and mortgage assistance or through financial assistance for the purpose of providing decent affordable housing. **Outcome:** 18 households served. Additional housing activities remain underway and will be reported upon project completion.

Objective: Performance Measure Four (DH-1: Availability/Accessibility of Decent Housing): 82 households will have new or improved access to housing through the preservation of existing or creation or acquisition of additional units for the purpose of preserving and/or creating decent affordable housing. **Outcome:** 114 households served. Additional housing activities remain underway and will be reported upon project completion.

Objective: Performance Measure Four (DH-1: Availability/Accessibility of Decent Housing) 500 persons will have available improved access to housing services for the purpose of providing decent affordable housing.

Outcome: 1,129 people served.

Funding provided to activities that addressed the identified objectives have improved neighborhoods and public facilities and have made a significant difference to residents of Pinellas County.

Comparison of the proposed versus actual outcomes for each outcome measure submitted with the consolidated plan and explain, if applicable, why progress was not made toward meeting goals and objectives. 91.520(g)

Categories, priority levels, funding sources and amounts, outcomes/objectives, goal outcome indicators, units of measure, targets, actual outcomes/outputs, and percentage completed for each of the grantee's program year goals.

Goal	Category	Source / Amount	Indicator	Unit of Measure	Expected Strategic Plan	Actual Strategic Plan	Percent Complete	Expected Program Year	Actual Program Year	Percent Complete
Administration	Administration	CDBG: \$490,047.94 HOME: \$186,838.22 ESG: \$18,459.49 SHIP Program: \$ 246,769.49 local: HTF \$28,189.24	Other	Other						
Code Enforcement	Non-Housing Community Development	CDBG: \$32,090.56	Housing Code Enforcement/Foreclosed Property Care	Household Housing Unit	25,000	4,059	16.24%	1,500	4,059	270.60%
Elimination of Slum and Blight	Non-Housing Community Development	CDBG: \$547,411.90	Public Facility or Infrastructure Activities other than Low/Moderate Income Housing Benefit	Persons Assisted	25,000	4,460	17.84%	9,753	4,460	45.73%
Elimination of Slum and Blight	Non-Housing Community Development	CDBG: \$0.00	Buildings Demolished	Buildings	5	0	0.00%	1	0	0.00%
Emergency Shelter and Transitional Housing	Homeless	federal: \$	Overnight/Emergency Shelter/Transitional Housing Beds added	Beds	5	0	0.00%			

Goal	Category	Source / Amount	Indicator	Unit of Measure	Expected Strategic Plan	Actual Strategic Plan	Percent Complete	Expected Program Year	Actual Program Year	Percent Complete
Emergency Shelter and Transitional Housing	Homeless	federal: \$	Housing for Homeless added	Household Housing Unit	5	0	0.00%			
Homeownership Opportunities	Affordable Housing	HOME: \$0.00 SHIP Program: \$193,735.00	Direct Financial Assistance to Homebuyers	Households Assisted	20	18	90.00%	12	18	150.00%
Housing Services	Affordable Housing	SHIP Program: \$174,860	Public service activities for Low/Moderate Income Housing Benefit	Households Assisted	2,500	1,129	45.16%	500	1,129	225.80%
Neighborhood Improvements	Non-Housing Community Development	CDBG: \$453,091.27	Public Facility or Infrastructure Activities other than Low/Moderate Income Housing Benefit	Persons Assisted	10000	23,396	233.96%	11,228	23,396	208.37%
Neighborhood Improvements	Non-Housing Community Development	CDBG: \$235,000	Public service activities other than Low/Moderate Income Housing Benefit	Persons Assisted	0	4,935	0.00%	1,300	4,935	379.62%
Neighborhood Improvements	Non-Housing Community Development	CDBG: \$	Other	Other	0	0	0.00%	50	0	0.00%
Preservation of Owner Housing	Affordable Housing	HOME: \$0 SHIP Program: \$592,474.57	Homeowner Housing Rehabilitated	Household Housing Unit	20	22	110.00%	7	22	314.29%
Preservation of Rental Housing	Affordable Housing Non-Homeless Special Needs	HOME: \$1,137,702.84 SHIP Program: \$0 local: \$0	Rental units rehabilitated	Household Housing Unit	50	20	4	10	0	0.00%

Goal	Category	Source / Amount	Indicator	Unit of Measure	Expected Strategic Plan	Actual Strategic Plan	Percent Complete	Expected Program Year	Actual Program Year	Percent Complete
Production of Owner Housing	Affordable Housing	HOME: \$0 SHIP Program: \$ 1,168,001.57	Homeowner Housing Added	Household Housing Unit	15	11	73.33%	10	11	110.00%
Production of Rental Housing	Affordable Housing Non-Homeless Special Needs	HOME: \$ 2,266,903.07 SHIP Program: \$	Rental units constructed	Household Housing Unit	50	19	38.00%	10	19	190.00%
Public Facility Improvements	Public Housing Homeless Non-Homeless Special Needs Non-Housing Community Development	CDBG: \$135,006.33	Public Facility or Infrastructure Activities other than Low/Moderate Income Housing Benefit	Persons Assisted	2500	67,738	2,705%	34,590	67,738	195.50%
Public Facility Improvements	Public Housing Homeless Non-Homeless Special Needs Non-Housing Community Development	CDBG: \$13,000.00	Homeless Person Overnight Shelter	Persons Assisted	0	116		0	116	
Public Facility Improvements	Public Housing Homeless Non-Homeless Special Needs Non-Housing Community Development	CDBG: \$	Overnight/Emergency Shelter/Transitional Housing Beds added	Beds	0	0	0	0	0	0

Goal	Category	Source / Amount	Indicator	Unit of Measure	Expected Strategic Plan	Actual Strategic Plan	Percent Complete	Expected Program Year	Actual Program Year	Percent Complete
Public Services	Homeless Non-Homeless Special Needs Non-Housing Community Development	CDBG: \$215,774.83	Public service activities other than Low/Moderate Income Housing Benefit	Persons Assisted	2,500	14,304	385.56%	412	9,639	2339%
Rental Assistance	Affordable Housing Homeless	ESG: \$71,074.47	Tenant-based rental assistance / Rapid Rehousing	Households Assisted	125	24	19.20%	25	24	96.00%
Rental Assistance	Affordable Housing Homeless	ESG: \$70,158.52	Homelessness Prevention	Persons Assisted	125	18	14.40%	25	18	72.00%

Table 1 – Proposed vs. Actual Outcomes

Assess how the jurisdiction's use of funds, particularly CDBG, addresses the priorities and specific objectives identified in the plan, giving special attention to the highest priority activities identified.

Projects funded during the reporting period supported objectives identified in the 2015-19 Consolidated Plan. CDBG, ESG and HOME funds were used to address the high priority needs of providing affordable housing, supporting facilities/housing and addressing holistic physical revitalization/redevelopment in the urban county. Projects completed during the 2015-16 fiscal year helped meet the following specific goals identified in the Consolidated Plan and Annual Action Plan:

Goals: Improving public infrastructure and facilities in low- to moderate-income neighborhoods, blighted areas, or that serve low- to moderate-income households. These goals were addressed through completion of the following projects:

- City of Dunedin Streetscape Project
- City of Gulfport Shore Boulevard Recreation Trail & Improvement Project – Phase 1
- Family Resources Rehabilitation
- Highpoint Branch YMCA Facility Rehabilitation
- Homeless Empowerment Program Family Shelter Rehabilitation
- Pinellas County Urban Young Life Facility Rehabilitation
- Police Athletic League Facility Rehabilitation
- Religious Community Services Food Bank Rehabilitation
- The Arc Tampa Bay Tarpon Springs Day Program Facility Rehabilitation
- WestCare Gulfcoast-Florida Turning Point Facility Rehabilitation

Goal: Supporting operations of public facilities that serve low- to moderate-income households. This goal was addressed through completion of the following projects:

- CASA Operations
- Directions for Living Operations
- Greater Ridgecrest Branch YMCA - Omni Center Operations
- Gulfcoast Legal Services Fair Housing Program Operations
- Lighthouse of Pinellas Operations
- Pinellas Opportunity Council Chore Services Program Operations
- Police Athletic League Operations
- Religious Community Services Operations

Goals: Improving neighborhood revitalization and target areas and removing slum/blight. These goals were addressed through completion of the following projects:

- Target Area Code Enforcement
- Target Area Pre-Development Activities

Goals: Preserving or producing affordable housing. These goals were addressed through completion of the following projects:

- Community Housing Assistance Program (Homelessness Prevention/Re-Housing Program)
- Owner/Rental Housing Preservation Programs
- Rental Housing Production Programs
- Housing Opportunities Programs

Several projects identified in the FY 15/16 Action Plan are still underway and will be completed in the next fiscal year. These projects include:

- CASA Facility Rehabilitation
- Central Lealman Joe's Creek Park Design
- Citizens Alliance for Progress Multi-Purpose Facility Design
- Dansville Neighborhood Revitalization Area Activities (prior year funding) – Ongoing neighborhood revitalization projects, including housing construction, delayed due to nation-wide housing market factors.
- Demolition and Clearance Program (1 demolition was completed; this activity remained open from the previous year to allow for the expenditure of remaining project funds. 1 new demolition activity is currently underway.)
- Friends of Ridgecrest Facility
- Housing Preservation Program/City of Largo Single Family Rehabilitation Program – Due to delays with grant agreements, this activity will remain open to allow for the expenditure of remaining project funds.
- Housing Opportunities/City of Largo Down Payment Program – Due to delays with grant agreements, this activity will remain open to allow for the expenditure of remaining project funds.
- Kimberly Home Acquisition – Due to delays negotiating a successful acquisition, this activity will remain open to allow for the expenditure of remaining project funds.
- Lealman and Asian Neighborhood Family Center Acquisition and Expansion.

Several projects identified for funding in the FY 15/16 Action Plan have been cancelled. These projects include:

- Community Gardens.
- Starting Right, Now Facility Renovations – agency received a private grant to fund the project and declined to accept funding.

Several projects identified as alternates were funded with unanticipated program income received during the fiscal year. These activities are included in the completed projects identified above. All other alternate activities were not funded.

Actual expenditures for each priority need during FY 15/16 were fairly consistent with the Annual Action Plan and with identified objectives. Affordable housing projects often span multiple reporting periods, thus activities are carried over into subsequent fiscal years. Additionally neighborhood revitalization activities funded with CDBG can span multiple fiscal years with additional funds added each year. These multiple year

activities will be reported future CAPERs when completed.

CR-10 - Racial and Ethnic composition of families assisted

Describe the families assisted (including the racial and ethnic status of families assisted). 91.520(a)

	CDBG	HOME	ESG
White	49,276	32	21
Black/African American	18,209	4	19
Asian	213	0	0
American Indian/American Native	143	0	0
Native Hawaiian/Other Pacific Islander	849	0	0
Total	68,690	36	40
Hispanic	9,856	2	8
Not Hispanic	58,998	37	34
Please note the CDBG data included in the table above does not include participants who identified their racial status as American India/Alaskan Native and White, Asian and White, Black/African American and White, American Indian /Alaskan Native and Black/African American, and Other Multi-Racial. HOME data in the table above does not include participants who identified their racial status as Other Multi-Racial. ESG data included in the table above does not include participants who identified their racial status as Black/African American and White and American Indian/Alaskan Native and Black/African American. The narrative below includes the demographic data for all racial and ethnic groups reported for all funding sources.			
Table 1 – Table of assistance to racial and ethnic populations by source of funds			

Narrative

In FY 15/16, CDBG funded public service and public facility activities served a total of 68,855 persons. Following are the racial and ethnic status of the program participants: White - 49,276 (71.56%); Black/African American - 18,209 (26.45%); Asian - 213 (0.31%); American Indian/Alaskan Native - 143 (0.21%); Native Hawaiian/Other Pacific Islander - 849 (1.23%); Black/African American and White - 24 (0.04%); Other Multi-Racial - 141 (0.20%). Additionally, 9,856 of these identified program participants, or 14.31% of the total identified program participants, were Hispanic.

The income demographics for the CDBG families assisted are as follows: Extremely Low Income (0-30% AMI) - 45,630 (66.27%); Very Low Income (31-50% AMI) - 15,374 (22.33%); Low Income (51-80% AMI) - 7,785 (11.30%); and Moderate Income (80%+ AMI) - 66 (0.10%).

CDBG also funded projects that serve residents within designed Neighborhood Revitalization Strategy and Local Target Areas that are reported on an area basis. These projects benefitted 41,045 residents in those areas.

In FY 15/16, HOME funded housing activities served a total of 39 households. Following are the racial and ethnic status of the program participants: White - 32 (82.05%); Black/African American - 4 (10.26%); Other Multi-Racial - 3 (7.69%). Additionally, 2 of the program participants, or 5.13% of the total program participants, were Hispanic.

The income demographics for the HOME families assisted are as follows: Extremely Low Income (0-30% AMI) - 17 (43.59%); Very Low Income (31-50% AMI) - 16 (41.03%); and Low Income (51-80% AMI) - 6 (15.38%).

In FY 15/16, the ESG funded Community Housing Assistance Program completed serving a total of 42 individuals and/or households consisting of a total of 109 persons. Additional persons are in the process of being served and will be reported when their service is complete. Following are the racial and ethnic status of the completed program participants: White - 21 (50.00%); Black/African American - 19 (45.24%); Black/African American and White - 1 (2.38%); American Indian/Alaskan Native and Black/African American - 1 (2.38%). Additionally, 8 of the individuals and/or households, or 19.05% of the households, were Hispanic. All 42, or 100%, ESG individuals and/or households assisted were Extremely Low Income (0-30% AMI).

In FY 15/16, State SHIP funded housing activities served a total of 51 households. Additional households are in the process of being served and will be reported when their activity is complete. Following are the racial and ethnic status of the program participants: White - 38 (74.51%); Black/African American - 10 (19.61%); Black/African American and White - 1 (1.96%); Asian and White - 1 (1.96%); Other Multi-Racial - 1 (1.96%). Additionally, 7 of the program participants, or 13.73% of the total program participants, were Hispanic.

The income demographics for the State SHIP families assisted are as follows: Extremely Low Income (0-30% AMI) - 1 (1.96%); Very Low Income (31-50% AMI) - 16 (31.37%); Low Income (51-80% AMI) - 25 (49.02%); and Moderate Income (81-120% AMI) - 9 (17.65%).

CR-15 - Resources and Investments 91.520(a)

Identify the resources made available

Source of Funds	Source	Resources Made Available	Amount Expended During Program Year
CDBG		\$2,450,239.71	\$2,941,160.62
HOME		\$1,973,916.91	\$1,423,342.13
ESG		\$215,925.00	\$235,995.64
Other	SHIP/HTF	\$3,566,935.78	\$2,382,107.21
Table 2 - Resources Made Available			

Narrative

During the fiscal year, Pinellas County had a total of \$4,640,081.62 in Federal CDBG, HOME and ESG program funding available to fund eligible housing and community development activities in low- and moderate-income and slum and blighted areas, and to fund local agencies that provide services that assist low- and moderate-income residents throughout the County. The funding consisted of \$3,599,323 in new entitlement funding through the CDBG, HOME, and ESG programs and \$1,040,758.62 in program income generated from previously funded CDBG and HOME program activities. The County also had a total of \$242,103.54 in Neighborhood Stabilization Program (Rounds 1, 2 and 3) program income available for eligible housing related activities. Additionally, Pinellas County had a total of \$3,566,935.78 in Florida State Housing Initiatives Partnership (SHIP) program and local Housing Trust Funds and General Funds available to assist in addressing the housing needs in the County. Although the opportunity to apply was available, during the fiscal year, there were no MBE/WBE contracts executed.

Identify the geographic distribution and location of investments

Target Area	Planned % of Allocation	Actual % of Allocation	Narrative Description
Central Lealman Target Area	6	17	Redevelopment/revitalization, facility improvement and public service activities in the locally designated Central and East Lealman Target Areas
Dansville Redevelopment Area	3	1	Redevelopment/revitalization and facility improvement activities in the Dansville Neighborhood Revitalization Area
Greater Ridgecrest Area	7	6	Public service activities in the Greater Ridgecrest Neighborhood Revitalization Area
High Point Target Area	3	4	Facility improvement and housing preservation activities in the locally designated High Point Target Area
Tarpon Springs Target Area	2	28	Facility improvement and housing preservation activities in the locally designated Tarpon Springs Target Area
Countywide	19	18	Facility improvement, public service and housing preservation/production activities
Urban County	60	26	Infrastructure, public service, homeless/ homelessness prevention and housing preservation/production activities
Table 3 – Identify the geographic distribution and location of investments			

Narrative

During the fiscal year, 1% of the total CDBG expenditures were expended on activities in the Dansville Neighborhood Revitalization Area; 6% of the total CDBG expenditures were expended on activities in the Greater Ridgecrest Neighborhood Revitalization Area; 17% of the total CDBG expenditures were expended on activities in the Central and East Lealman Target Areas; 4% of the total CDBG expenditures were expended on

activities in the Highpoint Target Area; and 28% of the total CDBG expenditures were expended on activities in the Tarpon Springs Target Area.

Redevelopment and revitalization funds are directed to County targeted areas; including two HUD approved Neighborhood Revitalization Strategy Areas (NRSA) and the locally designated Lealman Target Areas, Tarpon Springs Target Areas and High Point Target Areas. Funds are also used to support redevelopment activities in cooperating cities. All areas are either principally low/moderate income as determined through HUD generated Low and Moderate Income Summary Data or slum/blight areas as designated by the local government.

Public facility improvement and operations activities can be funded throughout the County as long as the activities being carried out at the facilities serve residents of the urban county and are serving a low- and moderate-income clientele.

Housing programs are available throughout the Urban County, with a focus on areas with a concentration of older housing, as well as on special targeted areas. The County encourages mixed-income developments. For activities involving homeless or special needs, the emphasis continues to be cooperation with other entitlement communities in the County to ensure that those in need within all areas of the County are served (while ensuring that the project sponsor or sub-grantee is serving Urban County residents).

Leveraging

Explain how federal funds leveraged additional resources (private, state and local funds), including a description of how matching requirements were satisfied, as well as how any publicly owned land or property located within the jurisdiction that were used to address the needs identified in the plan.

The County expended \$4,651,158.68 of Federal CDBG, HOME, ESG, NSP and NSP3 funds during the fiscal year on completed housing, public service, public facility and public infrastructure related activities. Additionally, the County expended \$2,382,107.21 of local Housing Trust Funds and State SHIP funds for completed housing program activities. The projects completed with Federal, State, and local funds leveraged \$33,617,941.45 in community funding.

Pinellas County continues to leverage Federal funds through the use of other public and private resources. The County's annual application cycle emphasizes the need to leverage Federal funds with local funds in order to meet more of the needs within the community. Annual allocations and program income generated through the State of Florida's State Housing Initiatives Partnership (SHIP) program and program income generated through the County's locally funded Housing Trust Fund (HTF) program provide public leveraging. Private lenders also provide leveraging through primary loans on homeownership activities and rental development.

Matching requirements of the HOME program are satisfied primarily with State of Florida SHIP funds and also with Pinellas County's Housing Trust Fund. Although no new HOME Match was contributed during FY 15/16, the County began the fiscal year with \$832,508.10 in excess HOME Match carried over from prior fiscal years.

Matching requirements of the ESG program were satisfied with County General Funds on activities benefitting homeless individuals and families.

Pinellas County also has limited land available to create additional affordable units within the Consortium. In 2007, the County authorized the Housing Finance Authority to utilize land trusts to help facilitate the ownership and development of affordable housing projects in Pinellas County. The HFA established the Bright Community Trust (formerly known as the Pinellas Community Housing Foundation) as trustee for the land trusts.

Pinellas County also dedicated \$15 million of Penny for Pinellas revenue from a one cent sales tax for providing affordable housing within the County. In February 2016, \$4.9 Million of that funding was provided for the acquisition of approximately 7.7 acres of property located in Lealman. The property included existing residential units that were a mix of 1BR, 2BR, 3BR and 4BR units. A portion of the property will be redeveloped to provide additional workforce housing in an effort to increase affordable housing within the community.

Pinellas County owns 70 parcels in the Dansville NRSA. Ten of those parcels are reserved for future community amenities. The remaining sixty (60) parcels are reserved for housing development. During the fiscal year, six (6) parcels were conveyed to Habitat for Humanity for the production of new owner housing for households at or below 80% AMI. An additional eight parcels were offered for sale in an Invitation to Bid, of which three (3) parcels were purchased by Habitat for Humanity. The remaining five parcels offered in the Invitation to Bid were purchased.

Additionally, the County owns property in the Greater Ridgecrest Neighborhood Revitalization Strategy Area (NRSA), which houses the Greater Ridgecrest Branch YMCA. The Y administers a comprehensive recreation program for the residents of the surrounding Greater Ridgecrest Area, low- and moderate-income neighborhoods. The Y serves three crucial areas of focus to help residents with youth development; healthy living; and social responsibility. The Y also serves other Y school age programs, Ridgecrest Elementary School, and Indian Rocks Christian School, by providing access to the pool and gym. For community residents, the Y serves as an affordable rental venue for private community events. The Greater Ridgecrest Branch of the YMCA of the Suncoast is guided by an advisory board with 100% of its membership being residents of the community or persons whose principal place of business is in the community.

Fiscal Year Summary – HOME Match	
1. Excess match from prior Federal fiscal year	\$832,508.10
2. Match contributed during current Federal fiscal year	\$0.00
3. Total match available for current Federal fiscal year (Line 1 plus Line 2)	\$832,508.10
4. Match liability for current Federal fiscal year	\$358,600.87
5. Excess match carried over to next Federal fiscal year (Line 3 minus Line 4)	\$473,907.23
Table 4 – Fiscal Year Summary - HOME Match Report	

Match Contribution for the Federal Fiscal Year								
Project No. or Other ID	Date of Contribution	Cash (non-Federal sources)	Foregone Taxes, Fees, Charges	Appraised Land/Real Property	Required Infrastructure	Site Preparation, Construction Materials, Donated labor	Bond Financing	Total Match
No new match contributed during FY 15/16.								
Table 5 – Match Contribution for the Federal Fiscal Year								

HOME MBE/WBE report

Program Income – Enter the program amounts for the reporting period								
Balance on hand at beginning of reporting period \$	Amount received during reporting period \$	Total amount expended during reporting period \$	Amount expended for TBRA \$	Balance on hand at end of reporting period \$				
0	998,207.91	998,207.91	0	\$193,356.35				
Table 6 – Program Income								
Minority Business Enterprises and Women Business Enterprises – Indicate the number and dollar value of contracts for HOME projects completed during the reporting period								
	Total	Minority Business Enterprises				White Non-Hispanic		
		Alaskan Native or American Indian	Asian or Pacific Islander	Black Non-Hispanic	Hispanic			
Contracts								
Dollar Amount	0	0	0	0	0	0		
Number	0	0	0	0	0	0		
Sub-Contracts								
Number	0	0	0	0	0	0		
Dollar Amount	0	0	0	0	0	0		
	Total	Women Business Enterprises	Male					
Contracts								
Dollar Amount	0	0	0					
Number	0	0	0					
Sub-Contracts								
Number	0	0	0					
Dollar Amount	0	0	0					
Table 7 – Minority Business and Women Business Enterprises								

Minority Owners of Rental Property – Indicate the number of HOME assisted rental property owners and the total amount of HOME funds in these rental properties assisted						
	Total	Minority Business Enterprises				White Non-Hispanic
		Alaskan Native or American Indian	Asian or Pacific Islander	Black Non-Hispanic	Hispanic	
Number	0	0	0	0	0	0
Dollar Amount	0	0	0	0	0	0
Table 8 – Minority Owners of Rental Property						
Relocation and Real Property Acquisition – Indicate the number of persons displaced, the cost of relocation payments, the number of parcels acquired, and the cost of acquisition						
Parcels Acquired		0	0	0		
Businesses Displaced		0	0	0		
Nonprofit Organizations Displaced		0	0	0		
Households Temporarily Relocated, not Displaced		0	0	0		
	Total	Minority Property Enterprises				White Non-Hispanic
		Alaskan Native or American Indian	Asian or Pacific Islander	Black Non-Hispanic	Hispanic	
Number	0	0	0	0	0	0
Cost	0	0	0	0	0	0
Table 9 – Relocation and Real Property Acquisition						

CR-20 - Affordable Housing 91.520(b)

Evaluation of the jurisdiction's progress in providing affordable housing, including the number and types of families served, the number of extremely low-income, low-income, moderate-income, and middle-income persons served.

	One-Year Goal	Actual
Number of Homeless households to be provided affordable housing units	25	24
Number of Non-Homeless households to be provided affordable housing units	59	60
Number of Special-Needs households to be provided affordable housing units	0	48
Total	84	132
Table 10 – Number of Households		

	One-Year Goal	Actual
Number of households supported through Rental Assistance	50	42
Number of households supported through The Production of New Units	10	30
Number of households supported through Rehab of Existing Units	12	42
Number of households supported through Acquisition of Existing Units	12	18
Total	84	132
Table 11 – Number of Households Supported		

Discuss the difference between goals and outcomes and problems encountered in meeting these goals.

Pinellas County continues to work on meeting the goals identified in the 2011-2015 Consolidated Plan. Most annual affordable housing goals were either exceeded or a portion of the goal was met. In the category of the number of homeless households to be provided affordable housing units, the County provided 24 of the 25 unit goal. Nonprofit staff capacity remains an issue. The Request for Qualifications issued last year in order to add new/additional nonprofits to the list of agencies administering County housing programs was unsuccessful. A new RFQ is in the process of being issued. Another issue encountered is a lack of eligible contractors willing to bid on homeowner rehabilitation projects. In order to address this issue the homeowner rehabilitation program began using an existing County approved job order contracting system. The job order contracting system is designed with catalog priced labor and materials and currently consists of three preapproved general contractors for the program.

Sufficient funding for affordable housing programs continues to be a barrier. Fiscal year 2015 funding levels, at \$975,709, is the smallest HOME allocation the County has ever received. The County continues to see small increases in allocations from the State SHIP Program with a FY 15-16 allocation of \$2,363,446. However, funding at this level still reflects close to a fifty percent reduction from a SHIP allocation that was in excess of \$4 million annually. The loss of these federal and local resources that support the development and financing of affordable housing continues to create a gap in the financing of projects and programs administered by the County.

Discuss how these outcomes will impact future annual action plans.

In the current 5-year Consolidated Plan, covering fiscal years 2015-16 through 2019-20, the County re-evaluated and reduced the expected goals for the five-year cycle due to the continued reduction in resources for affordable housing. Affordable housing continues to be one of the high priority goals identified in the 5-Year Plan and will continue to be addressed in the Annual Action Plans and Pinellas County will continue to utilize CDBG, HOME and ESG funds to meet the needs identified.

Include the number of extremely low-income, low-income, and moderate-income persons served by each activity where information on income by family size is required to determine the eligibility of the activity.

Number of Persons Served	CDBG Actual	HOME Actual
Extremely Low-income	0	17
Low-income	0	16
Moderate-income	0	6
Total	0	39
Table 12 – Number of Persons Served		

Narrative Information

Pinellas County housing programs are available to extremely low, low, and moderate-income households that meet the eligibility requirements for each program. In FY 15/16 Pinellas County housing programs assisted 132 total units using Federal CDBG, HOME, and ESG funding, as well as State SHIP funds and local HTF funds. Owner housing opportunity programs, owner preservation programs, and owner housing production programs served a total of 51 households: 1 extremely low-income, 16 low-income, 25 low to moderate-income and 9 low-mod-middle income. Rental housing preservation, rental housing production and homelessness prevention/re-housing programs served a total of 81households: 59 extremely low-income, 16 low-income, and 6 low to moderate-income.

Pinellas County continues to experience a significant housing affordability issue with both ownership and rental housing. According to a report on America's Rental Crisis by the Harvard Joint Center for Housing Studies a record number of renters in the Tampa Bay Area and nationwide face serious affordability issues at a time when rents are growing faster than incomes and the supply of moderately priced rental housing is failing to meet the surging demand. In the Tampa Bay area more than one-fourth of all renters are severely burdened by rents that consume at least half of the household income leaving little income available for other necessities and lower-income families struggling to find affordable rentals. Additionally, assistance programs have been unable to fill the gap, with households that qualify for rent subsidies outstripping the availability by a 4 to 1 ratio.

Based on 2010 Census data, countywide 49% of owner households exceed HUD's affordability threshold. Fifty-six percent of countywide rents exceed HUD's affordability threshold. Families transitioning to rental as a result of foreclosure are finding it difficult to secure affordably priced housing as indicated above. The supply of rental housing in the Consortium, affordable to extremely low-, low-, moderate-, and middle-income families, has not kept pace with the increased demand for rental housing. Average rents are not affordable and households are barely able to afford rent. Pinellas County is built out and lacks developable land for construction of new affordable rental housing. These barriers continue to have a negative impact on projects and programs utilized to implement the County's stated strategies.

CR-25 - Homeless and Other Special Needs 91.220(d, e); 91.320(d, e); 91.520(c)

Evaluate the jurisdiction's progress in meeting its specific objectives for reducing and ending homelessness through:

Reaching out to homeless persons (especially unsheltered persons) and assessing their individual needs

In FY 15/16 Pinellas County provided \$281,741.07 in CDBG funds and \$41,000 in ESG funds supporting homeless operations and homeless facility rehabilitation. Funding was provided to six projects: Homeless Empowerment Program for the rehabilitation of a family shelter facility; Family Resources for the rehabilitation of SafePlace2Be youth shelter; WestCare Gulfcoast-FL for the rehabilitation of Turning Point emergency intervention shelter and inebriate receiving facility; Religious Community Services for the rehabilitation of the RCS Food Bank; Directions for Living for operating costs including essential service salaries for the homeless services program; CASA for operating costs including building and grounds maintenance at their domestic violence shelter. Funding the projects addresses the following priority needs: supporting improvements of public facilities serving low- and moderate-income persons, including the homeless and special needs populations and supporting operations of programs serving low- and moderate-income persons, including the homeless and special needs populations. Additionally, the projects supporting the following goals: public facility improvements and public services. Additionally, Pinellas County works closely with the Pinellas County Homeless Leadership Board, Inc., attending general meetings of the Board, participating on the Coordinated Intake, Assessment and Referral Planning Committee; and providing staff support for the Point-in-Time Count.

The Homeless Leadership Board (HLB) partners with the Juvenile Welfare Board's Children's Services Council & 2-1-1 Tampa Bay Cares on the Family Services Initiative (FSI) that works with families with needs to prevent homelessness while working on longer-term issues and to have one place for families to make initial contact for help. FSI is publicized widely as the place to go for help for the homeless and at-risk families. Homeless/at risk families call 2-1-1 & are directed to specific triage staff for short assessment. Outreach is done by 3 full-time/2 half-time Street Outreach Teams who cover major parts of the county five days a week.

The Street Outreach Teams are the center of the Continuum of Care's efforts to find & engage street homeless, in place since late 2006. Each Street Outreach Team is composed of one law enforcement officer and one case manager. Additionally, Street Outreach Individuals focus on finding unaccompanied youth. The Veterans Administration funds Veterans Outreach persons.

All the outreach personnel meet bi-monthly to discuss problems, identify increases/decreases in specific populations, problem-solve, and meet with providers of emergency mats and beds. Police departments train their law enforcement staff members on working with street homeless persons. Once a street homeless individual or couple seeks assistance, they are encouraged to go to Safe Harbor, the County's major intake/emergency shelter and are assigned to a case manager for assessment & referral to services, etc. Unaccompanied youth are 'friended' and referred to Family Resources and other youth programs to get them

off the street. Street Outreach Teams also process individuals for entrance to Pinellas Hope, another major emergency shelter.

Addressing the emergency shelter and transitional housing needs of homeless persons

As a result of limited funding for operations, Pinellas County supports emergency and transitional housing needs by providing CDBG funding to assist with brick and mortar type projects and some operational support. In FY 15-16, the County provided \$40,000 in CDBG funds to Homeless Empowerment Program for the rehabilitation of a 2-unit family shelter building; \$13,000 in CDBG funds to Family Resources for the rehabilitation of SafePlace2Be youth shelter which served 116 people; \$22,165.74 to WestCare Gulfcoast-FL for the rehabilitation of Turning Point emergency intervention shelter which served 1,503 people; and \$41,000 in ESG funds to CASA for operating costs at their domestic violence shelter which served 641 people and provided a total of 36,132 bed-nights.

In FY 15/16, the Human Services Department provided approximately \$1.87 million in funding in support of programs that address the emergency shelter and transitional housing needs of homeless persons. The County provided \$600,000 to support Pinellas Hope, efficiency apartments for homeless individuals providing transitional housing for homeless individuals as they begin to transition back to regular housing. The County provided \$146,366 to CASA and \$84,210 to Religious Community Services to support emergency shelter for survivors of domestic violence. The County provided \$187,582 to Homeless Empowerment Program, \$57,600 to Religious Community Services, \$65,300 to Salvation Army, \$72,000 to the Society of St. Vincent De Paul and \$515,053 to WestCare Gulfcoast in support of emergency shelters. Funding the projects addresses the following priority need: supporting operations of programs serving low- and moderate-income persons, including the homeless and special needs populations. Additionally, the projects supporting the following goal: public services.

Helping low-income individuals and families avoid becoming homeless, especially extremely low-income individuals and families and those who are: likely to become homeless after being discharged from publicly funded institutions and systems of care (such as health care facilities, mental health facilities, foster care and other youth facilities, and corrections programs and institutions); and, receiving assistance from public or private agencies that address housing, health, social services, employment, education, or youth needs

In FY 15/16 Pinellas County expended \$134,995.64 in Emergency Solutions Grant funds administering the Community Housing Assistance Program providing homelessness prevention and rapid re-housing activities. In FY 15/16 Pinellas County served a total of 42 individuals and/or households experiencing homelessness or at risk of becoming homeless. Funding the CHAP program addresses the following priority needs: Preserve existing and/or produce new affordable housing for low- to moderate-income owner and renter households, including special needs populations. Additionally, the projects supporting the following goal: rental assistance.

Pinellas County Human Services provides Homeless Prevention and Self-Sufficiency programs targeted to the homeless population. The programs target high poverty zone areas throughout the County and focus on individuals who are disabled and need assistance applying for Federal benefits, employed homeless families

with children seeking affordable, permanent housing, and veterans who need assistance with obtaining Federal benefits, with a special focus on homeless veterans. Human Services provided \$369,840 towards their Family Housing Assistance Program, which provides case management to highly motivated working families with a desire to transition from homelessness into economic self-sufficiency through customized family plans that include assistance with locating housing, paying rent and/or security deposits, utilities, food, transportation, work assistance or retraining. Financial coaching services are provided to assist families with budgeting and establishing or restoring credit. Additionally, Human Services provided \$770,728 towards their Adult Emergency Financial Assistance Program, which assists with past due rents to avoid eviction, emergency mortgage assistance to reduce the risk of foreclosure, utility assistance, transportation assistance and work-related expenses.

The Veterans Services Program focus on homeless veterans. Traditional and homeless veterans may receive services under any of the Homeless Prevention and Self-Sufficiency Programs they qualify for and may receive medical assistance through the Pinellas County Health Program until their Federal medical benefits are determined and received.

The County continues to monitor the availability of additional Federal funds that may become available to address homeless and homeless prevention activities. Pinellas County coordinates these activities with other jurisdictions within the County to ensure that eligible recipients are not moving needlessly in order to access the funding.

Helping homeless persons (especially chronically homeless individuals and families, families with children, veterans and their families, and unaccompanied youth) make the transition to permanent housing and independent living, including shortening the period of time that individuals and families experience homelessness, facilitating access for homeless individuals and families to affordable housing units, and preventing individuals and families who were recently homeless from becoming homeless again

In FY 15/16 Pinellas County expended \$235,995.64 in Emergency Solutions Grant funds administering the Community Housing Assistance Program providing homelessness prevention and rapid re-housing activities. In FY 15/16 Pinellas County served a total of 42 individuals and/or households experiencing homelessness or at risk of becoming homeless. Additionally, the County provided over \$2.8 million in support for homeless programs in the community through their Homeless Initiatives and Domestic Violence Programs.

Pinellas Safe Harbor, a 470-bed homeless shelter and jail diversion program that opened in January 2011. Pinellas Safe Harbor helps divert homeless individuals from the criminal justice system and alleviates jail overcrowding. Pinellas Safe Harbor serves as a transitional facility to prevent former County residents coming out of State prisons from ending up on the street. The goal of Pinellas Safe Harbor is to enable individuals to re-enter mainstream society and receive assistance towards acquiring more permanent housing. Pinellas Safe Harbor operates a \$1.6 million budget provided by the Pinellas County Sheriff's Office, which is offset by municipal and community contributions.

Pinellas Safe Harbor, as a jail diversion program, is a cost effective alternative to jail incarceration. It costs \$106 per day for Pinellas County to house an inmate in jail, while it costs Pinellas Safe Harbor \$13 per day to house a

resident. Clientele includes military veterans, chronically homeless, physically disabled, persons with mental illness, alcohol/drug abusers, individuals living on the street, individuals released from jail, and individuals from emergency shelters where they are no longer welcome.

Pinellas County coordinates with the Juvenile Welfare Board (JWB) Family Service Initiative, which provides a range of prevention assistance to families/children (may include very-short term shelter and case management to remain in/get new housing). The County funds 2-1-1 Tampa Bay Cares to connect at-risk families/persons with prevention resources including Emergency Food and Shelter projects.

The Continuum of Care is exploring strategies and potential initiatives to shorten the period of time families are experiencing homelessness. The Service Prioritization Decision Assistance Tool has been developed and initial training has been provided. The Continuum of Care began using HMIS to formally monitor returns to homelessness from permanent housing programs (Rapid Re-Housing, Permanent Supportive Housing, PH). This process is the monitoring base of the System Quality Improvement Committee performance outcome monitoring/evaluation system used to set goals and measure performance for the Continuum. HLB and HMIS staff meet monthly to review performance and identify a baseline for returns to homelessness from permanent housing. Continual monitoring/tracking of families/individuals who return to homelessness will evaluate the measures taken to reduce the chance of return. The most critical steps now for the Continuum to assist families/individuals are enrollment in cash/non-cash mainstream resources prior to exit and ongoing case management/contact with the person/family; this is in place for many PH/PSH programs but not for family rapid re-housing. Another step being explored is improved employment/job readiness skills training for all exiters.

CR-30 - Public Housing 91.220(h); 91.320(j)

Actions taken to address the needs of public housing

There are five public housing authorities within Pinellas County. The Pinellas County Housing Authority, Clearwater Housing Authority and the St. Petersburg Housing Authority, all have public housing units and administer vouchers. These three agencies continue to redevelop many of their public housing sites into mixed-income developments. The Dunedin Housing Authority currently has no public housing units and does not administer vouchers. Additionally, the Housing Authority of Tarpon Springs owns and operates public housing units but does not administer vouchers. Public Housing Authorities in Florida are created as independent organizations under Florida Statutes. Thus, the County interfaces with the local housing authorities on activities as requested by them, and the County has contributed toward safe and sound public housing, as well as the provision of recreational and other social accommodations.

The County and the housing authorities continue to work together to identify opportunities that will provide affordable units to households at 50% AMI, 60% AMI and up to 120% AMI.

Actions taken to encourage public housing residents to become more involved in management and participate in homeownership

The Pinellas County Housing Authority (PCHA) encourages residents to become more involved in management and to participate in self-sufficiency programs. PCHA offers a Family Self-Sufficiency Program for all Housing Choice Voucher holders who wish to improve their financial situation, eliminate their dependence on public assistance and are motivated to changing their lives.

PCHA partners with agencies and businesses throughout the community to coordinate services for participants including child care, educational/vocational training, transportation, development or employability and business skills, job placement, financial counseling, personal money management, and homeownership.

Each FSS participant signs a Contract of Participation (COP) and creates a maximum five (5) year Individual Training and Service Plan (ITSP) that includes employment goals and identifies training or education needs. During the term of the COP, PCHA establishes an interest-bearing escrow account. The FSS escrow account offers the family the opportunity to save for the future. The amount of the escrow account reflects what would normally be an increase in the rent due to an increase in the family's earned income. As the participant earns more income and pays higher rent amounts, the escrow account increases. If the family meets its goals within five years and remains free of cash assistance for a period of one year, they will receive the funds in their escrow account.

Actions taken to provide assistance to troubled PHAs

Housing authority performance for all housing authorities in Pinellas County was checked through HUD's Public and Indian Housing Information Center (PIC). The Pinellas County Housing Authority, the Clearwater Housing Authority and the St. Petersburg Housing Authority, identified as Combined Program Types, are designated as High Performers. The Tarpon Springs Housing Authority and Dunedin Housing Authority, identified as Low-Rent Program Types are not assessed a designation. However, both housing authorities are active and identified in HUD's Public and Indian Housing Information Center.

CR-35 - Other Actions 91.220(j)-(k); 91.320(i)-(j)

Actions taken to remove or ameliorate the negative effects of public policies that serve as barriers to affordable housing such as land use controls, tax policies affecting land, zoning ordinances, building codes, fees and charges, growth limitations, and policies affecting the return on residential investment. 91.220 (j); 91.320 (i)

Several factors exist that impede the development of affordable housing in Pinellas County. In past years, Government review processes have prolonged development timelines resulting in increased per unit housing development costs. During FY 15/16 Pinellas County continued its focus on the preservation of existing housing and production of new affordable units.

The most significant barrier continues to be the lack of financial resources to address affordable housing. Although the County received \$2.3 Million in SHIP funding in FY 2015, it still a fifty percent reduction from a SHIP allocation that was over \$4 million dollars annually for affordable housing. With FY 2015 HOME funding levels at historic lows, there continues to be an impact to the number of households that can be served.

Barrier: Construction costs. The County continues to support the established Affordable Housing Incentive Program to provide private sector builders and developers with regulatory and financial incentives to produce affordable housing. Incentives include an expedited permitting process, allowance of increased density levels, reduction of parking and setback requirements, and use of an established process to consider, before adoption, proposed land development code changes that may have a significant impact on the cost of housing. These incentives are periodically reviewed in conjunction with the State of Florida statutory requirements of the State's SHIP Affordable Housing funds. An Affordable Housing Advisory Committee involved with the planning and implementation of affordable housing reviews established policies and procedures, ordinances, land development regulations and triennially submit a report to the State.

Barrier: Cost of land. The Housing Finance Authority of Pinellas County created a community land trust to enable land costs to be diminished in the development equation, making the end product more affordable. Pinellas County dedicated \$15 million of Penny for Pinellas revenue from a one cent sales tax for providing affordable housing within the County. In February 2016, \$4.9 Million of that funding was provided for the acquisition of approximately 7.7 acres of property located in the Lealman CRA. The property included existing residential units that were a mix of 1BR, 2BR, 3BR and 4BR units. A portion of the property will be redeveloped to provide additional workforce housing in an effort to increase affordable housing within the community. Funding support was also provided to two other developments by financing the land cost associated with the development. As a result of the funding, a total of 168 new rental units will be constructed over the next year.

Barrier: Tenant/Purchaser Issues. The County continues its efforts to educate citizens about barriers that can be eliminated, such as poor credit. This is done through staff educational efforts, as well as through agencies that provide credit counseling.

In FY 15/16 Pinellas County continued to use federal CDBG, HOME, and HOME funds and State and local funding administer various programs focused on preserving or producing affordable housing units including homeownership opportunity programs, home owner and rental housing preservation programs, and rental housing production programs. Pinellas County expended approximately \$5.5 Million preserving or producing 132 units of affordable housing.

Actions taken to address obstacles to meeting underserved needs. 91.220(k); 91.320(j)

The 2015-2019 Five-Year Plan identifies the following obstacles that prevent meeting underserved needs: the overall economic climate and local government reductions in spending due to loss of property tax revenues and additional reductions of Federal funding, continue to constrain local government finances. These reductions also impact the ability of non-profit agencies to meet underserved needs of the population; local governmental policies such as building codes, subdivision standards and impact fees enacted to protect the general welfare of the public but which have an unintended effect creating barriers to housing affordability by increasing per unit development costs; the supply of housing in the Consortium, affordable to extremely low-,

low-, moderate- and middle-income families. Based on 2010 Census data, Pinellas County has a significant housing affordability issue with both ownership and rental housing. Countywide 49% of owner households exceed HUD's affordability threshold. Fifty-six percent of countywide rents exceed HUD's affordability threshold. Families transitioning to rental as a result of foreclosure are finding it difficult to secure and maintain housing due to recent rent increases. One of the barriers for these families is the inability to qualify for the housing due to credit issues and unemployment/underemployment; the supply of rental housing in the Consortium, affordable to extremely low-, low-, moderate-, and middle-income families, has not kept pace with the increased demand for rental housing. Average rents are not affordable and households are barely able to afford rent making it difficult to afford necessities such as food, clothing, medical care or transportation. Pinellas County is built out and lacks developable land for construction of new affordable rental housing.

In the 2015-2016 fiscal year, two obstacles remain prevalent: NIMBYism and challenges associated with providing affordable households to families earning less than 30% of area median income. Extremely low-income households are best assisted by subsidy payments such as the Housing Choice Voucher Program administered by the public housing authorities. The County works with local housing authorities when possible on projects to preserve units with project based rental assistance so that the affordable units and subsidies remain available. To combat the social issues related to NIMBYism, the County strongly supports mixed-income housing development projects whenever possible. Mixed-income housing developments minimize NIMBYism by strengthening the socio-economic foundation of the community with the inclusion of market-rate units. Additionally, it helps eliminate the concept of low-income neighborhoods. During the 2015-16 fiscal year, the County utilized CDBG, HOME and other State funding sources to acquire, rehabilitate, or redevelop several mixed-income, multifamily or owner housing developments with set-aside units for lower-income households:

- Abilities at Parklane
- Abilities at Fountain Square
- Bright Community Trust - scattered sites
- Duval Park
- Eleanor Oaks
- Parkside Commons
- Pinellas Hope III
- Sandpebble
- Special Needs Group Homes - scattered sites
- The Villages at Tarpon Springs
- Whispering Palms
- Wind Tree Village

Agencies that own and operate housing for extremely low-income families struggle to maintain costs without the option of rent increases available to private developments. To sustain or undertake new HOME projects requires greater subsidies in order to keep units affordable and well-maintained. With the continued economic challenges, high foreclosures, unemployment rates and increasing rent and home prices, the availability of affordable rental units becomes even more important. The development of affordable owner and rental housing units assist in the recovery of the housing market. Development of new owner and rental housing,

market rate and affordable, continues to rebound; however, new data shows that new rental housing units being constructed are market rate luxury rental units that are not affordable to low- and moderate-income households.

Actions taken to reduce lead-based paint hazards. 91.220(k); 91.320(j)

The Florida Department of Health (DoH) is the primary agency for addressing lead poisoning in Pinellas County. Current budgetary constraints have limited lead screening and case management activities; however, DoH still responds to reported cases of lead poisoning determined by local pediatricians and health care providers throughout the County.

The DoH performs epidemiological investigations to assure appropriate follow-up care is initiated, to prevent occurrence of new cases, and to gather data on lead poisoning cases to target future interventions. For children identified with high blood lead levels, lead assessments of their home are recommended. A specialist performs inspections and risk assessments at no charge to families with children having elevated Blood Lead Levels (BLL), family day care homes, and day care centers. DoH also works to identify lead-based paint hazards in the environment.

Pinellas County follows procedures as specified in applicable regulations and, specifically, those detailed in Title X of the Housing and Community Development Act of 1992. Staff provides all required notifications to owners and occupants and inspect for defective paint surfaces of pre-1978 properties. Any defective paint conditions found are included in the scope of work and treatment provided to the defective areas. All policies and procedures meet the concepts and requirements of Title X. A staff member, certified as a Risk Assessor, orders and reviews paint inspections, risk assessments and clearance testing of suspect properties done by licensed testing professionals. Utilization of trained and certified lead professionals assure that lead hazard control work is done safely and effectively.

For all programs expending Federal funds on a housing unit, Consortium members incorporate current procedures for hazard reduction or LBP abatement guidelines defined in 24 CFR Part 35. The purpose of the regulation is to protect young children from lead-based paint hazards in housing receiving assistance from the Federal government or being acquired or disposed of by the government. All houses built prior to 1978 and purchased by the County for housing rehabilitation and stabilization are subject to the Lead-Safe Housing Rule Checklist and associated guidance to assure compliance with Lead-Safe Housing Rules.

Recent budget difficulties have eliminated and limited some efforts to expand screening programs and environmental investigations. Early identification through blood lead screening, testing and case follow up of lead poisoning reduces the risk that children will suffer permanent damage. Going forward, more public and private funding efforts are necessary to expand lead based programs and initiatives and reduce the burden of lead poisoning in Pinellas County.

Actions taken to reduce the number of poverty-level families. 91.220(k); 91.320(j)

The County, to the extent allowed by the level of funding and economic conditions (housing market, job opportunity rate, health care systems, the willingness of the target populations to utilize the preferred

assistance, etc.) acts to reduce the housing costs and fund services that could assist individuals to stabilize their lives and increase their job skills and marketability. By funding the maximum number of programs possible with the available resources, the County assists many agency programs that contribute to the reduction of the number of persons living below the poverty level.

The Pinellas County Board of County Commissioners' strategic vision is to improve the quality of life for Pinellas County residents and aims to have local municipalities, engaged citizens, and the County working together to better align resources, to revitalize and redevelop communities, and protect our natural resources.

The Economic Impact of Poverty Report highlighted seven factors that contribute to the cycle of poverty and drive the costs for combating poverty. The data identified five at-risk communities within the County. Three of the five communities include areas that are County targeted areas: Tarpon Springs, Highpoint, and the Lealman Corridor. All five communities suffer from the same 7 factors: insufficient transportation, access to food, access to health care, poorer health, lower educational attainment, increased crime rates, higher unemployment, and inadequate and insufficient housing.

The County prioritizes funding to Neighborhood Revitalization Strategy Areas and local target areas. CDBG program funds allow for activities to be funded that will address the unique needs of each individual community. HOME program funds help to preserve and/or increase the supply of affordable housing for low to moderate-income households. Pinellas County funds several programs that help to reduce the cost of housing in the community including homeowner rehabilitation, down payment assistance, and homebuyer and home budgeting classes and foreclosure prevention programs. Lowering housing costs for low-income households helps to reduce the overall poverty levels in the community.

Actions taken to develop institutional structure. 91.220(k); 91.320(j)

The Community Development and Planning Division is charged with executing the County's housing and community development programs using Federal CDBG, ESG, HOME, and NSP funds. The County continues to work with local lending institutions and nonprofit organizations to form partnerships for financing the acquisition, construction and rehabilitation of housing units.

The County contracts with several nonprofit agencies to provide housing rehabilitation, down payment and closing cost assistance, homebuyer classes, foreclosure prevention, budgeting classes, and a community housing assistance program on a fee for service basis. In addition, the County works with residents of targeted areas to gain community input and increase resident's involvement.

The County partners with local non-profit agencies providing funds to carry out the activities established in the Consolidated Plan. A host of other public and private organizations contribute to this effort through the provision of financial and organizational resources that are coordinated with the CDBG, HOME, and ESG funding for projects.

Pinellas County works closely with the Homeless Leadership Board to identify gaps in the continuum of care and to align funding with those gaps. Pinellas County worked closely with the Homeless Leadership Board

while creating the Community Housing Assistance Program to administer homeless prevention and re-housing activities through the new Emergency Solutions Grant.

The Pinellas County Housing Authority (PCHA) and the Tarpon Springs Housing Authority develop and maintain public housing within the Consortium with a five-member board of commissioners governing each Authority. The County has no direct ability to exercise any oversight responsibility. Pinellas County and the Housing Authorities work closely together to address the housing needs of the community, such as providing financing for preservation of existing affordable housing units.

Actions taken to enhance coordination between public and private housing and social service agencies. 91.220(k); 91.320(j)

Pinellas County coordinated with key agencies during the 15/16 fiscal year:

Public Sector

The Community Development and Planning Division administers community development and affordable housing programs, including programs that assist target income residents and serves as lead agency for CDBG and ESG funds for Pinellas County and for HOME funds for Pinellas County and the Urban County.

Pinellas County Human Services helps residents to obtain behavioral and health care services, receive financial services, family housing assistance and a host of other services.

Pinellas County Health Department offers a variety of services and programs to residents such as child care licensing, childhood lead poisoning, family planning, Florida KidCare, Healthy Start, HIV/AIDs programs, WIC and women's health, among others.

Housing Finance Authority of Pinellas County assists families and individuals with homeownership opportunities and increasing the number of affordable rental units available to residents.

Forward Pinellas 2040 Pinellas County Long Range Transportation Plan (LRTP) is the blueprint for the county's future transportation system and addresses roadway, transit, bicycle and pedestrian transportation needs and policies over the next 20 years.

Pinellas County and Tarpon Springs Housing Authorities administer Housing Choice (Section 8) Voucher Programs and Family Self-Sufficiency Programs.

Supportive services in Pinellas County are provided by the Department of Children and Families, the Department of Health, Agency for Persons with Disabilities, Department of Elder Affairs, Department of Veterans Affairs, Department of Juvenile Justice, and the Agency for Workforce Innovation. Funding for these agencies is inadequate for the needs they are expected to meet.

There are a host of non-profit agencies that service target income households within the Consortium as well as the County as a whole. A coordinated effort is necessary to facilitate service provisions to varying groups

throughout the County especially in light of the current economic challenges. As members of the Consortium, Cooperating Cities will be instrumental in accomplishing identified goals and activities.

Private Sector

The private sector is an important collaborator in the services and programs associated with the Consolidated Plan bringing additional resources and expertise that can be used to supplement existing services or fill gaps in the system. Lenders, affordable housing developers, business and economic development organizations, and private service providers offer a variety of assistance to residents such as health care, small business assistance, home loan programs, and assisted housing, among others.

The County is committed to continuing its participation and coordination with Federal, State, municipal and local agencies, as well as with the private and non-profit sector, to serve the needs of target income individuals and families in the community. In particular, the County will continue to work in close coordination with County departments regarding infrastructure improvements and the provision of services.

Identify actions taken to overcome the effects of any impediments identified in the jurisdictions analysis of impediments to fair housing choice. 91.520(a)

During the Fiscal Year 2015-2016, Pinellas County's Office of Human Rights and the Community Development and Planning Division of the Planning Department prepared a countywide Analysis of Impediments to Fair Housing Choice (Analysis). Data from the Analysis suggests that the following types of impediments exist:

- Banking, Finance and Rental Impediments
- Socio-Economic Impediments
- Neighborhood Conditions Related Impediments

See Attachment A for a complete listing of all impediments and recommended actions identified in the Analysis.

Activities to Address Previously Identified Impediments: Pinellas County continues to fund programs that offer free classes for persons interested in homeownership, as well as provide outreach and training in fair housing. Our efforts are furthered through partnerships with entities such as the Pinellas Realtor Organization (PRO) which subscribes to the Affirmative Marketing Agreement (VAMA) and the Bay Area Apartment Association (BAAA). Both entities work to educate its members on Fair Housing.

Pinellas County has provided financial support to the following entities to educate potential homebuyers on homeownership, affordable lending products, credit, fair housing and foreclosure prevention. During Fiscal Year 2015-2016, 1,129 households were served by these entities:

- Bright Community Trust
- Gulfcoast Legal Services
- Neighborhood Home Solutions
- Tampa Bay Community Development Corporation

The County's Office of Human Rights (OHR) continues to investigate fair housing complaints. During Fiscal Year 2015-2016, OHR received 81 new complaints and processed 74 cases to closure. The County participated in 42 outreach/training events. Events included presentations to area community associations and residents; and participation at trade shows and festivals. See Attachment A for a complete listing of all outreach/training events in which the County participated. The County has an established Housing Committee that provides oversight and review of incentives that will encourage the development of affordable housing. The Committee provides recommendations to the Pinellas County Board of County Commissioners (Board) when there are changes to be considered that will facilitate the removal of barriers.

County staff monitors the 1,000+ rental units that have received Federal, State and/or Local resources to ensure the units are affordable for the term of the loan. The Affirmative Fair Housing Plans for each development are submitted every two years for review to ensure compliance with their outreach and marketing efforts.

Inquiries from low- and moderate-income tenants in the unincorporated area are often referred to the County's Code Enforcement staff. Tenants are often seeking a remedy to actual or perceived Housing Code violations in their rental unit that the landlord or property management company may have declined to address or repairs that are being addressed by the landlord at an unacceptable pace for the tenant. The Code Enforcement staff provides general information on code enforcement alternatives and remedies as well as the State's landlord tenant law. They often refer tenants to pro bono or low-cost legal assistance programs to serve tenants needs.

The Pinellas County Clerk of the Circuit Court operates three Legal Self Help Centers to assist Pinellas County citizens represent themselves in court in regard to family law, small claims, or landlord/tenant matters. The Self Help Centers provide consultation with an attorney for a minimal fee, forms and packets for civil court actions, document notary and copying services.

CR-40 - Monitoring 91.220 and 91.230

Describe the standards and procedures used to monitor activities carried out in furtherance of the plan and used to ensure long-term compliance with requirements of the programs involved, including minority business outreach and the comprehensive planning requirements

Activity monitoring is a continuous process to ensure compliance with all applicable policies and regulations. Projects and programs are reviewed for eligibility and consistency with the 5-Year Plan. Activity sheets, descriptive checklists to document program compliance and codes, are completed for each project/program considered for approval. Contracts are executed for projects involving other agencies or cities, in accordance with the all Program Federal Regulations.

Monitoring of projects/programs is as follows:

- Housing case processing performed by contracted agencies or County staff. Contracted agencies are provided training upon participation in the program and technical assistance is provided when necessary and/or upon request. Designated staff monitors cases and reviews all documentation prior to approval. A second staff person reviews that assessment. Staff prepares closing documents to ensure accuracy and requests funds for closing. If contracted agency staff is responsible for construction management, County staff conducts site visits to a random sampling of properties.
- City/County capital projects are inspected mainly by qualified Public Works staff, County staff work closely with cities from start to finish. PW staff submits invoices for County approval prior to issuing payments. Independent architect/engineers approve each pay request. An exception would be for small dollar amount projects.
- Nonprofit capital projects are monitored by providing all requirements to the agency and ensuring that each step of the process is followed. Preconstruction meetings are held to ensure agency and selected contractors are aware of applicable Federal Regulations. File documentation is required on an on-going basis (e.g. advertisements, bid documents, contracts, etc.) Payments are reimbursed to agency. Independent architect/engineers approve each pay request. Supporting documentation is required for all payments. All relevant documentation is maintained in the County office. An exception would be for small dollar amount projects.
- County staff conducts on-going monitoring of multi-family projects to ensure affordability compliance. Monitoring reports are prepared by staff and necessary actions are taken for compliance issues identified.
- Monitoring of other project types is determined by a Risk Assessment tool. If on-site monitoring is indicated, specific plans are developed for each visit. Monitoring outcomes are provided and corrective plans are developed, if required. Plans are monitored to ensure action has been taken.

Progress on goals and objectives is reviewed quarterly to ensure timeliness of spending, in conjunction with preparation of the CAPER and in preparation for each year's Action Plan.

The County encourages Minority Business Enterprises and Women Business Enterprises (MBE/WBE) owners to seek certification through the State of Florida's Office of Supplier Diversity so they can stay competitive and compete for County contracts. Contractors use the State's Certified Vendor Directory to locate Minority Business Enterprises and Women Business Enterprises.

Section 3 Outreach: The County Section 3 Strategy is to take affirmative steps to assure that small, MBE/WBE businesses are utilized when possible. Responsibilities involved in this strategy are implemented as each Section 3 project goes to bid. Advertising for employment opportunities/vacancies are ran in general circulation and community based newspapers. Contractors are made aware of the strategy through bid package documents and must execute an Assurance of Compliance - Training, Employment, and Contracting Opportunities for Business and Lower Income Persons. Further documentation and data regarding Section 3 compliance and Section 3 status of businesses and employees is requested at pre-construction conferences.

Pinellas Technical Education Centers offers programs pertinent to the construction industry like electrical, building construction repair, air conditioning/heating, landscaping, brick/block masonry, plumbing, etc.

Pinellas County Economic Development's Small Business Development Center offers classes to minority business owners on specific resources/opportunities available for women, minority and service-disabled veteran owned businesses and also offers training for those interested in starting a small business.

Citizen Participation Plan 91.105(d); 91.115(d)

Describe the efforts to provide citizens with reasonable notice and an opportunity to comment on performance reports.

As required, reasonable notice for review and comment of this CAPER was provided. Public notice of the comment period was published in the *Tampa Bay Times* and *The Weekly Challenger* on December 9, 2016, advising of the availability of this performance report for viewing and public comment from December 9 to December 23, 2016. A notice was also placed on the County website. A copy of the CAPER was available for review during the 15-day comment period. Comments received during the comment period will be included in the final CAPER.

CR-45 - CDBG 91.520(c)

Specify the nature of, and reasons for, any changes in the jurisdiction's program objectives and indications of how the jurisdiction would change its programs as a result of its experiences.

Pinellas County created a series of Programs in order to carry out specific objectives identified in the 2015-2019 Consolidated Plan and the one year Annual Action Plan. The Programs administered during the 2015-2016 Fiscal Year were the Target Area Improvement Program, Public Facilities Program, Public Infrastructure Program, Public Services Program, Homeless and Homelessness Prevention Services Program, Housing Preservation Program, Housing Production Program and Homeownership Promotion Program. Administering Programs allows the County flexibility in spending to accommodate projects that are delayed or cancelled. This allows the County to respond more quickly to changes in the real estate market and construction and financing industries; it also assists the County in meeting timeliness requirements.

Through administration of the Homeless and Homelessness Prevention Services Program, the County recognized the difficulty of identifying households with incomes under 30% of area median income that were able to sustain housing once the assistance provided using Emergency Solutions Grant funds had ended. During the last fiscal year, the County adjusted its sustainability requirement that allowed for more households to qualify for assistance and moved and ESG funded activity to CDBG to free up and additional \$90,000 in ESG for homeless prevention activities. However, a slow down in eligible applicants and qualified rental units resulted in additional FY 13 funds being available. The County used \$41,000 in ESG funding to provide shelter operation funding to CASA.

Does this Jurisdiction have any open Brownfields Economic Development Initiative (BEDI) grants?	No
--	----

[BEDI grantees] Describe accomplishments and program outcomes during the last year.

Not applicable. Pinellas County does not currently have any open Brownfields Economic Development Initiative Grants.

CR-50 - HOME 91.520(d)

Include the results of on-site inspections of affordable rental housing assisted under the program to determine compliance with housing codes and other applicable regulations

Please list those projects that should have been inspected on-site this program year based upon the schedule in §92.504(d). Indicate which of these were inspected and a summary of issues that were detected during the inspection. For those that were not inspected, please indicate the reason and how you will remedy the situation.

Inspection of initial lease-up of rental housing units is conducted by County staff and ongoing inspections of rental housing funded with HOME funds are conducted by County staff or a contracted compliance monitoring agency approved by the County. All HOME funded projects are monitored annually. Monitoring includes compliance with income and rent eligibility requirements, financial reports, program records/files and on-site physical inspections of 15 units or 20% of units, whichever is greater. The following list identifies all projects monitored in FY 2015-16, including all HOME funded projects:

- 31st Street Landings - No issues identified
- Aluna Largo - Missing file documentation (resolved)
- Ashley Place - No issues identified
- Boley Laurel Trace - Inspection pending
- Boley Morningside - No issues identified
- Boley Safe Haven - No issues identified
- Cross Bayou - No issues identified
- Cypress Pointe - No issues identified
- Duval Park - No issues identified
- Grove Park - No issues identified
- HEP West - No issues identified
- Landings at Cross Bayou - No issues identified
- Leo Lane - Minor inspection issues (resolved)
- Lexington - No issues identified
- Magnolia Court - No issues identified
- Oak Ridge Estates -No issues identified
- Oak Trace - Minor inspection issues (resolved)

- Palmetto Park - Inspection pending
- Parkside Commons - No issues identified
- Sandpebble - Minor inspection issues (resolved)
- Shady Pines - Inspection pending
- Transfiguration Manor - No issues identified
- UPARC (1) - No issues identified
- UPARC (3) - No issues identified
- Whispering Palms - Minor file documentation issues (resolved)
- WindTree Villas - Minor file documentation issues (resolved); Minor unit inspection issues (resolved)

Provide an assessment of the jurisdiction's affirmative marketing actions for HOME units. 92.351(b)

As a part of the HOME application, applicants are required to submit an affirmative marketing plan to the County which must conform to the County's affirmative marketing requirements. Monitoring of affirmative marketing for HOME funded units is incorporated into the County's overall monitoring process. During each onsite monitoring visit, the County monitors subrecipients for compliance with affirmative marketing requirements. There were 26 HOME funded properties monitored this fiscal year and all were reviewed for compliance regarding affirmative marketing. Units monitored continued to follow the appropriate "Affirmative Marketing Plan" in place.

Refer to IDIS reports to describe the amount and use of program income for projects, including the number of projects and owner and tenant characteristics

HOME program income and recapture totaled \$998,207.91 and can be broken down into the following amounts for repayment of housing activity loans:

- \$127,189.32 – Owner Occupied Rehab and Down Payment Assistance
- \$183,616.87 – City of Largo - Owner Occupied Rehab and Down Payment Assistance
- \$207,088.33 – Owner Housing Development Loans
- \$477,429.50 – Multi Financial/SunTrust Portfolio Repayments
- \$2,883.89 – Other Interest/Fees Received

During FY 15/16, HOME funds were expended on four completed multifamily projects totaling 39 HOME assisted units and administration of HOME programs. Program income was expended as it became available on these projects. 10% of HOME program income was expended on administration. Characteristics of households that benefitted from HOME expenditures on completed activities, including program income, were as follows:

- Multifamily Rental Housing Production/Preservation Programs: 39 total households benefitted. Income demographics include: 17 households earning up to 30% AMI, 16 households earning between 31-50% AMI, and 6 households earning between 51-80% AMI; Age demographics include: 5 head of households under 25 years old, 12 head of households between 26-40 years old, 17 head of households between 41-61 years old, and 5 head of households 62+; Family demographics include: 27 households consisting of single individuals, 8 households consisting of between 2-4 household

members and 4 household consisting of more than 5 household members. Fifteen (15) of those households are female-headed households. Twenty three (23) of the 39 households had 1 or more disabled household members; Race/Ethnic demographics include: 32 White, 4 Black, and 3 Other Multi-Racial with 2 of the 39 households being Hispanic.

Two additional multifamily projects with HOME funds expended during FY 2015-16 are currently underway and beneficiary data will be reported in a future CAPER.

Describe other actions taken to foster and maintain affordable housing. 91.220(k) (STATES ONLY: Including the coordination of LIHTC with the development of affordable housing). 91.320(j)

This past year, the County continued to proactively support, develop, and maintain affordable housing. Utilizing CDBG, HOME, NSP (Rounds 1, 2, and 3), ESG, State SHIP and local Housing Trust Fund dollars, the County assisted current renters to remain in their rental units or be housed in more affordable units, assisted households to become home owners through down payment assistance and mortgage financing, assisted existing homeowners to preserve their homes through rehabilitation, ensured the long term affordability of rental units through the Pinellas Community Land Trust, and acquired and constructed new affordable rental and owner units. The County continues to support local and national housing policies and continues to educate and inform citizens, as well as elected local officials, of the need for affordable housing.

CR-60 - ESG 91.520(g) (ESG Recipients only)

ESG Supplement to the CAPER in *e-snaps* For Paperwork Reduction Act

1. Recipient Information—All Recipients Complete

Basic Grant Information

Recipient Name	PINELLAS COUNTY
Organizational DUNS Number	055200216
EIN/TIN Number	596000800
Identify the Field Office	JACKSONVILLE
Identify CoC(s) in which the recipient or subrecipient(s) will provide ESG assistance	St. Petersburg/Clearwater/Largo/Pinellas County CoC

ESG Contact Name

Prefix	Ms
First Name	CHERYL
Middle Name	C
Last Name	REED
Suffix	0
Title	Grants Compliance Manager

ESG Contact Address

Street Address 1	440 Court Street; 2nd Floor
Street Address 2	0
City	Clearwater
State	FL
ZIP Code	33756-
Phone Number	7274648234
Extension	0
Fax Number	7274648254
Email Address	creed@pinellascounty.org

ESG Secondary Contact

Prefix
First Name
Last Name
Suffix
Title
Phone Number
Extension
Email Address

2. Reporting Period—All Recipients Complete

Program Year Start Date 10/01/2015
Program Year End Date 09/30/2016

3a. Subrecipient Form – Complete one form for each subrecipient

Subrecipient or Contractor Name
City
State
Zip Code
DUNS Number
Is subrecipient a victim services provider
Subrecipient Organization Type
ESG Subgrant or Contract Award Amount

CR-65 - Persons Assisted

4. Persons Served

4a. Complete for Homelessness Prevention Activities -

4b. Complete for Rapid Re-Housing Activities

Outcome data for Homelessness Prevention and Rapid Re-Housing Activities is generated using the Homeless Management Information System and attached to this CAPER as Attachment D. Shelter data for fiscal year is included below. Data was not collected in HMIS as the program assisted is an emergency shelter.

4c. Complete for Shelter

Number of Persons in Households	Total
Adults	399
Children	242
Don't Know/Refused/Other	0
Missing Information	0
Total	641
Table 13 – Shelter Information	

4d. Street Outreach - no activity in this fiscal year.

4e. Totals for all Persons Served with ESG - table below includes data for Shelter project only.

Number of Persons in Households	Total
Adults	399
Children	242
Don't Know/Refused/Other	0
Missing Information	0
Total	641
Table 14 – Household Information for Persons Served with ESG	

5. Gender - Complete for All Activities - table below includes data for Shelter project only.

	Total
Male	133
Female	508
Transgender	0
Don't Know/Refused/Other	0
Missing Information	0
Total	641
Table 15 – Gender Information	

6. Age - Complete for All Activities - table below includes data for Shelter project only.

	Total
Under 18	242
18-24	61
25 and over	338
Don't Know/Refused/Other	0
Missing Information	0
Total	641
Table 16 – Age Information	

7. Special Populations Served - Complete for All Activities - table below includes data for Shelter project only.

Number of Persons in Households				
Subpopulation	Total	Total Persons Served – Prevention	Total Persons Served – RRH	Total Persons Served in Emergency Shelters
Veterans	0	0	0	0
Victims of Domestic Violence	641	0	0	641
Elderly	0	0	0	0
HIV/AIDS	0	0	0	0
Chronically Homeless	0	0	0	0
Persons with Disabilities:				
Severely Mentally Ill	0	0	0	0
Chronic Substance Abuse	0	0	0	0
Other Disability	0	0	0	0
Total (Unduplicated if possible)	641	0	0	641
Table 17 – Special Population Served				

CR-70 – ESG 91.520(g) - Assistance Provided and Outcomes

10. Shelter Utilization

Number of New Units - Rehabbed	0
Number of New Units - Conversion	0
Total Number of bed-nights available	36,500
Total Number of bed-nights provided	36,132
Capacity Utilization	98.99%
Table 18 – Shelter Capacity	

11. Project Outcomes Data measured under the performance standards developed in consultation with the CoC(s)

Pinellas County consults with the CoC on a regular basis to determine how to allocate ESG funds in accordance with the CoC and the Consolidated Plan and review of applications for funding requests. During the fiscal year work continued on developing performance standards to evaluate the outcome of project goals and objectives of the program. This allows better coordination with other service providers and provides integration with other programs targeted to homeless people in the area covered by the CoC. The *10-Year Plan to End*

Homelessness provides a strategic, communitywide system to prevent and end homelessness in Pinellas County.

In consultation with the CoC, a determination was made to focus ESG funds on addressing the objective of providing decent affordable housing by providing homelessness prevention and rapid re-housing assistance. The County administers the Community Housing Assistance Program (CHAP) with the expected goal of providing homelessness prevention and rapid re-housing activities to 50 eligible individuals and/or households each fiscal year. ESG funds were allocated to the following ESG eligible components: rapid re-housing, homelessness prevention, HMIS and administration. During FY 15/16, the County expended a total of \$141,232.99 in ESG funding on rapid re-housing, homelessness prevention, HMIS and administration activities providing short-term rental assistance and utility/security deposits to 42 eligible individuals/households. \$41,000 in ESG funds was also provided to CASA for operational related expenses. This activity provided emergency shelter to 641 people and provided 36,132 bed-nights. Additional ESG funds were expended on activities and will be reported in the next CAPER upon completion of those activities.

CR-75 – Expenditures

11. Expenditures

11a. ESG Expenditures for Homelessness Prevention

	Dollar Amount of Expenditures in Program Year		
	2013	2014	2015
Expenditures for Rental Assistance	41,968	58,922	95,065
Expenditures for Housing Relocation and Stabilization Services - Financial Assistance	10,305	2,080	2,333
Expenditures for Housing Relocation & Stabilization Services - Services	0	0	
Expenditures for Homeless Prevention under Emergency Shelter Grants Program	0	0	
Subtotal Homelessness Prevention	52,273	61,002	97,398

Table 19 – ESG Expenditures for Homelessness Prevention

11b. ESG Expenditures for Rapid Re-Housing

	Dollar Amount of Expenditures in Program Year		
	2013	2014	2015
Expenditures for Rental Assistance	106,496	76,878	71,386
Expenditures for Housing Relocation and Stabilization Services - Financial Assistance	11,462	2,714	1,752
Expenditures for Housing Relocation & Stabilization Services - Services	0	0	

Expenditures for Homeless Assistance under Emergency Shelter Grants Program	0	0	
Subtotal Rapid Re-Housing	117,958	79,592	73,138
Table 20 – ESG Expenditures for Rapid Re-Housing			

11c. ESG Expenditures for Emergency Shelter

	Dollar Amount of Expenditures in Program Year		
	2013	2014	2015
Essential Services	0	0	0
Operations	0	0	41,000
Renovation	0	0	0
Major Rehab	0	0	0
Conversion	0	0	0
Subtotal	0	0	41,000
Table 21 – ESG Expenditures for Emergency Shelter			

11d. Other Grant Expenditures

	Dollar Amount of Expenditures in Program Year		
	2013	2014	2015
HMIS	8,734	6,463	6,000
Administration	4,475	8,599	18,459
Street Outreach	0	0	0
Table 22 - Other Grant Expenditures			

11e. Total ESG Grant Funds

Total ESG Funds Expended	2013	2014	2015
579,091	183,440	155,656	235,995
Table 23 - Total ESG Funds Expended			

11f. Match Source

	2013	2014	2015
Other Non-ESG HUD Funds	0	0	0
Other Federal Funds	0	0	0
State Government	0	0	0
Local Government	1,561,930	500,000	500,000
Private Funds	0	0	0

Other	0	0	0
Fees	0	0	0
Program Income	0	0	0
Total Match Amount	1,561,930	500,000	500,000
Table 24 - Other Funds Expended on Eligible ESG Activities			

11g. Total

Total Amount of Funds Expended on ESG Activities	2013	2014	2015
3,137,021	1,745,370	655,656	735,995
Table 25 - Total Amount of Funds Expended on ESG Activities			

ATTACHMENT A

Fair Housing Impediments

Identify actions taken to overcome the effects of any impediments identified in the jurisdictions analysis of impediments to fair housing choice. 91.520(a)

During the Fiscal Year 2015-2016, Pinellas County's Office of Human Rights and the Community Development and Planning Division of the Planning Department prepared a countywide Analysis of Impediments to Fair Housing Choice (Analysis). Data from the Analysis suggests that the following types of impediments exist:

- Banking, Finance and Rental Impediments

- Discrimination with Regard to Home Mortgage Loans

Recommended Actions: Allocate County resources to examine and understand the reasoning for lower loan origination rates for minority groups as well as high income in a lower income tract.

Allocate County resources to sustain and expand awareness of homebuyer opportunities to those in protected classes. Develop outreach program to educate financial institutions about our collective housing opportunities and credit counseling assistance to low- and moderate-income households. Allocate County resources to perform Fair Housing Rental and Mortgage Testing.

- Discrimination of nationally and locally protected classes

Recommended Actions: Allocate County resources to sustain and expand awareness, education, and training opportunities to landlords, property managers, and realtors; concerning national and local housing discrimination laws and policies, with a particular focus in the area of discrimination related to service animals. Improve presentation to housing providers regarding their obligations and responsibilities in the areas of reasonable accommodations for those with disabilities; including Home Owners Associations and Condominium Owners Associations, and other communal housing providers. Continue to ensure that all program participants and subrecipients do not discriminate against persons on the grounds of race, color, national origin, or sex in administering the CDBG program.

- Competency in Fair Housing Policy

Recommended Action: Continue the County's efforts to proactively offer to persons who are Limited English Proficient (LEP) the availability of oral interpretation at public meetings and notices in languages other than English. Pursuant to Title VI of the Civil Rights Act of 1964 and Executive Order 13166 - Improving Access to Services for Persons with Limited English Proficiency, recipients of Federal financial assistance must ensure that their programs and activities normally provided in English are accessible to LEP persons and thus do not discriminate on the basis of national origin in violation of Title VI's prohibition against national origin discrimination. Continue to offer Homebuyer Classes and Counseling in Spanish. Continue to ensure that all Fair Housing Marketing Plans and publications contain information advising persons of their rights under the Fair Housing Act; including the right to relocate to residences in the areas of non-minority concentration at their option; and referrals for

minority persons to comparable and suitable decent, safe and sanitary replacement dwellings not located in areas of minority concentration.

- Socio-Economic Impediments

- Transportation-Burdened Areas

Action: Continue work and advocacy efforts with Pinellas Suncoast Transportation Authority to for alternative transportation modes, additional routes, and longer service times for existing routes in underserved areas.

- Income Barriers

Action: Develop outreach program, in conjunction with childcare and transportation service providers, to identify specific areas of opportunity to improve access to these services. Continue to work with non-profits, educators and hiring professionals to ensure job readiness and training providers sponsor instructional classes and job fairs in African American communities. Continue to advocate and partner with developers to entice businesses to the area that provide new employment opportunities that match educational levels of the community. Continue to ensure that all vendors and contractors and employees paid with State and Federal funds are contractually obligated to affirmatively assure that minority business and women's business enterprises have an equal opportunity to compete for contracts, subcontracts, sources of supplies, equipment, construction and services. Continue to ensure that all project sponsors, vendors and contractors assure equal employment opportunity to all persons regardless of race, color, national origin, sex or disability for its CDBG-fund subrecipients. Allocate resources to research the reasons for lower loan origination rates in the moderate income category to adjust programmatic income requirements to provide access to funds for this group.

- Neighborhood Conditions Related Impediments

- Age of Housing Stock

Recommendation Action: Continue providing affordable housing units for rent or home ownership through the use of Federal CDBG, HOME, ESG and NSP funds, State SHIP funds and local Housing Trust Funds. Current priorities include acquisition, construction and/or rehabilitation of new and/or existing owner, rental, homeless and special needs housing. Continue mentoring services to affordable housing partners including developers, banking institutions, employers and others to identify available incentives for building new affordable units. Continue work in target areas, Greater Ridgcrest, Dansville and Highpoint to build new, affordable single family homes.

- Access to Home Improvement Loans

Recommended Action: Research and develop programs that improve access and approval rates to loans used for home improvement.

Complete listing of all outreach/training events in which the County participated:

During the fiscal year, Pinellas Realtor Organization trainings; People's Law School Speech Outreach; LGBT Training for Attorneys; EEO/Harassment Trainings at WR Dunn Water Treatment Plant; Workplace Diversity presentation at Utilities Department; Fair Housing Speech at GTAR for Property Managers; TBT Job Fair; Presentation at the LAO Arts and Cultural Foundation; Fair Housing Radio Show Presentation; Tampa Bay Times Job Fair Presentation; PCHA Landlord Fair Housing Training; Speech at Youth for Human Rights; Presentation at SPIFF's World Day Festival of Cultural Diversity; Career Source Training; St. Pete Pride Festival; ADA Speech for Facilities Managers in Tampa; Fair Housing Training at Ameritech; EEO Compliance & Diversity Effectiveness Training; Regency Cove Assistance Animal Training; and presentations to area community associations and residents; and participation at trade shows and festivals.

ATTACHMENT B

PR-26 CDBG Financial Summary



Office of Community Planning and Development
U.S. Department of Housing and Urban Development
Integrated Disbursement and Information System
PR26 - CDBG Financial Summary Report
Program Year 2015
PINELLAS COUNTY , FL

DATE: 12-07-16
TIME: 18:48
PAGE: 1

PART I: SUMMARY OF CDBG RESOURCES

01 UNEXPENDED CDBG FUNDS AT END OF PREVIOUS PROGRAM YEAR	2,773,828.09
02 ENTITLEMENT GRANT	2,407,689.00
03 SURPLUS URBAN RENEWAL	0.00
04 SECTION 108 GUARANTEED LOAN FUNDS	0.00
05 CURRENT YEAR PROGRAM INCOME	42,550.71
05a CURRENT YEAR SECTION 108 PROGRAM INCOME (FOR SI TYPE)	0.00
06 FUNDS RETURNED TO THE LINE-OF-CREDIT	0.00
06a FUNDS RETURNED TO THE LOCAL CDBG ACCOUNT	0.00
07 ADJUSTMENT TO COMPUTE TOTAL AVAILABLE	0.00
08 TOTAL AVAILABLE (SUM, LINES 01-07)	5,224,067.80

PART II: SUMMARY OF CDBG EXPENDITURES

09 DISBURSEMENTS OTHER THAN SECTION 108 REPAYMENTS AND PLANNING/ADMINISTRATION	2,451,112.68
10 ADJUSTMENT TO COMPUTE TOTAL AMOUNT SUBJECT TO LOW/MOD BENEFIT	0.00
11 AMOUNT SUBJECT TO LOW/MOD BENEFIT (LINE 09 + LINE 10)	2,451,112.68
12 DISBURSED IN IDIS FOR PLANNING/ADMINISTRATION	490,047.94
13 DISBURSED IN IDIS FOR SECTION 108 REPAYMENTS	0.00
14 ADJUSTMENT TO COMPUTE TOTAL EXPENDITURES	0.00
15 TOTAL EXPENDITURES (SUM, LINES 11-14)	2,941,160.62
16 UNEXPENDED BALANCE (LINE 08 - LINE 15)	2,282,907.18

PART III: LOWMOD BENEFIT THIS REPORTING PERIOD

17 EXPENDED FOR LOW/MOD HOUSING IN SPECIAL AREAS	0.00
18 EXPENDED FOR LOW/MOD MULTI-UNIT HOUSING	349,161.03
19 DISBURSED FOR OTHER LOW/MOD ACTIVITIES	1,779,313.71
20 ADJUSTMENT TO COMPUTE TOTAL LOW/MOD CREDIT	314,807.67
21 TOTAL LOW/MOD CREDIT (SUM, LINES 17-20)	2,443,282.41
22 PERCENT LOW/MOD CREDIT (LINE 21/LINE 11)	99.68%

LOW/MOD BENEFIT FOR MULTI-YEAR CERTIFICATIONS

23 PROGRAM YEARS(PY) COVERED IN CERTIFICATION	PY: PY: PY:
24 CUMULATIVE NET EXPENDITURES SUBJECT TO LOW/MOD BENEFIT CALCULATION	0.00
25 CUMULATIVE EXPENDITURES BENEFITING LOW/MOD PERSONS	0.00
26 PERCENT BENEFIT TO LOW/MOD PERSONS (LINE 25/LINE 24)	0.00%

PART IV: PUBLIC SERVICE (PS) CAP CALCULATIONS

27 DISBURSED IN IDIS FOR PUBLIC SERVICES	450,774.83
28 PS UNLIQUIDATED OBLIGATIONS AT END OF CURRENT PROGRAM YEAR	0.00
29 PS UNLIQUIDATED OBLIGATIONS AT END OF PREVIOUS PROGRAM YEAR	0.00
30 ADJUSTMENT TO COMPUTE TOTAL PS OBLIGATIONS	0.00
31 TOTAL PS OBLIGATIONS (LINE 27 + LINE 28 - LINE 29 + LINE 30)	450,774.83
32 ENTITLEMENT GRANT	2,407,689.00
33 PRIOR YEAR PROGRAM INCOME	603,018.08
34 ADJUSTMENT TO COMPUTE TOTAL SUBJECT TO PS CAP	0.00
35 TOTAL SUBJECT TO PS CAP (SUM, LINES 32-34)	3,010,707.08
36 PERCENT FUNDS OBLIGATED FOR PS ACTIVITIES (LINE 31/LINE 35)	14.97%

PART V: PLANNING AND ADMINISTRATION (PA) CAP

37 DISBURSED IN IDIS FOR PLANNING/ADMINISTRATION	490,047.94
38 PA UNLIQUIDATED OBLIGATIONS AT END OF CURRENT PROGRAM YEAR	0.00
39 PA UNLIQUIDATED OBLIGATIONS AT END OF PREVIOUS PROGRAM YEAR	0.00
40 ADJUSTMENT TO COMPUTE TOTAL PA OBLIGATIONS	0.00
41 TOTAL PA OBLIGATIONS (LINE 37 + LINE 38 - LINE 39 +LINE 40)	490,047.94
42 ENTITLEMENT GRANT	2,407,689.00
43 CURRENT YEAR PROGRAM INCOME	42,550.71
44 ADJUSTMENT TO COMPUTE TOTAL SUBJECT TO PA CAP	0.00
45 TOTAL SUBJECT TO PA CAP (SUM, LINES 42-44)	2,450,239.71
46 PERCENT FUNDS OBLIGATED FOR PA ACTIVITIES (LINE 41/LINE 45)	20.00%



Office of Community Planning and Development
U.S. Department of Housing and Urban Development
Integrated Disbursement and Information System
PR26 - CDBG Financial Summary Report
Program Year 2015
PINELLAS COUNTY , FL

DATE: 12-07-16
TIME: 18:48
PAGE: 2

LINE 17 DETAIL: ACTIVITIES TO CONSIDER IN DETERMINING THE AMOUNT TO ENTER ON LINE 17

Report returned no data.

LINE 18 DETAIL: ACTIVITIES TO CONSIDER IN DETERMINING THE AMOUNT TO ENTER ON LINE 18

Plan Year	IDIS Project	IDIS Activity	Activity Name	Matrix Code	National Objective	Drawn Amount
2013	6	2485	Sandpebble Apartments	14B	LMH	\$348,187.98
2013	6	2541	Wind Tree Village - Housing Preservation	14B	LMH	\$973.05
				14B	Matrix Code	\$349,161.03
Total						\$349,161.03

LINE 19 DETAIL: ACTIVITIES INCLUDED IN THE COMPUTATION OF LINE 19

Plan Year	IDIS Project	IDIS Activity	Voucher Number	Activity Name	Matrix Code	National Objective	Drawn Amount
2015	1	2532	5909698	Lealman and Asian Neighborhood Family Center Acquisition and Expansion	01	LMA	\$74,675.29
2015	1	2532	5917946	Lealman and Asian Neighborhood Family Center Acquisition and Expansion	01	LMA	\$450.00
2015	1	2532	5928233	Lealman and Asian Neighborhood Family Center Acquisition and Expansion	01	LMA	\$1,860.00
2015	1	2532	5937004	Lealman and Asian Neighborhood Family Center Acquisition and Expansion	01	LMA	\$3,000.00
2015	1	2532	5945706	Lealman and Asian Neighborhood Family Center Acquisition and Expansion	01	LMA	\$3,390.00
2015	1	2532	5967431	Lealman and Asian Neighborhood Family Center Acquisition and Expansion	01	LMA	\$3,140.00
2015	1	2532	5980884	Lealman and Asian Neighborhood Family Center Acquisition and Expansion	01	LMA	\$15,605.26
2015	2	2534	5928233	Kimberly Home Acquisition	01	LMC	\$600.00
2015	2	2534	5980884	Kimberly Home Acquisition	01	LMC	\$132,633.34
					01	Matrix Code	\$235,353.89
2015	1	2520	5892009	Target Area Improvement Program Activity Delivery 15/16	03	LMA	\$5,239.95
2015	1	2520	5900386	Target Area Improvement Program Activity Delivery 15/16	03	LMA	\$1,823.56
2015	1	2520	5909698	Target Area Improvement Program Activity Delivery 15/16	03	LMA	\$1,652.22
2015	1	2520	5917946	Target Area Improvement Program Activity Delivery 15/16	03	LMA	\$1,997.27
2015	1	2520	5928233	Target Area Improvement Program Activity Delivery 15/16	03	LMA	\$1,933.37
2015	1	2520	5937004	Target Area Improvement Program Activity Delivery 15/16	03	LMA	\$1,389.95
2015	1	2520	5945706	Target Area Improvement Program Activity Delivery 15/16	03	LMA	\$1,693.36
2015	1	2520	5946892	Target Area Improvement Program Activity Delivery 15/16	03	LMA	\$1,652.94
2015	1	2520	5959425	Target Area Improvement Program Activity Delivery 15/16	03	LMA	\$1,587.72
2015	1	2520	5967431	Target Area Improvement Program Activity Delivery 15/16	03	LMA	\$1,480.67
2015	1	2520	5980884	Target Area Improvement Program Activity Delivery 15/16	03	LMA	\$1,537.49
2015	2	2522	5892009	Public Facilities Program Activity Delivery 15/16	03	LMC	\$5,931.57
2015	2	2522	5900386	Public Facilities Program Activity Delivery 15/16	03	LMC	\$1,932.12
2015	2	2522	5909698	Public Facilities Program Activity Delivery 15/16	03	LMC	\$2,348.79
2015	2	2522	5917946	Public Facilities Program Activity Delivery 15/16	03	LMC	\$3,104.50
2015	2	2522	5928233	Public Facilities Program Activity Delivery 15/16	03	LMC	\$3,171.20
2015	2	2522	5937004	Public Facilities Program Activity Delivery 15/16	03	LMC	\$3,015.71
2015	2	2522	5945706	Public Facilities Program Activity Delivery 15/16	03	LMC	\$2,157.30
2015	2	2522	5946892	Public Facilities Program Activity Delivery 15/16	03	LMC	\$1,508.75
2015	2	2522	5959425	Public Facilities Program Activity Delivery 15/16	03	LMC	\$2,791.98
2015	2	2522	5967431	Public Facilities Program Activity Delivery 15/16	03	LMC	\$3,092.73
2015	2	2522	5980884	Public Facilities Program Activity Delivery 15/16	03	LMC	\$4,454.46
2015	2	2529	5937004	Religious Community Services Food Bank Rehabilitation	03	LMC	\$14,406.00
2015	2	2529	5945706	Religious Community Services Food Bank Rehabilitation	03	LMC	\$24,925.47
2015	2	2547	5980884	CASA Facility Rehabilitation	03	LMC	\$224,056.35
					03	Matrix Code	\$318,885.43



Office of Community Planning and Development
U.S. Department of Housing and Urban Development
Integrated Disbursement and Information System
PR26 - CDBG Financial Summary Report
Program Year 2015
PINELLAS COUNTY , FL

DATE: 12-07-16
TIME: 18:48
PAGE: 3

Plan Year	IDIS Project	IDIS Activity	Voucher Number	Activity Name	Matrix Code	National Objective	Drawn Amount
2015	1	2543	5946892	The Arc Tampa Bay Long Center Rehabilitation	03B	LMC	\$25,645.00
					03B	Matrix Code	\$25,645.00
2013	6	2514	5892009	HEP Family Shelter Rehab - Units 1 & 2	03C	LMC	\$40,000.00
2014	3	2497	5892009	WestCare Gulfcoast FL Turning Point Facility Rehabilitation	03C	LMC	\$22,165.75
2015	2	2548	5980884	Family Resources Facility Rehabilitation	03C	LMC	\$13,000.00
					03C	Matrix Code	\$75,165.75
2014	1	2500	5892009	Police Athletic League Facility Rehabilitation	03E	LMA	\$109,460.00
2014	1	2500	5900386	Police Athletic League Facility Rehabilitation	03E	LMA	\$3,500.00
2015	1	2545	5946892	Highpoint YMCA Facility Rehab 15/16	03E	LMA	\$125,340.00
2015	1	2545	5967431	Highpoint YMCA Facility Rehab 15/16	03E	LMA	\$28,250.00
2015	1	2545	5980884	Highpoint YMCA Facility Rehab 15/16	03E	LMA	\$11,575.00
					03E	Matrix Code	\$278,125.00
2014	1	2516	5892009	Central Lealman Joe's Creek Park 14-15-Design	03F	LMA	\$629.45
2014	1	2516	5900386	Central Lealman Joe's Creek Park 14-15-Design	03F	LMA	\$28,543.71
2014	1	2516	5909698	Central Lealman Joe's Creek Park 14-15-Design	03F	LMA	\$7,997.57
2014	1	2516	5917946	Central Lealman Joe's Creek Park 14-15-Design	03F	LMA	\$1,104.05
2014	1	2516	5937004	Central Lealman Joe's Creek Park 14-15-Design	03F	LMA	\$2,630.00
2014	1	2516	5945706	Central Lealman Joe's Creek Park 14-15-Design	03F	LMA	\$22,146.47
2014	1	2516	5959425	Central Lealman Joe's Creek Park 14-15-Design	03F	LMA	\$472.11
2014	1	2516	5967431	Central Lealman Joe's Creek Park 14-15-Design	03F	LMA	\$288.75
2014	1	2516	5980884	Central Lealman Joe's Creek Park 14-15-Design	03F	LMA	\$91.80
					03F	Matrix Code	\$63,903.91
2015	3	2542	5946892	City of Dunedin Streetscape Project	03K	LMA	\$58,754.39
2015	3	2542	5959425	City of Dunedin Streetscape Project	03K	LMA	\$129,166.89
2015	3	2542	5980884	City of Dunedin Streetscape Project	03K	LMA	\$37,078.72
2015	3	2546	5967431	City of Gulfport Streetscape	03K	LMA	\$123,857.61
2015	3	2546	5980884	City of Gulfport Streetscape	03K	LMA	\$176,142.39
					03K	Matrix Code	\$525,000.00
2015	4	2544	5946892	Police Athletic League Operations 15/16	05	LMA	\$18,087.00
					05	Matrix Code	\$18,087.00
2015	4	2531	5909698	Pinellas Opportunity Council Chore Services	05A	LMC	\$6,128.99
2015	4	2531	5917946	Pinellas Opportunity Council Chore Services	05A	LMC	\$4,586.30
2015	4	2531	5928233	Pinellas Opportunity Council Chore Services	05A	LMC	\$1,138.70
2015	4	2531	5937004	Pinellas Opportunity Council Chore Services	05A	LMC	\$4,422.41
2015	4	2531	5945706	Pinellas Opportunity Council Chore Services	05A	LMC	\$1,139.11
2015	4	2531	5946892	Pinellas Opportunity Council Chore Services	05A	LMC	\$1,234.93
2015	4	2531	5967431	Pinellas Opportunity Council Chore Services	05A	LMC	\$4,577.66
2015	4	2531	5980884	Pinellas Opportunity Council Chore Services	05A	LMC	\$6,771.88
					05A	Matrix Code	\$29,999.98
2015	4	2533	5917946	Lighthouse of Pinellas Operations	05B	LMC	\$20,000.00
					05B	Matrix Code	\$20,000.00
2015	4	2539	5945706	Gulfcoast Legal Servcies Fair Housing Program Operations	05J	LMC	\$3,739.67
2015	4	2539	5980884	Gulfcoast Legal Servcies Fair Housing Program Operations	05J	LMC	\$17,704.33
					05J	Matrix Code	\$21,444.00
2015	4	2540	5945706	Directions for Living Operations	05O	LMC	\$68,342.81
2015	4	2540	5946892	Directions for Living Operations	05O	LMC	\$17,243.05
2015	4	2540	5967431	Directions for Living Operations	05O	LMC	\$15,227.94
2015	4	2540	5980884	Directions for Living Operations	05O	LMC	\$25,430.05
					05O	Matrix Code	\$126,243.85
2015	1	2535	5928233	Dunbar Relocation: LANFC Acquisition/Relocation	08	LMA	\$4,950.00
2015	1	2535	5937004	Dunbar Relocation: LANFC Acquisition/Relocation	08	LMA	\$960.00
2015	1	2535	5945706	Dunbar Relocation: LANFC Acquisition/Relocation	08	LMA	\$1,458.34
2015	1	2535	5967431	Dunbar Relocation: LANFC Acquisition/Relocation	08	LMA	\$480.00
2015	1	2537	5928233	Walter Relocation: LANFC Acquisition/Relocation	08	LMA	\$50.00
2015	1	2537	5937004	Walter Relocation: LANFC Acquisition/Relocation	08	LMA	\$1,471.00
					08	Matrix Code	\$9,369.34



Office of Community Planning and Development
U.S. Department of Housing and Urban Development
Integrated Disbursement and Information System
PR26 - CDBG Financial Summary Report
Program Year 2015
PINELLAS COUNTY , FL

DATE: 12-07-16
TIME: 18:48
PAGE: 4

Plan Year	IDIS Project	IDIS Activity	Voucher Number	Activity Name	Matrix Code	National Objective	Drawn Amount
2015	1	2523	5892009	Lealman Code Enforcement 15/16	15	LMA	\$8,243.89
2015	1	2523	5900386	Lealman Code Enforcement 15/16	15	LMA	\$2,308.20
2015	1	2523	5909698	Lealman Code Enforcement 15/16	15	LMA	\$976.70
2015	1	2523	5917946	Lealman Code Enforcement 15/16	15	LMA	\$1,564.79
2015	1	2523	5928233	Lealman Code Enforcement 15/16	15	LMA	\$2,410.66
2015	1	2523	5937004	Lealman Code Enforcement 15/16	15	LMA	\$2,081.64
2015	1	2523	5945706	Lealman Code Enforcement 15/16	15	LMA	\$2,444.36
2015	1	2523	5946892	Lealman Code Enforcement 15/16	15	LMA	\$718.50
2015	1	2523	5959425	Lealman Code Enforcement 15/16	15	LMA	\$3,273.21
2015	1	2523	5967431	Lealman Code Enforcement 15/16	15	LMA	\$3,353.07
2015	1	2523	5980884	Lealman Code Enforcement 15/16	15	LMA	\$4,715.54
					15	Matrix Code	\$32,090.56
Total							\$1,779,313.71

LINE 27 DETAIL: ACTIVITIES INCLUDED IN THE COMPUTATION OF LINE 27

Plan Year	IDIS Project	IDIS Activity	Voucher Number	Activity Name	Matrix Code	National Objective	Drawn Amount
2015	4	2530	5909698	Omni Center Operations	05	LMA	\$58,771.14
2015	4	2530	5917946	Omni Center Operations	05	LMA	\$22,657.81
2015	4	2530	5928233	Omni Center Operations	05	LMA	\$41,626.37
2015	4	2530	5945706	Omni Center Operations	05	LMA	\$52,717.50
2015	4	2530	5946892	Omni Center Operations	05	LMA	\$23,851.40
2015	4	2530	5967431	Omni Center Operations	05	LMA	\$35,375.78
2015	4	2544	5946892	Police Athletic League Operations 15/16	05	LMA	\$18,087.00
					05	Matrix Code	\$253,087.00
2015	4	2531	5909698	Pinellas Opportunity Council Chore Services	05A	LMC	\$6,128.99
2015	4	2531	5917946	Pinellas Opportunity Council Chore Services	05A	LMC	\$4,586.30
2015	4	2531	5928233	Pinellas Opportunity Council Chore Services	05A	LMC	\$1,138.70
2015	4	2531	5937004	Pinellas Opportunity Council Chore Services	05A	LMC	\$4,422.41
2015	4	2531	5945706	Pinellas Opportunity Council Chore Services	05A	LMC	\$1,139.11
2015	4	2531	5946892	Pinellas Opportunity Council Chore Services	05A	LMC	\$1,234.93
2015	4	2531	5967431	Pinellas Opportunity Council Chore Services	05A	LMC	\$4,577.66
2015	4	2531	5980884	Pinellas Opportunity Council Chore Services	05A	LMC	\$6,771.88
					05A	Matrix Code	\$29,999.98
2015	4	2533	5917946	Lighthouse of Pinellas Operations	05B	LMC	\$20,000.00
					05B	Matrix Code	\$20,000.00
2015	4	2539	5945706	Gulfcoast Legal Servcies Fair Housing Program Operations	05J	LMC	\$3,739.67
2015	4	2539	5980884	Gulfcoast Legal Servcies Fair Housing Program Operations	05J	LMC	\$17,704.33
					05J	Matrix Code	\$21,444.00
2015	4	2540	5945706	Directions for Living Operations	05O	LMC	\$68,342.81
2015	4	2540	5946892	Directions for Living Operations	05O	LMC	\$17,243.05
2015	4	2540	5967431	Directions for Living Operations	05O	LMC	\$15,227.94
2015	4	2540	5980884	Directions for Living Operations	05O	LMC	\$25,430.05
					05O	Matrix Code	\$126,243.85
Total							\$450,774.83

LINE 37 DETAIL: ACTIVITIES INCLUDED IN THE COMPUTATION OF LINE 37

Plan Year	IDIS Project	IDIS Activity	Voucher Number	Activity Name	Matrix Code	National Objective	Drawn Amount
2015	9	2519	5892009	15/16 CDBG Administration	21A		\$111,898.90
2015	9	2519	5900386	15/16 CDBG Administration	21A		\$40,180.33
2015	9	2519	5909698	15/16 CDBG Administration	21A		\$167,616.29
2015	9	2519	5917946	15/16 CDBG Administration	21A		\$50,451.36



Office of Community Planning and Development
U.S. Department of Housing and Urban Development
Integrated Disbursement and Information System
PR26 - CDBG Financial Summary Report
Program Year 2015
PINELLAS COUNTY , FL

DATE: 12-07-16
TIME: 18:48
PAGE: 5

Plan Year	IDIS Project	IDIS Activity	Voucher Number	Activity Name	Matrix Code	National Objective	Drawn Amount
2015	9	2519	5928233	15/16 CDBG Administration	21A		\$74,180.24
2015	9	2519	5937004	15/16 CDBG Administration	21A		\$42,930.50
2015	9	2519	5945706	15/16 CDBG Administration	21A		\$1,258.67
2015	9	2519	5946892	15/16 CDBG Administration	21A		\$714.24
2015	9	2519	5967423	15/16 CDBG Administration	21A		\$356.99
2015	9	2519	5980878	15/16 CDBG Administration	21A		\$460.42
Total					21A	Matrix Code	\$490,047.94

PINELLAS COUNTY, FLORIDA (PR26)
FINANCIAL SUMMARY ATTACHMENT FOR PROGRAM INCOME
LOANS & RECEIVABLES, RECONCILIATION OF FUNDS

a. Program Income

1. Total program income to revolving funds: \$0

2. Float-funded activities: N/A

3. Other loan repayments by category:

All housing activity loans:

Down Payment Assistance Loans	\$2,100.00
Multi Financial Services Portfolio Repayments	\$37,904.71
TBCDC Portfolio Repayments	\$2,446.00
Administrative/Subordination Fees	\$100.00
TOTAL	<u>\$42,550.71</u>

4. Income received from sale of property: N/A

b. Prior Period Adjustments:

None reported on Line 6.

c. Loans and other receivables:

1. Float-funded activities outstanding as of end of the reporting period: n/a

2. Total number of loans outstanding and principal balance owed as of end of reporting period:

a. Loans Outstanding - all housing activity*

In-house portfolio (temporary/permanent deferral) - 912 loans - \$55,054,214.66 principal balance*

In-house portfolio (amortizing) - 1 loan - \$2,984,394 principal balance

Multi Financial portfolio - 420 loans - \$13,849,763 principal balance

TBCDC portfolio - 4 loans - \$29,291 principal balance

US Bank portfolio - 81 loans - \$1,656,349 principal balance

b. Deferred or Forgivable Loans Outstanding - all housing activity

In House Portfolio - 390 loans - \$14,900,801.01 principal balance*

* also includes HOME, HTF, NSP and SHIP funded loans

3. Parcels acquired or improved with CDBG funds that are available for sale as of end of reporting period:

Eight

4. Number and amount of loans in default and for which the balance was forgiven or written off during the reporting period:

Total of twenty eight (32) loans (1 CDBG; 18 HOME, 1 HTF-CD, 12 SHIP) were foreclosed upon by the first mortgage holders. The foreclosures resulted in a loss of \$337,025.21 (\$450.00-CDBG; \$159,229.96-HOME; \$8,000.00-HTF-CD; \$169,345.25-SHIP) for the County.

5. Lump sum drawdown agreement: N/A

RECONCILIATION:

Unexpended balance shown on GPR:	\$ 5,181,517.09	
Reconciling items:	42,550.71	
Add: LOC balance	0	
Cash on hand:	0	
Grantee program account	0	
Subrecipient program accounts		
Revolving fund cash balances	(2,941,160.62)	<u>2,282,907.18</u>
Sec. 108 cash balances	<u>(0)</u>	
		<u>(0)</u>
Deduct: Grantee CDBG liabilities		
Subrecipient CDBG liabilities		
Total Reconciling balance		
Un-reconciled Difference	5,224,067.80	
CALCULATION OF BALANCE OF UNPROGRAMMED FUNDS:		
	<u>0</u>	5,224,067.80
Add: Funds available during report period		
(unexpended + LOC + program income)		
Program income expected to be		
received but not yet realized		<u>\$ 0</u>
	(5,224,067.80)	
Subtotal		
Deduct: Total budgeted amount		
All funds committed		
Un-programmed Balance		

\$2,282,907.18

PINELLAS COUNTY, FLORIDA (PR26) FINANCIAL SUMMARY

PR 26 Reprot Data w/Adjustment

17 EXPENDED FOR LOW/MOD HOUSING IN SPECIAL AREAS	-
18 EXPENDED FOR LOW/MOD MULTI-UNIT HOUSING	349,161.03
19 DISBURSED FOR OTHER LOW/MOD ACTIVITIES	1,779,313.71
20 ADJUSTMENT TO COMPUTE TOTAL LOW/MOD CREDIT	314,807.67
21 TOTAL LOW/MOD CREDIT (SUM, LINES 17-20)	2,443,282.41
22 PERCENT LOW/MOD CREDIT (LINE 21/LINE 11)	99.68%

Low/Mod Activities/Expenses Used for Adjustment

HUD ID	2530	CD15YOPS - YMCA Omni Center Operations 15/16	235,000.00
HUD ID	2538	CD15PCUYL - PC Urban Young Life Facility Rehab 15/16	10,742.40
HUD ID	2518	CD15TAPD - NSRA/Target Area Pre-Development 15/16	41,901.37
HUD ID	2521	Public Infrastructure Activity Delivery	22,411.90
HUD ID	2356	CD11DVP4 - Dansville Phase IV	4,752.00
			314,807.67

Original PR 26 Data

17 EXPENDED FOR LOW/MOD HOUSING IN SPECIAL AREAS	-
18 EXPENDED FOR LOW/MOD MULTI-UNIT HOUSING	-
19 DISBURSED FOR OTHER LOW/MOD ACTIVITIES	1,779,313.71
20 ADJUSTMENT TO COMPUTE TOTAL LOW/MOD CREDIT	-
21 TOTAL LOW/MOD CREDIT (SUM, LINES 17-20)	1,779,313.71
22 PERCENT LOW/MOD CREDIT (LINE 21/LINE 11)	72.59%

Low/Mod Housing Activities Adjustment

HUD ID	2485 Sandpebble Apartments	348,187.98
HUD ID	2541 WindTree Village Housing Preservation	973.05
		349,161.03

ATTACHMENT C

Reports: HOME Match/HOME & CDBG Section 3/HOME APR

HOME Match Report

U.S. Department of Housing and Urban Development
Office of Community Planning and Development

OMB Approval No. 2506-0171
(exp. 12/31/2012)

Part I Participant Identification

Match Contributions for Federal Fiscal Year (yyyy)	Amount
2010	100
2011	100
2012	100
2013	100
2014	100
2015	100
2016	100
2017	100
2018	100
2019	100
2020	100
2021	100
2022	100
2023	100
2024	100
2025	100
2026	100
2027	100
2028	100
2029	100
2030	100
2031	100
2032	100
2033	100
2034	100
2035	100
2036	100
2037	100
2038	100
2039	100
2040	100
2041	100
2042	100
2043	100
2044	100
2045	100
2046	100
2047	100
2048	100
2049	100
2050	100
2051	100
2052	100
2053	100
2054	100
2055	100
2056	100
2057	100
2058	100
2059	100
2060	100
2061	100
2062	100
2063	100
2064	100
2065	100
2066	100
2067	100
2068	100
2069	100
2070	100
2071	100
2072	100
2073	100
2074	100
2075	100
2076	100
2077	100
2078	100
2079	100
2080	100
2081	100
2082	100
2083	100
2084	100
2085	100
2086	100
2087	100
2088	100
2089	100
2090	100
2091	100
2092	100
2093	100
2094	100
2095	100
2096	100
2097	100
2098	100
2099	100

1. Participant No. (assigned by HUD)	2. Name of the Participating Jurisdiction		3. Name of Contact (person completing this report)
5. Street Address of the Participating Jurisdiction			4. Contact's Phone Number (include area code)
6. City	7. State	8. Zip Code	

Part II Fiscal Year Summary

1. Excess match from prior Federal fiscal year	\$	
2. Match contributed during current Federal fiscal year (see Part III.9.)	\$	
3. Total match available for current Federal fiscal year (line 1 + line 2)		\$
4. Match liability for current Federal fiscal year		\$
5. Excess match carried over to next Federal fiscal year (line 3 minus line 4)		\$

Part III Match Contribution for the Federal Fiscal Year

[illegible]

U.S. Department of Housing and Urban Development
Office of Community Planning and Development
Integrated Disbursement and Information System
Home Matching Liability Report

DATE: 11-22-16
TIME: 14:17
PAGE: 1

PINELLAS COUNTY, FL

Fiscal Year	Match Percent	Total Disbursements	Disbursements Requiring Match	Match Liability Amount
-----	-----	-----	-----	-----
1997	25.0 %	\$116,389.00	\$116,389.00	\$29,097.25
1998	25.0 %	\$2,870,953.99	\$2,725,477.70	\$681,369.42
1999	25.0 %	\$1,296,851.95	\$1,186,648.63	\$296,662.15
2000	25.0 %	\$1,350,628.66	\$1,228,566.97	\$307,141.74
2001	25.0 %	\$957,595.56	\$758,737.65	\$189,684.41
2002	25.0 %	\$676,507.10	\$446,898.15	\$111,724.53
2003	25.0 %	\$1,953,699.67	\$1,771,907.87	\$442,976.96
2004	0.0 %	\$936,206.78	\$0.00	\$0.00
2005	0.0 %	\$1,172,887.67	\$0.00	\$0.00
2006	0.0 %	\$602,151.90	\$0.00	\$0.00
2007	25.0 %	\$1,989,989.40	\$1,366,626.24	\$341,656.56
2008	25.0 %	\$2,543,031.90	\$2,295,235.96	\$573,808.99
2009	25.0 %	\$2,333,251.17	\$2,148,570.63	\$537,142.65
2010	25.0 %	\$2,050,515.00	\$1,804,948.82	\$451,237.20
2011	25.0 %	\$1,185,624.87	\$963,991.00	\$240,997.75
2012	25.0 %	\$1,401,779.55	\$1,296,089.88	\$324,022.47
2013	25.0 %	\$1,796,173.87	\$1,597,237.87	\$399,309.46

IDIS - PR33

U.S. Department of Housing and Urban Development
Office of Community Planning and Development
Integrated Disbursement and Information System
Home Matching Liability Report

DATE: 11-22-16
TIME: 14:17
PAGE: 2

2014	25.0%	\$1,104,234.87	\$985,517.91	\$246,379.47
2015	25.0%	\$2,247,258.51	\$1,960,450.13	\$490,112.53
2016	25.0%	\$1,637,708.60	\$1,434,403.51	\$358,600.87

Section 3 Summary Report

Economic Opportunities for Low – and Very Low-Income Persons

U.S. Department of Housing
and Urban Development
Office of Fair Housing
And Equal Opportunity

OMB Approval No: 2529-0043
(exp. 11/30/2010)

HUD Field Office:

Section back of page for Public Reporting Burden statement

1. Recipient Name & Address: (street, city, state, zip)	2. Federal Identification: (grant no.)	3. Total Amount of Award:
	4. Contact Person	5. Phone: (Include area code)
	6. Length of Grant:	7. Reporting Period:
8. Date Report Submitted:	9. Program Code: (Use separate sheet for each program code)	10. Program Name:

Part I: Employment and Training (** Columns B, C and F are mandatory fields. Include New Hires in E &F)

A Job Category	B Number of New Hires	C Number of New Hires that are Sec. 3 Residents	D % of Aggregate Number of Staff Hours of New Hires that are Sec. 3 Residents	E % of Total Staff Hours for Section 3 Employees and Trainees	F Number of Section 3 Trainees
Professionals					
Technicians					
Office/Clerical					
Construction by Trade (List Trade)					
Trade					
Trade					
Trade					
Trade					
Other (List)					
Total					

* Program Codes
1 = Flexible Subsidy
2 = Section 202/811

3 = Public/Indian Housing
A = Development,
B = Operation
C = Modernization

4 = Homeless Assistance
5 = HOME
6 = HOME State Administered
7 = CDBG Entitlement

8 = CDBG State Administered
9 = Other CD Programs
10 = Other Housing Programs

Part II: Contracts Awarded

1. Construction Contracts:

A. Total dollar amount of all contracts awarded on the project	\$
B. Total dollar amount of contracts awarded to Section 3 businesses	\$
C. Percentage of the total dollar amount that was awarded to Section 3 businesses	%
D. Total number of Section 3 businesses receiving contracts	

2. Non-Construction Contracts:

A. Total dollar amount all non-construction contracts awarded on the project/activity	\$
B. Total dollar amount of non-construction contracts awarded to Section 3 businesses	\$
C. Percentage of the total dollar amount that was awarded to Section 3 businesses	%
D. Total number of Section 3 businesses receiving non-construction contracts	

Part III: Summary

Indicate the efforts made to direct the employment and other economic opportunities generated by HUD financial assistance for housing and community development programs, to the greatest extent feasible, toward low- and very low-income persons, particularly those who are recipients of government assistance for housing. (Check all that apply.)

- ☐ Attempted to recruit low-income residents through: local advertising media, signs prominently displayed at the project site, contracts with the community organizations and public or private agencies operating within the metropolitan area (or nonmetropolitan county) in which the Section 3 covered program or project is located, or similar methods.
- ☐ Participated in a HUD program or other program which promotes the training or employment of Section 3 residents.
- ☐ Participated in a HUD program or other program which promotes the award of contracts to business concerns which meet the definition of Section 3 business concerns.
- ☐ Coordinated with Youthbuild Programs administered in the metropolitan area in which the Section 3 covered project is located.
- ☐ Other; describe below.

Public reporting for this collection of information is estimated to average 2 hours per response, including the time for reviewing instructions, searching existing data sources, gathering and maintaining the data needed, and completing and reviewing the collection of information. This agency may not collect this information, and you are not required to complete this form, unless it displays a currently valid OMB number.

Section 3 of the Housing and Urban Development Act of 1968, as amended, 12 U.S.C. 1701u, mandates that the Department ensures that employment and other economic opportunities generated by its housing and community development assistance programs are directed toward low- and very-low income persons, particularly those who are recipients of government assistance housing. The regulations are found at 24 CFR Part 135. The information will be used by the Department to monitor program recipients' compliance with Section 3, to assess the results of the Department's efforts to meet the statutory objectives of Section 3, to prepare reports to Congress, and by recipients as self-monitoring tool. The data is entered into a database and will be analyzed and distributed. The collection of information involves recipients receiving Federal financial assistance for housing and community development programs covered by Section 3. The information will be collected annually to assist HUD in meeting its reporting requirements under Section 808(e)(6) of the Fair Housing Act and Section 916 of the HCDA of 1992. An assurance of confidentiality is not applicable to this form. The Privacy Act of 1974 and OMB Circular A-108 are not applicable. The reporting requirements do not contain sensitive questions. Data is cumulative; personal identifying information is not included.

Form HUD-60002, **Section 3 Summary Report, Economic Opportunities for Low- and Very Low-Income Persons.**

Instructions: This form is to be used to report annual accomplishments regarding employment and other economic opportunities provided to low- and very low-income persons under Section 3 of the Housing and Urban Development Act of 1968. The Section 3 regulations apply to any **public and Indian housing programs** that receive: (1) development assistance pursuant to Section 5 of the U.S. Housing Act of 1937; (2) operating assistance pursuant to Section 9 of the U.S. Housing Act of 1937; or (3) modernization grants pursuant to Section 14 of the U.S. Housing Act of 1937 and to **recipients of housing and community development assistance in excess of \$200,000** expended for: (1) housing rehabilitation (including reduction and abatement of lead-based paint hazards); (2) housing construction; or (3) other public construction projects; and to **contracts and subcontracts in excess of \$100,000** awarded in connection with the Section-3-covered activity.

Form HUD-60002 has three parts, which are to be completed for all programs covered by Section 3. Part I relates to **employment and training**. The recipient has the option to determine numerical employment/training goals either on the basis of the number of hours worked by new hires (columns B, D, E and F). Part II of the form relates to **contracting**, and Part III summarizes recipients' **efforts** to comply with Section 3.

Recipients or contractors subject to Section 3 requirements must maintain appropriate documentation to establish that HUD financial assistance for housing and community development programs were directed toward low- and very low-income persons.* A recipient of Section 3 covered assistance shall submit one copy of this report to HUD Headquarters, Office of Fair Housing and Equal Opportunity. Where the program providing assistance requires an annual performance report, this Section 3 report is to be submitted at the same time the program performance report is submitted. Where an annual performance report is not required, this Section 3 report is to be submitted by January 10 and, if the project ends before December 31, within 10 days of project completion. **Only Prime Recipients are required to report to HUD. The report must include accomplishments of all recipients and their Section 3 covered contractors and subcontractors.**

HUD Field Office: Enter the Field Office name.

1. Recipient: Enter the name and address of the recipient submitting this report.
2. Federal Identification: Enter the number that appears on the award form (with dashes). The award may be a grant, cooperative agreement or contract.
3. Dollar Amount of Award: Enter the dollar amount, rounded to the nearest dollar, received by the recipient.
- 4 & 5. Contact Person/Phone: Enter the name and telephone number of the person with knowledge of the award and the recipient's implementation of Section 3.
6. Reporting Period: Indicate the time period (months and year) this report covers.
7. Date Report Submitted: Enter the appropriate date.

8. Program Code: Enter the appropriate program code as listed at the bottom of the page.
9. Program Name: Enter the name of HUD Program corresponding with the "Program Code" in number 8.

Part I: Employment and Training Opportunities

Column A: Contains various job categories. Professionals are defined as people who have special knowledge of an occupation (i.e. supervisors, architects, surveyors, planners, and computer programmers). For construction positions, list each trade and provide data in columns B through F for each trade where persons were employed. The category of "Other" includes occupations such as service workers.

Column B: (Mandatory Field) Enter the number of new hires for each category of workers identified in **Column A** in connection with this award. New hire refers to a person who is not on the contractor's or recipient's payroll for employment at the time of selection for the Section 3 covered award or at the time of receipt of Section 3 covered assistance.

Column C: (Mandatory Field) Enter the number of Section 3 new hires for each category of workers identified in **Column A** in connection with this award. Section 3 new hire refers to a Section 3 resident who is not on the contractor's or recipient's payroll for employment at the time of selection for the Section 3 covered award or at the time of receipt of Section 3 covered assistance.

Column D: Enter the percentage of all the staff hours of new hires (Section 3 residents) in connection with this award.

Column E: Enter the percentage of the total staff hours worked for Section 3 employees and trainees (including new hires) connected with this award. Include staff hours for part-time and full-time positions.

Column F: (Mandatory Field) Enter the number of Section 3 residents that were trained in connection with this award.

Part II: Contract Opportunities

Block 1: Construction Contracts

Item A: Enter the total dollar amount of all contracts awarded on the project/program.

Item B: Enter the total dollar amount of contracts connected with this project/program that were awarded to Section 3 businesses.

Item C: Enter the percentage of the total dollar amount of contracts connected with this project/program awarded to Section 3 businesses.

Item D: Enter the number of Section 3 businesses receiving awards.

Block 2: Non-Construction Contracts

Item A: Enter the total dollar amount of all contracts awarded on the project/program.

Item B: Enter the total dollar amount of contracts connected with this project awarded to Section 3 businesses.

Item C: Enter the percentage of the total dollar amount of contracts connected with this project/program awarded to Section 3 businesses.

Item D: Enter the number of Section 3 businesses receiving awards.

Part III: Summary of Efforts – Self -explanatory

Submit one (1) copy of this report to the HUD Headquarters Office of Fair Housing and Equal Opportunity, at the same time the performance report is submitted to the program office. The Section 3 report is submitted by January 10. Include only contracts executed during the period specified in item 8. PHAs/IHAs are to report all contracts/subcontracts.

* The terms "low-income persons" and very low-income persons" have the same meanings given the terms in section 3 (b) (2) of the United States Housing Act of 1937. **Low-income persons** mean families (including single persons) whose incomes do not exceed 80 percent of the median income for the area, as determined by the Secretary, with adjustments for smaller and larger families, except that

The Secretary may establish income ceilings higher or lower than 80 percent of the median for the area on the basis of the Secretary's findings such that variations are necessary because of prevailing levels of construction costs or unusually high- or low-income families. **Very low-income persons** mean low-income families (including single persons) whose incomes do not exceed 50 percent of the median family income area, as determined by the Secretary with adjustments or smaller and larger families, except that the Secretary may establish income ceilings higher or lower than 50 percent of the median for the area on the basis of the Secretary's findings that such variations are necessary because of unusually high or low family incomes.

Economic Opportunities for Low – and Very Low-Income Persons

OMB Approval No: 2529-0043
(exp. 11/30/2010)

Section back of page for Public Reporting Burden statement

Part I: Employment and Training (** Columns B, C and F are mandatory fields. Include New Hires in E & F)

* Program Codes	3 = Public/Indian Housing	4 = Homeless Assistance	8 = CDBG State Administered
1 = Flexible Subsidy	A = Development,	5 = HOME	9 = Other CD Programs
2 = Section 202/811	B = Operation	6 = HOME State Administered	10 = Other Housing Programs
	C = Modernization	7 = CDBG Entitlement	

Part II: Contracts Awarded

1. Construction Contracts:

A. Total dollar amount of all contracts awarded on the project	\$ 0
B. Total dollar amount of contracts awarded to Section 3 businesses	\$ 0
C. Percentage of the total dollar amount that was awarded to Section 3 businesses	0 %
D. Total number of Section 3 businesses receiving contracts	0

2. Non-Construction Contracts:

A. Total dollar amount all non-construction contracts awarded on the project/activity	\$ 0
B. Total dollar amount of non-construction contracts awarded to Section 3 businesses	\$ 0
C. Percentage of the total dollar amount that was awarded to Section 3 businesses	0 %
D. Total number of Section 3 businesses receiving non-construction contracts	0

Part III: Summary

Indicate the efforts made to direct the employment and other economic opportunities generated by HUD financial assistance for housing and community development programs, to the greatest extent feasible, toward low-and very low-income persons, particularly those who are recipients of government assistance for housing. (Check all that apply.)

- ☒ Attempted to recruit low-income residents through: local advertising media, signs prominently displayed at the project site, contracts with the community organizations and public or private agencies operating within the metropolitan area (or nonmetropolitan county) in which the Section 3 covered program or project is located, or similar methods.
- ☐ Participated in a HUD program or other program which promotes the training or employment of Section 3 residents.
- ☐ Participated in a HUD program or other program which promotes the award of contracts to business concerns which meet the definition of Section 3 business concerns.
- ☐ Coordinated with Youthbuild Programs administered in the metropolitan area in which the Section 3 covered project is located.
- ☐ Other; describe below.

Public reporting for this collection of information is estimated to average 2 hours per response, including the time for reviewing instructions, searching existing data sources, gathering and maintaining the data needed, and completing and reviewing the collection of information. This agency may not collect this information, and you are not required to complete this form, unless it displays a currently valid OMB number.

Section 3 of the Housing and Urban Development Act of 1968, as amended, 12 U.S.C. 1701u, mandates that the Department ensures that employment and other economic opportunities generated by its housing and community development assistance programs are directed toward low- and very-low income persons, particularly those who are recipients of government assistance housing. The regulations are found at 24 CFR Part 135. The information will be used by the Department to monitor program recipients' compliance with Section 3, to assess the results of the Department's efforts to meet the statutory objectives of Section 3, to prepare reports to Congress, and by recipients as self-monitoring tool. The data is entered into a database and will be analyzed and distributed. The collection of information involves recipients receiving Federal financial assistance for housing and community development programs covered by Section 3. The information will be collected annually to assist HUD in meeting its reporting requirements under Section 808(e)(6) of the Fair Housing Act and Section 916 of the HCDA of 1992. An assurance of confidentiality is not applicable to this form. The Privacy Act of 1974 and OMB Circular A-108 are not applicable. The reporting requirements do not contain sensitive questions. Data is cumulative; personal identifying information is not included.

Form HUD-60002, **Section 3 Summary Report, Economic Opportunities for Low- and Very Low-Income Persons.**

Instructions: This form is to be used to report annual accomplishments regarding employment and other economic opportunities provided to low- and very low-income persons under Section 3 of the Housing and Urban Development Act of 1968. The Section 3 regulations apply to any **public and Indian housing programs** that receive: (1) development assistance pursuant to Section 5 of the U.S. Housing Act of 1937; (2) operating assistance pursuant to Section 9 of the U.S. Housing Act of 1937; or (3) modernization grants pursuant to Section 14 of the U.S. Housing Act of 1937 and to **recipients of housing and community development assistance in excess of \$200,000** expended for: (1) housing rehabilitation (including reduction and abatement of lead-based paint hazards); (2) housing construction; or (3) other public construction projects; and to **contracts and subcontracts in excess of \$100,000** awarded in connection with the Section-3-covered activity.

Form HUD-60002 has three parts, which are to be completed for all programs covered by Section 3. Part I relates to **employment and training**. The recipient has the option to determine numerical employment/training goals either on the basis of the number of hours worked by new hires (columns B, D, E and F). Part II of the form relates to **contracting**, and Part III summarizes recipients' **efforts** to comply with Section 3.

Recipients or contractors subject to Section 3 requirements must maintain appropriate documentation to establish that HUD financial assistance for housing and community development programs were directed toward low- and very low-income persons.* A recipient of Section 3 covered assistance shall submit one copy of this report to HUD Headquarters, Office of Fair Housing and Equal Opportunity. Where the program providing assistance requires an annual performance report, this Section 3 report is to be submitted at the same time the program performance report is submitted. Where an annual performance report is not required, this Section 3 report is to be submitted by January 10 and, if the project ends before December 31, within 10 days of project completion. **Only Prime Recipients are required to report to HUD. The report must include accomplishments of all recipients and their Section 3 covered contractors and subcontractors.**

HUD Field Office: Enter the Field Office name.

1. Recipient: Enter the name and address of the recipient submitting this report.
2. Federal Identification: Enter the number that appears on the award form (with dashes). The award may be a grant, cooperative agreement or contract.
3. Dollar Amount of Award: Enter the dollar amount, rounded to the nearest dollar, received by the recipient.
- 4 & 5. Contact Person/Phone: Enter the name and telephone number of the person with knowledge of the award and the recipient's implementation of Section 3.
6. Reporting Period: Indicate the time period (months and year) this report covers.
7. Date Report Submitted: Enter the appropriate date.

8. Program Code: Enter the appropriate program code as listed at the bottom of the page.
9. Program Name: Enter the name of HUD Program corresponding with the "Program Code" in number 8.

Part I: Employment and Training Opportunities

Column A: Contains various job categories. Professionals are defined as people who have special knowledge of an occupation (i.e. supervisors, architects, surveyors, planners, and computer programmers). For construction positions, list each trade and provide data in columns B through F for each trade where persons were employed. The category of "Other" includes occupations such as service workers.

Column B: (Mandatory Field) Enter the number of new hires for each category of workers identified in **Column A** in connection with this award. New hire refers to a person who is not on the contractor's or recipient's payroll for employment at the time of selection for the Section 3 covered award or at the time of receipt of Section 3 covered assistance.

Column C: (Mandatory Field) Enter the number of Section 3 new hires for each category of workers identified in **Column A** in connection with this award. Section 3 new hire refers to a Section 3 resident who is not on the contractor's or recipient's payroll for employment at the time of selection for the Section 3 covered award or at the time of receipt of Section 3 covered assistance.

Column D: Enter the percentage of all the staff hours of new hires (Section 3 residents) in connection with this award.

Column E: Enter the percentage of the total staff hours worked for Section 3 employees and trainees (including new hires) connected with this award. Include staff hours for part-time and full-time positions.

Column F: (Mandatory Field) Enter the number of Section 3 residents that were trained in connection with this award.

Part II: Contract Opportunities

Block 1: Construction Contracts

Item A: Enter the total dollar amount of all contracts awarded on the project/program.

Item B: Enter the total dollar amount of contracts connected with this project/program that were awarded to Section 3 businesses.

Item C: Enter the percentage of the total dollar amount of contracts connected with this project/program awarded to Section 3 businesses.

Item D: Enter the number of Section 3 businesses receiving awards.

Block 2: Non-Construction Contracts

Item A: Enter the total dollar amount of all contracts awarded on the project/program.

Item B: Enter the total dollar amount of contracts connected with this project awarded to Section 3 businesses.

Item C: Enter the percentage of the total dollar amount of contracts connected with this project/program awarded to Section 3 businesses.

Item D: Enter the number of Section 3 businesses receiving awards.

Part III: Summary of Efforts – Self -explanatory

Submit one (1) copy of this report to the HUD Headquarters Office of Fair Housing and Equal Opportunity, at the same time the performance report is submitted to the program office. The Section 3 report is submitted by January 10. Include only contracts executed during the period specified in item 8. PHAs/IHAs are to report all contracts/subcontracts.

* The terms "low-income persons" and very low-income persons" have the same meanings given the terms in section 3 (b) (2) of the United States Housing Act of 1937. **Low-income persons** mean families (including single persons) whose incomes do not exceed 80 percent of the median income for the area, as determined by the Secretary, with adjustments for smaller and larger families, except that

The Secretary may establish income ceilings higher or lower than 80 percent of the median for the area on the basis of the Secretary's findings such that variations are necessary because of prevailing levels of construction costs or unusually high- or low-income families. **Very low-income persons** mean low-income families (including single persons) whose incomes do not exceed 50 percent of the median family income area, as determined by the Secretary with adjustments for smaller and larger families, except that the Secretary may establish income ceilings higher or lower than 50 percent of the median for the area on the basis of the Secretary's findings that such variations are necessary because of unusually high or low family incomes.

Annual Performance Report HOME Program

U.S. Department of Housing
and Urban Development
Office of Community Planning
and Development

OMB Approval No. 2506-0171
(exp. 8/31/2009)

Public reporting burden for this collection of information is estimated to average 2.5 hours per response, including the time for reviewing instructions, searching existing data sources, gathering and maintaining the data needed, and completing and reviewing the collection of information. This agency may not conduct or sponsor, and a person is not required to respond to, a collection of information unless that collection displays a valid OMB control number.

The HOME statute imposes a significant number of data collection and reporting requirements. This includes information on assisted properties, on the owners or tenants of the properties, and on other programmatic areas. The information will be used: 1) to assist HOME participants in managing their programs; 2) to track performance of participants in meeting fund commitment and expenditure deadlines; 3) to permit HUD to determine whether each participant meets the HOME statutory income targeting and affordability requirements; and 4) to permit HUD to determine compliance with other statutory and regulatory program requirements. This data collection is authorized under Title II of the Cranston-Gonzalez National Affordable Housing Act or related authorities. Access to Federal grant funds is contingent on the reporting of certain project-specific data elements. Records of information collected will be maintained by the recipients of the assistance. Information on activities and expenditures of grant funds is public information and is generally available for disclosure. Recipients are responsible for ensuring confidentiality when public disclosure is not required.

This form is intended to collect numeric data to be aggregated nationally as a complement to data collected through the Cash and Management Information (C/MI) System. Participants should enter the reporting period in the first block. The reporting period is October 1 to September 30. Instructions are included for each section if further explanation is needed.

Submit this form on or before December 31.	This report is for period (mm/dd/yyyy)		Date Submitted (mm/dd/yyyy)
Send one copy to the appropriate HUD Field Office and one copy to: HOME Program, Rm 7176, 451 7th Street, S.W., Washington D.C. 20410	Starting 10/01/2015	Ending 09/30/2016	12/29/2016

Part I Participant Identification

1. Participant Number M-15-DC-120217	2. Participant Name Pinellas County Consortium, Florida		
3. Name of Person completing this report Brook Gajan		4. Phone Number (Include Area Code) 727-464-8232	
5. Address 440 Court Street, 2nd Floor	6. City Clearwater	7. State FL	8. Zip Code 33756

Part II Program Income

Enter the following program income amounts for the reporting period: in block 1, enter the balance on hand at the beginning; in block 2, enter the amount generated; in block 3, enter the amount expended; and in block 4, enter the amount for Tenant-Based rental Assistance.

1. Balance on hand at Beginning of Reporting Period 0.00	2. Amount received during Reporting Period 998,207.91	3. Total amount expended during Reporting Period 998,207.91	4. Amount expended for Tenant-Based Rental Assistance 0.00	5. Balance on hand at end of Reporting Period (1 + 2 - 3) = 5 0.00
---	--	--	---	---

Part III Minority Business Enterprises (MBE) and Women Business Enterprises (WBE)

In the table below, indicate the number and dollar value of contracts for HOME projects completed during the reporting period.

	a. Total	Minority Business Enterprises (MBE)				f. White Non-Hispanic
		b. Alaskan Native or American Indian	c. Asian or Pacific Islander	d. Black Non-Hispanic	e. Hispanic	
A. Contracts						
1. Number	0	0	0	0	0	0
2. Dollar Amount	0	0	0	0	0	0
B. Sub-Contracts						
1. Number	0	0	0	0	0	0
2. Dollar Amount	0	0	0	0	0	0
	a. Total	b. Women Business Enterprises (WBE)	c. Male			
C. Contracts						
1. Number	0	0	0			
2. Dollar Amount	0	0	0			
D. Sub-Contracts						
1. Number	0	0	0			
2. Dollar Amounts	0	0	0			

Part IV Minority Owners of Rental Property

In the table below, indicate the number of HOME assisted rental property owners and the total dollar amount of HOME funds in these rental properties assisted during the reporting period.

	a. Total	Minority Property Owners				f. White Non-Hispanic
		b. Alaskan Native or American Indian	c. Asian or Pacific Islander	d. Black Non-Hispanic	e. Hispanic	
1. Number	0	0	0	0	0	0
2. Dollar Amount	0	0	0	0	0	0

Part V Relocation and Real Property Acquisition

Indicate the number of persons displaced, the cost of relocation payments, the number of parcels acquired, and the cost of acquisition. The data provided should reflect only displacements and acquisitions occurring during the reporting period.

	a. Number	b. Cost				
1. Parcels Acquired	0	0				
2. Businesses Displaced	0	0				
3. Nonprofit Organizations Displaced	0	0				
4. Households Temporarily Relocated, not Displaced	0	0				
Households Displaced	a. Total	Minority Business Enterprises (MBE)				f. White Non-Hispanic
		b. Alaskan Native or American Indian	c. Asian or Pacific Islander	d. Black Non-Hispanic	e. Hispanic	
5. Households Displaced - Number	0	0	0	0	0	0
6. Households Displaced - Cost	0	0	0	0	0	0

ATTACHMENT D

ESG eCart Data

Q5. HMIS DQ & Participation**5a. HMIS or Comparable****Database Data Quality** Q5a

Data Element	Client Doesn't Know or Client Refused	Data not collected
First name	0	0
Last name	0	0
SSN	2	3
Date of Birth	0	0
Race	0	0
Ethnicity	0	1
Gender	0	0
Veteran Status	0	0
Disabling condition	0	3
Living situation (Head of Household and Adults)	0	2
Relationship to Head of Household	0	9
Destination	0	0
Client location for project entry	0	0

Q6. Persons Served

6a. Report Validations**Table**

Q6a

a. Total number of persons served	133
b. Number of adults (age 18 or over)	63
c. Number of children (under age 18)	70
d. Number of persons with unknown age	0
e. Total number of leavers	122
f. Number of adult leavers	60
g. Total number of stayers	11
h. Number of adult stayers	3
i. Number of veterans	3
j. Number of chronically homeless persons	0
k. Number of adult heads of household	47
l. Number of child heads of household	0
m. Number of unaccompanied youth under age 25	1
n. Number of parenting youth under age 25 with children	12

6b. Number of Persons**Served**

Q6b

	Total	a. Without children	b. With children and adults	c. With only children	d. Unknown household type
a. Adults	63	23	40	0	0
b. Children	70	0	69	1	0
c. Don't know / refused	0	0	0	0	0
d. Information missing	0	0	0	0	0
e. Total	133	23	109	1	0

Q7a. Households Served

**7a. Number of
Households Served** Q7a

	Total	a. Without children	b. With children and adults	c. With only children	d. Unknown household type
Total Households	52	20	31	1	0

**7b. Point-in-Time Count
of Households on the
Last Wednesday** Q7b

	Total	a. Without children	b. With children and adults	c. With only children	d. Unknown household type
January	15	6	8	1	0
April	13	4	8	1	0
July	10	2	7	1	0
October	26	5	20	1	0

Q9. Contacts and Engagements
**9a. Number of Persons
Contacted** Q9a

	Total	a. First contact was at a place not meant for human habitation	b. First contact was at a non-residential service setting	c. First contact was at a residential service setting	d. First contact place was missing
a1. Contacted once?	0	0	0	0	0
a2. Contacted 2-5 times?	0	0	0	0	0
a3. Contacted 6-9 times?	0	0	0	0	0
a4. Contacted 10 or more times?	0	0	0	0	0
az. Total persons contacted	0	0	0	0	0

**9b. Number of Persons
Engaged** Q9b

	Total	a. First contact was at a place not meant for human habitation	b. First contact was at a non-residential service setting	c. First contact was at a residential service setting	d. First contact place was missing
b1. Engaged after 1 contact?	0	0	0	0	0
b2. Engaged after 2-5 contacts?	0	0	0	0	0
b3. Engaged after 6-9 contacts?	0	0	0	0	0
b4. Engaged after 10 or more contacts?	0	0	0	0	0
bz. Total persons engaged	0	0	0	0	0
c. Rate of engagement (%)	N/A	N/A	N/A	N/A	N/A

Q10. Gender**10a. Gender of Adults** Q10a

	Total	a. Without children	b. With children and adults	c. Unknown household type
a. Male	13	7	6	0
b. Female	50	16	34	0
c. Transgender male to female	0	0	0	0
d. Transgender female to male	0	0	0	0
e. Doesn't identify as male, female, or transgender	0	0	0	0
f. Don't know / refused	0	0	0	0
g. Information missing	0	0	0	0
h. Subtotal	63	23	40	0

10b. Gender of Children Q10b

	Total	a. With children and adults	b. With only children	c. Unknown household type
a. Male	39	38	1	0
b. Female	31	31	0	0
c. Transgender male to female	0	0	0	0
d. Transgender female to male	0	0	0	0
e. Doesn't identify as male, female, or transgender	0	0	0	0
f. Don't know / refused	0	0	0	0
g. Information missing	0	0	0	0
h. Subtotal	70	69	1	0

10c. Gender of Persons

Missing Age Information Q10c

	Total	a. Without children	b. With children and adults	c. With only children	d. Unknown household type
a. Male	0	0	0	0	0
b. Female	0	0	0	0	0
c. Transgender male to female	0	0	0	0	0
d. Transgender female to male	0	0	0	0	0
e. Doesn't identify as male, female, or transgender	0	0	0	0	0
f. Don't know / refused	0	0	0	0	0
g. Information missing	0	0	0	0	0
h. Subtotal	0	0	0	0	0

10d. Gender by Age

Ranges Q10d

Combined Report

	Total	a. Under age 18	b. Age 18-24	c. Age 25-61	d. Age 62 and over	e. Client Doesn't Know/Client Refused	f. Data not collected
a. Male	52	39	1	12	0	0	0
b. Female	81	31	11	39	0	0	0
c. Transgender male to female	0	0	0	0	0	0	0
d. Transgender female to male	0	0	0	0	0	0	0
e. Doesn't identify as male, female, or transgender	0	0	0	0	0	0	0
f. Don't know / refused	0	0	0	0	0	0	0
g. Information missing	0	0	0	0	0	0	0
h. Total	133	70	12	51	0	0	0

Q11. Age Q11

	Total	a. Without children	b. With children and adults	c. With only children	d. Unknown household type
a. Under 5	30	0	30	0	0
b. 5 - 12	33	0	33	0	0
c. 13 - 17	7	0	6	1	0
d. 18 - 24	12	0	12	0	0
e. 25 - 34	19	2	17	0	0
f. 35 - 44	12	5	7	0	0
g. 45 - 54	6	3	3	0	0
h. 55 - 61	14	13	1	0	0
i. 62+	0	0	0	0	0
j. Don't know / refused	0	0	0	0	0
k. Information missing	0	0	0	0	0
l. Total	133	23	109	1	0

Q12. Race & Ethnicity

12a. Race

Q12a

	Total	a. Without children	b. With children and adults	c. With only children	d. Unknown household type
a. White	48	15	32	1	0
b. Black or African-American	63	8	55	0	0
c. Asian	0	0	0	0	0
d. American Indian or Alaska Native	0	0	0	0	0
e. Native Hawaiian or Other Pacific Islander	0	0	0	0	0
f. Multiple races	22	0	22	0	0
g. Don't know / refused	0	0	0	0	0
h. Information missing	0	0	0	0	0
i. Total	133	23	109	1	0

12b. Ethnicity

Q12b

	Total	a. Without children	b. With children and adults	c. With only children	d. Unknown household type
a. Non-Hispanic/non-Latino	97	17	79	1	0
b. Hispanic/Latino	35	6	29	0	0
c. Don't know / refused	0	0	0	0	0
d. Information missing	1	0	1	0	0
e. Total	133	23	109	1	0

Q13. Physical and Mental Health Conditions

**13a1. Physical and
Mental Health**
Conditions at Entry

Q13a1

	Total persons	a. Without children	b. With children and adults	c. With only children	d. Unknown household type
a. Mental illness	2	1	1	0	0
b. Alcohol abuse	0	0	0	0	0
c. Drug abuse	0	0	0	0	0
d. Both alcohol and drug abuse	0	0	0	0	0
e. Chronic health condition	0	0	0	0	0
f. HIV/AIDS and related diseases	0	0	0	0	0
g. Developmental disability	1	0	1	0	0
h. Physical disability	11	7	4	0	0

**13b1. Physical and
Mental Health**
Conditions of Leavers

Q13b1

	Total persons	a. Without children	b. With children and adults	c. With only children	d. Unknown household type
a. Mental illness	2	1	1	0	0
b. Alcohol abuse	0	0	0	0	0
c. Drug abuse	0	0	0	0	0
d. Both alcohol and drug abuse	0	0	0	0	0
e. Chronic health condition	0	0	0	0	0
f. HIV/AIDS and related diseases	0	0	0	0	0
g. Developmental disability	1	0	1	0	0
h. Physical disability	11	7	4	0	0

**13c1. Physical and
Mental Health**
Conditions of Stayers

Q13c1

Combined Report

	Total persons	a. Without children	b. With children and adults	c. With only children	d. Unknown household type
a. Mental illness	0	0	0	0	0
b. Alcohol abuse	0	0	0	0	0
c. Drug abuse	0	0	0	0	0
d. Both alcohol and drug abuse	0	0	0	0	0
e. Chronic health condition	0	0	0	0	0
f. HIV/AIDS and related diseases	0	0	0	0	0
g. Developmental disability	0	0	0	0	0
h. Physical disability	0	0	0	0	0

Q14. Domestic Violence

14a. Persons with Domestic Violence History

Q14a

	Total	a. Without children	b. With children and adults	c. With only children	d. Unknown household type
a. Yes	3	1	2	0	0
b. No	58	21	37	0	0
c. Don't know / refused	0	0	0	0	0
d. Information missing	2	1	1	0	0
e. Total	63	23	40	0	0

14b. Persons Fleeing Domestic Violence

Q14b

	Total	a. Without children	b. With children and adults	c. With only children	d. Unknown household type
a. Yes	0	0	0	0	0
b. No	0	0	0	0	0
c. Don't know / refused	0	0	0	0	0
d. Information missing	3	1	2	0	0
e. Total	3	1	2	0	0

Q15. Living Situation

Q15

Combined Report

	Total	a. Without children	b. With children and adults	c. With only children	d. Unknown household type
a. Homeless situations					
a1. Emergency shelter	6	1	5	0	0
a2. Transitional housing for homeless persons	1	0	1	0	0
a3. Place not meant for human habitation	0	0	0	0	0
a4. Safe haven	1	1	0	0	0
a5. Interim housing	0	0	0	0	0
az. Total	8	2	6	0	0
b. Institutional settings					
b1. Psychiatric facility	0	0	0	0	0
b2. Substance abuse or detox center	0	0	0	0	0
b3. Hospital (non-psychiatric)	0	0	0	0	0
b4. Jail, prison or juvenile detention	0	0	0	0	0
b5. Foster care home or foster care group home	0	0	0	0	0
b6. Long-term care facility or nursing home	0	0	0	0	0
b7. Residential project or halfway house with no homeless criteria	0	0	0	0	0
bz. Total	0	0	0	0	0

Combined Report

c. Other locations					
c01. PH for homeless persons	0	0	0	0	0
c02. Owned by client, no subsidy	0	0	0	0	0
c03. Owned by client, with subsidy	0	0	0	0	0
c04. Rental by client, no subsidy	33	12	21	0	0
c05. Rental by client, with VASH subsidy	0	0	0	0	0
c06. Rental by client, with GPD TIP subsidy	0	0	0	0	0
c07. Rental by client, with other subsidy	3	1	2	0	0
c08. Hotel or motel paid by client	2	0	2	0	0
c09. Staying or living with friend(s)	7	3	4	0	0
c10. Staying or living with family	7	4	3	0	0
c11. Don't know / refused	0	0	0	0	0
c12. Information missing	2	0	2	0	0
cz. Total	54	20	34	0	0
d. Total	63	23	40	0	0

Q20. Non-Cash Benefits

20a. Type of Non-Cash

Benefit Sources

Q20a

	At entry	At Latest Annual Assessment for Stayers	At Exit for Leavers
a. Supplemental Nutritional Assistance Program	39	0	40
b. WIC	1	0	1
c. TANF Child Care services	1	0	1
d. TANF transportation services	0	0	0
e. Other TANF-funded services	0	0	0
f. Other source	0	0	0

Q21. Health Insurance

Q21

	At entry	At Latest Annual Assessment for Stayers	At Exit for Leavers
a. MEDICAID health insurance	95	0	92
b. MEDICARE health insurance	5	0	5
c. State Children's Health Insurance	0	0	0
d. VA Medical Services	2	0	2
e. Employer-provided health insurance	0	0	0
f. Health insurance through COBRA	0	0	0
g. Private pay health insurance	0	0	0
h. State Health Insurance for Adults	0	0	2
i. Indian Health Services Program	0	0	0
j. Other	0	0	0
k. No health insurance	0	0	0
l. Client doesn't know/Client refused	0	0	0
m. Data not collected	11	11	2
n. Number of adult stayers not yet required to have an annual assessment	0	0	0
o. 1 source of health insurance	91	0	88
p. More than 1 source of health insurance	5	0	6

Q22. Length of Participation**Q22a2. Length of
Participation—ESG
projects**

Q22a2

	Total	Leavers	Stayers
a. 0 to 7 days	5	5	0
b. 8 to 14 days	0	0	0
c. 15 to 21 days	1	1	0
d. 22 to 30 days	3	3	0
e. 31 to 60 days	9	9	0
f. 61 to 90 days	57	57	0
g. 91 to 180 days	42	42	0
h. 181 to 365 days	5	5	0
i. 366 to 730 days (1-2 yrs.)	4	0	4
j. 731 to 1095 days (2-3 yrs.)	7	0	7
k. 1096 to 1460 days (3-4 yrs.)	0	0	0
l. 1461 to 1825 days (4-5 yrs.)	0	0	0
m. More than 1825 days (>5 yrs.)	0	0	0
n. Information missing	0	0	0
o. Total	133	122	11

**Q22c. RRH Length of
Time between Project
Entry Date and
Residential Move-in
Date**

Q22c

	Total	a. Without children	b. With children and adults	c. With only children	d. Unknown household type
a. 0-7 days	0	0	0	0	0
b. 8-14 days	1	1	0	0	0
c. 15-21 days	20	1	19	0	0
d. 22 to 30 days	12	1	11	0	0
e. 31 to 60 days	16	3	13	0	0
f. 61 to 180 days	7	2	5	0	0
g. 181 to 365 days	0	0	0	0	0
h. 366 to 730 days (1-2 yrs.)	0	0	0	0	0
i. Data Not Collected	10	6	4	0	0
j. Total	66	14	52	0	0

**Q22d. Length of
Participation by
Household type**

Q22d

	Total	a. Without children	b. With children and adults	c. With only children	d. Unknown household type
a. 0 to 7 days	5	2	3	0	0
b. 8 to 14 days	0	0	0	0	0
c. 15 to 21 days	1	1	0	0	0
d. 22 to 30 days	3	3	0	0	0
e. 31 to 60 days	9	3	6	0	0
f. 61 to 90 days	57	6	51	0	0
g. 91 to 180 days	42	7	35	0	0
h. 181 to 365 days	5	0	5	0	0
i. 366 to 730 days (1-2 yrs.)	4	1	3	0	0
j. 731 to 1095 days (2-3 yrs.)	7	0	6	1	0
k. 1096 to 1460 days (3-4 yrs.)	0	0	0	0	0
l. 1461 to 1825 days (4-5 yrs.)	0	0	0	0	0
m. More than 1825 days (>5 yrs.)	0	0	0	0	0
n. Information missing	0	0	0	0	0
o. Total	133	23	109	1	0

**Q23. Exit Destination –
More than 90 Days**

Q23

	Total	a. Without children	b. With children and adults	c. With only children	d. Unknown household type
a. Permanent destinations					
a01. Moved from one HOPWA funded project to HOPWA PH	0	0	0	0	0
a02. Owned by client, no ongoing subsidy	6	0	6	0	0
a03. Owned by client, with ongoing subsidy	0	0	0	0	0
a04. Rental by client, no ongoing subsidy	24	5	19	0	0
a05. Rental by client, VASH subsidy	0	0	0	0	0
a06. Rental by client, with GPD TIP housing subsidy	0	0	0	0	0
a07. Rental by client, other ongoing subsidy	3	0	3	0	0
a08. Permanent housing for homeless persons	0	0	0	0	0
a09. Staying or living with family, permanent tenure	0	0	0	0	0
a10. Staying or living with friends, permanent tenure	0	0	0	0	0

Combined Report

az. Total	33	5	28	0	0
b. Temporary destinations					
b1. Emergency shelter	0	0	0	0	0
b2. Moved from one HOPWA funded project to HOPWA TH	0	0	0	0	0
b3. Transitional housing for homeless persons	0	0	0	0	0
b4. Staying with family, temporary tenure	0	0	0	0	0
b5. Staying with friends, temporary tenure	0	0	0	0	0
b6. Place not meant for human habitation	0	0	0	0	0
b7. Safe Haven	0	0	0	0	0
b8. Hotel or motel paid by client	0	0	0	0	0
bz. Total	0	0	0	0	0
c. Institutional settings					
c1. Foster care home or group foster care home	0	0	0	0	0
c2. Psychiatric hospital or other psychiatric facility	0	0	0	0	0
c3. Substance abuse treatment facility or detox center	0	0	0	0	0
c4. Hospital or other residential non-psychiatric medical facility	0	0	0	0	0
c5. Jail, prison or juvenile detention facility	0	0	0	0	0
c6. Long term care facility or nursing home	0	0	0	0	0

Combined Report

cz. Total	0	0	0	0	0
d. Other destinations					
d1. Residential project or halfway house with no homeless criteria	0	0	0	0	0
d2. Deceased	0	0	0	0	0
d3. Other	0	0	0	0	0
d4. Don't know / refused	0	0	0	0	0
d5. Information missing	0	0	0	0	0
dz. Total	0	0	0	0	0
e. Total	33	5	28	0	0

Q23a. Exit**Destination—All
persons**

Q23a

	Total	a. Without children	b. With children and adults	c. With only children	d. Unknown household type
a. Permanent destinations					
a01. Moved from one HOPWA funded project to HOPWA PH	0	0	0	0	0
a02. Owned by client, no ongoing subsidy	0	0	0	0	0
a03. Owned by client, with ongoing subsidy	0	0	0	0	0
a04. Rental by client, no ongoing subsidy	56	8	48	0	0
a05. Rental by client, VASH subsidy	0	0	0	0	0
a06. Rental by client, with GPD TIP housing subsidy	0	0	0	0	0
a07. Rental by client, other ongoing subsidy	0	0	0	0	0
a08. Permanent housing for homeless persons	0	0	0	0	0
a09. Staying or living with family, permanent tenure	0	0	0	0	0
a10. Staying or living with friends, permanent tenure	0	0	0	0	0

Combined Report

az. Total	56	8	48	0	0
b. Temporary destinations					
b1. Emergency shelter	0	0	0	0	0
b2. Moved from one HOPWA funded project to HOPWA TH	0	0	0	0	0
b3. Transitional housing for homeless persons	0	0	0	0	0
b4. Staying with family, temporary tenure	0	0	0	0	0
b5. Staying with friends, temporary tenure	0	0	0	0	0
b6. Place not meant for human habitation	0	0	0	0	0
b7. Safe Haven	0	0	0	0	0
b8. Hotel or motel paid by client	0	0	0	0	0
bz. Total	0	0	0	0	0
c. Institutional settings					
c1. Foster care home or group foster care home	0	0	0	0	0
c2. Psychiatric hospital or other psychiatric facility	0	0	0	0	0
c3. Substance abuse treatment facility or detox center	0	0	0	0	0
c4. Hospital or other residential non-psychiatric medical facility	0	0	0	0	0
c5. Jail, prison or juvenile detention facility	0	0	0	0	0
c6. Long term care facility or nursing home	0	0	0	0	0

Combined Report

cz. Total	0	0	0	0	0
d. Other destinations					
d1. Residential project or halfway house with no homeless criteria	0	0	0	0	0
d2. Deceased	0	0	0	0	0
d3. Other	0	0	0	0	0
d4. Don't know / refused	0	0	0	0	0
d5. Information missing	0	0	0	0	0
dz. Total	0	0	0	0	0
e. Total	56	8	48	0	0

**Q23b. Homeless
Prevention Housing
Assessment at Exit**

Q23b

	Total	a. Without children	b. With children and adults	c. With only children	d. Unknown household type
a. Able to maintain the housing they had at project entry--Without a subsidy	53	8	45	0	0
b. Able to maintain the housing they had at project entry--With the subsidy they had at project entry	0	0	0	0	0
c. Able to maintain the housing they had at project entry--With an on-going subsidy acquired since project entry	0	0	0	0	0
d. Able to maintain the housing they had at project entry--Only with financial assistance other than a subsidy	0	0	0	0	0
e. Moved to new housing unit--With on-going subsidy	0	0	0	0	0
f. Moved to new housing unit--Without an on-going subsidy	3	0	3	0	0
g. Moved in with family/friends on a temporary basis	0	0	0	0	0
h. Moved in with family/friends on a permanent basis	0	0	0	0	0
i. Moved to a transitional or temporary housing facility or program	0	0	0	0	0
j. Client became homeless-moving to a shelter or other place unfit for human habitation	0	0	0	0	0

Combined Report

k. Client went to jail/prison	0	0	0	0	0
l. Client died	0	0	0	0	0
m. Client doesn't know/Client refused	0	0	0	0	0
n. Data not collected (no exit interview completed)	0	0	0	0	0
o. Total	56	8	48	0	0

**Q24. Exit Destination –
90 Days or Less**

Q24

	Total	a. Without children	b. With children and adults	c. With only children	d. Unknown household type
a. Permanent destinations					
a01. Moved from one HOPWA funded project to HOPWA PH	0	0	0	0	0
a02. Owned by client, no ongoing subsidy	0	0	0	0	0
a03. Owned by client, with ongoing subsidy	2	0	2	0	0
a04. Rental by client, no ongoing subsidy	19	4	15	0	0
a05. Rental by client, VASH subsidy	0	0	0	0	0
a06. Rental by client, with GPD TIP housing subsidy	0	0	0	0	0
a07. Rental by client, other ongoing subsidy	12	5	7	0	0
a08. Permanent housing for homeless persons	0	0	0	0	0
a09. Staying or living with family, permanent tenure	0	0	0	0	0
a10. Staying or living with friends, permanent tenure	0	0	0	0	0

Combined Report

az. Total	33	9	24	0	0
b. Temporary destinations					
b1. Emergency shelter	0	0	0	0	0
b2. Moved from one HOPWA funded project to HOPWA TH	0	0	0	0	0
b3. Transitional housing for homeless persons	0	0	0	0	0
b4. Staying with family, temporary tenure	0	0	0	0	0
b5. Staying with friends, temporary tenure	0	0	0	0	0
b6. Place not meant for human habitation	0	0	0	0	0
b7. Safe Haven	0	0	0	0	0
b8. Hotel or motel paid by client	0	0	0	0	0
bz. Total	0	0	0	0	0
c. Institutional settings					
c1. Foster care home or group foster care home	0	0	0	0	0
c2. Psychiatric hospital or other psychiatric facility	0	0	0	0	0
c3. Substance abuse treatment facility or detox center	0	0	0	0	0
c4. Hospital or other residential non-psychiatric medical facility	0	0	0	0	0
c5. Jail, prison or juvenile detention facility	0	0	0	0	0
c6. Long term care facility or nursing home	0	0	0	0	0

Combined Report

cz. Total	0	0	0	0	0
d. Other destinations					
d1. Residential project or halfway house with no homeless criteria	0	0	0	0	0
d2. Deceased	0	0	0	0	0
d3. Other	0	0	0	0	0
d4. Don't know / refused	0	0	0	0	0
d5. Information missing	0	0	0	0	0
dz. Total	0	0	0	0	0
e. Total	33	9	24	0	0

25a. Number of Veterans

Q25a

	Total	a. Without children	b. With children and adults	c. Unknown household type
a. Chronically homeless veteran	0	0	0	0
b. Non-chronically homeless veteran	3	1	2	0
c. Not a veteran	59	22	37	0
d. Client Doesn't Know/Client Refused	1	0	1	0
e. Data Not Collected	0	0	0	0
f. Total	63	23	40	0

Q26b. Number of Chronically Homeless Persons by Household

Q26b

	Total	a. Without children	b. With children and adults	c. With only children	d. Unknown household type
a. Chronically homeless	0	0	0	0	0
b. Not chronically homeless	69	0	69	0	0
c. Client Doesn't Know/Client Refused	0	0	0	0	0
d. Data Not Collected	64	23	40	1	0

ATTACHMENT E

Comment Period Notices and Additional IDIS Reports

**NOTICE OF AVAILABILITY FOR VIEWING
PINELLAS COUNTY 2015-2016
CONSOLIDATED ANNUAL PERFORMANCE &
EVALUATION REPORT
FOR THE COMMUNITY DEVELOPMENT BLOCK GRANT,
HOME INVESTMENT PARTNERSHIP, EMERGENCY
SOLUTIONS GRANT AND NEIGHBORHOOD
STABILIZATION PROGRAMS**

December 9, 2016

To All Citizens, Housing and Related Service Providers, Public Agencies and Other Interested Parties:

Pinellas County's Consolidated Annual Performance & Evaluation Report (CAPER) for the 2015-2016 Community Development Block Grant (CDBG), HOME Investment Partnership (HOME), and Emergency Solutions Grant (ESG) Programs is available for viewing and public comment beginning December 9 through December 23, 2016. The CAPER is available at the Pinellas County Community Development and Planning Division, 440 Court Street-2nd Floor, Clearwater, FL 33756 or online at www.pinellascounty.org/community.

The CAPER is comprised of statistical and financial statements, narratives and maps regarding activities carried out during the 2015-16 program year to meet previously identified goals and objectives. Approximately \$9,198,620 in Federal CDBG, HOME, and ESG grant funds and program income was available to carry out activities, all of which was committed and approximately \$4,600,498 of which was expended. Additionally, approximately \$2,348,608 in Federal Neighborhood Stabilization Program (NSP) grant funds and program income was available to carry out activities and approximately \$102,542 was expended. CDBG, ESG and NSP funded activities were located within the Urban County (unincorporated areas and 20 cooperating small cities). HOME funded activities were located within the Consortium (the Urban County and the City of Largo).

Comments on the CAPER may be made in writing to the Pinellas County Community Development and Planning Division at the above address through December 23, 2016, or by email to cdplanning@pinellascounty.org. The report, including a summary of public comments received, will be sent to the U. S. Department of Housing and Urban Development no later than December 29, 2016. The summary of comments will also be available at the Pinellas County Community Development and Planning Division after December 29, 2016.

U.S. DEPARTMENT OF HOUSING AND URBAN
DEVELOPMENT
OFFICE OF COMMUNITY PLANNING AND DEVELOPMENT
PR01 - HUD Grants and Program Income

DATE: 12/8/2016
TIME: 12:50:33 PM
PAGE: 1/4

IDIS

Program	Fund Type	Grantee Name	Grant Number	Authorized Amount	Suballocated Amount	Amount	Net Drawn Amount	FY YTD Net Draw Amount	Available to Commit	Available to Draw	Recapture Amount
						Committed to Activities					
CDBG	EN	PINELLAS COUNTY	B89UC120005	\$2,635,000.00	\$0.00	\$2,635,000.00	\$2,635,000.00	\$0.00	\$0.00	\$0.00	\$0.00
			B90UC120005	\$2,515,000.00	\$0.00	\$2,515,000.00	\$2,515,000.00	\$0.00	\$0.00	\$0.00	\$0.00
			B91UC120005	\$2,850,000.00	\$0.00	\$2,850,000.00	\$2,850,000.00	\$0.00	\$0.00	\$0.00	\$0.00
			B92UC120005	\$3,058,000.00	\$0.00	\$3,058,000.00	\$3,058,000.00	\$0.00	\$0.00	\$0.00	\$0.00
			B93UC120005	\$3,625,000.00	\$0.00	\$3,625,000.00	\$3,625,000.00	\$0.00	\$0.00	\$0.00	\$0.00
			B94UC120005	\$3,860,000.00	\$0.00	\$3,860,000.00	\$3,860,000.00	\$0.00	\$0.00	\$0.00	\$0.00
			B95UC120005	\$3,826,000.00	\$0.00	\$3,826,000.00	\$3,826,000.00	\$0.00	\$0.00	\$0.00	\$0.00
			B96UC120005	\$3,717,000.00	\$0.00	\$3,717,000.00	\$3,717,000.00	\$0.00	\$0.00	\$0.00	\$0.00
			B97UC120005	\$3,454,000.00	\$0.00	\$3,454,000.00	\$3,454,000.00	\$0.00	\$0.00	\$0.00	\$0.00
			B98UC120005	\$3,354,000.00	\$0.00	\$3,354,000.00	\$3,354,000.00	\$0.00	\$0.00	\$0.00	\$0.00
			B99UC120005	\$3,438,000.00	\$0.00	\$3,438,000.00	\$3,438,000.00	\$0.00	\$0.00	\$0.00	\$0.00
			B00UC120005	\$3,621,000.00	\$0.00	\$3,621,000.00	\$3,621,000.00	\$0.00	\$0.00	\$0.00	\$0.00
			B01UC120005	\$3,743,000.00	\$0.00	\$3,743,000.00	\$3,743,000.00	\$0.00	\$0.00	\$0.00	\$0.00
			B02UC120005	\$3,682,000.00	\$0.00	\$3,682,000.00	\$3,682,000.00	\$0.00	\$0.00	\$0.00	\$0.00
			B03UC120005	\$3,818,000.00	\$0.00	\$3,818,000.00	\$3,818,000.00	\$0.00	\$0.00	\$0.00	\$0.00
			B04UC120005	\$3,701,000.00	\$0.00	\$3,701,000.00	\$3,701,000.00	\$0.00	\$0.00	\$0.00	\$0.00
			B05UC120005	\$3,493,162.00	\$0.00	\$3,493,162.00	\$3,493,162.00	\$0.00	\$0.00	\$0.00	\$0.00
			B06UC120005	\$3,129,703.00	\$0.00	\$3,129,703.00	\$3,129,703.00	\$0.00	\$0.00	\$0.00	\$0.00
			B07UC120005	\$3,103,668.00	\$0.00	\$3,103,668.00	\$3,103,668.00	\$0.00	\$0.00	\$0.00	\$0.00
			B08UC120005	\$2,979,575.00	\$0.00	\$2,979,575.00	\$2,979,575.00	\$0.00	\$0.00	\$0.00	\$0.00
			B09UC120005	\$2,997,508.00	\$418,328.76	\$2,579,179.24	\$2,579,179.24	\$0.00	\$0.00	\$0.00	\$0.00
			B10UC120005	\$3,221,625.00	\$0.00	\$3,221,625.00	\$3,221,625.00	\$0.00	\$0.00	\$0.00	\$0.00
			B11UC120005	\$2,676,384.00	\$0.00	\$2,676,384.00	\$2,676,384.00	\$0.00	\$0.00	\$0.00	\$0.00
			B12UC120005	\$2,389,721.00	\$0.00	\$2,389,721.00	\$2,389,721.00	\$0.00	\$0.00	\$0.00	\$0.00
			B13UC120005	\$2,517,880.00	\$0.00	\$2,517,880.00	\$2,517,880.00	\$0.00	\$0.00	\$0.00	\$0.00
			B14UC120005	\$2,422,408.00	\$0.00	\$848,333.45	\$376,370.90	\$304,161.19	\$1,574,074.55	\$2,046,037.10	\$0.00
			B15UC120005	\$2,407,689.00	\$0.00	\$2,206,634.30	\$2,012,044.19	\$448,125.22	\$201,054.70	\$395,644.81	\$0.00
PINELLAS COUNTY Subtotal:				\$86,236,323.00	\$418,328.76	\$84,042,864.99	\$83,376,312.33	\$752,286.41	\$1,775,129.25	\$2,441,681.91	\$0.00
PI	EN	EN Subtotal:		\$86,236,323.00	\$418,328.76	\$84,042,864.99	\$83,376,312.33	\$752,286.41	\$1,775,129.25	\$2,441,681.91	\$0.00
		PINELLAS COUNTY	B96UC120005	\$639,913.43	\$0.00	\$639,913.43	\$639,913.43	\$0.00	\$0.00	\$0.00	\$0.00
			B97UC120005	\$1,124,269.66	\$0.00	\$1,124,269.66	\$1,124,269.66	\$0.00	\$0.00	\$0.00	\$0.00
			B98UC120005	\$751,392.06	\$0.00	\$751,392.06	\$751,392.06	\$0.00	\$0.00	\$0.00	\$0.00
			B99UC120005	\$639,868.76	\$0.00	\$639,868.76	\$639,868.76	\$0.00	\$0.00	\$0.00	\$0.00
			B00UC120005	\$662,702.29	\$0.00	\$662,702.29	\$662,702.29	\$0.00	\$0.00	\$0.00	\$0.00
			B01UC120005	\$873,511.05	\$0.00	\$873,511.05	\$873,511.05	\$0.00	\$0.00	\$0.00	\$0.00
			B02UC120005	\$741,139.07	\$0.00	\$741,139.07	\$741,139.07	\$0.00	\$0.00	\$0.00	\$0.00
			B03UC120005	\$1,035,867.69	\$0.00	\$1,035,867.69	\$1,035,867.69	\$0.00	\$0.00	\$0.00	\$0.00
			B04UC120005	\$706,889.43	\$0.00	\$706,889.43	\$706,889.43	\$0.00	\$0.00	\$0.00	\$0.00
			B05UC120005	\$505,665.70	\$0.00	\$505,665.70	\$505,665.70	\$0.00	\$0.00	\$0.00	\$0.00
			B06UC120005	\$595,036.24	\$0.00	\$595,036.24	\$595,036.24	\$0.00	\$0.00	\$0.00	\$0.00
			B07UC120005	\$476,239.08	\$0.00	\$476,239.08	\$476,239.08	\$0.00	\$0.00	\$0.00	\$0.00
			B08UC120005	\$228,320.13	\$0.00	\$228,320.13	\$228,320.13	\$0.00	\$0.00	\$0.00	\$0.00

U.S. DEPARTMENT OF HOUSING AND URBAN
DEVELOPMENT
OFFICE OF COMMUNITY PLANNING AND DEVELOPMENT
PR01 - HUD Grants and Program Income

DATE: 12/8/2016
TIME: 12:50:33 PM
PAGE: 2/4

IDIS

Program	Fund Type	Grantee Name	Grant Number	Authorized Amount	Suballocated Amount	Amount Committed to Activities	Net Drawn Amount	FY YTD Net Draw Amount	Available to Commit	Available to Draw	Recapture Amount
CDBG	PI	PINELLAS COUNTY	B09UC120005	\$91,611.64	\$0.00	\$91,611.64	\$91,611.64	\$0.00	\$0.00	\$0.00	\$0.00
			B10UC120005	\$122,030.59	\$0.00	\$122,030.59	\$122,030.59	\$0.00	\$0.00	\$0.00	\$0.00
			B11UC120005	\$42,261.66	\$0.00	\$42,261.66	\$42,261.66	\$0.00	\$0.00	\$0.00	\$0.00
			B12UC120005	\$88,319.52	\$0.00	\$88,319.52	\$88,319.52	\$0.00	\$0.00	\$0.00	\$0.00
			B13UC120005	\$201,488.32	\$0.00	\$201,488.32	\$201,488.32	\$0.00	\$0.00	\$0.00	\$0.00
			B14UC120005	\$603,018.08	\$0.00	\$603,018.08	\$603,018.08	\$0.00	\$0.00	\$0.00	\$0.00
			B15UC120005	\$42,550.71	\$0.00	\$42,550.71	\$42,550.71	\$2,302.12	\$0.00	\$0.00	\$0.00
			PINELLAS COUNTY Subtotal:	\$10,172,095.11	\$0.00	\$10,172,095.11	\$10,172,095.11	\$2,302.12	\$0.00	\$0.00	\$0.00
		PI Subtotal:		\$10,172,095.11	\$0.00	\$10,172,095.11	\$10,172,095.11	\$2,302.12	\$0.00	\$0.00	\$0.00
	AD	PINELLAS COUNTY	B06UC120005	\$0.00	\$0.00	\$0.00	\$0.00	\$0.00	\$0.00	\$0.00	\$0.00
			B09UC120005	\$418,328.76	\$0.00	\$418,328.76	\$418,328.76	\$0.00	\$0.00	\$0.00	\$0.00
			PINELLAS COUNTY Subtotal:	\$418,328.76	\$0.00	\$418,328.76	\$418,328.76	\$0.00	\$0.00	\$0.00	\$0.00
		AD Subtotal:		\$418,328.76	\$0.00	\$418,328.76	\$418,328.76	\$0.00	\$0.00	\$0.00	\$0.00
CDBG-R	EN	PINELLAS COUNTY	B09UY120005	\$809,226.00	\$0.00	\$809,226.00	\$809,226.00	\$0.00	\$0.00	\$0.00	\$0.00
			PINELLAS COUNTY Subtotal:	\$809,226.00	\$0.00	\$809,226.00	\$809,226.00	\$0.00	\$0.00	\$0.00	\$0.00
			EN Subtotal:	\$809,226.00	\$0.00	\$809,226.00	\$809,226.00	\$0.00	\$0.00	\$0.00	\$0.00
ESG	EN	PINELLAS COUNTY	S89UC120018	\$42,000.00	\$0.00	\$42,000.00	\$42,000.00	\$0.00	\$0.00	\$0.00	\$0.00
			S90UC120018	\$66,000.00	\$0.00	\$66,000.00	\$66,000.00	\$0.00	\$0.00	\$0.00	\$0.00
			S91UC120018	\$65,000.00	\$0.00	\$65,000.00	\$65,000.00	\$0.00	\$0.00	\$0.00	\$0.00
			S92UC120018	\$65,000.00	\$0.00	\$65,000.00	\$65,000.00	\$0.00	\$0.00	\$0.00	\$0.00
			S93UC120018	\$45,000.00	\$0.00	\$45,000.00	\$45,000.00	\$0.00	\$0.00	\$0.00	\$0.00
			S94UC120018	\$106,000.00	\$0.00	\$106,000.00	\$106,000.00	\$0.00	\$0.00	\$0.00	\$0.00
			S95UC120018	\$139,000.00	\$0.00	\$139,000.00	\$139,000.00	\$0.00	\$0.00	\$0.00	\$0.00
			S96UC120018	\$97,000.00	\$0.00	\$97,000.00	\$97,000.00	\$0.00	\$0.00	\$0.00	\$0.00
			S97UC120018	\$97,000.00	\$0.00	\$97,000.00	\$97,000.00	\$0.00	\$0.00	\$0.00	\$0.00
			S98UC120018	\$132,000.00	\$0.00	\$132,000.00	\$132,000.00	\$0.00	\$0.00	\$0.00	\$0.00
			S99UC120018	\$120,000.00	\$0.00	\$120,000.00	\$120,000.00	\$0.00	\$0.00	\$0.00	\$0.00
			S00UC120018	\$122,000.00	\$0.00	\$122,000.00	\$122,000.00	\$0.00	\$0.00	\$0.00	\$0.00
			S01UC120018	\$128,000.00	\$0.00	\$128,000.00	\$128,000.00	\$0.00	\$0.00	\$0.00	\$0.00
			S02UC120018	\$127,000.00	\$0.00	\$127,000.00	\$127,000.00	\$0.00	\$0.00	\$0.00	\$0.00
			S03UC120018	\$126,000.00	\$0.00	\$126,000.00	\$126,000.00	\$0.00	\$0.00	\$0.00	\$0.00
			S04UC120018	\$139,661.00	\$0.00	\$139,661.00	\$139,661.00	\$0.00	\$0.00	\$0.00	\$0.00
			S05UC120018	\$135,371.00	\$0.00	\$135,371.00	\$135,371.00	\$0.00	\$0.00	\$0.00	\$0.00
			S06UC120018	\$134,355.00	\$0.00	\$134,355.00	\$134,355.00	\$0.00	\$0.00	\$0.00	\$0.00
			S07UC120018	\$134,978.00	\$0.00	\$134,978.00	\$134,978.00	\$0.00	\$0.00	\$0.00	\$0.00
			S08UC120018	\$133,725.00	\$0.00	\$133,725.00	\$133,725.00	\$0.00	\$0.00	\$0.00	\$0.00
			S09UC120018	\$132,661.00	\$0.00	\$132,661.00	\$132,661.00	\$0.00	\$0.00	\$0.00	\$0.00
			S10UC120018	\$131,289.80	\$0.00	\$131,289.80	\$131,289.80	\$0.00	\$0.00	\$0.00	\$0.00
			PINELLAS COUNTY Subtotal:	\$2,419,040.80	\$0.00	\$2,419,040.80	\$2,419,040.80	\$0.00	\$0.00	\$0.00	\$0.00
		EN Subtotal:		\$2,419,040.80	\$0.00	\$2,419,040.80	\$2,419,040.80	\$0.00	\$0.00	\$0.00	\$0.00
HOME	EN	PINELLAS COUNTY	M92DC120217	\$1,953,000.00	\$292,950.00	\$1,660,050.00	\$1,660,050.00	\$0.00	\$0.00	\$0.00	\$0.00
			M93DC120217	\$1,284,000.00	\$633,950.17	\$650,049.83	\$650,049.83	\$0.00	\$0.00	\$0.00	\$0.00

U.S. DEPARTMENT OF HOUSING AND URBAN
DEVELOPMENT
OFFICE OF COMMUNITY PLANNING AND DEVELOPMENT
PR01 - HUD Grants and Program Income

DATE: 12/8/2016
TIME: 12:50:33 PM
PAGE: 3/4

IDIS

Program	Fund Type	Grantee Name	Grant Number	Authorized Amount	Suballocated Amount	Amount Committed to Activities	Net Drawn Amount	FY YTD Net Draw Amount	Available to Commit	Available to Draw	Recapture Amount
HOME	EN	PINELLAS COUNTY	M94DC120217	\$1,629,000.00	\$788,926.71	\$840,073.29	\$840,073.29	\$0.00	\$0.00	\$0.00	\$0.00
			M95DC120217	\$1,759,000.00	\$265,000.00	\$1,494,000.00	\$1,494,000.00	\$0.00	\$0.00	\$0.00	\$0.00
			M96DC120217	\$1,768,000.00	\$1,108,842.23	\$659,157.77	\$659,157.77	\$0.00	\$0.00	\$0.00	\$0.00
			M97DC120217	\$1,261,000.00	\$341,650.00	\$919,350.00	\$919,350.00	\$0.00	\$0.00	\$0.00	\$0.00
			M98DC120217	\$1,336,000.00	\$885,891.00	\$450,109.00	\$450,109.00	\$0.00	\$0.00	\$0.00	\$0.00
			M99DC120217	\$1,466,000.00	\$982,704.10	\$483,295.90	\$483,295.90	\$0.00	\$0.00	\$0.00	\$0.00
			M00DC120217	\$1,541,000.00	\$632,386.62	\$908,613.38	\$908,613.38	\$0.00	\$0.00	\$0.00	\$0.00
			M01DC120217	\$1,709,000.00	\$516,463.43	\$1,192,536.57	\$1,192,536.57	\$0.00	\$0.00	\$0.00	\$0.00
			M02DC120217	\$1,702,000.00	\$1,429,661.26	\$272,338.74	\$272,338.74	\$0.00	\$0.00	\$0.00	\$0.00
			M03DC120217	\$1,862,562.00	\$602,623.56	\$1,259,938.44	\$1,259,938.44	\$0.00	\$0.00	\$0.00	\$0.00
			M04DC120217	\$2,084,691.00	\$915,438.18	\$1,169,252.82	\$1,169,252.82	\$0.00	\$0.00	\$0.00	\$0.00
			M05DC120217	\$1,888,356.00	\$654,379.96	\$1,233,976.04	\$1,233,976.04	\$0.00	\$0.00	\$0.00	\$0.00
			M06DC120217	\$1,748,124.00	\$584,414.47	\$1,163,709.53	\$1,163,709.53	\$0.00	\$0.00	\$0.00	\$0.00
			M07DC120217	\$1,726,809.00	\$1,636,971.91	\$89,837.09	\$89,837.09	\$0.00	\$0.00	\$0.00	\$0.00
			M08DC120217	\$1,650,889.00	\$408,995.25	\$1,241,893.75	\$1,241,893.75	\$0.00	\$0.00	\$0.00	\$0.00
			M09DC120217	\$1,852,011.00	\$492,132.38	\$1,359,878.62	\$1,359,878.62	\$0.00	\$0.00	\$0.00	\$0.00
			M10DC120217	\$1,782,367.00	\$510,272.26	\$1,272,094.74	\$1,272,094.74	\$0.00	\$0.00	\$0.00	\$0.00
			M11DC120217	\$1,577,773.00	\$405,498.46	\$1,172,274.54	\$1,172,274.54	\$0.00	\$0.00	\$0.00	\$0.00
			M12DC120217	\$1,069,063.00	\$106,906.30	\$962,156.70	\$962,156.70	\$0.00	\$0.00	\$0.00	\$0.00
			M13DC120217	\$1,057,756.00	\$700,667.64	\$357,088.36	\$232,698.01	\$0.00	\$0.00	\$124,390.35	\$0.00
			M14DC120217	\$1,072,975.00	\$268,243.75	\$804,731.25	\$0.00	\$0.00	\$0.00	\$804,731.25	\$0.00
			M15DC120217	\$975,709.00	\$243,927.90	\$397,065.42	\$0.00	\$0.00	\$334,715.68	\$731,781.10	\$0.00
			PINELLAS COUNTY Subtotal:	\$37,757,085.00	\$15,408,897.54	\$22,013,471.78	\$20,687,284.76	\$0.00	\$334,715.68	\$1,660,902.70	\$0.00
		EN Subtotal:		\$37,757,085.00	\$15,408,897.54	\$22,013,471.78	\$20,687,284.76	\$0.00	\$334,715.68	\$1,660,902.70	\$0.00
PI		PINELLAS COUNTY	M96DC120217	\$688,764.45	\$0.00	\$688,764.45	\$688,764.45	\$0.00	\$0.00	\$0.00	\$0.00
			M97DC120217	\$896,465.80	\$0.00	\$896,465.80	\$896,465.80	\$0.00	\$0.00	\$0.00	\$0.00
			M98DC120217	\$457,827.49	\$0.00	\$457,827.49	\$457,827.49	\$0.00	\$0.00	\$0.00	\$0.00
			M99DC120217	\$406,417.60	\$0.00	\$406,417.60	\$406,417.60	\$0.00	\$0.00	\$0.00	\$0.00
			M00DC120217	\$626,651.23	\$0.00	\$626,651.23	\$626,651.23	\$0.00	\$0.00	\$0.00	\$0.00
			M01DC120217	\$780,931.00	\$0.00	\$780,931.00	\$780,931.00	\$0.00	\$0.00	\$0.00	\$0.00
			M02DC120217	\$921,228.20	\$0.00	\$921,228.20	\$921,228.20	\$0.00	\$0.00	\$0.00	\$0.00
			M03DC120217	\$1,369,830.64	\$0.00	\$1,369,830.64	\$1,369,830.64	\$0.00	\$0.00	\$0.00	\$0.00
			M04DC120217	\$1,368,346.08	\$0.00	\$1,368,346.08	\$1,368,346.08	\$0.00	\$0.00	\$0.00	\$0.00
			M05DC120217	\$1,800,683.17	\$0.00	\$1,800,683.17	\$1,800,683.17	\$0.00	\$0.00	\$0.00	\$0.00
			M06DC120217	\$1,667,798.22	\$0.00	\$1,667,798.22	\$1,667,798.22	\$0.00	\$0.00	\$0.00	\$0.00
			M07DC120217	\$618,495.91	\$0.00	\$618,495.91	\$618,495.91	\$0.00	\$0.00	\$0.00	\$0.00
			M08DC120217	\$446,951.56	\$0.00	\$446,951.56	\$446,951.56	\$0.00	\$0.00	\$0.00	\$0.00
			M09DC120217	\$650,602.59	\$0.00	\$650,602.59	\$650,602.59	\$0.00	\$0.00	\$0.00	\$0.00
			M10DC120217	\$646,805.12	\$0.00	\$646,805.12	\$646,805.12	\$0.00	\$0.00	\$0.00	\$0.00
			M11DC120217	\$778,526.94	\$0.00	\$778,526.94	\$778,526.94	\$0.00	\$0.00	\$0.00	\$0.00
			M12DC120217	\$768,159.26	\$75,877.87	\$692,281.39	\$692,281.39	\$0.00	\$0.00	\$0.00	\$0.00
			M13DC120217	\$879,801.41	\$87,980.14	\$791,821.27	\$791,821.27	\$0.00	\$0.00	\$0.00	\$0.00

U.S. DEPARTMENT OF HOUSING AND URBAN
DEVELOPMENT
OFFICE OF COMMUNITY PLANNING AND DEVELOPMENT
PR01 - HUD Grants and Program Income

DATE: 12/8/2016
TIME: 12:50:33 PM
PAGE: 4/4

IDIS

Program	Fund Type	Grantee Name	Grant Number	Amount							
				Authorized Amount	Suballocated Amount	Committed to Activities	Net Drawn Amount	FY YTD Net Draw Amount	Available to Commit	Available to Draw	Recapture Amount
HOME	PI	PINELLAS COUNTY	M14DC120217	\$711,261.52	\$64,484.65	\$646,776.87	\$646,776.87	\$0.00	\$0.00	\$0.00	\$0.00
			M15DC120217	\$1,006,904.95	\$95,870.79	\$729,755.83	\$729,755.83	\$0.00	\$181,278.33	\$181,278.33	\$0.00
			PINELLAS COUNTY Subtotal:	\$17,492,453.14	\$324,213.45	\$16,986,961.36	\$16,986,961.36	\$0.00	\$181,278.33	\$181,278.33	\$0.00
	PA	PINELLAS COUNTY	PI Subtotal:	\$17,492,453.14	\$324,213.45	\$16,986,961.36	\$16,986,961.36	\$0.00	\$181,278.33	\$181,278.33	\$0.00
			M12DC120217	\$75,877.87	\$0.00	\$75,877.87	\$75,877.87	\$0.00	\$0.00	\$0.00	\$0.00
			M13DC120217	\$87,980.14	\$0.00	\$87,980.14	\$87,980.14	\$0.00	\$0.00	\$0.00	\$0.00
			M14DC120217	\$64,484.65	\$0.00	\$64,484.65	\$64,484.65	\$0.00	\$0.00	\$0.00	\$0.00
			M15DC120217	\$95,870.79	\$0.00	\$95,870.79	\$75,728.76	\$0.00	\$0.00	\$20,142.03	\$0.00
			PINELLAS COUNTY Subtotal:	\$324,213.45	\$0.00	\$324,213.45	\$304,071.42	\$0.00	\$0.00	\$20,142.03	\$0.00
			PA Subtotal:	\$324,213.45	\$0.00	\$324,213.45	\$304,071.42	\$0.00	\$0.00	\$20,142.03	\$0.00
	HP	PINELLAS COUNTY	M15DC120217	\$39,500.00	\$0.00	\$9,500.00	\$9,500.00	\$0.00	\$30,000.00	\$30,000.00	\$0.00
			PINELLAS COUNTY Subtotal:	\$39,500.00	\$0.00	\$9,500.00	\$9,500.00	\$0.00	\$30,000.00	\$30,000.00	\$0.00
			HP Subtotal:	\$39,500.00	\$0.00	\$9,500.00	\$9,500.00	\$0.00	\$30,000.00	\$30,000.00	\$0.00
HPRP	EN	PINELLAS COUNTY	S09UY120018	\$1,237,464.00	\$0.00	\$1,237,464.00	\$1,237,464.00	\$0.00	\$0.00	\$0.00	\$0.00
			PINELLAS COUNTY Subtotal:	\$1,237,464.00	\$0.00	\$1,237,464.00	\$1,237,464.00	\$0.00	\$0.00	\$0.00	\$0.00
			EN Subtotal:	\$1,237,464.00	\$0.00	\$1,237,464.00	\$1,237,464.00	\$0.00	\$0.00	\$0.00	\$0.00
GRANTEE				\$156,123,687.05	\$16,151,439.75	\$138,433,166.25	\$136,420,284.54	\$754,588.53	\$2,321,123.26	\$4,334,004.97	\$0.00

U.S. Department of Housing and Urban Development
Office of Community Planning and Development
Integrated Disbursement and Information System
List of Activities By Program Year And Project
PINELLAS COUNTY,FL

DATE: 12-08-16
TIME: 12:51
PAGE: 1

REPORT FOR CPD PROGRAM ALL
PGM YR ALL

Plan Year	IDIS Project	Project	IDIS Activity ID	Activity Name	Activity Status	Program	Funded Amount	Draw Amount	Balance
1994	1	CONVERTED HOME ACTIVITIES	1	HOME COMMITTED FUNDS ADJUSTMENT	Open	HOME	\$0.00	\$0.00	\$0.00
			5	BOCC PINELLAS COUNTY	Completed	HOME	\$1,738.90	\$1,738.90	\$0.00
			6	BOCC PINELLAS COUNTY	Completed	HOME	\$14,000.00	\$14,000.00	\$0.00
			7	BOCC PINELLAS COUNTY	Completed	HOME	\$6,681.10	\$6,681.10	\$0.00
			8	BOCC PINELLAS COUNTY	Completed	HOME	\$15,000.00	\$15,000.00	\$0.00
			9	PINELLAS COUNTY-CNSRT	Completed	HOME	\$1,103,912.00	\$1,103,912.00	\$0.00
			10	BOCC PINELLAS COUNTY	Completed	HOME	\$16,972.25	\$16,972.25	\$0.00
			11	CNSRT-PINELLAS COUNTY	Completed	HOME	\$14,500.00	\$14,500.00	\$0.00
			12	BOCC PINELLAS COUNTY	Completed	HOME	\$6,043.55	\$6,043.55	\$0.00
			13	PINELLAS COUNTY-CNSRT	Completed	HOME	\$23,515.85	\$23,515.85	\$0.00
			14	BOCC PINELLAS COUNTY	Completed	HOME	\$8,717.98	\$8,717.98	\$0.00
			15	CNSRT-PINELLAS COUNTY	Completed	HOME	\$20,459.25	\$20,459.25	\$0.00
			16	HOME - ADMINISTRATION	Completed	HOME	\$131,589.21	\$131,589.21	\$0.00
			17	CNSRT-PINELLAS COUNTY	Completed	HOME	\$9,478.05	\$9,478.05	\$0.00
			18	PINELLAS COUNTY-CNSRT	Completed	HOME	\$7,416.75	\$7,416.75	\$0.00
			19	PINELLAS COUNTY-CNSRT	Completed	HOME	\$9,503.10	\$9,503.10	\$0.00
			20	PINELLAS COUNTY-CNSRT	Completed	HOME	\$27,354.95	\$27,354.95	\$0.00
			21	PINELLAS COUNTY-CNSRT	Completed	HOME	\$1,762.00	\$1,762.00	\$0.00
			22	PINELLAS COUNTY-CNSRT	Completed	HOME	\$1,650.00	\$1,650.00	\$0.00
			23	PINELLAS COUNTY-CNSRT	Completed	HOME	\$1,860.00	\$1,860.00	\$0.00
			24	PINELLAS COUNTY-CNSRT	Completed	HOME	\$1,890.00	\$1,890.00	\$0.00
			25	PINELLAS COUNTY-CNSRT	Completed	HOME	\$1,713.00	\$1,713.00	\$0.00
			26	PINELLAS COUNTY-CNSRT	Completed	HOME	\$1,000.00	\$1,000.00	\$0.00
			27	PINELLAS COUNTY-CNSRT	Completed	HOME	\$12,240.00	\$12,240.00	\$0.00
			28	PINELLAS COUNTY-CNSRT	Completed	HOME	\$10,410.00	\$10,410.00	\$0.00
			29	PINELLAS COUNTY-CNSRT	Completed	HOME	\$17,603.10	\$17,603.10	\$0.00
			30	PINELLAS COUNTY-CNSRT	Completed	HOME	\$1,890.00	\$1,890.00	\$0.00
			31	PINELLAS COUNTY-CNSRT	Completed	HOME	\$10,151.55	\$10,151.55	\$0.00
			32	PINELLAS COUNTY-CNSRT	Completed	HOME	\$1,887.00	\$1,887.00	\$0.00
			33	PINELLAS COUNTY-CNSRT	Completed	HOME	\$39,324.26	\$39,324.26	\$0.00
			34	PINELLAS COUNTY-CNSRT	Completed	HOME	\$7,250.00	\$7,250.00	\$0.00
			35	PINELLAS COUNTY-CNSRT	Completed	HOME	\$2,137.00	\$2,137.00	\$0.00
			36	PINELLAS COUNTY-CNSRT	Completed	HOME	\$1,437.00	\$1,437.00	\$0.00
			37	PINELLAS COUNTY-CNSRT	Completed	HOME	\$1,947.00	\$1,947.00	\$0.00
			38	PINELLAS COUNTY-CNSRT	Completed	HOME	\$1,497.00	\$1,497.00	\$0.00

U.S. Department of Housing and Urban Development
Office of Community Planning and Development
Integrated Disbursement and Information System
List of Activities By Program Year And Project
PINELLAS COUNTY,FL

DATE: 12-08-16
TIME: 12:51
PAGE: 2

Plan Year	IDIS Project	Project	IDIS Activity ID	Activity Name	Activity Status	Program	Funded Amount	Draw Amount	Balance
1994	1	CONVERTED HOME ACTIVITIES	39	PINELLAS COUNTY-CNSRT	Completed	HOME	\$602,000.00	\$602,000.00	\$0.00
			40	PINELLAS COUNTY-CNSRT	Completed	HOME	\$1,680.00	\$1,680.00	\$0.00
			41	PINELLAS COUNTY-CNSRT	Completed	HOME	\$1,860.00	\$1,860.00	\$0.00
			42	PINELLAS COUNTY-CNSRT	Completed	HOME	\$1,797.00	\$1,797.00	\$0.00
			43	PINELLAS COUNTY-CNSRT	Completed	HOME	\$2,097.00	\$2,097.00	\$0.00
			44	PINELLAS COUNTY-CNSRT	Completed	HOME	\$1,000.00	\$1,000.00	\$0.00
			45	PINELLAS COUNTY-CNSRT	Completed	HOME	\$28,779.30	\$28,779.30	\$0.00
			46	PINELLAS COUNTY-CNSRT	Completed	HOME	\$1,830.00	\$1,830.00	\$0.00
			47	PINELLAS COUNTY-CNSRT	Completed	HOME	\$1,497.00	\$1,497.00	\$0.00
			48	PINELLAS COUNTY-CNSRT	Completed	HOME	\$1,230.00	\$1,230.00	\$0.00
			49	PINELLAS COUNTY-CNSRT	Completed	HOME	\$2,100.00	\$2,100.00	\$0.00
			50	PINELLAS COUNTY-CNSRT	Completed	HOME	\$1,665.00	\$1,665.00	\$0.00
			51	PINELLAS COUNTY-CNSRT	Completed	HOME	\$1,695.00	\$1,695.00	\$0.00
			52	PINELLAS COUNTY-CNSRT	Completed	HOME	\$1,725.00	\$1,725.00	\$0.00
			53	PINELLAS COUNTY-CNSRT	Completed	HOME	\$1,197.00	\$1,197.00	\$0.00
			54	PINELLAS COUNTY-CNSRT	Completed	HOME	\$113,878.42	\$113,878.42	\$0.00
			55	PINELLAS COUNTY-CNSRT	Completed	HOME	\$1,440.00	\$1,440.00	\$0.00
			56	PINELLAS COUNTY-CNSRT	Completed	HOME	\$2,010.00	\$2,010.00	\$0.00
			57	PINELLAS COUNTY-CNSRT	Completed	HOME	\$1,380.00	\$1,380.00	\$0.00
			58	PINELLAS COUNTY-CNSRT	Completed	HOME	\$13,388.90	\$13,388.90	\$0.00
			59	PINELLAS COUNTY-CNSRT	Completed	HOME	\$1,545.00	\$1,545.00	\$0.00
			60	PINELLAS COUNTY-CNSRT	Completed	HOME	\$3,770.00	\$3,770.00	\$0.00
			61	PINELLAS COUNTY-CNSRT	Completed	HOME	\$30,941.10	\$30,941.10	\$0.00
			62	PINELLAS COUNTY-CNSRT	Completed	HOME	\$1,350.00	\$1,350.00	\$0.00
			63	PINELLAS COUNTY-CNSRT	Completed	HOME	\$1,197.00	\$1,197.00	\$0.00
			64	PINELLAS COUNTY-CNSRT	Completed	HOME	\$5,360.00	\$5,360.00	\$0.00
			65	PINELLAS COUNTY-CNSRT	Completed	HOME	\$1,440.00	\$1,440.00	\$0.00
			66	PINELLAS COUNTY-CNSRT	Completed	HOME	\$1,587.00	\$1,587.00	\$0.00
			67	PINELLAS COUNTY-CNSRT	Completed	HOME	\$1,305.00	\$1,305.00	\$0.00
			68	PINELLAS COUNTY-CNSRT	Completed	HOME	\$1,372.00	\$1,372.00	\$0.00
			69	PINELLAS COUNTY-CNSRT	Completed	HOME	\$32,818.15	\$32,818.15	\$0.00
			70	PINELLAS COUNTY-CNSRT	Completed	HOME	\$5,496.00	\$5,496.00	\$0.00
			71	PINELLAS COUNTY-CNSRT	Completed	HOME	\$1,545.00	\$1,545.00	\$0.00
			72	PINELLAS COUNTY-CNSRT	Completed	HOME	\$1,515.00	\$1,515.00	\$0.00
			73	PINELLAS COUNTY-CNSRT	Completed	HOME	\$5,100.00	\$5,100.00	\$0.00
			74	PINELLAS COUNTY-CNSRT	Completed	HOME	\$5,259.05	\$5,259.05	\$0.00
			75	PINELLAS COUNTY-CNSRT	Completed	HOME	\$27,174.90	\$27,174.90	\$0.00
			76	BORDA - BOOT RANCH	Completed	HOME	\$1,600,000.00	\$1,600,000.00	\$0.00
			77	PINELLAS COUNTY-CNSRT	Canceled	HOME	\$0.00	\$0.00	\$0.00

U.S. Department of Housing and Urban Development
Office of Community Planning and Development
Integrated Disbursement and Information System
List of Activities By Program Year And Project
PINELLAS COUNTY,FL

DATE: 12-08-16
TIME: 12:51
PAGE: 3

Plan Year	IDIS Project	Project	IDIS Activity ID	Activity Name	Activity Status	Program	Funded Amount	Draw Amount	Balance
1994	1	CONVERTED HOME ACTIVITIES	78	PINELLAS COUNTY-CNSRT	Canceled	HOME	\$0.00	\$0.00	\$0.00
			79	PINELLAS COUNTY-CNSRT	Canceled	HOME	\$0.00	\$0.00	\$0.00
			80	PINELLAS COUNTY-CNSRT	Canceled	HOME	\$0.00	\$0.00	\$0.00
			81	PINELLAS COUNTY-CNSRT	Canceled	HOME	\$0.00	\$0.00	\$0.00
			82	PINELLAS COUNTY-CNSRT	Canceled	HOME	\$0.00	\$0.00	\$0.00
			83	PINELLAS COUNTY-CNSRT	Canceled	HOME	\$0.00	\$0.00	\$0.00
			84	PINELLAS COUNTY-CNSRT	Canceled	HOME	\$0.00	\$0.00	\$0.00
			85	PINELLAS COUNTY-CNSRT	Canceled	HOME	\$0.00	\$0.00	\$0.00
			86	PINELLAS COUNTY-CNSRT	Canceled	HOME	\$0.00	\$0.00	\$0.00
			87	PINELLAS COUNTY-CNSRT	Completed	HOME	\$55,203.31	\$55,203.31	\$0.00
			88	PINELLAS COUNTY-CNSRT	Completed	HOME	\$57,353.16	\$57,353.16	\$0.00
			89	PINELLAS COUNTY-CNSRT	Completed	HOME	\$66,092.00	\$66,092.00	\$0.00
			90	PINELLAS COUNTY-CNSRT	Completed	HOME	\$65,700.00	\$65,700.00	\$0.00
			91	PINELLAS COUNTY-CNSRT	Completed	HOME	\$65,431.62	\$65,431.62	\$0.00
			92	PINELLAS COUNTY-CNSRT	Completed	HOME	\$56,000.00	\$56,000.00	\$0.00
			93	PINELLAS COUNTY-CNSRT	Completed	HOME	\$42,000.00	\$42,000.00	\$0.00
			94	PINELLAS COUNTY-CNSRT	Completed	HOME	\$66,357.84	\$66,357.84	\$0.00
			95	PINELLAS COUNTY-CNSRT	Completed	HOME	\$62,300.00	\$62,300.00	\$0.00
			96	PINELLAS COUNTY-CNSRT	Completed	HOME	\$52,119.00	\$52,119.00	\$0.00
			97	PINELLAS COUNTY-CNSRT	Completed	HOME	\$55,445.00	\$55,445.00	\$0.00
			98	PINELLAS COUNTY-CNSRT	Completed	HOME	\$77,371.02	\$77,371.02	\$0.00
			99	PINELLAS COUNTY-CNSRT	Completed	HOME	\$50,554.21	\$50,554.21	\$0.00
			100	PINELLAS COUNTY-CNSRT	Completed	HOME	\$68,100.00	\$68,100.00	\$0.00
			101	PINELLAS COUNTY-CNSRT	Completed	HOME	\$59,966.07	\$59,966.07	\$0.00
			102	PINELLAS COUNTY-CNSRT	Completed	HOME	\$65,500.00	\$65,500.00	\$0.00
			103	CNHS - WILLIAMS #2798	Completed	HOME	\$78,300.00	\$78,300.00	\$0.00
			104	CNHS - WILSON #2799	Completed	HOME	\$69,300.00	\$69,300.00	\$0.00
			105	CNHS - SIMMONS #2800	Completed	HOME	\$57,880.00	\$57,880.00	\$0.00
			106	CNHS - COLLINS #2898	Completed	HOME	\$64,569.00	\$64,569.00	\$0.00
			107	OAK TRACE	Completed	HOME	\$1,248,633.67	\$1,248,633.67	\$0.00
			108	PINELLAS COUNTY-CNSRT	Completed	HOME	\$435,000.00	\$435,000.00	\$0.00
		Project Total					\$6,966,732.57	\$6,966,732.57	\$0.00
	2	CONVERTED CDBG ACTIVITIES	2	CDBG COMMITTED FUNDS ADJUSTMENT	Open	CDBG	\$19,249,921.49	\$19,249,921.49	\$0.00
			109	WYATT ST. PHASE IIA AND IIB DESIGN	Completed	CDBG	\$10,113.00	\$10,113.00	\$0.00
			110	Unknown	Completed	CDBG	\$0.00	\$0.00	\$0.00
			111	Unknown	Completed	CDBG	\$0.00	\$0.00	\$0.00
			112	Unknown	Completed	CDBG	\$0.00	\$0.00	\$0.00
			113	Unknown	Completed	CDBG	\$0.00	\$0.00	\$0.00
			114	Unknown	Completed	CDBG	\$0.00	\$0.00	\$0.00

U.S. Department of Housing and Urban Development
Office of Community Planning and Development
Integrated Disbursement and Information System
List of Activities By Program Year And Project
PINELLAS COUNTY,FL

DATE: 12-08-16
TIME: 12:51
PAGE: 4

Plan Year	IDIS Project	Project	IDIS Activity ID	Activity Name	Activity Status	Program	Funded Amount	Draw Amount	Balance
1994	2	CONVERTED CDBG ACTIVITIES	115	Unknown	Completed	CDBG	\$0.00	\$0.00	\$0.00
			116	Unknown	Completed	CDBG	\$0.00	\$0.00	\$0.00
			117	Unknown	Completed	CDBG	\$0.00	\$0.00	\$0.00
			118	Unknown	Completed	CDBG	\$0.00	\$0.00	\$0.00
			119	COVENANT FOUNDATION SUPPORTIVE HOUSING	Completed	CDBG	\$0.00	\$0.00	\$0.00
			120	BRIDGEWORK COUNSELING CTR SUPPORTIVE HSG	Completed	CDBG	\$0.00	\$0.00	\$0.00
			121	ACQUISITION OF HOUSING LOTS - CHAF	Completed	CDBG	\$0.00	\$0.00	\$0.00
			122	Unknown	Completed	CDBG	\$0.00	\$0.00	\$0.00
			123	Unknown	Completed	CDBG	\$0.00	\$0.00	\$0.00
			124	SHORE BOULEVARD INFRASTRUCTURE	Completed	CDBG	\$0.00	\$0.00	\$0.00
			125	Unknown	Completed	CDBG	\$0.00	\$0.00	\$0.00
			126	Unknown	Completed	CDBG	\$0.00	\$0.00	\$0.00
			127	Unknown	Completed	CDBG	\$0.00	\$0.00	\$0.00
			128	Unknown	Completed	CDBG	\$0.00	\$0.00	\$0.00
			129	Unknown	Completed	CDBG	\$0.00	\$0.00	\$0.00
			130	PAR PARKING LOT	Completed	CDBG	\$0.00	\$0.00	\$0.00
			131	DANSVILLE CONSULTING & PRELIM DESIGN	Completed	CDBG	\$275,443.78	\$275,443.78	\$0.00
			132	Unknown	Completed	CDBG	\$0.00	\$0.00	\$0.00
			133	Unknown	Completed	CDBG	\$0.00	\$0.00	\$0.00
			134	SINGLE UNIT REHABILITATION	Canceled	CDBG	\$0.00	\$0.00	\$0.00
			135	Unknown	Completed	CDBG	\$0.00	\$0.00	\$0.00
			136	Unknown	Completed	CDBG	\$0.00	\$0.00	\$0.00
			137	COMMERCIAL FACADE PROGRAM	Completed	CDBG	\$0.00	\$0.00	\$0.00
			138	ACQUISITION OF LAND - DANSVILLE	Completed	CDBG	\$0.00	\$0.00	\$0.00
			139	TBCDC HOMEOWNERSHIP OPPORTUNITY	Completed	CDBG	\$0.00	\$0.00	\$0.00
			140	Unknown	Completed	CDBG	\$0.00	\$0.00	\$0.00
			141	Unknown	Completed	CDBG	\$0.00	\$0.00	\$0.00
			142	Unknown	Completed	CDBG	\$0.00	\$0.00	\$0.00
			143	PARKING AND RESTROOMS	Completed	CDBG	\$0.00	\$0.00	\$0.00
			144	WYATT ST. PHASE IIB RECONSTRUCTION	Completed	CDBG	\$779,529.87	\$779,529.87	\$0.00
			145	DANSVILLE ROW ACQUISITION	Canceled	CDBG	\$0.00	\$0.00	\$0.00
			146	DANSVILLE INFRASTRUCTURE DESIGN	Completed	CDBG	\$145,734.23	\$145,734.23	\$0.00
			147	Unknown	Completed	CDBG	\$0.00	\$0.00	\$0.00
			148	Unknown	Completed	CDBG	\$0.00	\$0.00	\$0.00
			149	ASAP WOMAN AND CHILD EMERGENCY SHELTER	Completed	CDBG	\$0.00	\$0.00	\$0.00
			150	Unknown	Completed	CDBG	\$0.00	\$0.00	\$0.00
			151	Unknown	Completed	CDBG	\$0.00	\$0.00	\$0.00
			152	Unknown	Completed	CDBG	\$0.00	\$0.00	\$0.00

U.S. Department of Housing and Urban Development
Office of Community Planning and Development
Integrated Disbursement and Information System
List of Activities By Program Year And Project
PINELLAS COUNTY,FL

Plan Year	IDIS Project	Project	IDIS Activity ID	Activity Name	Activity Status	Program	Funded Amount	Draw Amount	Balance
1994	2	CONVERTED CDBG ACTIVITIES	153	PINELLAS VILLAGE RANGE HOOD IN DAYCARE	Completed	CDBG	\$0.00	\$0.00	\$0.00
			154	YWCA FAMILY VILLAGE	Canceled	CDBG	\$0.00	\$0.00	\$0.00
			155	Unknown	Completed	CDBG	\$0.00	\$0.00	\$0.00
			156	HEP - DORM PROJECT	Completed	CDBG	\$0.00	\$0.00	\$0.00
			157	Unknown	Completed	CDBG	\$0.00	\$0.00	\$0.00
			158	Unknown	Completed	CDBG	\$0.00	\$0.00	\$0.00
			159	ADMINISTRATION	Completed	CDBG	\$0.00	\$0.00	\$0.00
			160	CONTINGENCIES	Canceled	CDBG	\$0.00	\$0.00	\$0.00
			161	HIGH POINT YMCA	Completed	CDBG	\$425,216.39	\$425,216.39	\$0.00
			162	Unknown	Completed	CDBG	\$0.00	\$0.00	\$0.00
			163	RPI PROGRAM -- R.A. WILHELM	Completed	CDBG	\$0.00	\$0.00	\$0.00
			164	RPI PROGRAM - ROSENKRANZ	Completed	CDBG	\$0.00	\$0.00	\$0.00
			165	SUP HSG PROGRAM - LUTHERAN RESIDENCES	Completed	CDBG	\$0.00	\$0.00	\$0.00
			166	Unknown	Completed	CDBG	\$0.00	\$0.00	\$0.00
			167	SUPPORTIVE HSG - ALMONY-SARITELLI	Completed	CDBG	\$0.00	\$0.00	\$0.00
			168	SUPPORTIVE HOUSING - GEORGE #2734	Completed	CDBG	\$0.00	\$0.00	\$0.00
			220	Unknown	Canceled	CDBG	\$0.00	\$0.00	\$0.00
				Project Total					\$20,885,958.76
	3	CONVERTED ESG ACTIVITIES	3	ESG COMMITTED FUNDS ADJUSTMENT	Open	ESG	\$537,906.44	\$537,906.44	\$0.00
							\$537,906.44	\$537,906.44	\$0.00
	4	CONVERTED HOPWA ACTIVITIES	4	HOPWA COMMITTED FUNDS ADJUSTMENT	Open	CDBG	\$0.00	\$0.00	\$0.00
							\$0.00	\$0.00	\$0.00
		Program Total				CDBG	\$20,885,958.76	\$20,885,958.76	\$0.00
						ESG	\$537,906.44	\$537,906.44	\$0.00
						HOME	\$6,966,732.57	\$6,966,732.57	\$0.00
		1994 Total						\$28,390,597.77	\$28,390,597.77
1995	1	Juvenile Welfare Board - Comprehensive Family Services	169	ERROR - NO ACTIVITY	Canceled	CDBG	\$0.00	\$0.00	\$0.00
			170	JWB - COMPREHENSIVE FAMILY SERVICES	Completed	CDBG	\$0.00	\$0.00	\$0.00
			Project Total					\$0.00	\$0.00
	2	Community Service Foundation - Central Housing Assistance	171	CENTRAL HOUSING ASSISTANCE PROGRAM	Completed	CDBG	\$0.00	\$0.00	\$0.00
							\$0.00	\$0.00	\$0.00
	3	Pinellas Opportunity Council - CHORE Services	172	CHORE SERVICES	Completed	CDBG	\$0.00	\$0.00	\$0.00
							\$0.00	\$0.00	\$0.00
	4	CONTINGENCY	173	CONTINGENCY	Canceled	CDBG	\$0.00	\$0.00	\$0.00
							\$0.00	\$0.00	\$0.00
	5	High Point Public Facilities - Acquisition	174	NEIGHBORHOOD IMPROVEMENT - YMCA	Canceled	CDBG	\$0.00	\$0.00	\$0.00
\$0.00							\$0.00	\$0.00	

U.S. Department of Housing and Urban Development
Office of Community Planning and Development
Integrated Disbursement and Information System
List of Activities By Program Year And Project
PINELLAS COUNTY,FL

DATE: 12-08-16
TIME: 12:51
PAGE: 6

Plan Year	IDIS Project	Project	IDIS Activity ID	Activity Name	Activity Status	Program	Funded Amount	Draw Amount	Balance
1995	6	AIDS Coalition of Pinellas County - Hope's Home	175	HOPE'S HOME PROJECT	Canceled	CDBG	\$0.00	\$0.00	\$0.00
		Project Total					\$0.00	\$0.00	\$0.00
	8	Religious Community Services - Emergency Housing	176	RCS EMERGENCY HOUSING	Completed	CDBG	\$0.00	\$0.00	\$0.00
		Project Total					\$0.00	\$0.00	\$0.00
	9	Religious Community Services - Transitional Housing	177	RCS SPOUSE ABUSE SHELTER ADDITION	Completed	CDBG	\$0.00	\$0.00	\$0.00
		Project Total					\$0.00	\$0.00	\$0.00
	10	Step Ahead - Transitional Housing	178	STEP AHEAD/SUNCOAST HOSPITAL ACQUISITION	Completed	CDBG	\$0.00	\$0.00	\$0.00
		Project Total					\$0.00	\$0.00	\$0.00
	11	Gulfcoast Legal Services - Homeless Outreach Project	222	GULFCOAST LEGAL SERV.- HOMELESS OUTREACH	Completed	ESG	\$0.00	\$0.00	\$0.00
		Project Total					\$0.00	\$0.00	\$0.00
	12	Acquisition of Real Property - Dansville Redevelopment Area	221	ACQUISITION FOR RIGHT OF WAY - DANSVILLE	Completed	CDBG	\$144,453.77	\$144,453.77	\$0.00
		Project Total					\$144,453.77	\$144,453.77	\$0.00
	13	Mustard Seed Foundation - Turning Point	179	TURNING POINT ACQUISITION AND REHAB.	Completed	CDBG	\$0.00	\$0.00	\$0.00
		Project Total					\$0.00	\$0.00	\$0.00
	14	Salvation Army - Homeless Intervention Program	180	HOMELESS INTERVENTION PROGRAM	Completed	ESG	\$1,901.07	\$1,901.07	\$0.00
		Project Total					\$1,901.07	\$1,901.07	\$0.00
	15	United Methodist Cooperative Ministries - Bus Token Program	223	UMCM - BUS TOKENS	Completed	ESG	\$0.00	\$0.00	\$0.00
		Project Total					\$0.00	\$0.00	\$0.00
	16	Homeless Emergency Project	224	HOMELESS EMERGENCY PROJECT - UTILITIES	Completed	ESG	\$0.00	\$0.00	\$0.00
		Project Total					\$0.00	\$0.00	\$0.00
	17	CASA - Domestic Abuse Shelter	225	CASA - SHELTER REHAB	Completed	ESG	\$0.00	\$0.00	\$0.00
		Project Total					\$0.00	\$0.00	\$0.00
	18	YWCA of Tampa Bay - Virginia H. Lazarra Emergency Shelter	226	YWCA - LAZZARA SHELTER OPERATIONS	Completed	ESG	\$0.00	\$0.00	\$0.00
		Project Total					\$0.00	\$0.00	\$0.00
	19	Religious Community Services - Food Pantry	227	RCS - FOOD PANTRY COOLER AND OPS	Completed	ESG	\$0.00	\$0.00	\$0.00
		Project Total					\$0.00	\$0.00	\$0.00
	20	Single-Family Residential Rehabilitation	228	SINGLE FAMILY RESIDENTIAL REHABILITATION	Completed	CDBG	\$0.00	\$0.00	\$0.00
		Project Total					\$0.00	\$0.00	\$0.00
	21	Single-Family Residential Rehabilitation	181	SINGLE FAMILY REHABILITATION	Completed	CDBG	\$0.00	\$0.00	\$0.00
		Project Total					\$0.00	\$0.00	\$0.00
	22	Multi-Family Residential - Rehabilitation	229	RPI - HERBERT #2469	Completed	CDBG	\$0.00	\$0.00	\$0.00
			230	RPI - FORD #2488	Completed	CDBG	\$0.00	\$0.00	\$0.00
			231	RPI - HILBERT #2547	Canceled	CDBG	\$0.00	\$0.00	\$0.00
			232	RPI - DUF EK #2546	Completed	CDBG	\$0.00	\$0.00	\$0.00
			233	RPI - JOHNSON #2707	Completed	CDBG	\$0.00	\$0.00	\$0.00

U.S. Department of Housing and Urban Development
Office of Community Planning and Development
Integrated Disbursement and Information System
List of Activities By Program Year And Project
PINELLAS COUNTY,FL

DATE: 12-08-16
TIME: 12:51
PAGE: 7

Plan Year	IDIS Project	Project	IDIS Activity ID	Activity Name	Activity Status	Program	Funded Amount	Draw Amount	Balance
1995	22	Multi-Family Residential - Rehabilitation	234	RPI - BLEVINS #2741	Completed	CDBG	\$0.00	\$0.00	\$0.00
			235	RPI - HILBERT #2704	Completed	CDBG	\$0.00	\$0.00	\$0.00
			236	RPI - HEBERT #2661	Completed	CDBG	\$0.00	\$0.00	\$0.00
		Project Total					\$0.00	\$0.00	\$0.00
	24	Tampa Bay Community Development Corp. - Homebuyer Assistance	182	DOWN PAYMENT ASSISTANCE	Completed	CDBG	\$0.00	\$0.00	\$0.00
							\$0.00	\$0.00	\$0.00
	25	Home Buyer's Club	183	HOME BUYERS CLUB	Completed	CDBG	\$0.00	\$0.00	\$0.00
							\$0.00	\$0.00	\$0.00
	27	Demolition	250	FY95-96 DEMOLITIONS	Completed	CDBG	\$0.00	\$0.00	\$0.00
			251	DUNEDIN BANK BUILDING DEMO	Completed	CDBG	\$0.00	\$0.00	\$0.00
			252	DEMO - DORA BLANCHARD	Completed	CDBG	\$0.00	\$0.00	\$0.00
			332	DEMOLITION OF RESIDENTIAL STRUCTURE	Completed	CDBG	\$1,806.35	\$1,806.35	\$0.00
			335	DANSVILLE CLEARING & CLEAN UP	Completed	CDBG	\$8,218.04	\$8,218.04	\$0.00
			374	TARPON SPRINGS CAP NEIGHBORHOOD	Completed	CDBG	\$19,852.50	\$19,852.50	\$0.00
			379	DEMO - MARY STEWART	Completed	CDBG	\$1,638.72	\$1,638.72	\$0.00
			380	DEMO - BOOKER MURRAY JR.	Completed	CDBG	\$5,864.70	\$5,864.70	\$0.00
			381	DEMO - MOTEL	Completed	CDBG	\$3,314.69	\$3,314.69	\$0.00
			382	DEMO - 12473 TREE STREET LARGO	Completed	CDBG	\$4,521.95	\$4,521.95	\$0.00
			383	DEMOLITION - STILLS	Completed	CDBG	\$7,085.36	\$7,085.36	\$0.00
			384	DEMOLITION - BUSSEY	Completed	CDBG	\$1,044.50	\$1,044.50	\$0.00
			385	KERRY COURT CLEAN UP	Completed	CDBG	\$5,203.35	\$5,203.35	\$0.00
			386	DEMO - 725 WYATT ST	Completed	CDBG	\$2,464.53	\$2,464.53	\$0.00
			387	DEMOLITION - WRIGHT	Completed	CDBG	\$2,261.44	\$2,261.44	\$0.00
			408	DEMOLITION - YMCA - 5350 BAMBOO PLACE	Completed	CDBG	\$4,222.35	\$4,222.35	\$0.00
			409	DEMOLITION - RIDGECREST - 1449 BASKINS	Completed	CDBG	\$5,158.66	\$5,158.66	\$0.00
			451	DEMO - 938 HIGHLAND AVE	Completed	CDBG	\$2,612.91	\$2,612.91	\$0.00
			461	DEMO - 13364 HELM ST	Completed	CDBG	\$1,109.36	\$1,109.36	\$0.00
			463	CLEAR - TAYLOR LAKE SUBDIV	Completed	CDBG	\$3,450.00	\$3,450.00	\$0.00
			464	DEMO - 1727 CRAWFORD AVE	Completed	CDBG	\$1,408.16	\$1,408.16	\$0.00
			467	CLEAR- WYATT ST PALM TREE REMOVAL	Completed	CDBG	\$500.00	\$500.00	\$0.00
			476	DEMO - 715 PATTERSON ST	Completed	CDBG	\$5,000.00	\$5,000.00	\$0.00
			486	DEMO - 19221 GULF BLVD, IND SHR	Completed	CDBG	\$1,920.00	\$1,920.00	\$0.00
		Project Total					\$88,657.57	\$88,657.57	\$0.00
	28	ADA Program	184	DUNEDIN PLAYGROUND EQUIPMENT	Completed	CDBG	\$0.00	\$0.00	\$0.00
							\$0.00	\$0.00	\$0.00
	29	YWCA of Tampa Bay - Family Village	185	FAMILY VILLAGE PROJECT	Completed	CDBG	\$300,000.00	\$300,000.00	\$0.00
							\$300,000.00	\$300,000.00	\$0.00
	30	PEMHS- Construction	186	PEMHS SERVICES BUILDING	Canceled	CDBG	\$0.00	\$0.00	\$0.00

U.S. Department of Housing and Urban Development
Office of Community Planning and Development
Integrated Disbursement and Information System
List of Activities By Program Year And Project
PINELLAS COUNTY,FL

DATE: 12-08-16
TIME: 12:51
PAGE: 8

Plan Year	IDIS Project	Project	IDIS Activity ID	Activity Name	Activity Status	Program	Funded Amount	Draw Amount	Balance
1995	30	Project Total					\$0.00	\$0.00	\$0.00
	31	City of Gulfport - Streetscape	187	STREETSCAPE	Completed	CDBG	\$175,000.00	\$175,000.00	\$0.00
		Project Total					\$175,000.00	\$175,000.00	\$0.00
	32	City of Dunedin - Streetscape	188	DOWNTOWN STREETSCAPE	Completed	CDBG	\$0.00	\$0.00	\$0.00
		Project Total					\$0.00	\$0.00	\$0.00
	33	Villas in the Park Waterline	189	VILLAS IN THE PARK WATERLINE	Canceled	CDBG	\$0.00	\$0.00	\$0.00
		Project Total					\$0.00	\$0.00	\$0.00
	34	City of Safety Harbor - Streetscape	190	MAIN STREET STREETSCAPE	Completed	CDBG	\$0.00	\$0.00	\$0.00
		Project Total					\$0.00	\$0.00	\$0.00
	37	Program Administration - Community Development Block Grant	246	CDBG ADMIN	Completed	CDBG	\$0.00	\$0.00	\$0.00
		Project Total					\$0.00	\$0.00	\$0.00
	Program Total					CDBG	\$708,111.34	\$708,111.34	\$0.00
						ESG	\$1,901.07	\$1,901.07	\$0.00
	1995 Total						\$710,012.41	\$710,012.41	\$0.00
1996	1	MULTIFAMILY RESIDENTIAL - CONSTRUCTION OR REHABILITATION	321	SANDPEBBLE APARTMENTS	Completed	CDBG	\$0.00	\$0.00	\$0.00
						HOME	\$474,574.00	\$474,574.00	\$0.00
			357	CHAF - WTV - #3070	Completed	HOME	\$158,654.00	\$158,654.00	\$0.00
			358	CHAF - WTV - #3072	Completed	HOME	\$158,654.00	\$158,654.00	\$0.00
			359	CHAF - WTV - #3074	Completed	HOME	\$158,654.00	\$158,654.00	\$0.00
			360	CHAF - WTV - #3075	Completed	CDBG	\$78,284.10	\$78,284.10	\$0.00
						HOME	\$88,123.50	\$88,123.50	\$0.00
			361	CHAF - WTV - #3076	Completed	HOME	\$165,983.50	\$165,983.50	\$0.00
			362	CHAF - WTV - #3077	Completed	HOME	\$169,623.50	\$169,623.50	\$0.00
			363	CHAF - WTV - #3079	Completed	HOME	\$158,422.50	\$158,422.50	\$0.00
			364	CHAF - WTV - #3080	Completed	HOME	\$165,983.50	\$165,983.50	\$0.00
			365	CHAF - WTV - #3081	Completed	HOME	\$110,867.32	\$110,867.32	\$0.00
			366	CHAF - WTV - #3086	Completed	HOME	\$117,652.23	\$117,652.23	\$0.00
			367	CHAF - WTV - #3087	Completed	HOME	\$110,460.02	\$110,460.02	\$0.00
			368	CHAF - WTV - #4009	Completed	HOME	\$120,700.00	\$120,700.00	\$0.00
			369	CHAF - WTV - #4010	Completed	HOME	\$115,550.00	\$115,550.00	\$0.00
			370	CHAF - WTV - #4011	Completed	HOME	\$162,897.00	\$162,897.00	\$0.00
			371	CHAF - WTV - #4012	Completed	HOME	\$164,389.79	\$164,389.79	\$0.00
			372	CHAF - WTV - #4013	Completed	HOME	\$112,621.53	\$112,621.53	\$0.00
			373	CHAF - WTV - #4014	Completed	HOME	\$112,554.54	\$112,554.54	\$0.00
		Project Total					\$2,904,649.03	\$2,904,649.03	\$0.00
	2	SINGLE FAMILY - CONSTRUCTION OR ACQ/REHAB	324	HOMES FOR IND. - #2975	Completed	HOME	\$54,318.90	\$54,318.90	\$0.00
			325	HOMES FOR IND. #2976	Completed	HOME	\$31,787.00	\$31,787.00	\$0.00

U.S. Department of Housing and Urban Development
Office of Community Planning and Development
Integrated Disbursement and Information System
List of Activities By Program Year And Project
PINELLAS COUNTY,FL

DATE: 12-08-16
TIME: 12:51
PAGE: 9

Plan Year	IDIS Project	Project	IDIS Activity ID	Activity Name	Activity Status	Program	Funded Amount	Draw Amount	Balance
1996	2	SINGLE FAMILY - CONSTRUCTION OR ACQ/REHAB	340	HOMES FOR IND. - #2977	Completed	HOME	\$57,383.00	\$57,383.00	\$0.00
			341	HOMES FOR IND. - #2978	Completed	HOME	\$33,326.35	\$33,326.35	\$0.00
			344	CNHS - CAMPBELL - #4008	Completed	HOME	\$64,500.00	\$64,500.00	\$0.00
			345	CNHS COOPER #4007	Completed	HOME	\$76,600.00	\$76,600.00	\$0.00
			350	CNHS - ROBERTS/GLASS - #3094	Completed	HOME	\$74,500.00	\$74,500.00	\$0.00
			352	CNHS - DAVIS #4036	Completed	HOME	\$60,800.00	\$60,800.00	\$0.00
			353	CNHS - HAMM #4037	Completed	HOME	\$74,500.00	\$74,500.00	\$0.00
			354	CNHS - MCAFFEE #4038	Completed	HOME	\$71,300.00	\$71,300.00	\$0.00
			Project Total				\$599,015.25	\$599,015.25	\$0.00
	4	Clearwater Home Owner Rehabilitation	305	CLW - HUNTER - #2854	Completed	HOME	\$21,171.75	\$21,171.75	\$0.00
			308	CLW - FEROBEN - #2856	Completed	HOME	\$29,497.50	\$29,497.50	\$0.00
			309	CLW - CASSARA - #2866	Completed	HOME	\$30,000.00	\$30,000.00	\$0.00
			310	CLW - CRAIG - #2868	Completed	HOME	\$36,000.00	\$36,000.00	\$0.00
			311	CLW - STANINZESKI - #2859	Completed	HOME	\$7,433.25	\$7,433.25	\$0.00
			442	CLW - FEIDLER - #2865	Completed	HOME	\$14,445.00	\$14,445.00	\$0.00
			443	CLW - HUTCHINSON - #2863	Completed	HOME	\$19,742.13	\$19,742.13	\$0.00
			444	CLW - JELKS - #2869	Completed	HOME	\$26,394.25	\$26,394.25	\$0.00
			445	CLW - LONGWORTH - #2864	Completed	HOME	\$28,473.08	\$28,473.08	\$0.00
			446	CLW - MINNIEFIELD - #2870	Completed	HOME	\$25,000.00	\$25,000.00	\$0.00
			447	CLW - SCHWARTZ - #2871	Completed	HOME	\$27,500.00	\$27,500.00	\$0.00
			448	CLW - WAGGETT - #2867	Completed	HOME	\$20,000.00	\$20,000.00	\$0.00
			Project Total				\$285,656.96	\$285,656.96	\$0.00
	5	Largo Home Buyer Assistance	300	LARGO - BAILEY #2822	Completed	HOME	\$8,350.00	\$8,350.00	\$0.00
			301	LARGO - SNYDER #2823	Completed	HOME	\$4,959.13	\$4,959.13	\$0.00
			302	LARGO - HUNTER	Completed	HOME	\$9,352.00	\$9,352.00	\$0.00
			303	LARGO - LARSON	Completed	HOME	\$8,150.00	\$8,150.00	\$0.00
			307	LARGO - KALIVAS	Completed	HOME	\$10,000.00	\$10,000.00	\$0.00
			312	LARGO - SWEARINGEN	Completed	HOME	\$9,154.53	\$9,154.53	\$0.00
			313	LARGO - MASSELL	Completed	HOME	\$7,725.00	\$7,725.00	\$0.00
			314	LARGO - HALEY	Completed	HOME	\$3,900.00	\$3,900.00	\$0.00
			315	LARGO - SVEDA	Completed	HOME	\$10,000.00	\$10,000.00	\$0.00
			316	LARGO - CONTE	Completed	HOME	\$6,600.00	\$6,600.00	\$0.00
			317	LARGO - KELLY	Completed	HOME	\$7,000.00	\$7,000.00	\$0.00
			318	LARGO - CASTILLO	Completed	HOME	\$7,700.00	\$7,700.00	\$0.00
			319	LARGO - MAIN	Completed	HOME	\$8,325.00	\$8,325.00	\$0.00
			320	LARGO - HUNT	Completed	HOME	\$6,376.00	\$6,376.00	\$0.00
			326	LARGO - RICHARDS	Completed	HOME	\$5,200.00	\$5,200.00	\$0.00
			329	LARGO - DESJARDIN #3035	Completed	HOME	\$7,050.00	\$7,050.00	\$0.00
			330	LARGO - HALL - #3036	Completed	HOME	\$7,480.00	\$7,480.00	\$0.00

U.S. Department of Housing and Urban Development
Office of Community Planning and Development
Integrated Disbursement and Information System
List of Activities By Program Year And Project
PINELLAS COUNTY,FL

DATE: 12-08-16
TIME: 12:51
PAGE: 10

Plan Year	IDIS Project	Project	IDIS Activity ID	Activity Name	Activity Status	Program	Funded Amount	Draw Amount	Balance
1996	5	Largo Home Buyer Assistance	346	LARGO - WILLETT #4026	Completed	HOME	\$8,590.00	\$8,590.00	\$0.00
			347	LARGO - DEFORD #4027	Completed	HOME	\$6,655.00	\$6,655.00	\$0.00
			348	LARGO - JOHNS #4022	Completed	HOME	\$8,713.41	\$8,713.41	\$0.00
			349	LARGO - WOLFE #4023	Completed	HOME	\$5,190.00	\$5,190.00	\$0.00
			351	LARGO MARSH #4041	Completed	HOME	\$8,875.00	\$8,875.00	\$0.00
			1200	LHBA - MONROE - #5648	Completed	HOME	\$10,000.00	\$10,000.00	\$0.00
			1201	LHBA - BOHMAN - #5649	Completed	HOME	\$7,815.00	\$7,815.00	\$0.00
			Project Total					\$183,160.07	\$183,160.07
	6	Largo Citywide Housing Rehabilitation	304	LARGO - CORNETT #4115	Completed	HOME	\$58,784.91	\$58,784.91	\$0.00
			306	LARGO - DIMARINO #4137	Completed	HOME	\$10,400.95	\$10,400.95	\$0.00
			473	LARGO - JORDAN #4127	Completed	HOME	\$32,624.11	\$32,624.11	\$0.00
			474	LARGO - KELLY #4138	Completed	HOME	\$48,506.03	\$48,506.03	\$0.00
			1199	LHBA - ANTEPENKO - #5647	Completed	HOME	\$7,700.00	\$7,700.00	\$0.00
			Project Total					\$158,016.00	\$158,016.00
	7	HOME Program administration	298	SUNTRUST LOAN SERVICING FEES	Completed	HOME	\$4,187.78	\$4,187.78	\$0.00
			299	HOME GENERAL ADMIN	Completed	HOME	\$118,908.40	\$118,908.40	\$0.00
			Project Total					\$123,096.18	\$123,096.18
	8	Affordable Housing Corporation Periodical	191	AFFORDABLE LIVING MAGAZINE	Completed	CDBG	\$8,921.85	\$8,921.85	\$0.00
	Project Total					\$8,921.85	\$8,921.85	\$0.00	
	9	Community Housing Development Organization (CHDO) Operations	249	CHDO OPERATIONS - CHAF	Completed	CDBG	\$24,664.57	\$24,664.57	\$0.00
	Project Total					\$24,664.57	\$24,664.57	\$0.00	
	10	Community Service Foundation Housing Assistance/Homebuyer Tr	192	CSF HOUSING ASSISTANCE & HOMEBUYER TRAIN	Completed	CDBG	\$41,598.00	\$41,598.00	\$0.00
	Project Total					\$41,598.00	\$41,598.00	\$0.00	
	11	Lealman Fire Hydrant/Water Line	193	LEALMAN FIRE HYDRANT AND WATER LINE	Completed	CDBG	\$73,628.00	\$73,628.00	\$0.00
	Project Total					\$73,628.00	\$73,628.00	\$0.00	
	12	Pinellas County Multifamily Rehabilitation	282	RPI - BLEVINS #2810	Completed	CDBG	\$0.00	\$0.00	\$0.00
			283	RPI - TRESH #2828	Completed	CDBG	\$0.00	\$0.00	\$0.00
			284	RPI - BELL	Completed	CDBG	\$0.00	\$0.00	\$0.00
			285	RPI - KORRAT	Completed	CDBG	\$0.00	\$0.00	\$0.00
			286	RPI - RATLIFF #2791	Completed	CDBG	\$3,800.00	\$3,800.00	\$0.00
			287	RPI - STANG #2896	Completed	CDBG	\$0.00	\$0.00	\$0.00
			288	RPI - MICKLE #2936	Completed	CDBG	\$14,000.00	\$14,000.00	\$0.00
			289	RPI - CASSIDY #2886	Completed	CDBG	\$8,000.00	\$8,000.00	\$0.00
			290	RPI - HO #2842	Completed	CDBG	\$9,200.00	\$9,200.00	\$0.00
			291	RPI - GOO #2851	Completed	CDBG	\$8,250.00	\$8,250.00	\$0.00
			292	SUP - COVENANT FOUNDATION #2392	Completed	CDBG	\$0.00	\$0.00	\$0.00
			293	RPI - MICKLE #2781	Completed	CDBG	\$32,600.00	\$32,600.00	\$0.00

U.S. Department of Housing and Urban Development
Office of Community Planning and Development
Integrated Disbursement and Information System
List of Activities By Program Year And Project
PINELLAS COUNTY,FL

DATE: 12-08-16
TIME: 12:51
PAGE: 11

Plan Year	IDIS Project	Project	IDIS Activity ID	Activity Name	Activity Status	Program	Funded Amount	Draw Amount	Balance
1996	12	Pinellas County Multifamily Rehabilitation	294	N/A	Canceled	CDBG	\$0.00	\$0.00	\$0.00
			295	RPI - POINDEXTER	Completed	CDBG	\$0.00	\$0.00	\$0.00
			296	RPI - HILBERT #2767	Completed	CDBG	\$0.00	\$0.00	\$0.00
			328	RPI - OLSEN - #2924	Completed	CDBG	\$18,000.00	\$18,000.00	\$0.00
			331	RPI - MITCHELL #2919	Completed	CDBG	\$22,997.00	\$22,997.00	\$0.00
			334	RPI - HILKERT - #3009	Completed	CDBG	\$15,500.00	\$15,500.00	\$0.00
			339	RPI -RATLIFF - #2998	Completed	CDBG	\$11,287.81	\$11,287.81	\$0.00
			342	RPI - FALZON #3088	Completed	CDBG	\$8,400.00	\$8,400.00	\$0.00
			377	RPI - JOHNSON - #2786	Completed	CDBG	\$0.00	\$0.00	\$0.00
		Project Total					\$152,034.81	\$152,034.81	\$0.00
	14	Pinellas County Single Family Rehabilitation	265	CONTRACT SVCS.-MISC SUN TRUST FEE	Completed	CDBG	\$12,653.85	\$12,653.85	\$0.00
			266	ILP - VAZQUEZ - #2967	Completed	CDBG	\$2,722.50	\$2,722.50	\$0.00
			267	LIL - YELVERTON - #2763	Completed	CDBG	\$0.00	\$0.00	\$0.00
			268	RPI - SORELLE - #2839	Completed	CDBG	\$0.00	\$0.00	\$0.00
			269	RPI - HILKERT - #2992	Completed	CDBG	\$9,000.00	\$9,000.00	\$0.00
			270	LIL - EPP - #2759	Completed	CDBG	\$0.00	\$0.00	\$0.00
			271	LIL - ROSKI - #2889	Completed	CDBG	\$19,651.45	\$19,651.45	\$0.00
			272	LIL - EVANS - #2722	Completed	CDBG	\$0.00	\$0.00	\$0.00
			273	LIL - DAVIS - #2731	Completed	CDBG	\$0.00	\$0.00	\$0.00
			274	ILP - AVERILL - #2961	Completed	CDBG	\$2,750.00	\$2,750.00	\$0.00
			275	ILP - BAYLOR - #2963	Completed	CDBG	\$2,675.00	\$2,675.00	\$0.00
			276	RPI - CAREW - #2795	Completed	CDBG	\$0.00	\$0.00	\$0.00
			277	LIL - GREEN - #1537	Completed	CDBG	\$8.45	\$8.45	\$0.00
			278	RPI - CAREW - #2794	Completed	CDBG	\$0.00	\$0.00	\$0.00
			279	LIL - WALKER - #2788	Completed	CDBG	\$0.00	\$0.00	\$0.00
			280	RPI - VALLONE - #2814	Completed	CDBG	\$0.00	\$0.00	\$0.00
			281	LIL - ZVOSECHZ - #2897	Completed	CDBG	\$0.00	\$0.00	\$0.00
			297	PORTFOLIO MANAGEMENT	Completed	CDBG	\$0.00	\$0.00	\$0.00
			322	LIL - LODGE - #4077	Completed	CDBG	\$19,410.00	\$19,410.00	\$0.00
			323	ILP - COVENANT FOUND. - #2778	Completed	CDBG	\$0.00	\$0.00	\$0.00
			327	RPI - CAREW - #2778	Completed	CDBG	\$3,000.00	\$3,000.00	\$0.00
			333	RPI - HEABERLIN - #3033	Completed	CDBG	\$9,000.00	\$9,000.00	\$0.00
			336	ILP - FUCHS - #2991	Completed	CDBG	\$2,750.00	\$2,750.00	\$0.00
			337	ILP - RYAN - #3046	Completed	CDBG	\$2,475.00	\$2,475.00	\$0.00
			338	ILP - WONG - #3055	Completed	CDBG	\$2,711.50	\$2,711.50	\$0.00
			343	RPI - SWANSON - #3041	Completed	CDBG	\$7,700.00	\$7,700.00	\$0.00
			397	ILP - BRYANT #4047	Completed	CDBG	\$776.45	\$776.45	\$0.00
			402	ILP - BERNDTSON - #4067	Completed	CDBG	\$776.54	\$776.54	\$0.00
			403	ILP - WELLS - #4069	Completed	CDBG	\$1,049.35	\$1,049.35	\$0.00

U.S. Department of Housing and Urban Development
Office of Community Planning and Development
Integrated Disbursement and Information System
List of Activities By Program Year And Project
PINELLAS COUNTY,FL

DATE: 12-08-16
TIME: 12:51
PAGE: 12

Plan Year	IDIS Project	Project	IDIS Activity ID	Activity Name	Activity Status	Program	Funded Amount	Draw Amount	Balance
1996	14	Pinellas County Single Family Rehabilitation	412	CONTRACT SVCS.-MISC SUNTRUST FEE FY97/98	Completed	CDBG	\$19,900.56	\$19,900.56	\$0.00
			413	PORTFOLIO MANAGEMENT	Completed	CDBG	\$76,447.46	\$76,447.46	\$0.00
			414	ILP - RYBACK - #4076	Completed	CDBG	\$2,736.80	\$2,736.80	\$0.00
			422	ILP - CAPLINGER - #4089	Completed	CDBG	\$2,750.00	\$2,750.00	\$0.00
			434	ILP - BLACK - #4124	Completed	CDBG	\$2,750.00	\$2,750.00	\$0.00
			436	ILP - BUCKLEY - #4143	Completed	CDBG	\$1,613.70	\$1,613.70	\$0.00
			456	ILP - O'BRIEN - #4156	Completed	CDBG	\$2,750.00	\$2,750.00	\$0.00
			462	ILP - STANGE - #4188	Completed	CDBG	\$2,502.50	\$2,502.50	\$0.00
			466	ILP - PASCO - #4195	Completed	CDBG	\$2,750.00	\$2,750.00	\$0.00
			468	LIL - CUSTEAD - #4154	Completed	CDBG	\$4,365.15	\$4,365.15	\$0.00
			488	ILP - SCALZO - #4275	Completed	CDBG	\$722.64	\$722.64	\$0.00
			489	LIL - CHEFAN - #4268	Completed	CDBG	\$2,750.00	\$2,750.00	\$0.00
			490	ILP - BEER - #4256	Completed	CDBG	\$722.64	\$722.64	\$0.00
			491	LIL - ZIMDARS - #4101	Completed	CDBG	\$9,299.05	\$9,299.05	\$0.00
			495	LIL - CLAUSE - #4276	Completed	CDBG	\$2,750.00	\$2,750.00	\$0.00
		Project Total					\$233,920.59	\$233,920.59	\$0.00
	16	Tampa Bay Community Development Corporation Homebuyer Assist	355	TBCDC - DIRECT ASSISTANCE LOANS	Completed	CDBG	\$88,315.00	\$88,315.00	\$0.00
		Project Total					\$88,315.00	\$88,315.00	\$0.00
	17	Tampa Bay Community Development Corporation Homeownership Op	356	TBCDC - HOMEOWNERSHIP OPPORTUNITY	Completed	CDBG	\$105,778.49	\$105,778.49	\$0.00
		Project Total					\$105,778.49	\$105,778.49	\$0.00
	18	Tarpon Springs Housing Authority Air Conditioning	194	HATS AIR CONDITIONING	Completed	CDBG	\$160,000.00	\$160,000.00	\$0.00
		Project Total					\$160,000.00	\$160,000.00	\$0.00
	19	Dunedin Streetscape and Parking	195	DUNEDIN STREETScape AND PARKING	Completed	CDBG	\$160,000.00	\$160,000.00	\$0.00
		Project Total					\$160,000.00	\$160,000.00	\$0.00
	20	Gulfport Streetscape	196	GULFPORT STREETScape	Completed	CDBG	\$210,000.00	\$210,000.00	\$0.00
		Project Total					\$210,000.00	\$210,000.00	\$0.00
	21	Indian Rocks Beach Streetscape and Appurtenances	197	INDIAN ROCKS BEACH STREETScape	Completed	CDBG	\$100,000.00	\$100,000.00	\$0.00
		Project Total					\$100,000.00	\$100,000.00	\$0.00
	22	Juvenile Welfare Board Omni Center Comprehensive Family Serv	198	OMNI CENTER SERVICES	Completed	CDBG	\$84,999.64	\$84,999.64	\$0.00
		Project Total					\$84,999.64	\$84,999.64	\$0.00
	23	Oldsmar Streetscape	199	OLDSMAR STREETScape	Completed	CDBG	\$160,000.00	\$160,000.00	\$0.00
		Project Total					\$160,000.00	\$160,000.00	\$0.00
	25	Pinellas County Historic Preservation	200	HARTLEY HOUSE	Completed	CDBG	\$194,040.31	\$194,040.31	\$0.00
			201	PATRONS INN	Completed	CDBG	\$482,135.74	\$482,135.74	\$0.00
			1188	PATRONS INN	Canceled	CDBG	\$0.00	\$0.00	\$0.00
			1249	OAK TRAIL BOOKS/BLUE COYOTE COFFEE SHOP	Completed	CDBG	\$5,525.00	\$5,525.00	\$0.00

U.S. Department of Housing and Urban Development
Office of Community Planning and Development
Integrated Disbursement and Information System
List of Activities By Program Year And Project
PINELLAS COUNTY,FL

DATE: 12-08-16
TIME: 12:51
PAGE: 13

Plan Year	IDIS Project	Project	IDIS Activity ID	Activity Name	Activity Status	Program	Funded Amount	Draw Amount	Balance
1996	25	Pinellas County Historic Preservation	1319	CD01HIST02 - PALM HARBOR HISTORIC DIST	Completed	CDBG	\$2,432.50	\$2,432.50	\$0.00
		Project Total					\$684,133.55	\$684,133.55	\$0.00
	26	Pinellas County Urban League Omni Center Improvements	202	OMNI CENTER IMPROVEMENTS	Completed	CDBG	\$57,738.85	\$57,738.85	\$0.00
		Project Total					\$57,738.85	\$57,738.85	\$0.00
	27	Safety Harbor 9th Lane Parking	203	SAFETY HARBOR 9TH LANE PARKING	Completed	CDBG	\$26,000.00	\$26,000.00	\$0.00
		Project Total					\$26,000.00	\$26,000.00	\$0.00
	28	Safety Harbor Streetscape, Phase II	204	SAFETY HARBOR STREETSCAPE, PHASE II	Completed	CDBG	\$23,200.00	\$23,200.00	\$0.00
		Project Total					\$23,200.00	\$23,200.00	\$0.00
	30	Center Against Spouse Abuse CASA Manors Construction	205	CASA MANORS	Completed	CDBG	\$97,500.00	\$97,500.00	\$0.00
			206	CASA ADMINISTRATION OFFICES REHAB	Completed	CDBG	\$17,980.00	\$17,980.00	\$0.00
		Project Total					\$115,480.00	\$115,480.00	\$0.00
	31	Center Against Spouse Abuse CASA Manors	207	CASA OPERATING COSTS	Completed	ESG	\$8,886.65	\$8,886.65	\$0.00
		Project Total					\$8,886.65	\$8,886.65	\$0.00
	32	Clearwater Housing Authority Clearwater Homeless Interventio	208	CHIP - CONSTRUCTION	Completed	CDBG	\$325,000.00	\$325,000.00	\$0.00
		Project Total					\$325,000.00	\$325,000.00	\$0.00
	33	Homeless Emergency Project Operations	209	HEP OPERATIONS	Completed	ESG	\$20,615.00	\$20,615.00	\$0.00
		Project Total					\$20,615.00	\$20,615.00	\$0.00
	34	Mustard Seed Turning Point Operations	210	MUSTARD SEED TURNING POINT OPERATIONS	Completed	CDBG	\$0.00	\$0.00	\$0.00
		Project Total					\$0.00	\$0.00	\$0.00
	35	Pinellas County ADA Program	219	ABILITIES RESTROOM MODIFICATION	Completed	CDBG	\$10,000.00	\$10,000.00	\$0.00
			237	GULFPORT CASINO	Completed	CDBG	\$10,000.00	\$10,000.00	\$0.00
			239	ADA-ABILITIES, INC. TRANSITIONS	Completed	CDBG	\$9,972.66	\$9,972.66	\$0.00
			240	MADIERA BEACH RESTROOMS AT MARINA	Completed	CDBG	\$0.00	\$0.00	\$0.00
			241	DEAF SERVICE CENTER - BAYOU COURTYARD	Completed	CDBG	\$10,000.00	\$10,000.00	\$0.00
			242	BOLEY - RESTROOMS	Completed	CDBG	\$6,085.00	\$6,085.00	\$0.00
			243	OLDSMAR FIRE DEPT. RESTROOMS	Completed	CDBG	\$10,000.00	\$10,000.00	\$0.00
			244	PCVI PLAYGROUND EQUIPMENT	Completed	CDBG	\$10,000.00	\$10,000.00	\$0.00
			245	PINELLAS PARK SENIOR CENTER	Completed	CDBG	\$3,990.00	\$3,990.00	\$0.00
			375	PINELLAS PARK JOINT USE FITNESS CENTER	Completed	CDBG	\$10,000.00	\$10,000.00	\$0.00
			376	DUNEDIN MULTIPLE SITES	Completed	CDBG	\$10,000.00	\$10,000.00	\$0.00
			378	ST PETE BEACH LIBRARY	Completed	CDBG	\$3,840.00	\$3,840.00	\$0.00
			398	ADA - SUNCOAST EPILEPSY ASSO. INC.	Completed	CDBG	\$9,994.19	\$9,994.19	\$0.00
			455	ADA - ABILITIES MAIN BUILD RESTROOM MOD	Completed	CDBG	\$9,630.00	\$9,630.00	\$0.00
			475	ADA - IND SHR E. HARPER PK RESTROOM	Completed	CDBG	\$9,923.19	\$9,923.19	\$0.00
			485	ADA - INDIAN SHORES CITY HALL	Completed	CDBG	\$8,532.00	\$8,532.00	\$0.00
			487	ADA - DUNEDIN LITTLE LEAGUE	Completed	CDBG	\$10,000.00	\$10,000.00	\$0.00

U.S. Department of Housing and Urban Development
Office of Community Planning and Development
Integrated Disbursement and Information System
List of Activities By Program Year And Project
PINELLAS COUNTY,FL

DATE: 12-08-16
TIME: 12:51
PAGE: 14

Plan Year	IDIS Project	Project	IDIS Activity ID	Activity Name	Activity Status	Program	Funded Amount	Draw Amount	Balance
1996	35	Pinellas County ADA Program	626	ADA - OLDSMAR CIVIC CENTER	Completed	CDBG	\$10,000.00	\$10,000.00	\$0.00
			683	ADA - GULFPORT CASINO	Completed	CDBG	\$10,000.00	\$10,000.00	\$0.00
			684	ADA - GULFPORT MARINA	Completed	CDBG	\$10,000.00	\$10,000.00	\$0.00
			686	ADA - YMCA VILLAGE CENTER	Completed	CDBG	\$8,651.80	\$8,651.80	\$0.00
			735	ADA - INDIAN SHORES POLICE DEPT	Completed	CDBG	\$4,845.00	\$4,845.00	\$0.00
			738	ADA - STERLING CENTER	Completed	CDBG	\$897.51	\$897.51	\$0.00
			806	ADA - ABILITIES	Completed	CDBG	\$9,973.73	\$9,973.73	\$0.00
			849	ADA - GCCC, 407 S ARCTURAS AVE	Completed	CDBG	\$4,987.50	\$4,987.50	\$0.00
			850	ADA - GCCC, 14041 ICOT BLVD	Completed	CDBG	\$4,987.50	\$4,987.50	\$0.00
			851	ADA - INDIAN SHORES TOWN HALL PA SYSTEM	Completed	CDBG	\$4,000.00	\$4,000.00	\$0.00
			852	ADA - EGAN PARK	Completed	CDBG	\$10,000.00	\$10,000.00	\$0.00
			860	ADA - YMCA POOL LIFT	Completed	CDBG	\$4,013.00	\$4,013.00	\$0.00
			1076	ADA - DOUGLAS AND MAIN	Completed	CDBG	\$3,931.06	\$3,931.06	\$0.00
			1134	ADA - BLEACHER RAMPS	Completed	CDBG	\$10,000.00	\$10,000.00	\$0.00
			1152	CHRISTOPHER CENTER	Completed	CDBG	\$10,000.00	\$10,000.00	\$0.00
			1191	ADA-HISTORICAL MUSEUM - CD96ADA24	Completed	CDBG	\$10,000.00	\$10,000.00	\$0.00
			1231	ADA - BARDMOOR YMCA	Completed	CDBG	\$8,606.50	\$8,606.50	\$0.00
			1299	ADA - UNION ACADEMY RESTROOMS	Completed	CDBG	\$10,000.00	\$10,000.00	\$0.00
			1435	ADA - DAVIS FIELD PLAYGROUND - P.P.	Completed	CDBG	\$7,952.11	\$7,952.11	\$0.00
			1446	ADA - REDINGTON SHORES FIRE DISTRICT	Completed	CDBG	\$10,000.00	\$10,000.00	\$0.00
			1473	ADA - CARING & SHARING CENTER	Completed	CDBG	\$3,182.00	\$3,182.00	\$0.00
			1506	ADA - DORSETT PARK, TARPON SPRINGS	Completed	CDBG	\$10,000.00	\$10,000.00	\$0.00
			1534	ADA - HELEN HOWARTH PARK	Completed	CDBG	\$8,820.00	\$8,820.00	\$0.00
			1594	ADA - REDINGTON SHORES PLAYGROUND	Completed	CDBG	\$10,000.00	\$10,000.00	\$0.00
			1771	ADA - REDINGTON SHORES CITY HALL	Completed	CDBG	\$10,000.00	\$10,000.00	\$0.00
		Project Total					\$336,814.75	\$336,814.75	\$0.00
	36	Pinellas Opportunity Council CHORE Services	211	CHORE SERVICES	Completed	CDBG	\$10,000.00	\$10,000.00	\$0.00
		Project Total					\$10,000.00	\$10,000.00	\$0.00
	37	Pinellas Park Senior Center Annex	212	SENIOR CENTER ANNEX IMPROVEMENTS	Completed	CDBG	\$150,000.00	\$150,000.00	\$0.00
		Project Total					\$150,000.00	\$150,000.00	\$0.00
	38	Religious Community Services Emergency Housing Operations	213	RCS OPERATIONS FOR EMERGENCY HOUSING	Completed	ESG	\$6,744.87	\$6,744.87	\$0.00
		Project Total					\$6,744.87	\$6,744.87	\$0.00
	39	Salvation Army Homeless Intervention Program	214	SALVATION ARMY HOMELESS INTERVENTION	Completed	ESG	\$15,898.86	\$15,898.86	\$0.00
			215	HOMELESS INT.PROGRAM SALARY	Completed	ESG	\$13,148.77	\$13,148.77	\$0.00
		Project Total					\$29,047.63	\$29,047.63	\$0.00
	40	Salvation Army Tarpon Springs Transitional Living Program	216	TRANSITIONAL LIVING PROGRAM	Completed	CDBG	\$16,337.09	\$16,337.09	\$0.00
		Project Total					\$16,337.09	\$16,337.09	\$0.00

U.S. Department of Housing and Urban Development
Office of Community Planning and Development
Integrated Disbursement and Information System
List of Activities By Program Year And Project
PINELLAS COUNTY,FL

DATE: 12-08-16
TIME: 12:51
PAGE: 15

Plan Year	IDIS Project	Project	IDIS Activity ID	Activity Name	Activity Status	Program	Funded Amount	Draw Amount	Balance
1996	41	YWCA Virginia Lazzara Emergency Shelter	248	YWCA VIRGINIA LAZZARA SHELTER	Completed	ESG	\$17,425.00	\$17,425.00	\$0.00
		Project Total					\$17,425.00	\$17,425.00	\$0.00
	42	Contingency	217	CDBG CONTINGENCY	Canceled	CDBG	\$0.00	\$0.00	\$0.00
		Project Total					\$0.00	\$0.00	\$0.00
	43	Emergency Shelter Grant Administration	218	ESG ADMINISTRATION	Completed	ESG	\$2,473.34	\$2,473.34	\$0.00
			238	ERROR -CANC	Canceled	CDBG	\$0.00	\$0.00	\$0.00
		Project Total					\$2,473.34	\$2,473.34	\$0.00
	44	Community Development Block Grant Administration	247	CDBG ADMIN	Completed	CDBG	\$445,923.68	\$445,923.68	\$0.00
			253	DTI CONSULTING FOR DANSVILLE	Completed	CDBG	\$47,391.40	\$47,391.40	\$0.00
			254	OLDSMAR HISTORIC SURVEY	Completed	CDBG	\$9,526.85	\$9,526.85	\$0.00
		Project Total					\$502,841.93	\$502,841.93	\$0.00
	45	COMMERCIAL FACADE PROGRAM	255	WEISS - 2 BLDGS SAFETY HARBOR	Completed	CDBG	\$0.00	\$0.00	\$0.00
			256	5600 BLOCK - PINELLAS PARK	Canceled	CDBG	\$0.00	\$0.00	\$0.00
			257	APACHE FURNITURE - BOGACKI - PIN. PARK	Canceled	CDBG	\$0.00	\$0.00	\$0.00
			258	ELLIS - PINELLAS PARK	Completed	CDBG	\$6,000.00	\$6,000.00	\$0.00
			259	L. CLARK - PINELLAS PARK	Completed	CDBG	\$0.00	\$0.00	\$0.00
			260	TOUCHTON - PINELLAS PARK	Canceled	CDBG	\$0.00	\$0.00	\$0.00
			261	FEASIBILITIES/MISC	Completed	CDBG	\$0.00	\$0.00	\$0.00
			262	DINO'S GRILL - ANTONIOU - PINELLAS PARK	Completed	CDBG	\$4,000.00	\$4,000.00	\$0.00
			263	BENDER'S LAWN SALES - PINELLAS PARK	Completed	CDBG	\$2,000.00	\$2,000.00	\$0.00
			264	BUSY BEE CAR WASH - BOGGS - PINELLAS PK	Completed	CDBG	\$2,377.50	\$2,377.50	\$0.00
			401	BLOCKBUSTER PLAZA - PINELLAS PARK	Completed	CDBG	\$2,000.00	\$2,000.00	\$0.00
			465	INDIAN SHORES AUDITORIUM DOOR	Completed	CDBG	\$7,018.00	\$7,018.00	\$0.00
		Project Total					\$23,395.50	\$23,395.50	\$0.00
						CDBG	\$3,953,086.72	\$3,953,086.72	\$0.00
						ESG	\$85,192.49	\$85,192.49	\$0.00
						HOME	\$4,175,309.39	\$4,175,309.39	\$0.00
		Program Total					\$8,213,588.60	\$8,213,588.60	\$0.00
		1996 Total					\$8,213,588.60	\$8,213,588.60	\$0.00
1997	1	Project Administration	389	CDBG ADMIN	Completed	CDBG	\$756,234.25	\$756,234.25	\$0.00
			390	HOME ADMIN	Completed	HOME	\$152,500.00	\$152,500.00	\$0.00
			392	SUNTRUST LOAN SERVICING FEES	Completed	HOME	\$8,810.79	\$8,810.79	\$0.00
			410	ESG ADMIN	Completed	ESG	\$4,850.00	\$4,850.00	\$0.00
			460	PLAN - INDIAN SHORES VILLAGE DESIGN	Completed	CDBG	\$1,388.00	\$1,388.00	\$0.00
		Project Total					\$923,783.04	\$923,783.04	\$0.00
	2	Shelter Operation and Services	400	TURNING POINT OPERATIONS - MUSTARD SEED	Completed	CDBG	\$80,000.00	\$80,000.00	\$0.00
			423	HOMELESS EMERGENCY PROJECT OPERATIONS	Completed	ESG	\$6,064.00	\$6,064.00	\$0.00
			424	QUEST INN OPERATIONS	Completed	ESG	\$11,500.00	\$11,500.00	\$0.00
			425	SALVATION ARMY OPERATIONS	Completed	ESG	\$26,879.22	\$26,879.22	\$0.00

U.S. Department of Housing and Urban Development
Office of Community Planning and Development
Integrated Disbursement and Information System
List of Activities By Program Year And Project
PINELLAS COUNTY,FL

DATE: 12-08-16
TIME: 12:51
PAGE: 16

Plan Year	IDIS Project	Project	IDIS Activity ID	Activity Name	Activity Status	Program	Funded Amount	Draw Amount	Balance
1997	2	Shelter Operation and Services	426	SALVATION ARMY SERVICES (HIP STAFF)	Completed	ESG	\$26,220.78	\$26,220.78	\$0.00
			427	YWCA OF TAMPA BAY OPERATIONS	Completed	ESG	\$12,100.00	\$12,100.00	\$0.00
			428	YWCA OF TAMPA BAY SERVICES (STAFFING)	Completed	ESG	\$9,386.00	\$9,386.00	\$0.00
		Project Total					\$172,150.00	\$172,150.00	\$0.00
	3	Public Facilities	399	SUNCOAST EPILEPSY FOUNDATION RENOVATION	Completed	CDBG	\$15,000.00	\$15,000.00	\$0.00
			407	GULFPORT COMMUNITY CENTER RENOVATION	Completed	CDBG	\$300,000.00	\$300,000.00	\$0.00
			429	SUNCOAST CENTER FOR MENTAL HEALTH	Completed	CDBG	\$100,000.00	\$100,000.00	\$0.00
			477	HEAD START AT RAINBOW	Completed	CDBG	\$6,675.94	\$6,675.94	\$0.00
		Project Total					\$421,675.94	\$421,675.94	\$0.00
	4	Public Improvements - Infrastructure	794	DANS NEIGH DEV CORP - DIR SAL AND OPER	Completed	CDBG	\$70,571.21	\$70,571.21	\$0.00
							\$70,571.21	\$70,571.21	\$0.00
	5	Dansville Neighborhood Revitalization Area	391	ACQUISITION - DANSVILLE	Completed	CDBG	\$2,156,648.10	\$2,156,648.10	\$0.00
			454	PAINT PROGRAM - DANSVILLE	Completed	CDBG	\$976.67	\$976.67	\$0.00
		Project Total					\$2,157,624.77	\$2,157,624.77	\$0.00
	6	High Point Neighborhood Revitalization Area	393	YMCA ACQUISITION - 5350 BAMBOO	Completed	CDBG	\$63,871.92	\$63,871.92	\$0.00
			394	YMCA ACQUISITION - 15117 WINDTREE	Completed	CDBG	\$81,914.76	\$81,914.76	\$0.00
			395	YMCA ACQUISITION - 15085 WINDTREE DR.	Completed	CDBG	\$114,906.88	\$114,906.88	\$0.00
			396	WINDTREE PAINT PROGRAM	Completed	CDBG	\$7,097.67	\$7,097.67	\$0.00
			421	WINDTREE CONSULTING	Completed	CDBG	\$10,220.00	\$10,220.00	\$0.00
			496	WTV YMCA IMPROVEMENTS	Completed	CDBG	\$496,508.00	\$496,508.00	\$0.00
		Project Total					\$774,519.23	\$774,519.23	\$0.00
	7	Public Services	404	COMPREHENSIVE FAMILY SERVICES PROGRAM	Completed	CDBG	\$120,054.37	\$120,054.37	\$0.00
			417	CSF HOUSING ASSIST & HOME BUYER TRAINING	Completed	CDBG	\$52,646.00	\$52,646.00	\$0.00
			452	FAMILY RESOURCES - COMMUNITY VOICE MAIL	Completed	CDBG	\$48,527.70	\$48,527.70	\$0.00
			453	POC - CHORE SERVICES	Completed	CDBG	\$14,947.00	\$14,947.00	\$0.00
		Project Total					\$236,175.07	\$236,175.07	\$0.00
	9	Direct Downpayment Assistance	438	LARGO - JONES - #4110	Completed	HOME	\$8,331.64	\$8,331.64	\$0.00
			439	LARGO - NICHOLS - #4109	Completed	HOME	\$8,410.79	\$8,410.79	\$0.00
			440	LARGO - PECORI - #4103	Completed	HOME	\$10,000.00	\$10,000.00	\$0.00
			441	LARGO - ROBBINS - #4111	Completed	HOME	\$7,454.00	\$7,454.00	\$0.00
			457	LARGO - BLAIR - #4128	Completed	HOME	\$6,847.00	\$6,847.00	\$0.00
			458	LARGO - FEASTER - #4135	Completed	HOME	\$8,411.00	\$8,411.00	\$0.00
			459	LARGO - FRIEDMAN - #4136	Completed	HOME	\$7,729.85	\$7,729.85	\$0.00
			478	LARGO - WILSON - #4229	Completed	HOME	\$7,468.00	\$7,468.00	\$0.00
			479	LARGO - HUNSICKER - #4230	Completed	HOME	\$9,227.00	\$9,227.00	\$0.00
			480	LARGO - BRAMWELL - #4231	Completed	HOME	\$9,856.61	\$9,856.61	\$0.00
			481	LARGO - MORTON - #4232	Completed	HOME	\$9,650.00	\$9,650.00	\$0.00
			482	LARGO - BRUNER - #4233	Completed	HOME	\$9,268.00	\$9,268.00	\$0.00

U.S. Department of Housing and Urban Development
Office of Community Planning and Development
Integrated Disbursement and Information System
List of Activities By Program Year And Project
PINELLAS COUNTY,FL

DATE: 12-08-16

TIME: 12:51

PAGE: 17

Plan Year	IDIS Project	Project	IDIS Activity ID	Activity Name	Activity Status	Program	Funded Amount	Draw Amount	Balance
1997	9	Direct Downpayment Assistance	483	LARGO - CAMFIELD - #4234	Completed	HOME	\$5,980.00	\$5,980.00	\$0.00
			484	LARGO - THURSTON - #4235	Completed	HOME	\$8,356.00	\$8,356.00	\$0.00
			492	TBCDC HOME BUYER ASSISTANCE	Completed	CDBG	\$289,778.04	\$289,778.04	\$0.00
			493	TBCDC HOME OWNERSHIP OPPORTUNITIES	Completed	CDBG	\$35,219.68	\$35,219.68	\$0.00
		Project Total					\$441,987.61	\$441,987.61	\$0.00
	10	Rehabilitation of Rental Properties	388	HOMES FOR IND. - #2979	Completed	HOME	\$36,388.00	\$36,388.00	\$0.00
			405	RPI - DE YAMPERT - #4004	Completed	CDBG	\$6,100.00	\$6,100.00	\$0.00
			406	RPI - DE YAMPERT - #4005	Completed	CDBG	\$6,734.97	\$6,734.97	\$0.00
			411	HOMES FOR IND. - #2980	Completed	HOME	\$41,337.60	\$41,337.60	\$0.00
			430	CHAF-WINDTREE VILLAGE-#3082	Completed	CDBG	\$52,687.60	\$52,687.60	\$0.00
			431	CHAF-WINDTREE VILLAGE-#3083	Completed	CDBG	\$52,687.60	\$52,687.60	\$0.00
			432	CHAF-WINDTREE VILLAGE-#3084	Completed	CDBG	\$52,687.60	\$52,687.60	\$0.00
			433	CHAF-WINDTREE VILLAGE-#3085	Completed	CDBG	\$57,203.35	\$57,203.35	\$0.00
			437	RPI - VOLPE - #4085	Completed	CDBG	\$100,000.00	\$100,000.00	\$0.00
			469	RPI - BRITNER - #4114	Completed	CDBG	\$2,200.00	\$2,200.00	\$0.00
			471	RPI - COMM SERV FOUND - #4061	Completed	CDBG	\$26,500.00	\$26,500.00	\$0.00
			472	RPI - LAWSON - #3068	Completed	CDBG	\$8,000.00	\$8,000.00	\$0.00
		Project Total					\$442,526.72	\$442,526.72	\$0.00
	11	Rehabilitation of Commercial Properties	415	FEASIBILITIES/MISC 97/98	Completed	CDBG	\$7,837.50	\$7,837.50	\$0.00
			416	CFP - FEED STORE 5775 PARK BLVD	Completed	CDBG	\$2,710.30	\$2,710.30	\$0.00
			418	CFP - PEDIATRIC DOCTORS - PIN PK	Completed	CDBG	\$3,322.50	\$3,322.50	\$0.00
			419	CFP - GIFTSHOP - GULFPORT	Completed	CDBG	\$5,000.00	\$5,000.00	\$0.00
			420	CFP - HARBOR PLAZA - SAFETY HARBOR	Completed	CDBG	\$12,000.00	\$12,000.00	\$0.00
			435	CFP - SAFETY HARBOR AUTOMOTIVE CENTER	Completed	CDBG	\$2,000.00	\$2,000.00	\$0.00
			450	CFP - TURKER'S BEACH SPORTS LOUNGE	Completed	CDBG	\$2,000.00	\$2,000.00	\$0.00
			470	CFP - BUSHIDO ACADEMY	Completed	CDBG	\$3,000.00	\$3,000.00	\$0.00
			508	CFP - J&M ALUMINUM	Completed	CDBG	\$2,000.00	\$2,000.00	\$0.00
			518	CFP - IRB BEACH COTTAGE FLORIST	Completed	CDBG	\$3,199.30	\$3,199.30	\$0.00
			536	CFP - SOUTHERN PAWN SHOP	Completed	CDBG	\$4,000.00	\$4,000.00	\$0.00
			538	CFP - GULFPORT STUDIO SEVEN	Completed	CDBG	\$5,000.00	\$5,000.00	\$0.00
			566	CFP - CUSO'S JEWELRY	Completed	CDBG	\$4,000.00	\$4,000.00	\$0.00
			590	CFP - SCHNELLER MANUFACTURING	Completed	CDBG	\$4,000.00	\$4,000.00	\$0.00
			654	CFP - STUFFED MUSHROOM	Completed	CDBG	\$3,000.00	\$3,000.00	\$0.00
			668	CFP - PRIVACY ELECTRONICS	Completed	CDBG	\$3,000.00	\$3,000.00	\$0.00
			734	CFP - CHIROPRACTIC OFFICE	Completed	CDBG	\$5,000.00	\$5,000.00	\$0.00
		Project Total					\$73,069.60	\$73,069.60	\$0.00
	12	Historic Preservation	581	HIS - ED C. LABREQUE CPA	Completed	CDBG	\$30,000.00	\$30,000.00	\$0.00
			804	HIS - MOORE - #5209	Completed	CDBG	\$40,000.00	\$40,000.00	\$0.00

U.S. Department of Housing and Urban Development
Office of Community Planning and Development
Integrated Disbursement and Information System
List of Activities By Program Year And Project
PINELLAS COUNTY,FL

DATE: 12-08-16
TIME: 12:51
PAGE: 18

Plan Year	IDIS Project	Project	IDIS Activity ID	Activity Name	Activity Status	Program	Funded Amount	Draw Amount	Balance
1997	12	Project Total					\$70,000.00	\$70,000.00	\$0.00
	13	RIDGECREST NEIGHBORHOOD REVITALIZATION AREA	449	RIDGECREST COMMUNITY CENTER	Completed	CDBG	\$356,531.10	\$356,531.10	\$0.00
		Project Total					\$356,531.10	\$356,531.10	\$0.00
		Program Total				CDBG	\$5,687,588.01	\$5,687,588.01	\$0.00
						ESG	\$97,000.00	\$97,000.00	\$0.00
						HOME	\$356,026.28	\$356,026.28	\$0.00
		1997 Total					\$6,140,614.29	\$6,140,614.29	\$0.00
1998	1	Administration	497	CDBG ADMINISTRATION	Completed	CDBG	\$806,990.17	\$806,990.17	\$0.00
			498	ESG ADMINISTRATION	Completed	ESG	\$6,600.00	\$6,600.00	\$0.00
			499	HOME ADMINISTRATION	Completed	HOME	\$124,654.21	\$124,654.21	\$0.00
		Project Total					\$938,244.38	\$938,244.38	\$0.00
	3	Dansville Neighborhood	809	DANSVILLE AREA INFRASTRUCTURE PH1	Completed	CDBG	\$303,218.86	\$303,218.86	\$0.00
			810	DANSVILLE AREA PH1 POND AND AMENITIES	Completed	CDBG	\$149,529.50	\$149,529.50	\$0.00
		Project Total					\$452,748.36	\$452,748.36	\$0.00
	4	Greater Ridgecrest Area Neighborhood	504	RIDGECREST STREET LIGHTING	Completed	CDBG	\$20,500.00	\$20,500.00	\$0.00
			599	RIDGECREST ENTRANCE ACQUISITION	Completed	CDBG	\$109,305.00	\$109,305.00	\$0.00
			665	PINELLAS URBAN YOUNG LIFE	Completed	CDBG	\$2,000.00	\$2,000.00	\$0.00
			696	RIDGECREST SUMMER RECREATION PROGRAM	Completed	CDBG	\$50,294.62	\$50,294.62	\$0.00
		Project Total					\$182,099.62	\$182,099.62	\$0.00
	5	Wind Tree Village Neighborhood	737	WIND TREE SUMMER RECREATION PROGRAM	Completed	CDBG	\$25,152.98	\$25,152.98	\$0.00
			746	CHAF - 150TH STREET WALL	Completed	CDBG	\$50,000.00	\$50,000.00	\$0.00
			843	WIND TREE VILLAGE INFRASTRUCTURE PH1	Completed	CDBG	\$351,476.38	\$351,476.38	\$0.00
			844	WIND TREE NORTH - DESIGN	Completed	CDBG	\$33,651.40	\$33,651.40	\$0.00
		Project Total					\$460,280.76	\$460,280.76	\$0.00
	6	Public Infrastructure	553	DUNEDIN STREETSCAPE	Completed	CDBG	\$300,000.00	\$300,000.00	\$0.00
			554	INDIAN SHORES STREETSCAPE	Completed	CDBG	\$350,000.00	\$350,000.00	\$0.00
			732	SAFETY HARBOR - STREETSCAPE	Completed	CDBG	\$100,000.00	\$100,000.00	\$0.00
		Project Total					\$750,000.00	\$750,000.00	\$0.00
	7	Demolition and Clearance	534	DEMO - 4951 82ND AVE N, PPK	Completed	CDBG	\$5,000.00	\$5,000.00	\$0.00
			548	DEMO - 19111 WHISPERING PINES DR, IND SH	Completed	CDBG	\$5,000.00	\$5,000.00	\$0.00
			550	DEMO - 1722 THOMPSON AVE, CLW	Completed	CDBG	\$2,497.99	\$2,497.99	\$0.00
			555	DEMO - 6065 81ST AVE N, PPK	Completed	CDBG	\$2,475.69	\$2,475.69	\$0.00
			556	DEMO - 11685 ULMERTON RD, LARGO	Completed	CDBG	\$8,543.10	\$8,543.10	\$0.00
			572	DEMO - 15049 WINDTREE DR.	Completed	CDBG	\$4,157.14	\$4,157.14	\$0.00
			573	DEMO - 12541 WILCOX RD	Completed	CDBG	\$3,759.88	\$3,759.88	\$0.00
			597	DEMO - 3900 53RD AVE N	Completed	CDBG	\$3,070.72	\$3,070.72	\$0.00
			618	DEMO - 15133 WINDTREE DR	Completed	CDBG	\$7,486.49	\$7,486.49	\$0.00

U.S. Department of Housing and Urban Development
Office of Community Planning and Development
Integrated Disbursement and Information System
List of Activities By Program Year And Project
PINELLAS COUNTY,FL

DATE: 12-08-16
TIME: 12:51
PAGE: 19

Plan Year	IDIS Project	Project	IDIS Activity ID	Activity Name	Activity Status	Program	Funded Amount	Draw Amount	Balance
1998	7	Demolition and Clearance	619	DEMO - 727 WYATT ST	Completed	CDBG	\$2,391.16	\$2,391.16	\$0.00
			650	DEMO - 2311 WILLIAMS RD	Completed	CDBG	\$3,279.12	\$3,279.12	\$0.00
			651	DEMO - 1025 DOUGLAS AVE.	Completed	CDBG	\$2,067.81	\$2,067.81	\$0.00
			667	DEMO - MONROE PARK	Completed	CDBG	\$5,000.00	\$5,000.00	\$0.00
			685	DEMO - 12730 132ND AVE N	Completed	CDBG	\$1,172.56	\$1,172.56	\$0.00
			687	DEMO - 735-737 BROADWAY	Completed	CDBG	\$4,750.51	\$4,750.51	\$0.00
			688	DEMO - 733-735 BROADWAY	Completed	CDBG	\$4,752.11	\$4,752.11	\$0.00
			691	DEMO - 12910 CAMPBELL LANE	Completed	CDBG	\$2,783.02	\$2,783.02	\$0.00
			694	DEMO - 1593 BASKINS CROSSING RD	Completed	CDBG	\$3,009.76	\$3,009.76	\$0.00
			733	DEMO - 1029 BASS ST., DN	Completed	CDBG	\$2,622.74	\$2,622.74	\$0.00
		Project Total					\$73,819.80	\$73,819.80	\$0.00
	8	Public Services	511	MUSTARD SEED FND- TURNING PT. SERVICES	Completed	CDBG	\$100,000.00	\$100,000.00	\$0.00
			512	COMMUNITY SERVICE FOUND- CENTR HSNG SERV	Completed	CDBG	\$49,117.00	\$49,117.00	\$0.00
			535	OMNI CENTER RECREATION - PCUL	Completed	CDBG	\$117,704.88	\$117,704.88	\$0.00
			736	POC CHORE SERVICES	Completed	CDBG	\$14,950.00	\$14,950.00	\$0.00
		Project Total					\$281,771.88	\$281,771.88	\$0.00
	9	Shelter Operations and Services	510	CLW HMLESS INTERV PROJ - OPERATIONS	Completed	CDBG	\$74,956.93	\$74,956.93	\$0.00
			527	ADVOCATES FOR SHELTER ACTION POLICY	Completed	ESG	\$16,370.00	\$16,370.00	\$0.00
			582	QUEST INN - OPERATIONS	Completed	ESG	\$17,034.00	\$17,034.00	\$0.00
			583	RELIG COMM SERV - GRACE HOUSE	Completed	ESG	\$23,033.00	\$23,033.00	\$0.00
			584	ADV SHELTER ACT POLICY - OPERATIONS	Completed	ESG	\$2,200.00	\$2,200.00	\$0.00
			600	HOMELESS EMERGENCY PROJ - OPERATIONS	Completed	ESG	\$27,533.00	\$27,533.00	\$0.00
			645	YWCA FAMILY VILLAGE - SERVICES	Completed	ESG	\$23,230.00	\$23,230.00	\$0.00
			705	YWCA FAMILY VILLAGE - OPERATING	Completed	ESG	\$16,000.00	\$16,000.00	\$0.00
			751	FAMILY RESOURCES CENTER - REHAB	Completed	CDBG	\$19,876.00	\$19,876.00	\$0.00
		Project Total					\$220,232.93	\$220,232.93	\$0.00
	10	Public Facilities	513	PEOPLE OF COLOR AIDS COAL - ACQ/REHAB	Completed	CDBG	\$189,737.47	\$189,737.47	\$0.00
			526	ASAP - PURCHASE AND REHAB	Completed	CDBG	\$30,800.00	\$30,800.00	\$0.00
			598	MUSTARD SEED FND - TURNING PT REHAB	Completed	CDBG	\$80,041.15	\$80,041.15	\$0.00
			625	HIGH POINT NEIGHBORHOOD FAMILY CENTER	Completed	CDBG	\$69,367.56	\$69,367.56	\$0.00
			660	PINELLAS PARK - SENIOR CENTER RENOVATION	Completed	CDBG	\$150,000.00	\$150,000.00	\$0.00
			661	NEIGH SR SERV - ADULT DAY CARE ACQ	Completed	CDBG	\$230,625.00	\$230,625.00	\$0.00
			662	SAF HARB - NEIGH FAMILY CENTER	Completed	CDBG	\$298,927.41	\$298,927.41	\$0.00
			690	HOMELESS EMERGENCY PROJECT REHAB	Completed	CDBG	\$51,175.00	\$51,175.00	\$0.00
		Project Total					\$1,100,673.59	\$1,100,673.59	\$0.00
	11	Preservation of Affordable Housing	500	CONTRACT SVCS.- MISC.FEES FY98/99	Completed	CDBG	\$15,851.27	\$15,851.27	\$0.00
			502	PORTFOLIO MANAGEMENT	Completed	CDBG	\$388.00	\$388.00	\$0.00
			503	RPI - REEDER - #4265	Completed	CDBG	\$2,350.00	\$2,350.00	\$0.00
			505	RPI - DIXON - #4160	Completed	CDBG	\$27,000.00	\$27,000.00	\$0.00

U.S. Department of Housing and Urban Development
Office of Community Planning and Development
Integrated Disbursement and Information System
List of Activities By Program Year And Project
PINELLAS COUNTY,FL

DATE: 12-08-16
TIME: 12:51
PAGE: 20

Plan Year	IDIS Project	Project	IDIS Activity ID	Activity Name	Activity Status	Program	Funded Amount	Draw Amount	Balance
1998	11	Preservation of Affordable Housing	506	ILP - GREENLAW - #4306	Completed	CDBG	\$722.64	\$722.64	\$0.00
			507	ILP - JENKINS - #4305	Completed	CDBG	\$700.64	\$700.64	\$0.00
			509	ILP - MOKMA - #4320	Completed	CDBG	\$319.00	\$319.00	\$0.00
			521	RPI - CAREW - #4147	Completed	CDBG	\$4,050.00	\$4,050.00	\$0.00
			522	RPI - EDMISTEN - #4104	Completed	CDBG	\$6,600.00	\$6,600.00	\$0.00
			523	RPI - VERDUGO - #4221	Completed	CDBG	\$5,150.00	\$5,150.00	\$0.00
			524	RPI - VERDUGO - #4222	Completed	CDBG	\$4,350.00	\$4,350.00	\$0.00
			525	ILP - MEUNIER - #4328	Completed	CDBG	\$2,750.00	\$2,750.00	\$0.00
			540	ILP - FETTIS - #4346	Completed	CDBG	\$2,750.00	\$2,750.00	\$0.00
			541	ILP - JONES - #4345	Completed	CDBG	\$2,750.00	\$2,750.00	\$0.00
			542	ILP - QUINT - #4343	Completed	CDBG	\$2,750.00	\$2,750.00	\$0.00
			544	DAL - HARDING - #4341	Completed	CDBG	\$4,930.00	\$4,930.00	\$0.00
			549	ILP - FOLSOM - #4348	Completed	CDBG	\$2,750.00	\$2,750.00	\$0.00
			551	ILP - WECKERLY - #4349	Completed	CDBG	\$2,750.00	\$2,750.00	\$0.00
			552	ILP - RUSSELL - #4351	Completed	CDBG	\$2,750.00	\$2,750.00	\$0.00
			557	ILP - GUSTAFSON - #4369	Completed	CDBG	\$715.00	\$715.00	\$0.00
			558	ILP - MARQUEZ - #4373	Completed	CDBG	\$908.54	\$908.54	\$0.00
			559	ILP - PERRY - #4372	Completed	CDBG	\$908.54	\$908.54	\$0.00
			560	ILP - TAYLOR - #4371	Completed	CDBG	\$908.54	\$908.54	\$0.00
			561	LIL - BORKOWSKI - #1406	Completed	CDBG	\$3,333.50	\$3,333.50	\$0.00
			562	ILP - ALEXANDER - #4382	Completed	CDBG	\$908.54	\$908.54	\$0.00
			563	ILP - MCKINNEY - #4384	Completed	CDBG	\$132.00	\$132.00	\$0.00
			564	ILP - MOUNTS - #4380	Completed	CDBG	\$722.64	\$722.64	\$0.00
			565	ILP - RYDER - #4381	Completed	CDBG	\$2,475.00	\$2,475.00	\$0.00
			567	LIL - NOTRO - #1724	Completed	CDBG	\$13,723.95	\$13,723.95	\$0.00
			571	ILP - SMITH - #4387	Completed	CDBG	\$95.70	\$95.70	\$0.00
			574	LIL - BELLAN - #4239	Completed	CDBG	\$14,230.70	\$14,230.70	\$0.00
			575	RPI - BRASTED - #4243	Completed	CDBG	\$4,346.48	\$4,346.48	\$0.00
			576	RPI - GRAHAM - #4060	Completed	CDBG	\$2,770.00	\$2,770.00	\$0.00
			577	LIL - HIBDON-SWEETLAND - #4262	Completed	CDBG	\$22,260.55	\$22,260.55	\$0.00
			578	RPI - LUMSDEN - #3089	Completed	CDBG	\$10,100.00	\$10,100.00	\$0.00
			579	RPI - SAPOURN - #4148	Completed	CDBG	\$21,891.32	\$21,891.32	\$0.00
			580	RPI - WANG - #4134	Completed	CDBG	\$44,400.00	\$44,400.00	\$0.00
			585	LIL - TARGAKIS - #1872	Completed	CDBG	\$2,916.50	\$2,916.50	\$0.00
			588	FEASIBILITIES/MISC 98/99	Completed	CDBG	\$10,013.75	\$10,013.75	\$0.00
			589	ILP - RICHARDSON - #4393	Completed	CDBG	\$2,750.00	\$2,750.00	\$0.00
			601	LARGO - ADAMS - #4344	Completed	HOME	\$39,247.20	\$39,247.20	\$0.00
			604	RPI - DLUHY - #4283	Completed	CDBG	\$4,700.00	\$4,700.00	\$0.00
			605	RPI - DUFEEK - #4244	Completed	CDBG	\$9,000.00	\$9,000.00	\$0.00

U.S. Department of Housing and Urban Development
Office of Community Planning and Development
Integrated Disbursement and Information System
List of Activities By Program Year And Project
PINELLAS COUNTY,FL

DATE: 12-08-16
TIME: 12:51
PAGE: 21

Plan Year	IDIS Project	Project	IDIS Activity ID	Activity Name	Activity Status	Program	Funded Amount	Draw Amount	Balance
1998	11	Preservation of Affordable Housing	606	RPI - YOUNG - #4259	Completed	CDBG	\$4,800.00	\$4,800.00	\$0.00
			607	RPI - YOUNG - #4260	Completed	CDBG	\$3,650.00	\$3,650.00	\$0.00
			608	ILP - SOUTHERNLAND - #4928	Completed	CDBG	\$635.74	\$635.74	\$0.00
			609	ILP - ALDER - #4929	Completed	CDBG	\$908.54	\$908.54	\$0.00
			610	ILP - OLIVEROS - #4930	Completed	CDBG	\$908.54	\$908.54	\$0.00
			612	ILP - DUNSFORD - #4921	Completed	CDBG	\$2,750.00	\$2,750.00	\$0.00
			613	ILP - DYKMAN - #4923	Completed	CDBG	\$908.54	\$908.54	\$0.00
			614	ILP - PYLES - #4925	Completed	CDBG	\$191.40	\$191.40	\$0.00
			620	LIL - BOATWRIGHT - #4926	Canceled	CDBG	\$0.00	\$0.00	\$0.00
			621	LIL - BEAL - #4919	Completed	CDBG	\$34,720.45	\$34,720.45	\$0.00
			622	ILP - DIEHL - #4947	Completed	CDBG	\$1,100.93	\$1,100.93	\$0.00
			623	ILP - KAISER - #4946	Completed	CDBG	\$2,684.00	\$2,684.00	\$0.00
			627	LIL - BURKE - #4938	Completed	CDBG	\$7,500.00	\$7,500.00	\$0.00
			632	ILP - CANTON - #4964	Completed	CDBG	\$722.64	\$722.64	\$0.00
			633	ILP - KARN - #4965	Completed	CDBG	\$908.54	\$908.54	\$0.00
			634	ILP - KENNEDY - #4963	Completed	CDBG	\$2,750.00	\$2,750.00	\$0.00
			635	ILP - NEWSOME - #4962	Completed	CDBG	\$908.54	\$908.54	\$0.00
			636	RPI - KRAUSE - #4081	Completed	CDBG	\$6,518.24	\$6,518.24	\$0.00
			637	DIS - KLEIN - #4977	Completed	CDBG	\$37,000.00	\$37,000.00	\$0.00
			638	RPI - YOUNG - #4983	Completed	CDBG	\$4,250.00	\$4,250.00	\$0.00
			639	DIS - HUSCHER - #4968	Completed	CDBG	\$32,000.00	\$32,000.00	\$0.00
			641	RPI - BUGBEE - #4916	Completed	CDBG	\$7,000.00	\$7,000.00	\$0.00
			642	RPI - YOUNG - #4982	Completed	CDBG	\$4,250.00	\$4,250.00	\$0.00
			643	RPI - CHIANG - #5073	Completed	CDBG	\$18,000.00	\$18,000.00	\$0.00
			644	LIL - PRATT - #4971	Completed	CDBG	\$9,937.31	\$9,937.31	\$0.00
			652	RPI - LENTRICCHIA - #4055	Completed	CDBG	\$32,500.00	\$32,500.00	\$0.00
			653	LIL - STEVENS - #4144	Completed	CDBG	\$30,553.26	\$30,553.26	\$0.00
			655	ILP - SPAULDING - #4969	Completed	CDBG	\$2,744.50	\$2,744.50	\$0.00
			680	LARGO - MCGRADY - #4905	Completed	HOME	\$16,844.53	\$16,844.53	\$0.00
			681	LARGO - CLAYTON - #4915	Completed	HOME	\$22,522.92	\$22,522.92	\$0.00
			682	LARGO - YORK - #4942	Completed	HOME	\$16,790.67	\$16,790.67	\$0.00
			692	LIL - BALNICKY - #2252	Completed	CDBG	\$3,222.55	\$3,222.55	\$0.00
			693	RPI - DIXON - #5010	Completed	CDBG	\$18,000.00	\$18,000.00	\$0.00
			695	RPI - O'CONNOR - #5013	Completed	CDBG	\$9,000.00	\$9,000.00	\$0.00
			697	RPI - GALLOWAY - #4976	Completed	CDBG	\$21,800.00	\$21,800.00	\$0.00
			698	RPI - KESTER - #5014	Completed	CDBG	\$2,000.00	\$2,000.00	\$0.00
			699	RPI - SAPOURN - #5040	Completed	CDBG	\$9,105.85	\$9,105.85	\$0.00
			700	ILP - ROSS - #5049	Completed	CDBG	\$689.64	\$689.64	\$0.00
			701	LIL - HAVORSEN - #4960	Completed	CDBG	\$21,433.70	\$21,433.70	\$0.00

U.S. Department of Housing and Urban Development
Office of Community Planning and Development
Integrated Disbursement and Information System
List of Activities By Program Year And Project
PINELLAS COUNTY,FL

DATE: 12-08-16
TIME: 12:51
PAGE: 22

Plan Year	IDIS Project	Project	IDIS Activity ID	Activity Name	Activity Status	Program	Funded Amount	Draw Amount	Balance
1998	11	Preservation of Affordable Housing	702	RPI - ADAMOSKY - #4352	Completed	CDBG	\$5,450.00	\$5,450.00	\$0.00
			703	RPI - STEVENS - #4355	Completed	CDBG	\$9,000.00	\$9,000.00	\$0.00
			704	LIL - MARSHALL - #4909	Completed	CDBG	\$26,044.30	\$26,044.30	\$0.00
			706	LIL - ROETEMEYER - #4956	Completed	CDBG	\$21,873.05	\$21,873.05	\$0.00
			707	LIL - STEWART - #4970	Completed	CDBG	\$34,500.78	\$34,500.78	\$0.00
			708	ILP - TODD - #5052	Completed	CDBG	\$2,145.00	\$2,145.00	\$0.00
			709	RPI - TOBIN - #4358	Completed	CDBG	\$25,500.00	\$25,500.00	\$0.00
			710	RPI - CAREW - #5018	Completed	CDBG	\$5,000.00	\$5,000.00	\$0.00
			711	ILP - DENSON - #5068	Completed	CDBG	\$722.64	\$722.64	\$0.00
			712	ILP - MOORE - #5072	Completed	CDBG	\$722.64	\$722.64	\$0.00
			713	ILP - NEWMAN - #5069	Completed	CDBG	\$722.64	\$722.64	\$0.00
			721	LARGO - STOCK - #5036	Completed	HOME	\$5,735.45	\$5,735.45	\$0.00
			726	ILP - MRUK - #5087	Completed	CDBG	\$2,178.00	\$2,178.00	\$0.00
			727	ILP - HERTZBERG - #5086	Completed	CDBG	\$722.64	\$722.64	\$0.00
			728	ILP - JONES - #5084	Completed	CDBG	\$818.34	\$818.34	\$0.00
			729	ILP - MOORE - #5085	Completed	CDBG	\$2,750.00	\$2,750.00	\$0.00
			730	ILP - SWARTZIE - #5083	Completed	CDBG	\$722.64	\$722.64	\$0.00
			1196	PORTFOLIO MANAGEMENT	Completed	CDBG	\$2,857.50	\$2,857.50	\$0.00
		Project Total					\$844,796.65	\$844,796.65	\$0.00
	12	Provision of Affordable Housing	494	CHAF - WINDTREE VILLAGE - #4294	Completed	CDBG	\$0.00	\$0.00	\$0.00
						HOME	\$919,675.10	\$919,675.10	\$0.00
			501	CONTRACT SVCS.- MISC.FEES FY98/99	Completed	HOME	\$5,795.93	\$5,795.93	\$0.00
			539	BOLEY - SHADY PINES - #4336	Completed	HOME	\$16,000.00	\$16,000.00	\$0.00
			586	LIL - DEAN - #4187	Completed	HOME	\$29,997.85	\$29,997.85	\$0.00
			603	LAHDC - 25 BELLEMEADE - #4914	Completed	HOME	\$12,500.00	\$12,500.00	\$0.00
			646	RHD - TUSCANY APTS - #4927	Completed	HOME	\$276,625.00	\$276,625.00	\$0.00
		Project Total					\$1,260,593.88	\$1,260,593.88	\$0.00
1998	13	Home Ownership Opportunities	514	DAL - GEIGER - #4313	Completed	CDBG	\$6,100.00	\$6,100.00	\$0.00
			515	DAL - LISS - #4325	Completed	CDBG	\$5,700.00	\$5,700.00	\$0.00
			516	DAL - LOPEZ - #4314	Completed	CDBG	\$6,950.00	\$6,950.00	\$0.00
			517	DAL - SILVA - #4315	Completed	CDBG	\$5,900.00	\$5,900.00	\$0.00
			519	DAL - PEACE - #4324	Completed	CDBG	\$6,000.00	\$6,000.00	\$0.00
			520	DAL - RYNEARSON - #4312	Completed	CDBG	\$3,460.00	\$3,460.00	\$0.00
			528	LARGO - PIXTON - #4281	Completed	HOME	\$5,500.00	\$5,500.00	\$0.00
			529	LARGO - BRULL - #4278	Completed	HOME	\$5,470.00	\$5,470.00	\$0.00
			530	LARGO - DIAZ - #4280	Completed	HOME	\$6,800.00	\$6,800.00	\$0.00
			531	LARGO - FRYE - #4282	Completed	HOME	\$8,300.00	\$8,300.00	\$0.00
			532	LARGO - GOURLAY - #4277	Completed	HOME	\$9,624.00	\$9,624.00	\$0.00
			533	LARGO - HALL - #4279	Completed	HOME	\$7,258.00	\$7,258.00	\$0.00

U.S. Department of Housing and Urban Development
Office of Community Planning and Development
Integrated Disbursement and Information System
List of Activities By Program Year And Project
PINELLAS COUNTY,FL

DATE: 12-08-16
TIME: 12:51
PAGE: 23

Plan Year	IDIS Project	Project	IDIS Activity ID	Activity Name	Activity Status	Program	Funded Amount	Draw Amount	Balance
1998	13	Home Ownership Opportunities	537	DAL - ROUNDTREE - #4333	Completed	CDBG	\$6,950.00	\$6,950.00	\$0.00
			543	DAL - RAMOS - #4340	Completed	CDBG	\$5,950.00	\$5,950.00	\$0.00
			545	DAL - RANCK - #4339	Completed	CDBG	\$2,177.00	\$2,177.00	\$0.00
			546	DAL - THURSTON - #4342	Completed	CDBG	\$6,300.00	\$6,300.00	\$0.00
			547	DAL - TILLOTSON - #4338	Completed	CDBG	\$15,640.00	\$15,640.00	\$0.00
			568	DAL - CAMPBELL - #4368	Completed	CDBG	\$7,200.00	\$7,200.00	\$0.00
			569	DAL - JOHNSON - #4370	Completed	CDBG	\$7,650.00	\$7,650.00	\$0.00
			570	DAL - TREVINO - #4377	Completed	CDBG	\$3,300.00	\$3,300.00	\$0.00
			587	LARGO - RYAN - #4357	Completed	HOME	\$10,000.00	\$10,000.00	\$0.00
			591	DAL - GARBUTT - #4900	Completed	CDBG	\$8,257.00	\$8,257.00	\$0.00
			592	DAL - MARTIN - #4901	Completed	CDBG	\$9,200.00	\$9,200.00	\$0.00
			593	DAL - VELAZQUEZ - #4899	Completed	CDBG	\$8,450.00	\$8,450.00	\$0.00
			594	DAL - FOCAKOVIC - #4903	Completed	CDBG	\$3,000.00	\$3,000.00	\$0.00
			595	DAL - WEBB - #4902	Completed	CDBG	\$8,850.00	\$8,850.00	\$0.00
			596	DAL - BARRETT - #4908	Completed	CDBG	\$8,200.00	\$8,200.00	\$0.00
			602	LARGO - LEACH - #4910	Completed	HOME	\$8,290.00	\$8,290.00	\$0.00
			611	DAL - LYTTLE - #4939	Completed	CDBG	\$10,050.00	\$10,050.00	\$0.00
			615	DAL - CORNILLAUD - #4922	Completed	CDBG	\$6,900.00	\$6,900.00	\$0.00
			616	DAL - MCKINNIE - #4935	Completed	CDBG	\$10,000.00	\$10,000.00	\$0.00
			617	DAL - SMITH - #4920	Completed	CDBG	\$9,500.00	\$9,500.00	\$0.00
			624	DAL - ERWIN - #4949	Completed	CDBG	\$8,950.00	\$8,950.00	\$0.00
			628	DAL - KNIGHTON - #4953	Completed	CDBG	\$11,900.00	\$11,900.00	\$0.00
			629	DAL - WARRANT - #4957	Completed	CDBG	\$9,280.00	\$9,280.00	\$0.00
			630	DAL - WARREN - #4954	Completed	CDBG	\$2,500.00	\$2,500.00	\$0.00
			631	DAL - SLOCUMB - #4959	Completed	CDBG	\$6,600.00	\$6,600.00	\$0.00
			640	DIS - HEISEY - #4973	Completed	CDBG	\$37,500.00	\$37,500.00	\$0.00
			647	LARGO - LIMLE - #4936	Completed	HOME	\$7,117.00	\$7,117.00	\$0.00
			648	LARGO - TAYLOR - #4918	Completed	HOME	\$9,401.00	\$9,401.00	\$0.00
			649	DAL - LECLERC - #4937	Completed	HOME	\$8,017.00	\$8,017.00	\$0.00
			656	DAL - JARAMILLO - #4986	Completed	CDBG	\$11,600.00	\$11,600.00	\$0.00
			657	DAL - KING - #4979	Completed	CDBG	\$9,700.00	\$9,700.00	\$0.00
			658	DAL - MICHAEL - #4978	Completed	CDBG	\$7,550.00	\$7,550.00	\$0.00
			659	DAL - RAGLAND - #4985	Completed	CDBG	\$8,450.00	\$8,450.00	\$0.00
			663	DAL - STEWART - #4987	Completed	CDBG	\$7,200.00	\$7,200.00	\$0.00
			664	DAL - VIGER - #4988	Completed	CDBG	\$3,000.00	\$3,000.00	\$0.00
			666	DAL - PRETCHARD - #4955	Completed	CDBG	\$9,400.00	\$9,400.00	\$0.00
			669	DAL - ECKLEY - #4995	Completed	CDBG	\$10,070.00	\$10,070.00	\$0.00
			670	DAL - FISHER - #5000	Completed	CDBG	\$7,200.00	\$7,200.00	\$0.00
			671	DAL - MORGAN - #4999	Completed	CDBG	\$8,165.00	\$8,165.00	\$0.00

U.S. Department of Housing and Urban Development
Office of Community Planning and Development
Integrated Disbursement and Information System
List of Activities By Program Year And Project
PINELLAS COUNTY,FL

Plan Year	IDIS Project	Project	IDIS Activity ID	Activity Name	Activity Status	Program	Funded Amount	Draw Amount	Balance		
1998	13	Home Ownership Opportunities	672	DAL - RAMIREZ - #4997	Completed	CDBG	\$4,200.00	\$4,200.00	\$0.00		
			673	DAL - ROBERTSON - #4998	Completed	CDBG	\$9,611.00	\$9,611.00	\$0.00		
			674	DAL - CONCEICAO - #5002	Completed	CDBG	\$6,450.00	\$6,450.00	\$0.00		
			675	DAL - GREEN - #5008	Completed	CDBG	\$11,650.00	\$11,650.00	\$0.00		
			676	DAL - RAPHIAL - #4996	Completed	CDBG	\$9,150.00	\$9,150.00	\$0.00		
			677	DAL - VANDYKE - #5003	Completed	CDBG	\$7,900.00	\$7,900.00	\$0.00		
			678	DAL - BRADY - #5011	Completed	CDBG	\$9,400.00	\$9,400.00	\$0.00		
			679	DAL - WINTERS - #5009	Completed	CDBG	\$8,190.00	\$8,190.00	\$0.00		
			689	DAL - SKINNER - #5015	Completed	CDBG	\$7,880.00	\$7,880.00	\$0.00		
			714	DAL - NOBLE - #5070	Completed	CDBG	\$10,080.00	\$10,080.00	\$0.00		
			715	DAL - RICKERSON - #5065	Completed	CDBG	\$8,360.00	\$8,360.00	\$0.00		
			716	LARGO - BLIER - #5022	Completed	HOME	\$9,394.00	\$9,394.00	\$0.00		
			717	LARGO - FINCHAM - #5021	Completed	HOME	\$6,883.00	\$6,883.00	\$0.00		
			718	LARGO - KENNEDY - #5023	Completed	HOME	\$10,000.00	\$10,000.00	\$0.00		
			719	LARGO - SMITH - #5019	Completed	HOME	\$8,830.00	\$8,830.00	\$0.00		
			720	LARGO - TRAIN - #5020	Completed	HOME	\$7,950.00	\$7,950.00	\$0.00		
			722	LARGO - PARKER - #5062	Completed	HOME	\$10,000.00	\$10,000.00	\$0.00		
			723	LARGO - WARZEN - #5061	Completed	HOME	\$8,177.00	\$8,177.00	\$0.00		
			724	LARGO - WOODS - #5060	Completed	HOME	\$7,998.00	\$7,998.00	\$0.00		
			725	DAL - KING - #5074	Completed	CDBG	\$3,300.00	\$3,300.00	\$0.00		
			731	DAL - NINESTADT - #5075	Completed	CDBG	\$5,700.00	\$5,700.00	\$0.00		
			740	DAL - SCHNEIDER - #5074	Completed	CDBG	\$6,300.00	\$6,300.00	\$0.00		
			741	DAL - TELLIS - #5075	Completed	CDBG	\$7,390.00	\$7,390.00	\$0.00		
			742	DAL - SMITH - #5076	Completed	CDBG	\$11,150.00	\$11,150.00	\$0.00		
			743	DAL - ALEXANDER - #5081	Completed	CDBG	\$5,500.00	\$5,500.00	\$0.00		
			Project Total							\$617,969.00	\$617,969.00
								CDBG	\$5,409,832.99	\$5,409,832.99	\$0.00
		Program Total						ESG	\$132,000.00	\$132,000.00	\$0.00
								HOME	\$1,641,397.86	\$1,641,397.86	\$0.00
		1998 Total							\$7,183,230.85	\$7,183,230.85	\$0.00
1999	1	Preservation of Affordable Housing	744	RPI - LEPORE - #5051	Completed	CDBG	\$8,000.00	\$8,000.00	\$0.00		
			749	ILP - MEYERS - #5117	Completed	CDBG	\$2,750.00	\$2,750.00	\$0.00		
			754	RPI - WITHERINGTON STEVENS - #4378	Completed	CDBG	\$23,000.00	\$23,000.00	\$0.00		
			755	RPI - BRITNER - #5119	Completed	CDBG	\$7,000.00	\$7,000.00	\$0.00		
			756	RPI - SAROFF - #5118	Completed	CDBG	\$5,500.00	\$5,500.00	\$0.00		
			758	ILP - ST.PIERRE - #5163	Completed	CDBG	\$722.64	\$722.64	\$0.00		
			761	RPI - ENWRIGHT - #5160	Completed	CDBG	\$10,800.00	\$10,800.00	\$0.00		
			762	ILP - RODGERS - #5167	Completed	CDBG	\$722.64	\$722.64	\$0.00		

U.S. Department of Housing and Urban Development
Office of Community Planning and Development
Integrated Disbursement and Information System
List of Activities By Program Year And Project
PINELLAS COUNTY,FL

DATE: 12-08-16
TIME: 12:51
PAGE: 25

Plan Year	IDIS Project	Project	IDIS Activity ID	Activity Name	Activity Status	Program	Funded Amount	Draw Amount	Balance
1999	1	Preservation of Affordable Housing	764	ILP - ORR - #5177	Completed	CDBG	\$725.00	\$725.00	\$0.00
			765	ILP - ALEXANDER - #5178	Completed	CDBG	\$875.00	\$875.00	\$0.00
			789	CONTRACT SVCS / MISC FEES 99/00	Completed	CDBG	\$14,464.51	\$14,464.51	\$0.00
			791	ILP - AKERS - #5185	Completed	CDBG	\$1,980.00	\$1,980.00	\$0.00
			792	ILP - BURMBELOW - #5186	Completed	CDBG	\$1,881.00	\$1,881.00	\$0.00
			793	ILP - WILSON - #5184	Completed	CDBG	\$2,062.50	\$2,062.50	\$0.00
			796	ILP - KOWALSKI - #5193	Completed	CDBG	\$2,744.50	\$2,744.50	\$0.00
			797	ILP - CIPOTH - #5200	Completed	CDBG	\$1,425.00	\$1,425.00	\$0.00
			798	ILP - DICKEY - #5199	Completed	CDBG	\$900.00	\$900.00	\$0.00
			803	ILP - ZUKERMAN - #5213	Completed	CDBG	\$2,744.50	\$2,744.50	\$0.00
			813	ILP - HALSTED - #5238	Completed	CDBG	\$2,392.50	\$2,392.50	\$0.00
			822	LARGO - KENNEDY - #5158	Completed	HOME	\$19,269.85	\$19,269.85	\$0.00
			823	LARGO - ROSELLO - #4943	Completed	HOME	\$42,577.70	\$42,577.70	\$0.00
			834	ILP - JOHNSON - #5248	Completed	CDBG	\$2,750.00	\$2,750.00	\$0.00
			837	LARGO - SIMONI - #5197	Completed	HOME	\$28,180.15	\$28,180.15	\$0.00
			841	ILP - EBERTS - #5251	Completed	CDBG	\$475.00	\$475.00	\$0.00
			842	ILP - JACOBS - #5247	Completed	CDBG	\$700.00	\$700.00	\$0.00
			845	ILP - METTBERG - #5261	Completed	CDBG	\$672.95	\$672.95	\$0.00
			846	ILP - DYE - #5262	Completed	CDBG	\$672.95	\$672.95	\$0.00
			847	ILP - SPRINKLE - #5263	Completed	CDBG	\$672.95	\$672.95	\$0.00
			854	ILP - TWIBLE - #5269	Completed	CDBG	\$672.95	\$672.95	\$0.00
			855	LIL - JENSEN - 5215	Completed	CDBG	\$3,899.10	\$3,899.10	\$0.00
			856	RPI - LOWE - #5237	Completed	CDBG	\$1,750.00	\$1,750.00	\$0.00
			862	ILP - COWENS - #5287	Completed	CDBG	\$672.95	\$672.95	\$0.00
			863	ILP - COLLIER - #5289	Completed	CDBG	\$672.95	\$672.95	\$0.00
			865	RPI - WINDON - #5296	Completed	CDBG	\$4,450.00	\$4,450.00	\$0.00
			866	RPI - HESS - #4981	Completed	CDBG	\$35,000.00	\$35,000.00	\$0.00
			867	RPI - RELOCATION EXEC, INC - #5268	Completed	CDBG	\$18,000.00	\$18,000.00	\$0.00
			868	ILP - MCZELL - #5275	Completed	CDBG	\$2,084.50	\$2,084.50	\$0.00
			878	ILP - HUDSON - #5302	Completed	CDBG	\$1,525.00	\$1,525.00	\$0.00
			879	RPI - EVANS - #5255	Completed	CDBG	\$7,000.00	\$7,000.00	\$0.00
			880	ILP - BROWNING - #5311	Completed	CDBG	\$1,600.00	\$1,600.00	\$0.00
			883	LARGO - HAMAQUI - #5159	Completed	HOME	\$10,607.65	\$10,607.65	\$0.00
			884	LARGO - JONES - #5103	Completed	HOME	\$24,701.30	\$24,701.30	\$0.00
			885	LIL - HAGAN - #5256	Completed	HOME	\$35,260.80	\$35,260.80	\$0.00
			888	LARGO - CRESPO - #5198	Completed	HOME	\$14,163.71	\$14,163.71	\$0.00
			903	LARGO - GOURLAY - #5227	Completed	HOME	\$9,473.14	\$9,473.14	\$0.00
			910	RPI - HOLSTEIN - #5310	Completed	CDBG	\$2,000.00	\$2,000.00	\$0.00
			911	ILP - BRYSON - #5320	Completed	CDBG	\$750.00	\$750.00	\$0.00

U.S. Department of Housing and Urban Development
Office of Community Planning and Development
Integrated Disbursement and Information System
List of Activities By Program Year And Project
PINELLAS COUNTY,FL

DATE: 12-08-16
TIME: 12:51
PAGE: 26

Plan Year	IDIS Project	Project	IDIS Activity ID	Activity Name	Activity Status	Program	Funded Amount	Draw Amount	Balance
1999	1	Preservation of Affordable Housing	912	ILP - DOWNIE - #5315	Completed	CDBG	\$2,420.00	\$2,420.00	\$0.00
			913	ILP - WEBB - #5316	Completed	CDBG	\$1,035.00	\$1,035.00	\$0.00
			914	ILP - MAGYAR - #5329	Completed	CDBG	\$2,750.00	\$2,750.00	\$0.00
			915	ILP - ROBERTSON - 5322	Completed	CDBG	\$672.95	\$672.95	\$0.00
			917	LARGO - KESSING - #5290	Completed	HOME	\$8,050.00	\$8,050.00	\$0.00
			918	<Name Required>	Canceled	HOME	\$0.00	\$0.00	\$0.00
			919	<Name Required>	Canceled	HOME	\$0.00	\$0.00	\$0.00
			922	SINGLE FAMILY HOUSING DELIVERY COSTS	Completed	CDBG	\$50,868.05	\$50,868.05	\$0.00
			925	ILP - DYKE - #5327	Completed	CDBG	\$777.50	\$777.50	\$0.00
			926	LIL - REYES - #5297	Completed	CDBG	\$3,891.10	\$3,891.10	\$0.00
			927	LIL - CLARK - #5298	Completed	CDBG	\$3,891.10	\$3,891.10	\$0.00
			928	LIL - GREEN - #5299	Completed	CDBG	\$3,891.10	\$3,891.10	\$0.00
			929	LIL - MATTHEWS - #5277	Completed	CDBG	\$3,895.60	\$3,895.60	\$0.00
			930	LIL - MILLER - #5300	Completed	CDBG	\$3,891.10	\$3,891.10	\$0.00
			931	ILP - BURBANK - #5350	Completed	CDBG	\$2,750.00	\$2,750.00	\$0.00
			932	ILP - HEATHER - #5348	Completed	CDBG	\$672.95	\$672.95	\$0.00
			933	ILP - JONES - #5349	Completed	CDBG	\$2,704.90	\$2,704.90	\$0.00
			934	LIL - GASCA - #5335	Completed	CDBG	\$13,343.75	\$13,343.75	\$0.00
			935	ILP - KOMINSKI - #5358	Completed	CDBG	\$642.92	\$642.92	\$0.00
			942	ILP - FORD - #5372	Completed	CDBG	\$2,695.10	\$2,695.10	\$0.00
			943	ILP - MILLER - #5369	Completed	CDBG	\$2,748.90	\$2,748.90	\$0.00
			944	ILP - STEIN - #5371	Completed	CDBG	\$642.92	\$642.92	\$0.00
			945	LIL - CLINTON - #5361	Completed	CDBG	\$3,850.00	\$3,850.00	\$0.00
			946	RPI - ENRIGHT - #5201	Canceled	CDBG	\$0.00	\$0.00	\$0.00
			947	RPI - SAPOURN - #5214	Completed	CDBG	\$8,400.00	\$8,400.00	\$0.00
			948	LARGO - BRAY - #5292	Completed	HOME	\$17,690.00	\$17,690.00	\$0.00
			949	LARGO - CLARKE - #5337	Completed	HOME	\$13,699.02	\$13,699.02	\$0.00
			983	RPI - COPPOLA - #5334	Completed	CDBG	\$2,757.30	\$2,757.30	\$0.00
			984	LIL - DAYS - #5336	Completed	CDBG	\$25,014.95	\$25,014.95	\$0.00
			985	RPI - ENRIGHT - #5201	Completed	CDBG	\$11,500.00	\$11,500.00	\$0.00
			986	LARGO - WALKER - #5317	Completed	HOME	\$77,666.64	\$77,666.64	\$0.00
			1027	ILP - ALLISON - #5424	Completed	CDBG	\$925.00	\$925.00	\$0.00
			1028	ILP - CONNORS - #5416	Completed	CDBG	\$2,750.00	\$2,750.00	\$0.00
			1029	ILP - SHEARER - #5425	Completed	CDBG	\$925.00	\$925.00	\$0.00
			1030	ILP - TUDOR - #5423	Completed	CDBG	\$925.00	\$925.00	\$0.00
			1031	ILP - TORRES - 5437	Completed	CDBG	\$925.00	\$925.00	\$0.00
			1032	ILP - VOK - 5446	Completed	CDBG	\$925.00	\$925.00	\$0.00
			1033	LIL - BOGLAR - 5347	Completed	CDBG	\$35,303.14	\$35,303.14	\$0.00
			1038	ILP - BATTLES - #5439	Completed	CDBG	\$1,732.50	\$1,732.50	\$0.00

U.S. Department of Housing and Urban Development
Office of Community Planning and Development
Integrated Disbursement and Information System
List of Activities By Program Year And Project
PINELLAS COUNTY,FL

DATE: 12-08-16
TIME: 12:51
PAGE: 27

Plan Year	IDIS Project	Project	IDIS Activity ID	Activity Name	Activity Status	Program	Funded Amount	Draw Amount	Balance
1999	1	Preservation of Affordable Housing	1039	ILP - CLARK - #5441	Completed	CDBG	\$925.00	\$925.00	\$0.00
			1040	ILP - CRENSHAW - #5442	Completed	CDBG	\$925.00	\$925.00	\$0.00
			1041	ILP - DAVIS - #5438	Completed	CDBG	\$1,732.50	\$1,732.50	\$0.00
			1042	ILP - MUDRICK - #5443	Completed	CDBG	\$925.00	\$925.00	\$0.00
			1043	ILP - RITCH - #5444	Completed	CDBG	\$925.00	\$925.00	\$0.00
			1044	ILP - SCOON - #5440	Completed	CDBG	\$925.00	\$925.00	\$0.00
			1045	ILP - SHEARER - #5445	Completed	CDBG	\$925.00	\$925.00	\$0.00
			1048	LIL - BROWN - #5397	Completed	CDBG	\$23,745.75	\$23,745.75	\$0.00
			1049	RPI - DAY - #5054	Completed	CDBG	\$9,000.00	\$9,000.00	\$0.00
			1050	LIL - FERNANDEZ - #5366	Completed	CDBG	\$25,251.95	\$25,251.95	\$0.00
			1051	LIL - MONTI - #5376	Completed	CDBG	\$29,965.80	\$29,965.80	\$0.00
			1052	LIL - MOODY - #5346	Completed	CDBG	\$28,094.61	\$28,094.61	\$0.00
			1053	LIL - RIVERA - #5367	Completed	CDBG	\$32,685.27	\$32,685.27	\$0.00
			1054	RPI - STANG - #5331	Completed	CDBG	\$24,000.00	\$24,000.00	\$0.00
			1119	RPI - CHIANG - #5283	Completed	CDBG	\$16,000.00	\$16,000.00	\$0.00
			1120	RPI - E&H, LC - #5383	Completed	CDBG	\$17,800.00	\$17,800.00	\$0.00
			1121	RPI - E&H, LC - #5384	Completed	CDBG	\$14,500.00	\$14,500.00	\$0.00
			1346	RPI - WALLACE - #5357	Completed	CDBG	\$56,000.00	\$56,000.00	\$0.00
			1347	RPI - AFFORDABLE HOUSING - #5340	Completed	CDBG	\$63,473.00	\$63,473.00	\$0.00
		Project Total					\$1,025,967.76	\$1,025,967.76	\$0.00
	2	Provision of Affordable Housing	790	CONTRACT SVCS / MISC. FEES 99/00	Completed	HOME	\$12,653.19	\$12,653.19	\$0.00
			1070	MANGO COURT	Completed	CDBG	\$1,800.00	\$1,800.00	\$0.00
		Project Total					\$14,453.19	\$14,453.19	\$0.00
3	3	Home Ownership Opportunities	745	DAL - SUNSERI - #5089	Completed	CDBG	\$11,100.00	\$11,100.00	\$0.00
			748	DAL - MCHENRY - #5104	Completed	CDBG	\$9,320.00	\$9,320.00	\$0.00
			753	DAL - HAYES - #5106	Completed	CDBG	\$6,050.00	\$6,050.00	\$0.00
			769	LARGO - WATTS - #5102	Completed	HOME	\$9,375.00	\$9,375.00	\$0.00
			770	LARGO - ANDERSON - 5105	Completed	HOME	\$9,700.00	\$9,700.00	\$0.00
			771	LARGO - VOYTAS - #5166	Completed	HOME	\$9,170.00	\$9,170.00	\$0.00
			772	DAL - CATO - #5111	Completed	HOME	\$6,900.00	\$6,900.00	\$0.00
			773	DAL - GREEN - #5161	Completed	HOME	\$21,600.00	\$21,600.00	\$0.00
			774	DAL - BRUM - #5183	Completed	HOME	\$7,500.00	\$7,500.00	\$0.00
			775	DAL - CLOKEY - #5112	Completed	HOME	\$4,075.00	\$4,075.00	\$0.00
			776	DAL - HAGEN - #5110	Completed	HOME	\$8,590.00	\$8,590.00	\$0.00
			777	DAL - RODRIQUES - #5154	Completed	HOME	\$12,583.00	\$12,583.00	\$0.00
			778	DAL - KELLY - #5153	Completed	HOME	\$10,298.86	\$10,298.86	\$0.00
			779	DAL - SPANNKNEBEL - #5155	Completed	HOME	\$12,500.00	\$12,500.00	\$0.00
			780	DAL - BLAIR - #5164	Completed	HOME	\$11,190.00	\$11,190.00	\$0.00
			781	DAL - GOMEZ - #5172	Completed	HOME	\$10,170.00	\$10,170.00	\$0.00

U.S. Department of Housing and Urban Development
Office of Community Planning and Development
Integrated Disbursement and Information System
List of Activities By Program Year And Project
PINELLAS COUNTY,FL

DATE: 12-08-16
TIME: 12:51
PAGE: 28

Plan Year	IDIS Project	Project	IDIS Activity ID	Activity Name	Activity Status	Program	Funded Amount	Draw Amount	Balance
1999	3	Home Ownership Opportunities	782	DAL - HAMILTON - #5171	Completed	HOME	\$13,490.00	\$13,490.00	\$0.00
			783	DAL - MARKOWICZ - #5173	Completed	HOME	\$9,370.00	\$9,370.00	\$0.00
			784	DAL - HIJAZI - #5181	Completed	HOME	\$3,000.00	\$3,000.00	\$0.00
			785	DAL - ROCHETTE - #5182	Completed	HOME	\$10,070.00	\$10,070.00	\$0.00
			817	DAL - CONNERS - #5190	Completed	HOME	\$9,760.00	\$9,760.00	\$0.00
			818	DAL - KORAJKIC - #5188	Completed	HOME	\$6,865.00	\$6,865.00	\$0.00
			819	DAL - NIEVES - #5187	Completed	HOME	\$4,185.50	\$4,185.50	\$0.00
			820	DAL - PEMBERTON - #5191	Completed	HOME	\$2,975.00	\$2,975.00	\$0.00
			821	DAL - SANNE - #5189	Completed	HOME	\$7,450.00	\$7,450.00	\$0.00
			824	PRP - WEIR - #5260	Completed	HOME	\$41,350.00	\$41,350.00	\$0.00
			825	DAL - KARST - #5195	Completed	HOME	\$10,500.00	\$10,500.00	\$0.00
			826	LARGO - BATAKU - #5192	Completed	HOME	\$10,000.00	\$10,000.00	\$0.00
			827	DAL - SALIBA - #5202	Completed	HOME	\$7,700.00	\$7,700.00	\$0.00
			828	DAL - BOLLINGER - #5222	Completed	HOME	\$5,280.00	\$5,280.00	\$0.00
			829	DAL - VERGARA - #5223	Completed	HOME	\$5,807.00	\$5,807.00	\$0.00
			830	DAL - CORBELL - #5229	Completed	HOME	\$7,125.00	\$7,125.00	\$0.00
			831	DAL - QUINN - #5224	Completed	HOME	\$7,700.00	\$7,700.00	\$0.00
			832	DAL - KLOS - #5244	Completed	HOME	\$7,700.00	\$7,700.00	\$0.00
			833	DAL - LOUVIERE - #5243	Completed	HOME	\$10,600.00	\$10,600.00	\$0.00
			838	LARGO - FARKAS - #5239	Completed	HOME	\$2,450.00	\$2,450.00	\$0.00
			839	LARGO - LOGAN - #5241	Completed	HOME	\$8,800.00	\$8,800.00	\$0.00
			840	LARGO - WILLIAMS - #5240	Completed	HOME	\$9,333.00	\$9,333.00	\$0.00
			886	DAL - HUGHES - #5253	Completed	HOME	\$7,700.00	\$7,700.00	\$0.00
			887	DAL - KOWALSKI - #5254	Completed	HOME	\$7,057.00	\$7,057.00	\$0.00
			889	DAL - GRANT - #5258	Completed	HOME	\$7,700.00	\$7,700.00	\$0.00
			890	DAL - CONNOLLY - #5265	Completed	HOME	\$6,450.00	\$6,450.00	\$0.00
			891	DAL - TEABOUT - #5257	Completed	HOME	\$7,700.00	\$7,700.00	\$0.00
			892	DAL - WATSON - #5259	Completed	HOME	\$6,840.00	\$6,840.00	\$0.00
			893	DAL - MAAS - #5273	Completed	HOME	\$7,700.00	\$7,700.00	\$0.00
			894	DAL - MCKINLEY - #5272	Completed	HOME	\$2,300.00	\$2,300.00	\$0.00
			895	DAL - NICAJEVSKY - #5270	Completed	HOME	\$4,670.00	\$4,670.00	\$0.00
			896	DAL - SLY - #5271	Completed	HOME	\$7,200.00	\$7,200.00	\$0.00
			897	DAL - SHEARER - #5267	Completed	HOME	\$10,000.00	\$10,000.00	\$0.00
			898	DAL - ANDRE - #5278	Completed	HOME	\$3,560.00	\$3,560.00	\$0.00
			899	DAL - BEAM - #5282	Completed	HOME	\$7,700.00	\$7,700.00	\$0.00
			900	DAL - FAIRCHILD - #5280	Completed	HOME	\$7,700.00	\$7,700.00	\$0.00
			901	DAL - GALE - #5279	Completed	HOME	\$6,716.00	\$6,716.00	\$0.00
			902	DAL - VOUVALIS/RUSSO - #5281	Completed	HOME	\$7,700.00	\$7,700.00	\$0.00
			904	DAL - ELLIOTT - #5309	Completed	HOME	\$7,700.00	\$7,700.00	\$0.00

U.S. Department of Housing and Urban Development
Office of Community Planning and Development
Integrated Disbursement and Information System
List of Activities By Program Year And Project
PINELLAS COUNTY,FL

DATE: 12-08-16
TIME: 12:51
PAGE: 29

Plan Year	IDIS Project	Project	IDIS Activity ID	Activity Name	Activity Status	Program	Funded Amount	Draw Amount	Balance
1999	3	Home Ownership Opportunities	905	DAL - GOULD - #5303	Completed	HOME	\$7,700.00	\$7,700.00	\$0.00
			906	DAL - LITTLE - #5301	Completed	HOME	\$7,700.00	\$7,700.00	\$0.00
			907	DAL - SCHRAMEK - #5304	Completed	HOME	\$7,700.00	\$7,700.00	\$0.00
			908	DAL - DAVIS - #5312	Completed	HOME	\$7,700.00	\$7,700.00	\$0.00
			909	DAL - MARTINEZ - #5313	Completed	HOME	\$7,500.00	\$7,500.00	\$0.00
			920	DAL - HOLMES - #5324	Completed	HOME	\$8,700.00	\$8,700.00	\$0.00
			921	DAL - BARANY - #5325	Completed	HOME	\$7,700.00	\$7,700.00	\$0.00
			950	DAL - CARINI - #5339	Completed	HOME	\$3,700.00	\$3,700.00	\$0.00
			951	LARGO - DUBE - #5341	Completed	HOME	\$4,975.00	\$4,975.00	\$0.00
			952	LARGO - KAY - #5342	Completed	HOME	\$7,500.00	\$7,500.00	\$0.00
			953	LARGO - AUSTIN - #5343	Completed	HOME	\$7,700.00	\$7,700.00	\$0.00
			954	LARGO - REID - #5344	Completed	HOME	\$7,350.00	\$7,350.00	\$0.00
			955	DAL - CUNNINGHAM - #5352	Completed	HOME	\$7,700.00	\$7,700.00	\$0.00
			956	DAL - RYAN - #5353	Completed	HOME	\$7,285.00	\$7,285.00	\$0.00
			957	DAL - ZBOROVSKI - #5354	Completed	HOME	\$7,700.00	\$7,700.00	\$0.00
			958	DAL - BONAWITZ - #5355	Completed	HOME	\$7,700.00	\$7,700.00	\$0.00
			959	DAL - EARLEY - #5356	Completed	HOME	\$7,700.00	\$7,700.00	\$0.00
			960	DAL - FERRAND - #5365	Completed	HOME	\$7,700.00	\$7,700.00	\$0.00
			961	DAL - BURGMAIER - #5368	Completed	HOME	\$7,700.00	\$7,700.00	\$0.00
			962	DAL - HOUZE - #5370	Completed	HOME	\$7,550.00	\$7,550.00	\$0.00
			963	DAL - HOOKER - #5374	Completed	HOME	\$7,700.00	\$7,700.00	\$0.00
			964	LARGO - FEDUCCIA - #5378	Completed	HOME	\$7,700.00	\$7,700.00	\$0.00
			965	DAL - JOHNS - #5381	Completed	HOME	\$7,700.00	\$7,700.00	\$0.00
			966	DAL - NEAL - #5382	Completed	HOME	\$7,700.00	\$7,700.00	\$0.00
			967	DAL - FILMON - #5389	Completed	HOME	\$7,700.00	\$7,700.00	\$0.00
			975	DAL - MOORE - #5395	Completed	HOME	\$7,700.00	\$7,700.00	\$0.00
			976	LARGO - FARBO - #5386	Completed	HOME	\$7,700.00	\$7,700.00	\$0.00
			977	LARGO - VAN OSTENBRIDGE - #5387	Completed	HOME	\$6,400.00	\$6,400.00	\$0.00
			978	LARGO - CONNER - #5388	Completed	HOME	\$7,390.00	\$7,390.00	\$0.00
			979	DAL - MURRAY - #5394	Completed	HOME	\$4,380.00	\$4,380.00	\$0.00
			980	DAL - RIVERA - #5401	Completed	HOME	\$7,700.00	\$7,700.00	\$0.00
			981	DAL - JACKSON - #5398	Completed	HOME	\$7,700.00	\$7,700.00	\$0.00
			982	DAL - O'CONNOR - #5402	Completed	HOME	\$7,700.00	\$7,700.00	\$0.00
		Project Total					\$720,155.36	\$720,155.36	\$0.00
	4	Demolition and Clearance	750	DEMO - 2234 BASKINS CROSSING RD	Completed	CDBG	\$2,058.81	\$2,058.81	\$0.00
			757	DEMO - 12960 125TH ST N	Completed	CDBG	\$4,799.24	\$4,799.24	\$0.00
			807	DEMO - 355 MANN CT, DN	Completed	CDBG	\$3,854.77	\$3,854.77	\$0.00
			853	DEMO - 128TH AVE N (DANSVILLE)	Completed	CDBG	\$4,448.70	\$4,448.70	\$0.00
			858	DEMO - WIND TREE AREA CLEANUP	Completed	CDBG	\$2,057.24	\$2,057.24	\$0.00

U.S. Department of Housing and Urban Development
Office of Community Planning and Development
Integrated Disbursement and Information System
List of Activities By Program Year And Project
PINELLAS COUNTY,FL

DATE: 12-08-16
TIME: 12:51
PAGE: 30

Plan Year	IDIS Project	Project	IDIS Activity ID	Activity Name	Activity Status	Program	Funded Amount	Draw Amount	Balance
1999	4	Demolition and Clearance	871	DEMO - 115 E. LIME ST	Completed	CDBG	\$3,270.74	\$3,270.74	\$0.00
			872	DEMO - 433 EAST BOYER	Completed	CDBG	\$1,215.20	\$1,215.20	\$0.00
			873	DEMO - 633 LEVIS AVE, TS	Completed	CDBG	\$4,019.07	\$4,019.07	\$0.00
			874	DEMO - BLOCK OF GROSSE, TS	Completed	CDBG	\$1,248.42	\$1,248.42	\$0.00
			875	DEMO - 635 LEVIS AVE	Completed	CDBG	\$2,790.10	\$2,790.10	\$0.00
			876	DEMO - LIVE OAK AND HIBISCUS,TS	Completed	CDBG	\$2,338.87	\$2,338.87	\$0.00
			877	DEMO - NE CORNER OF GROSSE AND HARRISON	Completed	CDBG	\$3,598.07	\$3,598.07	\$0.00
			923	DEMO - 209 E ORANGE ST	Completed	CDBG	\$9,517.33	\$9,517.33	\$0.00
			937	DEMO - 256 SCOTLAND ST, DN	Completed	CDBG	\$5,000.00	\$5,000.00	\$0.00
			938	DANSVILLE/RIDGECREST AREA CLEANUP	Completed	CDBG	\$6,124.00	\$6,124.00	\$0.00
			968	DEMO - 19201 GULF BLVD, IS	Completed	CDBG	\$5,000.00	\$5,000.00	\$0.00
			969	DEMO - 371 MAIN ST, DN	Completed	CDBG	\$4,000.00	\$4,000.00	\$0.00
			1020	DEMO - 5140 69TH AV. N., PPK	Completed	CDBG	\$3,926.42	\$3,926.42	\$0.00
			1021	DEMO - 612 LINCOLN AV., TS	Completed	CDBG	\$2,841.45	\$2,841.45	\$0.00
			1022	DEMO - 718 NORTH AV., TS	Completed	CDBG	\$4,984.98	\$4,984.98	\$0.00
			1023	DEMO - 13071 119TH ST. N.	Completed	CDBG	\$4,999.94	\$4,999.94	\$0.00
			1055	DEMO - 111 CHESTNUT CIR, SH	Completed	CDBG	\$4,999.63	\$4,999.63	\$0.00
			1077	HIGHPOINT STORAGE BUILDINGS	Completed	CDBG	\$2,614.70	\$2,614.70	\$0.00
			1097	DEMO - 13273 OAK ST. DANSVILLE	Completed	CDBG	\$4,639.56	\$4,639.56	\$0.00
			1098	DEMO - 13302 OAK ST. DANSVILLE	Completed	CDBG	\$5,451.18	\$5,451.18	\$0.00
			1103	CLEARANCE FOR'S LOT	Completed	CDBG	\$4,999.72	\$4,999.72	\$0.00
			1163	DEMO - 19119 2ND STR, IS	Completed	CDBG	\$5,000.00	\$5,000.00	\$0.00
			1172	DEMO/226 S. GROSSE, TS	Completed	CDBG	\$2,764.48	\$2,764.48	\$0.00
			1173	DEMO/128 E LIME ST, TS	Completed	CDBG	\$3,724.59	\$3,724.59	\$0.00
			1184	DEMO - 12717 132ND AV.	Completed	CDBG	\$2,361.46	\$2,361.46	\$0.00
			1194	E L TREVENA, INC - #CD99DEM26	Completed	CDBG	\$4,997.44	\$4,997.44	\$0.00
			1198	DEMO - 520/520.5 SKINNER BLVD	Completed	CDBG	\$4,955.41	\$4,955.41	\$0.00
			1206	DEMO - 12717-132 AVE N	Completed	CDBG	\$4,999.92	\$4,999.92	\$0.00
			1227	CD99DEM27 - TREVENA	Completed	CDBG	\$3,773.23	\$3,773.23	\$0.00
			1242	DEMO - 607 VIRGINIA ST	Completed	CDBG	\$3,297.98	\$3,297.98	\$0.00
			1348	DEMO - 434, 434 1/2 & 440 SKINNER BLVD	Completed	CDBG	\$4,999.88	\$4,999.88	\$0.00
			1425	DEMO - 526 SOUTH LINCOLN AVENUE	Completed	CDBG	\$1,076.89	\$1,076.89	\$0.00
			1696	CFP 809 MAIN ST	Completed	CDBG	\$4,000.00	\$4,000.00	\$0.00
		Project Total					\$150,749.42	\$150,749.42	\$0.00
	5	Greater Ridgcrest Area Neighborhood	836	RIDGECREST - STR S OF ULMERTON	Completed	CDBG	\$388,804.47	\$388,804.47	\$0.00
			848	GRA NEWS LETTER DISTRIBUTION	Completed	CDBG	\$2,000.00	\$2,000.00	\$0.00
			864	RIDGECREST STREET LIGHTING	Completed	CDBG	\$10,376.00	\$10,376.00	\$0.00
			936	YMCA/OMNI DESIGN FOR FIELDS	Completed	CDBG	\$169,972.74	\$169,972.74	\$0.00
		Project Total					\$571,153.21	\$571,153.21	\$0.00

U.S. Department of Housing and Urban Development
Office of Community Planning and Development
Integrated Disbursement and Information System
List of Activities By Program Year And Project
PINELLAS COUNTY,FL

DATE: 12-08-16
TIME: 12:51
PAGE: 31

Plan Year	IDIS Project	Project	IDIS Activity ID	Activity Name	Activity Status	Program	Funded Amount	Draw Amount	Balance
1999	6	Public Infrastructure	869	CITY OF DUNEDIN STREETSCAPE	Completed	CDBG	\$200,000.00	\$200,000.00	\$0.00
			941	INDIAN ROCKS BEACH - STREETSCAPE	Completed	CDBG	\$200,000.00	\$200,000.00	\$0.00
			1092	MADIERA BEACH STREETSCAPE	Completed	CDBG	\$300,000.00	\$300,000.00	\$0.00
		Project Total					\$700,000.00	\$700,000.00	\$0.00
1999	7	Rehabilitation of Commercial Properties	763	CFP - CAFE/RESTURANT 680 MAIN ST	Completed	CDBG	\$2,860.00	\$2,860.00	\$0.00
			800	CFP - DRAKE APTS UNIT B	Completed	CDBG	\$2,000.00	\$2,000.00	\$0.00
			801	CFP - DRAKE APTS UNIT A	Completed	CDBG	\$2,000.00	\$2,000.00	\$0.00
			802	CFP - DRAKE APTS UNIT C	Completed	CDBG	\$3,000.00	\$3,000.00	\$0.00
			808	CFP - TAYLOR ARCADE	Completed	CDBG	\$1,016.20	\$1,016.20	\$0.00
			811	CFP - BOX CAR	Completed	CDBG	\$1,540.00	\$1,540.00	\$0.00
			812	CFP - RETAIL/OFFICE SH	Completed	CDBG	\$3,000.00	\$3,000.00	\$0.00
			857	CFP - RESTURANT/RETAIL	Completed	CDBG	\$4,000.00	\$4,000.00	\$0.00
			861	CFP - CAFE ALFRESCO	Completed	CDBG	\$2,700.00	\$2,700.00	\$0.00
			870	CFP - INSIDE OUT GRP, INC.	Completed	CDBG	\$3,000.00	\$3,000.00	\$0.00
			916	CFP - GRAPHIC DESIGN STUDIO	Completed	CDBG	\$4,000.00	\$4,000.00	\$0.00
			939	CFP - AUTO REPR GAR	Completed	CDBG	\$4,000.00	\$4,000.00	\$0.00
			940	CFP - KELLY'S RESTURANT	Completed	CDBG	\$2,000.00	\$2,000.00	\$0.00
			970	CFP - BIBA BAR & GRILL	Completed	CDBG	\$4,000.00	\$4,000.00	\$0.00
			973	CFP - LEARNING ZONE	Completed	CDBG	\$5,000.00	\$5,000.00	\$0.00
			1034	CFP - WEISS	Completed	CDBG	\$5,000.00	\$5,000.00	\$0.00
			1035	CFP - ART GALLERY	Completed	CDBG	\$5,000.00	\$5,000.00	\$0.00
			1036	CFP - MEDICAL SERVICES	Completed	CDBG	\$3,000.00	\$3,000.00	\$0.00
			1037	CFP - HAIR SALON	Completed	CDBG	\$3,000.00	\$3,000.00	\$0.00
			1072	CFP - WELLNESS CENTER	Completed	CDBG	\$4,000.00	\$4,000.00	\$0.00
			1111	CFP - FOREVER FLORIDA	Completed	CDBG	\$4,000.00	\$4,000.00	\$0.00
			1112	CFP - BLUENOSE MOTEL	Completed	CDBG	\$2,000.00	\$2,000.00	\$0.00
			1131	CFP - CREATIVE THOUGHTS	Completed	CDBG	\$3,000.00	\$3,000.00	\$0.00
			1132	CFP - ON THE AVENUE	Completed	CDBG	\$3,000.00	\$3,000.00	\$0.00
			1133	CFP - RETAIL SHOPS 715-737 BROADWAY	Completed	CDBG	\$1,467.50	\$1,467.50	\$0.00
			1151	CFP - GREGORY'S SALON	Completed	CDBG	\$3,520.18	\$3,520.18	\$0.00
			1157	CFP - BLACK PEARL	Completed	CDBG	\$725.00	\$725.00	\$0.00
			1160	CFP - 360 SCOTLAND	Completed	CDBG	\$3,920.00	\$3,920.00	\$0.00
			1161	CFP - RETAIL 362 SCOTLAND	Completed	CDBG	\$3,000.00	\$3,000.00	\$0.00
			1162	CFP - RETAIL 364 SCOTLAND	Completed	CDBG	\$2,000.00	\$2,000.00	\$0.00
			1185	CFP-DICUS BUILDING	Completed	CDBG	\$746.50	\$746.50	\$0.00
			1186	CFP - ESPEY PROPERTIES	Completed	CDBG	\$466.25	\$466.25	\$0.00
			1193	CFP - PHILLIPPI	Completed	CDBG	\$2,998.50	\$2,998.50	\$0.00
			1197	CFP -JEFF MOORE	Completed	CDBG	\$3,000.00	\$3,000.00	\$0.00
			1202	CD99CFP24 - GAYTON	Completed	CDBG	\$2,084.07	\$2,084.07	\$0.00

U.S. Department of Housing and Urban Development
Office of Community Planning and Development
Integrated Disbursement and Information System
List of Activities By Program Year And Project
PINELLAS COUNTY,FL

DATE: 12-08-16
TIME: 12:51
PAGE: 32

Plan Year	IDIS Project	Project	IDIS Activity ID	Activity Name	Activity Status	Program	Funded Amount	Draw Amount	Balance
1999	7	Rehabilitation of Commercial Properties	1207	CD99CFP25 - DOUGLAS WALLACE	Completed	CDBG	\$2,680.75	\$2,680.75	\$0.00
			1215	CD99CFP26 - KLONARIS	Canceled	CDBG	\$0.00	\$0.00	\$0.00
			1216	CD99CFP30 - SHAPIRO	Completed	CDBG	\$2,000.00	\$2,000.00	\$0.00
			1220	CD99CFP36 - CFP - STINNETTE	Completed	CDBG	\$4,000.00	\$4,000.00	\$0.00
			1241	CD99CFP35 - BENJAMIN BOKAY'S	Completed	CDBG	\$3,801.85	\$3,801.85	\$0.00
			1262	CD99CFP27 - TZEKAS, 915 MAIN ST	Completed	CDBG	\$2,000.00	\$2,000.00	\$0.00
			1275	CD99CFP34 - 10699 GULF BLVD	Completed	CDBG	\$1,445.00	\$1,445.00	\$0.00
			1315	CD99CFP19 - 737 MAIN STREET	Completed	CDBG	\$5,000.00	\$5,000.00	\$0.00
			1351	CD99CFP27 - 636 SKINNER BLVD	Completed	CDBG	\$3,000.00	\$3,000.00	\$0.00
			1455	CD99CFP28 - IRIS AND IVY INC.	Completed	CDBG	\$1,512.50	\$1,512.50	\$0.00
		Project Total					\$125,484.30	\$125,484.30	\$0.00
	8	Public Facilities	799	ALPHA "A BEGINNING" INC. REHABILITATION	Completed	CDBG	\$32,800.00	\$32,800.00	\$0.00
			859	PCVI- PIN CTR VISUALLY IMPAIRED REHAB	Completed	CDBG	\$82,343.69	\$82,343.69	\$0.00
			881	SAFETY HARBOR - ADA RESTROOMS	Completed	CDBG	\$80,000.00	\$80,000.00	\$0.00
			1014	PEHMS REHABILITATION	Completed	CDBG	\$22,590.00	\$22,590.00	\$0.00
			1026	RCS - THE HAVEN	Completed	ESG	\$13,573.00	\$13,573.00	\$0.00
			1113	HEP COMMUNITY BUILDING	Completed	CDBG	\$75,000.00	\$75,000.00	\$0.00
			1183	CITY OF PINELLAS PARK - #CD99PPK	Completed	CDBG	\$50,000.00	\$50,000.00	\$0.00
			1314	CD99HPPK - SUNCOAST FAMILY YMCA'S	Completed	CDBG	\$108,658.52	\$108,658.52	\$0.00
		Project Total					\$464,965.21	\$464,965.21	\$0.00
	9	Shelter Operations and Services	760	MUSTARD SEED - SALARIES	Completed	CDBG	\$92,357.88	\$92,357.88	\$0.00
			767	CLW HOMELESS INTERV PROJ - OPERATING	Completed	ESG	\$17,822.74	\$17,822.74	\$0.00
			768	CLW HOMELESS INTERV PROJ - SERVICES	Completed	ESG	\$17,105.00	\$17,105.00	\$0.00
			814	HOMELESS EMERG PROJ - OPERATIONS	Completed	ESG	\$25,000.00	\$25,000.00	\$0.00
			815	YWCA FAMILY VILLAGE - OPERATIONS	Completed	ESG	\$5,983.28	\$5,983.28	\$0.00
			816	YWCA FAMILY VILLAGE - SERVICES	Completed	ESG	\$18,609.00	\$18,609.00	\$0.00
			882	QUEST INN - OPERATING COST	Completed	ESG	\$15,000.00	\$15,000.00	\$0.00
		Project Total					\$191,877.90	\$191,877.90	\$0.00
	10	Public Services	747	HIGH POINT NEIGHBORS - OPERATIONS	Completed	CDBG	\$12,000.00	\$12,000.00	\$0.00
			752	RIDGECREST OMNI CTR RECREATION PROG	Completed	CDBG	\$19,889.16	\$19,889.16	\$0.00
			759	COMM SERV FOUND - CENT HSNG SERV	Completed	CDBG	\$41,951.00	\$41,951.00	\$0.00
			766	PINELLAS CARES - VOICE MAIL	Completed	CDBG	\$35,239.00	\$35,239.00	\$0.00
			795	HOME BUYER'S CLUB	Completed	CDBG	\$43,000.00	\$43,000.00	\$0.00
			805	WORKING CAPITAL FLORIDA	Completed	CDBG	\$44,200.00	\$44,200.00	\$0.00
			835	HELP FOR THE HARVEST - INSUL BLANKETS	Completed	CDBG	\$4,998.15	\$4,998.15	\$0.00
			924	PINELLAS HOMESTEAD PROJ LOAN PROCESSOR	Completed	CDBG	\$35,431.39	\$35,431.39	\$0.00
			971	STARS PROGRAM	Completed	CDBG	\$51,000.00	\$51,000.00	\$0.00
			972	YMCA RAINBOW VILLAGE AFTER SCHOOL CARE	Completed	CDBG	\$80,800.48	\$80,800.48	\$0.00
			974	CHORE SERVICES BY PIN. OPPORT COUNCIL	Completed	CDBG	\$15,000.00	\$15,000.00	\$0.00

U.S. Department of Housing and Urban Development
Office of Community Planning and Development
Integrated Disbursement and Information System
List of Activities By Program Year And Project
PINELLAS COUNTY,FL

Plan Year	IDIS Project	Project	IDIS Activity ID	Activity Name	Activity Status	Program	Funded Amount	Draw Amount	Balance
1999	10	Public Services	1175	N/A	Canceled	CDBG	\$0.00	\$0.00	\$0.00
		Project Total					\$383,509.18	\$383,509.18	\$0.00
	12	Administration	786	CDBG ADMINISTRATION 99/00	Completed	CDBG	\$805,470.20	\$805,470.20	\$0.00
			787	ESG ADMINISTRATION 99/00	Completed	ESG	\$6,000.00	\$6,000.00	\$0.00
			788	HOME ADMINISTRATION 99/00	Completed	HOME	\$95,888.43	\$95,888.43	\$0.00
		Project Total					\$907,358.63	\$907,358.63	\$0.00
	Program Total					CDBG	\$4,033,014.20	\$4,033,014.20	\$0.00
						ESG	\$119,093.02	\$119,093.02	\$0.00
						HOME	\$1,103,566.94	\$1,103,566.94	\$0.00
	1999 Total						\$5,255,674.16	\$5,255,674.16	\$0.00
2000	45	Administration	987	CDBG ADMINISTRATION - 00/01	Completed	CDBG	\$831,039.66	\$831,039.66	\$0.00
			988	ESG - ADMINISTRATION	Completed	ESG	\$6,100.00	\$6,100.00	\$0.00
			989	HOME - ADMINISTRATION	Completed	HOME	\$193,259.64	\$193,259.64	\$0.00
			1046	CDBG - PORTFOLIO ADMIN AND MISC FEES	Completed	CDBG	\$19,805.75	\$19,805.75	\$0.00
			1047	HOME - PORTFOLIO ADMIN AND MISC FEES	Completed	HOME	\$5,383.67	\$5,383.67	\$0.00
			1208	HOME - LARGO AMMINISTRATION - 00/01	Completed	HOME	\$6,800.76	\$6,800.76	\$0.00
		Project Total					\$1,062,389.48	\$1,062,389.48	\$0.00
	46	Greater Ridgecrest Area Neighborhood	1012	RIDGECREST PAINT PROGRAM	Completed	CDBG	\$10,399.28	\$10,399.28	\$0.00
			1013	GREATER RIDGECREST AREA MISCELLANEOUS	Completed	CDBG	\$2,115.89	\$2,115.89	\$0.00
			1019	GRA NEWSLETTER	Completed	CDBG	\$2,800.00	\$2,800.00	\$0.00
			1192	GRA UNDERGROUND STREET LIGHTS	Completed	CDBG	\$5,673.00	\$5,673.00	\$0.00
			1255	PRIVACY FENCE - 119TH STREET	Completed	CDBG	\$16,348.00	\$16,348.00	\$0.00
			1320	119TH STREET HIGHWAY LAND FILL	Completed	CDBG	\$17,472.41	\$17,472.41	\$0.00
			1382	CD01GRATPI - GRA TRIANGLE PROPERTY IMP.	Completed	CDBG	\$23,160.56	\$23,160.56	\$0.00
		Project Total					\$77,969.14	\$77,969.14	\$0.00
	48	Dansville	1015	DANSVILLE NDC OPERATIONS	Completed	CDBG	\$79,754.65	\$79,754.65	\$0.00
		Project Total					\$79,754.65	\$79,754.65	\$0.00
	49	Public Infrastructure	1130	TARPON SPRINGS SAFFORD/MLK DESIGN	Completed	CDBG	\$83,925.76	\$83,925.76	\$0.00
			1155	SAFETY HARBOR GAZEBO	Completed	CDBG	\$100,000.00	\$100,000.00	\$0.00
			1156	TREASURE ISLAND - STREETSCAPE	Completed	CDBG	\$300,000.00	\$300,000.00	\$0.00
			1189	CD00PPK - PINELLAS PARK - STREETSCAPE	Completed	CDBG	\$174,829.00	\$174,829.00	\$0.00
	50	Public Facilities	1114	OLDSMAR SENIOR CENTER	Completed	CDBG	\$166,525.23	\$166,525.23	\$0.00
							\$2,411,060.45	\$2,411,060.45	\$0.00
		Project Total					\$2,577,585.68	\$2,577,585.68	\$0.00
	51	Shelter Operations and Services	1017	TURNING POINT OPERATIONS	Completed	CDBG	\$100,000.00	\$100,000.00	\$0.00
			1024	CHIP OPERATIONS	Completed	ESG	\$19,948.00	\$19,948.00	\$0.00
			1025	MUSTARD SEED CRIMINAL JUSTICE OUTREACH	Completed	ESG	\$13,400.00	\$13,400.00	\$0.00

U.S. Department of Housing and Urban Development
Office of Community Planning and Development
Integrated Disbursement and Information System
List of Activities By Program Year And Project
PINELLAS COUNTY,FL

DATE: 12-08-16
TIME: 12:51
PAGE: 34

Plan Year	IDIS Project	Project	IDIS Activity ID	Activity Name	Activity Status	Program	Funded Amount	Draw Amount	Balance
2000	51	Shelter Operations and Services	1056	PINELLAS CARES - VOICE MAIL SALARY	Completed	ESG	\$11,808.00	\$11,808.00	\$0.00
			1057	RCS - GRACE HOUSE OPERATIONS	Completed	CDBG	\$0.00	\$0.00	\$0.00
						ESG	\$19,500.00	\$19,500.00	\$0.00
			1115	HEP UTILITIES	Completed	ESG	\$20,406.98	\$20,406.98	\$0.00
			1135	QUEST INN OPERATIONS	Completed	ESG	\$15,000.00	\$15,000.00	\$0.00
			1158	RCS - THE HAVEN	Completed	CDBG	\$200,000.00	\$200,000.00	\$0.00
			1177	RCS - THE HAVEN	Canceled	CDBG	\$0.00	\$0.00	\$0.00
			1195	FAMILY RESOURCES -	Completed	ESG	\$16,744.00	\$16,744.00	\$0.00
						HOME	\$0.00	\$0.00	\$0.00
			Project Total				\$416,806.98	\$416,806.98	\$0.00
	52	Public Services	1016	COMMUNITY SERVICE FOUNDATION	Completed	CDBG	\$31,632.00	\$31,632.00	\$0.00
			1078	POC - CHORE SERVICES	Completed	CDBG	\$15,000.00	\$15,000.00	\$0.00
			1093	PEER TO PEER LENDING PROGRAM	Completed	CDBG	\$30,600.00	\$30,600.00	\$0.00
			Project Total				\$77,232.00	\$77,232.00	\$0.00
	54	RENTAL PROPERTY IMPROVEMENT	1071	PORTFOLIO MANAGEMENT	Completed	CDBG	\$450.68	\$450.68	\$0.00
			1094	RPI - SPENCER - #5359	Completed	CDBG	\$27,000.00	\$27,000.00	\$0.00
			1095	RPI - BRAND - #5391	Completed	CDBG	\$6,600.00	\$6,600.00	\$0.00
			1099	RPI - TENDEIRO - #5413	Completed	CDBG	\$10,600.00	\$10,600.00	\$0.00
			1100	RPI - WINDON - #5482	Completed	CDBG	\$5,850.00	\$5,850.00	\$0.00
			1117	RPI - AFFORDABLE HSG, INC - #5340	Completed	CDBG	\$62,740.33	\$62,740.33	\$0.00
			1118	RPI - WINE - #5475	Completed	CDBG	\$9,000.00	\$9,000.00	\$0.00
			1122	RPI - WALLACE - #5357	Completed	CDBG	\$56,000.00	\$56,000.00	\$0.00
			1123	RPI - CRAVEN - #5250	Completed	CDBG	\$8,500.00	\$8,500.00	\$0.00
			1139	RPI - HOLSTEIN - #5310	Canceled	CDBG	\$0.00	\$0.00	\$0.00
			1182	RPI - CHEATTLE - #5573	Completed	CDBG	\$4,600.00	\$4,600.00	\$0.00
			1203	RPI - ROBERTSON, TRE - #5642	Completed	CDBG	\$4,921.16	\$4,921.16	\$0.00
			1204	RPI - TOTH - #5570	Completed	CDBG	\$9,287.15	\$9,287.15	\$0.00
			1205	RPI - GLISSON - #5569	Completed	CDBG	\$6,200.00	\$6,200.00	\$0.00
			1276	RPI - DIXON - #5624	Completed	CDBG	\$18,000.00	\$18,000.00	\$0.00
			1313	RPI - RATLIFF - #5747	Completed	CDBG	\$17,000.00	\$17,000.00	\$0.00
			Project Total				\$246,749.32	\$246,749.32	\$0.00
	55	DIRECT HOMEBUYER ASSISTANCE / TBCDC	990	TBCDC - CONLEY - 5405	Completed	HOME	\$7,700.00	\$7,700.00	\$0.00
			991	TBCDC - MAHONEY - #5410	Completed	HOME	\$7,050.00	\$7,050.00	\$0.00
			992	TBCDC - HAYES - 5415	Completed	HOME	\$7,700.00	\$7,700.00	\$0.00
			993	TBCDC - WEDDERBURN - #5429	Completed	HOME	\$3,240.00	\$3,240.00	\$0.00
			994	TBCDC - BANFIELD - #5430	Completed	HOME	\$7,400.00	\$7,400.00	\$0.00
			995	TBCDC - GRACHECK - 5432	Completed	HOME	\$7,700.00	\$7,700.00	\$0.00
			996	TBCDC - MEAGHER - #5434	Completed	HOME	\$11,416.90	\$11,416.90	\$0.00
			997	TBCDC - PEACOE - #5451	Completed	HOME	\$4,200.00	\$4,200.00	\$0.00

U.S. Department of Housing and Urban Development
Office of Community Planning and Development
Integrated Disbursement and Information System
List of Activities By Program Year And Project
PINELLAS COUNTY,FL

DATE: 12-08-16
TIME: 12:51
PAGE: 35

Plan Year	IDIS Project	Project	IDIS Activity ID	Activity Name	Activity Status	Program	Funded Amount	Draw Amount	Balance
2000	55	DIRECT HOMEBUYER ASSISTANCE / TBCDC	998	TBCDC - BONILLA - #5452	Completed	HOME	\$4,720.00	\$4,720.00	\$0.00
			999	TBCDC - PEREZ - #5453	Completed	HOME	\$7,700.00	\$7,700.00	\$0.00
			1000	TBCDC - PAPADOPOULOS - #5454	Completed	HOME	\$7,700.00	\$7,700.00	\$0.00
			1001	TBCDC - WHOOLERY - #5455	Completed	HOME	\$3,250.00	\$3,250.00	\$0.00
			1002	TBCDC - WILES - #5456	Completed	HOME	\$4,570.00	\$4,570.00	\$0.00
			1003	TBCDC - BEATTIE - #5457	Completed	HOME	\$7,100.00	\$7,100.00	\$0.00
			1004	TBCDC - MARROCCO - #5459	Completed	HOME	\$7,700.00	\$7,700.00	\$0.00
			1005	TBCDC - RUSH - #5460	Completed	HOME	\$7,700.00	\$7,700.00	\$0.00
			1006	TBCDC - BLISS - #5463	Completed	HOME	\$6,850.00	\$6,850.00	\$0.00
			1007	TBCDC - GRAF - #5467	Completed	HOME	\$7,700.00	\$7,700.00	\$0.00
			1008	TBCDC - LARKIN - #5469	Completed	HOME	\$6,800.00	\$6,800.00	\$0.00
			1009	TBCDC - PYTLARZ - #5470	Completed	HOME	\$7,700.00	\$7,700.00	\$0.00
			1010	TBCDC - MCMULLEN - #5471	Completed	HOME	\$7,700.00	\$7,700.00	\$0.00
			1011	TBCDC - BROOKS - #5472	Completed	HOME	\$7,700.00	\$7,700.00	\$0.00
			1059	TBCDC - BARTLETT - #5476	Completed	HOME	\$7,700.00	\$7,700.00	\$0.00
			1060	TBCDC - VILLEGAS - #5480	Completed	HOME	\$6,700.00	\$6,700.00	\$0.00
			1061	TBCDC - DUPEIRE - #5477	Completed	HOME	\$7,250.00	\$7,250.00	\$0.00
			1062	TBCDC - KADNER - #5478	Completed	HOME	\$3,325.00	\$3,325.00	\$0.00
			1063	TBCDC - TAYLOR - #5479	Completed	HOME	\$7,700.00	\$7,700.00	\$0.00
			1079	TBCDC - POUNTNEY - #5520	Completed	HOME	\$7,700.00	\$7,700.00	\$0.00
			1082	TBCDC - NEWTON - #5515	Completed	HOME	\$7,700.00	\$7,700.00	\$0.00
			1083	TBCDC - WILSON - #5514	Completed	HOME	\$5,100.00	\$5,100.00	\$0.00
			1084	TBCDC - PHYTHIAN - #5509	Completed	HOME	\$7,110.00	\$7,110.00	\$0.00
			1085	TBCDC - NADEAU - #5513	Completed	HOME	\$7,700.00	\$7,700.00	\$0.00
			1086	TBCDC - GLUCK - #5512	Completed	HOME	\$7,700.00	\$7,700.00	\$0.00
			1087	TBCDC - MILLER - #5511	Completed	HOME	\$7,700.00	\$7,700.00	\$0.00
			1088	TBCDC - HURDLE - #5510	Completed	HOME	\$3,220.00	\$3,220.00	\$0.00
			1090	TBCDC - DUKE - #5529	Completed	HOME	\$7,700.00	\$7,700.00	\$0.00
			1096	TBCDC - BELL - #5524	Completed	HOME	\$7,700.00	\$7,700.00	\$0.00
			1101	TBCDC - SAUTER - #5554	Completed	HOME	\$7,700.00	\$7,700.00	\$0.00
			1102	TBCDC - ZUFALL - #5533	Completed	HOME	\$7,700.00	\$7,700.00	\$0.00
			1104	TBCDC - HUNTINGTON - #5548	Completed	HOME	\$7,700.00	\$7,700.00	\$0.00
			1105	TBCDC - SLANEY - #5550	Completed	HOME	\$5,700.00	\$5,700.00	\$0.00
			1106	TBCDC - DUFFY - #5543	Completed	HOME	\$7,612.00	\$7,612.00	\$0.00
			1108	TBCDC - CONRAD - #5534	Completed	HOME	\$7,700.00	\$7,700.00	\$0.00
			1110	TBCDC - BRUNER - #5549	Completed	HOME	\$7,700.00	\$7,700.00	\$0.00
			1125	TBCDC - CAMPO - 5559	Completed	CDBG	\$0.00	\$0.00	\$0.00
						HOME	\$7,700.00	\$7,700.00	\$0.00
			1126	TBCDC - BEYNON - #5558	Completed	HOME	\$7,700.00	\$7,700.00	\$0.00

U.S. Department of Housing and Urban Development
Office of Community Planning and Development
Integrated Disbursement and Information System
List of Activities By Program Year And Project
PINELLAS COUNTY,FL

DATE: 12-08-16
TIME: 12:51
PAGE: 36

Plan Year	IDIS Project	Project	IDIS Activity ID	Activity Name	Activity Status	Program	Funded Amount	Draw Amount	Balance
2000	55	DIRECT HOMEBUYER ASSISTANCE / TBCDC	1127	TBCDC - JONES - #5560	Completed	HOME	\$7,700.00	\$7,700.00	\$0.00
			1128	TBCDC - JOHNSON - #5561	Completed	HOME	\$7,700.00	\$7,700.00	\$0.00
			1129	TBCDC - KROEKER - #5564	Completed	HOME	\$4,630.00	\$4,630.00	\$0.00
			1137	TBCDC - SCHOTT - #5566	Completed	HOME	\$7,700.00	\$7,700.00	\$0.00
			1140	TBCDC - GIBBUD - #5572	Completed	HOME	\$7,700.00	\$7,700.00	\$0.00
			1141	TBCDC - MAHON - #5207	Completed	HOME	\$3,940.00	\$3,940.00	\$0.00
			1142	TBCDC - ANDERSON - #5576	Completed	HOME	\$7,700.00	\$7,700.00	\$0.00
			1143	TBCDC - CLARKE - #5575	Completed	HOME	\$7,300.00	\$7,300.00	\$0.00
			1144	TBCDC - DI PAOLO - #5581	Completed	HOME	\$7,400.00	\$7,400.00	\$0.00
			1145	TBCDC - MARRILLIA - #5585	Completed	HOME	\$7,700.00	\$7,700.00	\$0.00
			1146	TBCDC - RIVAS - #5580	Completed	HOME	\$7,700.00	\$7,700.00	\$0.00
			1147	TBCDC - GREEN - #5591	Completed	HOME	\$7,700.00	\$7,700.00	\$0.00
			1148	TBCDC - MARYCH - #5593	Completed	HOME	\$7,700.00	\$7,700.00	\$0.00
			1153	TBCDC - MCFARLAND - #5595	Completed	HOME	\$7,700.00	\$7,700.00	\$0.00
			1154	TBCDC - DAVIS - #5596	Completed	HOME	\$7,700.00	\$7,700.00	\$0.00
			1164	TBCDC - BROUCINEK - #5599	Completed	HOME	\$7,700.00	\$7,700.00	\$0.00
			1165	TBCDC - AYOTTE - #5600	Completed	HOME	\$7,700.00	\$7,700.00	\$0.00
			1166	TBCDC - COLSTON - #5601	Completed	HOME	\$7,700.00	\$7,700.00	\$0.00
			1167	TBCDC - DUFF - #5602	Completed	HOME	\$3,670.00	\$3,670.00	\$0.00
			1168	TBCDC - POWELL - #5603	Completed	HOME	\$7,700.00	\$7,700.00	\$0.00
			1169	TBCDC - HOSTETLER - #5604	Completed	HOME	\$7,700.00	\$7,700.00	\$0.00
			1170	TBCDC - OLSEN - #5605	Completed	HOME	\$7,700.00	\$7,700.00	\$0.00
			1171	TBCDC - CHAJJADI - #5607	Completed	HOME	\$7,700.00	\$7,700.00	\$0.00
			1176	TBCDC - VIEGO - #5613	Completed	CDBG	\$4,050.00	\$4,050.00	\$0.00
			1178	TBCDC - JONES - #5614	Completed	CDBG	\$7,700.00	\$7,700.00	\$0.00
			1179	TBCDC - DALENA - #5615	Completed	CDBG	\$7,600.00	\$7,600.00	\$0.00
			1180	TBCDC - RAMIREZ - #5618	Completed	CDBG	\$5,645.00	\$5,645.00	\$0.00
			1181	TBCDC - BENSON - #5619	Completed	CDBG	\$7,700.00	\$7,700.00	\$0.00
		Project Total					\$518,748.90	\$518,748.90	\$0.00
	56	HOME BUYER CLUB	1018	HOMEBUYERS CLUB	Completed	CDBG	\$55,900.00	\$55,900.00	\$0.00
		Project Total					\$55,900.00	\$55,900.00	\$0.00
	58	DISABLED HOME BUYER PROGRAM - HOUSING FOR INDEPENDANCE	1064	HFI - MORIN - #5421	Completed	HOME	\$42,500.00	\$42,500.00	\$0.00
			1066	HFI - WILHELMI - #5422	Completed	HOME	\$42,500.00	\$42,500.00	\$0.00
			1069	HFI - DERUCHIE - #5461	Completed	HOME	\$34,750.00	\$34,750.00	\$0.00
			1074	HFI - CAPUANO - #4329	Completed	HOME	\$1,400.00	\$1,400.00	\$0.00
			1089	HFI - SCOTT - #5506	Completed	HOME	\$27,500.00	\$27,500.00	\$0.00
			1091	HFI - ROBEY - #5507	Completed	HOME	\$42,500.00	\$42,500.00	\$0.00
			1107	HFI - REILLY - #5542	Completed	HOME	\$37,000.00	\$37,000.00	\$0.00

U.S. Department of Housing and Urban Development
Office of Community Planning and Development
Integrated Disbursement and Information System
List of Activities By Program Year And Project
PINELLAS COUNTY,FL

DATE: 12-08-16
TIME: 12:51
PAGE: 37

Plan Year	IDIS Project	Project	IDIS Activity ID	Activity Name	Activity Status	Program	Funded Amount	Draw Amount	Balance
2000	58	DISABLED HOME BUYER PROGRAM - HOUSING FOR INDEPENDANCE	1124	HFI - SWANN - #5556	Completed	HOME	\$40,500.00	\$40,500.00	\$0.00
			1136	HFI - COOPER - #5571	Completed	HOME	\$38,500.00	\$38,500.00	\$0.00
		Project Total					\$307,150.00	\$307,150.00	\$0.00
	59	DISABLED HOME BUYER PROGRAM - PAL	1065	PAL - RYE - #5448	Completed	HOME	\$40,000.00	\$40,000.00	\$0.00
			1067	PAL - BENTON - #5449	Completed	HOME	\$40,000.00	\$40,000.00	\$0.00
			1068	PAL - JASSMANN - #5450	Completed	HOME	\$21,600.00	\$21,600.00	\$0.00
			1109	PAL - OVERMILLER - #5547	Completed	HOME	\$34,940.00	\$34,940.00	\$0.00
			1150	PAL - JAYCOX - #5592	Completed	HOME	\$40,500.00	\$40,500.00	\$0.00
			1174	PAL - GEIGER - #5612	Completed	HOME	\$40,000.00	\$40,000.00	\$0.00
			1190	PAL - HYDE - #5632	Completed	HOME	\$35,750.00	\$35,750.00	\$0.00
		Project Total					\$252,790.00	\$252,790.00	\$0.00
	60	SINGLE FAMILY REHAB - LARGO	1075	LARGO - BARNARD - #5413	Completed	HOME	\$14,810.72	\$14,810.72	\$0.00
			1149	LARGO - TIPPIT - #5562	Completed	HOME	\$8,512.50	\$8,512.50	\$0.00
			1187	LARGO - JOHNSON - #5586	Completed	HOME	\$19,562.80	\$19,562.80	\$0.00
		Project Total					\$42,886.02	\$42,886.02	\$0.00
	61	DOWN PAYMENT ASSISTANCE / LARGO	1058	LARGO - JONES - #5466	Completed	HOME	\$7,994.00	\$7,994.00	\$0.00
			1073	LARGO - KAUL - #5485	Completed	HOME	\$10,000.00	\$10,000.00	\$0.00
			1080	LARGO - FOUNTAIN - #5500	Completed	HOME	\$7,700.00	\$7,700.00	\$0.00
			1081	LARGO - SCHMITT - #5501	Completed	HOME	\$9,468.00	\$9,468.00	\$0.00
			1116	LARGO - SHOOK - #5526	Completed	HOME	\$7,700.00	\$7,700.00	\$0.00
			1138	LARGO - BARIC - #5568	Completed	HOME	\$7,700.00	\$7,700.00	\$0.00
			1209	LARGO - KING - #5659	Completed	HOME	\$7,340.00	\$7,340.00	\$0.00
			1210	LARGO - GLENNON - #5658	Completed	HOME	\$7,700.00	\$7,700.00	\$0.00
			1211	LARGO - WALSH - #5657	Completed	HOME	\$7,425.00	\$7,425.00	\$0.00
		Project Total					\$73,027.00	\$73,027.00	\$0.00
	Program Total					CDBG	\$4,957,485.96	\$4,957,485.96	\$0.00
						ESG	\$122,906.98	\$122,906.98	\$0.00
						HOME	\$1,367,350.99	\$1,367,350.99	\$0.00
	2000 Total						\$6,447,743.93	\$6,447,743.93	\$0.00
2001	57	DANSVILLE	1233	DANSVILLE NEIGHBOR DEV CORP INC.	Completed	CDBG	\$49,803.62	\$49,803.62	\$0.00
			1424	DANSVILLE - PHASE 2 UTILITIES	Completed	CDBG	\$178,353.16	\$178,353.16	\$0.00
			1436	DANSVILLE - PHASE 2 CONSTRUCTION	Completed	CDBG	\$400.00	\$400.00	\$0.00
		Project Total					\$228,556.78	\$228,556.78	\$0.00
	58	Rental Property Improvement	1218	CDBG - REHAB DELIVERY/PORTFOLIO MGMT	Completed	CDBG	\$6,825.15	\$6,825.15	\$0.00
			1237	CD01RPI - GRANESE - HOUSING PRESERVATION	Completed	CDBG	\$5,500.00	\$5,500.00	\$0.00
			1259	CD01RPI - GARCO - HOUSING PRESERVATION	Completed	CDBG	\$9,000.00	\$9,000.00	\$0.00
			1260	CD01RPI - GARCO - HOUSING PRESERVATION	Completed	CDBG	\$9,000.00	\$9,000.00	\$0.00
			1261	CD01RPI - CHIANG - HOUSING PRESERVATION	Completed	CDBG	\$9,000.00	\$9,000.00	\$0.00

U.S. Department of Housing and Urban Development
Office of Community Planning and Development
Integrated Disbursement and Information System
List of Activities By Program Year And Project
PINELLAS COUNTY,FL

DATE: 12-08-16
TIME: 12:51
PAGE: 38

Plan Year	IDIS Project	Project	IDIS Activity ID	Activity Name	Activity Status	Program	Funded Amount	Draw Amount	Balance
2001	58	Rental Property Improvement	1291	CD01RPI - DIXON - HOUSING PRESERVATION	Completed	CDBG	\$26,000.00	\$26,000.00	\$0.00
			1350	CD01RPI - BILLIAS - HOUSING PRESERVATION	Completed	CDBG	\$16,500.00	\$16,500.00	\$0.00
			1353	CD01RPI - DAY - HOUSING PRESERVATION	Completed	CDBG	\$9,000.00	\$9,000.00	\$0.00
			1369	CD01RPI - SHOOTING STAR - HOUSING PRES	Completed	CDBG	\$41,000.00	\$41,000.00	\$0.00
			1370	CD01RPI - POMPEO - HOUSING PRESERVATION	Completed	CDBG	\$9,000.00	\$9,000.00	\$0.00
			1403	CD01RPI - REEDER - HOUSING PRESERVATION	Completed	CDBG	\$4,500.00	\$4,500.00	\$0.00
			1407	CD01RPI - ENRIGHT - HOUSING PRESERVATION	Completed	CDBG	\$18,000.00	\$18,000.00	\$0.00
			1408	CD01RPI - NORLANDER - HOUSING PRESERVATI	Completed	CDBG	\$5,300.00	\$5,300.00	\$0.00
			1409	CD01RPI - SOMOGYI - HOUSING PRESERVATION	Completed	CDBG	\$32,000.00	\$32,000.00	\$0.00
			1410	CD01RPI - MCCABE - HOUSING PRESERVATION	Completed	CDBG	\$8,800.00	\$8,800.00	\$0.00
			1411	CD01RPI - NELSON - HOUSING PRESERVATION	Completed	CDBG	\$15,000.00	\$15,000.00	\$0.00
			1412	CD01RPI - ENRIGHT - HOUSING PRESERVATION	Completed	CDBG	\$6,500.00	\$6,500.00	\$0.00
		Project Total					\$230,925.15	\$230,925.15	\$0.00
	59	Downpayment Assistance Loans- TBCDC	1223	TBCDC - MORRIS - #5671	Completed	HOME	\$4,909.00	\$4,909.00	\$0.00
			1224	TBCDC - HOOVER - #5672	Completed	HOME	\$7,800.00	\$7,800.00	\$0.00
			1225	TBCDC - HOLDERBAUM - #5673	Completed	HOME	\$7,800.00	\$7,800.00	\$0.00
			1226	TBCDC - HOWELL - #5675	Completed	HOME	\$6,275.00	\$6,275.00	\$0.00
			1234	TBCDC - KELLEY - #5680	Completed	HOME	\$5,800.00	\$5,800.00	\$0.00
			1235	TBCDC - LANDAVERDE - #5679	Completed	HOME	\$7,800.00	\$7,800.00	\$0.00
			1239	TBCDC - SMITH - #5691	Completed	HOME	\$7,800.00	\$7,800.00	\$0.00
			1245	TBCDC - PATZELT - #5699	Completed	HOME	\$7,800.00	\$7,800.00	\$0.00
			1246	TBCDC - COCKLIN - #5701	Completed	HOME	\$5,800.00	\$5,800.00	\$0.00
			1247	TBCDC - CARDONA - #5702	Completed	HOME	\$7,800.00	\$7,800.00	\$0.00
			1277	TBCDC - RAMOS - #5710	Completed	HOME	\$7,800.00	\$7,800.00	\$0.00
			1278	TBCDC - CONNORS - #5711	Completed	HOME	\$5,500.00	\$5,500.00	\$0.00
			1279	TBCDC - BROOKS - #5712	Completed	HOME	\$7,800.00	\$7,800.00	\$0.00
			1281	TBCDC - LUZZI - #5715	Completed	HOME	\$7,800.00	\$7,800.00	\$0.00
			1282	TBCDC - GIBERSON - #5724	Completed	HOME	\$6,380.00	\$6,380.00	\$0.00
			1294	TBCDC - ZUECH - #5731	Completed	HOME	\$7,800.00	\$7,800.00	\$0.00
			1295	TBCDC - FAWLEY - #5732	Completed	HOME	\$7,800.00	\$7,800.00	\$0.00
			1296	TBCDC - DAILY - #5733	Completed	HOME	\$6,950.00	\$6,950.00	\$0.00
			1297	TBCDC - RASHTI - #5735	Completed	HOME	\$7,800.00	\$7,800.00	\$0.00
			1298	TBCDC - CAMERY - #5734	Completed	HOME	\$7,800.00	\$7,800.00	\$0.00
			1301	TBCDC - ROGERS - #5746	Completed	HOME	\$7,800.00	\$7,800.00	\$0.00
			1302	TBCDC - KANDOV - #5745	Completed	HOME	\$7,800.00	\$7,800.00	\$0.00
			1303	TBCDC - BRANNON - #5749	Completed	HOME	\$7,800.00	\$7,800.00	\$0.00
			1304	TBCDC - RAMOS - #5751	Completed	HOME	\$7,550.00	\$7,550.00	\$0.00
			1305	TBCDC - HERNANDEZ - #5752	Completed	HOME	\$7,000.00	\$7,000.00	\$0.00
			1306	TBCDC - CROWE - #5748	Completed	HOME	\$7,800.00	\$7,800.00	\$0.00

U.S. Department of Housing and Urban Development
Office of Community Planning and Development
Integrated Disbursement and Information System
List of Activities By Program Year And Project
PINELLAS COUNTY,FL

DATE: 12-08-16
TIME: 12:51
PAGE: 39

Plan Year	IDIS Project	Project	IDIS Activity ID	Activity Name	Activity Status	Program	Funded Amount	Draw Amount	Balance
2001	59	Downpayment Assistance Loans- TBCDC	1317	TBCDC - SIURU - #5780	Completed	HOME	\$6,350.00	\$6,350.00	\$0.00
			1318	TBCDC - TROTT - #5782	Completed	HOME	\$7,800.00	\$7,800.00	\$0.00
			1321	HM01PSDAL - KRENTZ - #5767	Completed	HOME	\$7,000.00	\$7,000.00	\$0.00
			1322	HM01PSDAL - SALANTINO - #5764	Completed	HOME	\$7,000.00	\$7,000.00	\$0.00
			1323	HM01PSDAL - DANIEL - #5766	Completed	HOME	\$7,000.00	\$7,000.00	\$0.00
			1324	HM01PSDAL - BUCKHANNON - #5765	Completed	HOME	\$7,000.00	\$7,000.00	\$0.00
			1325	HM01PSDAL - BROWN - #5760	Completed	HOME	\$7,000.00	\$7,000.00	\$0.00
			1326	HM01PSDAL - THOMAS - #5759	Completed	HOME	\$7,000.00	\$7,000.00	\$0.00
			1327	HM01PSDAL - GAYNOR - #5778	Completed	HOME	\$7,000.00	\$7,000.00	\$0.00
			1328	HM01PSDAL - LONAKER - #5777	Completed	HOME	\$7,000.00	\$7,000.00	\$0.00
			1329	HM01PSDAL - BROOKS - #5776	Completed	HOME	\$7,000.00	\$7,000.00	\$0.00
			1330	HM01PSDAL - YURISH - #5769	Completed	HOME	\$7,000.00	\$7,000.00	\$0.00
			1331	HM01PSDAL - DIFEO - #5772	Completed	HOME	\$7,000.00	\$7,000.00	\$0.00
			1332	HM01PSDAL - BOWEN - #5773	Completed	HOME	\$7,000.00	\$7,000.00	\$0.00
			1333	HM01PSDAL - SCHNABEL - #5757	Completed	HOME	\$7,000.00	\$7,000.00	\$0.00
			1334	HM01PSDAL - BRIDGEMAN - #5758	Completed	HOME	\$7,000.00	\$7,000.00	\$0.00
			1335	HM01PSDAL - CORNACCHIONE - #5728	Completed	HOME	\$7,000.00	\$7,000.00	\$0.00
			1336	HM01PSDAL - WEST - #5783	Completed	HOME	\$7,000.00	\$7,000.00	\$0.00
			1337	HM01PSDAL - SHUR - #5770	Completed	HOME	\$7,000.00	\$7,000.00	\$0.00
			1338	HM01PSDAL - STEINER - #5771	Completed	HOME	\$7,000.00	\$7,000.00	\$0.00
			1354	TBCDC - GRICE - #5796	Completed	HOME	\$7,800.00	\$7,800.00	\$0.00
			1355	TBCDC - BENJAMIN - #5797	Completed	HOME	\$7,800.00	\$7,800.00	\$0.00
			1356	TBCDC - BELANGER - #5798	Completed	HOME	\$7,800.00	\$7,800.00	\$0.00
			1357	TBCDC - MARKORIC - #5799	Completed	HOME	\$6,900.00	\$6,900.00	\$0.00
			1358	TBCDC - HARPER - #5800	Completed	HOME	\$7,800.00	\$7,800.00	\$0.00
			1359	TBCDC - MOSCO - #5801	Completed	HOME	\$5,525.00	\$5,525.00	\$0.00
			1360	TBCDC - SHERMAN - #5802	Completed	HOME	\$7,800.00	\$7,800.00	\$0.00
			1361	TBCDC - SUSSMAN - #5803	Completed	HOME	\$4,450.00	\$4,450.00	\$0.00
			1362	TBCDC - KLEMME - #5804	Completed	HOME	\$5,400.00	\$5,400.00	\$0.00
			1363	TBCDC - PROCTOR - #5805	Completed	HOME	\$3,500.00	\$3,500.00	\$0.00
			1364	TBCDC - MYERS - #5806	Completed	HOME	\$7,800.00	\$7,800.00	\$0.00
			1365	TBCDC - RISEN - #5812	Completed	HOME	\$7,000.00	\$7,000.00	\$0.00
			1366	TBCDC - HALILOVIC - #5813	Completed	HOME	\$7,800.00	\$7,800.00	\$0.00
			1367	TBCDC - WARREN - #5818	Completed	HOME	\$7,800.00	\$7,800.00	\$0.00
			1368	TBCDC - IKAZATO - #5819	Completed	HOME	\$7,800.00	\$7,800.00	\$0.00
			1373	TBCDC - MATHIS - #5827	Completed	HOME	\$7,800.00	\$7,800.00	\$0.00
			1374	TBCDC - MORALES-OJEDA - #5828	Completed	HOME	\$7,800.00	\$7,800.00	\$0.00
			1375	TBCDC - LAWRENCE - #5829	Completed	HOME	\$6,350.00	\$6,350.00	\$0.00
			1376	TBCDC - DIENNO - #5832	Completed	HOME	\$7,800.00	\$7,800.00	\$0.00

U.S. Department of Housing and Urban Development
Office of Community Planning and Development
Integrated Disbursement and Information System
List of Activities By Program Year And Project
PINELLAS COUNTY,FL

DATE: 12-08-16
TIME: 12:51
PAGE: 40

Plan Year	IDIS Project	Project	IDIS Activity ID	Activity Name	Activity Status	Program	Funded Amount	Draw Amount	Balance
2001	59	Downpayment Assistance Loans- TBCDC	1377	TBCDC - GOMEZ - #5833	Completed	HOME	\$7,800.00	\$7,800.00	\$0.00
			1378	TBCDC - HERNANDEZ - #5824	Completed	HOME	\$7,650.00	\$7,650.00	\$0.00
			1385	TBCDC - HOWK - #5830	Completed	HOME	\$7,800.00	\$7,800.00	\$0.00
			1386	TBCDC - JONES - #5831	Completed	HOME	\$7,800.00	\$7,800.00	\$0.00
			1387	TBCDC - WILLIAMS - #5837	Completed	HOME	\$7,200.00	\$7,200.00	\$0.00
			1388	TBCDC - SMITH - #5838	Completed	HOME	\$7,800.00	\$7,800.00	\$0.00
			1389	TBCDC - RODRIGUEZ - #5842	Completed	HOME	\$7,800.00	\$7,800.00	\$0.00
			1390	TBCDC - DERUVO - #5840	Completed	HOME	\$7,800.00	\$7,800.00	\$0.00
			1391	TBCDC - SYERS - #5841	Completed	HOME	\$6,900.00	\$6,900.00	\$0.00
			Project Total				\$530,189.00	\$530,189.00	\$0.00
	62	Lealman Central	1343	CD01LMCU - LEALMAN CENTRAL CLEAN UP	Completed	CDBG	\$2,241.47	\$2,241.47	\$0.00
			1568	LEALMAN CENTRAL STREET LIGHTS	Completed	CDBG	\$17,567.99	\$17,567.99	\$0.00
			Project Total				\$19,809.46	\$19,809.46	\$0.00
	63	City Facilities and Improvements	1232	CD01CFIPP - PINELLAS PARK - STREETSCAPE	Completed	CDBG	\$100,000.00	\$100,000.00	\$0.00
			1286	CD01CFIGP - GULFPORT COMMUNITY CENTER	Canceled	CDBG	\$0.00	\$0.00	\$0.00
			1287	CD01CFIMB - MADERA BEACH - STREETSCAPE	Completed	CDBG	\$100,000.00	\$100,000.00	\$0.00
			1288	CD01CFIMLK - TARPON SPRINGS -STREETSCAPE	Completed	CDBG	\$400,000.00	\$400,000.00	\$0.00
			1289	CD01CFISH - SAFETY HARBOR - STREETSCAPE	Completed	CDBG	\$50,000.00	\$50,000.00	\$0.00
			1383	CD01PEMHS - 11254 58TH ST NORTH	Completed	CDBG	\$25,000.00	\$25,000.00	\$0.00
			Project Total				\$675,000.00	\$675,000.00	\$0.00
	64	Demolitin and Clearance	1228	DEMO - 451 EAST OAKWOOD	Completed	CDBG	\$3,679.90	\$3,679.90	\$0.00
			1229	DEMO - 438 EAST OAKWOOD	Completed	CDBG	\$2,727.92	\$2,727.92	\$0.00
			1243	DEMO - 518 E OAKWOOD	Completed	CDBG	\$6,869.70	\$6,869.70	\$0.00
			1250	DEMO - 315 S. SAFFORD	Completed	CDBG	\$5,000.00	\$5,000.00	\$0.00
			1256	DEMO - 15349 WINDTREE DRIVE	Completed	CDBG	\$4,724.02	\$4,724.02	\$0.00
			1257	DEMO - 440 LINCOLN AVENUE	Completed	CDBG	\$4,815.19	\$4,815.19	\$0.00
			1258	DEMO - 409 EAST OAKWOOD STREET	Completed	CDBG	\$5,000.00	\$5,000.00	\$0.00
			1263	DEMO - 17750 GULF BOULEVARD	Completed	CDBG	\$5,000.00	\$5,000.00	\$0.00
			1264	DEMO - 108 178TH AVE #A & B	Completed	CDBG	\$5,000.00	\$5,000.00	\$0.00
			1265	DEMO - 3105 54TH AVE. NO.	Completed	CDBG	\$4,561.81	\$4,561.81	\$0.00
			1266	DEMO - 15023 WILLOW WAY	Completed	CDBG	\$5,000.00	\$5,000.00	\$0.00
			1267	DEMO - 400 SOUTH LEVIS AVENUE	Completed	CDBG	\$4,953.00	\$4,953.00	\$0.00
			1268	DEMO - 424 LINCOLN AVENUE	Completed	CDBG	\$2,948.00	\$2,948.00	\$0.00
			1269	DEMO - 500 E. HARRISON STREET	Completed	CDBG	\$4,245.85	\$4,245.85	\$0.00
			1270	DEMO - 5838 31ST STREET NORTH	Completed	CDBG	\$2,352.57	\$2,352.57	\$0.00
			1271	DEMO - 111 W. LIME STREET	Completed	CDBG	\$4,964.00	\$4,964.00	\$0.00
			1272	DEMO - OAKWOOD ST./SAFFORD AVENUE	Completed	CDBG	\$3,840.00	\$3,840.00	\$0.00
			1273	DEMO - MLK BLVD/GROSSE AVE	Completed	CDBG	\$4,455.00	\$4,455.00	\$0.00
			1307	DEMO - 512 E. MARTIN LUTHER KING	Completed	CDBG	\$2,900.00	\$2,900.00	\$0.00

U.S. Department of Housing and Urban Development
Office of Community Planning and Development
Integrated Disbursement and Information System
List of Activities By Program Year And Project
PINELLAS COUNTY,FL

DATE: 12-08-16
TIME: 12:51
PAGE: 41

Plan Year	IDIS Project	Project	IDIS Activity ID	Activity Name	Activity Status	Program	Funded Amount	Draw Amount	Balance
2001	64	Demolitin and Clearance	1308	DEMO - 519 E. MARTIN LUTHER KING	Completed	CDBG	\$4,454.59	\$4,454.59	\$0.00
			1309	DEMO - 611 E. MARTIN LUTHER KING	Completed	CDBG	\$2,800.00	\$2,800.00	\$0.00
			1310	DEMO - 500 E. MARTIN LUTHER KING	Completed	CDBG	\$2,300.00	\$2,300.00	\$0.00
			1311	DEMO - LIME, SAFFORD, OAKWOOD LOTS	Completed	CDBG	\$9,330.00	\$9,330.00	\$0.00
			1316	DEMO - 3418 58TH AVENUE NORTH	Completed	CDBG	\$4,209.28	\$4,209.28	\$0.00
			1342	DEMO - 501 FRANCES STREET	Completed	CDBG	\$3,245.26	\$3,245.26	\$0.00
			1345	DEMO - 3921 41ST AVENUE NORTH	Completed	CDBG	\$1,975.96	\$1,975.96	\$0.00
			1349	DEMO - 12588 132ND AVE N	Completed	CDBG	\$6,853.82	\$6,853.82	\$0.00
			1372	DEMO - 12924 JACKSON STREET	Completed	CDBG	\$8,503.96	\$8,503.96	\$0.00
			1380	DEMO - 5 LOTS - UNION ACADEMY	Completed	CDBG	\$5,776.00	\$5,776.00	\$0.00
			1384	DEMO - 19305 GULF BLVD	Completed	CDBG	\$3,107.34	\$3,107.34	\$0.00
			1402	DEMO - 5851 PARK BLVD	Completed	CDBG	\$5,000.00	\$5,000.00	\$0.00
			1416	DEMO - 425 S SAFFORD AVENUE	Completed	CDBG	\$4,852.78	\$4,852.78	\$0.00
			1417	DEMO - 415 EAST MORGAN STREET	Completed	CDBG	\$5,511.75	\$5,511.75	\$0.00
			1418	DEMO - 525 E MARTIN LUTHER KING DR	Completed	CDBG	\$5,573.68	\$5,573.68	\$0.00
			1419	DEMO - 15297 WIND TREE	Completed	CDBG	\$4,999.95	\$4,999.95	\$0.00
			1420	DEMO - 5909 & 5915 PARK BLVD	Completed	CDBG	\$4,999.80	\$4,999.80	\$0.00
			1421	DEMO - 5755/45 75TH TERRACE	Completed	CDBG	\$2,330.03	\$2,330.03	\$0.00
			1422	DEMO - 409 EAST BOYER STREET	Completed	CDBG	\$5,560.04	\$5,560.04	\$0.00
			1423	DEMO - 17 LOCATIONS IN UNION ACADEMY	Completed	CDBG	\$14,365.00	\$14,365.00	\$0.00
			1426	DEMO - 4501 40TH STREET NORTH	Completed	CDBG	\$2,336.14	\$2,336.14	\$0.00
			1427	DEMO - 524 SOUTH GROSSE	Completed	CDBG	\$4,999.91	\$4,999.91	\$0.00
			1428	DEMO - 520 S GROSSE AVENUE	Completed	CDBG	\$4,999.82	\$4,999.82	\$0.00
			1448	DEMO - 528 E OAKWOOD STREET	Completed	CDBG	\$4,409.51	\$4,409.51	\$0.00
			1449	DEMO - 805 MAIN STREET	Completed	CDBG	\$4,629.76	\$4,629.76	\$0.00
			1450	DEMO - 423 E LEMON STREET	Completed	CDBG	\$4,633.63	\$4,633.63	\$0.00
			1451	DEMO - 115 RING AVENUE	Completed	CDBG	\$3,882.00	\$3,882.00	\$0.00
		Project Total					\$218,676.97	\$218,676.97	\$0.00
	65	Commercial Rehabilitation	1248	CD01CFP01 - 545 MAIN ST	Completed	CDBG	\$1,691.00	\$1,691.00	\$0.00
			1352	CD01CFP02 - 301 MAIN STREET	Completed	CDBG	\$1,002.49	\$1,002.49	\$0.00
			1371	CD01CFP05 - 6263 PARK BLVD	Completed	CDBG	\$3,000.00	\$3,000.00	\$0.00
			1399	CD01CFP04 - 413 SKINNER BLVD	Completed	CDBG	\$5,000.00	\$5,000.00	\$0.00
			1401	CD01CFP08 - 1409 PALM HARBOR MAIN ST	Completed	CDBG	\$3,582.50	\$3,582.50	\$0.00
			1415	CD01CFP10 - OAK TRAIL BOOKS	Completed	CDBG	\$7,000.00	\$7,000.00	\$0.00
			1445	CD01CFP06 - BONAPPETIT	Completed	CDBG	\$681.10	\$681.10	\$0.00
			1454	CD01CFP07 - MEASE MANOR	Completed	CDBG	\$2,000.00	\$2,000.00	\$0.00
			1571	CD01CFP09 - OLIVIA'S DUNEDIN CAFE	Completed	CDBG	\$4,850.00	\$4,850.00	\$0.00
		Project Total					\$28,807.09	\$28,807.09	\$0.00
	66	Public Services	1230	COMMUNITY SERVICE FOUNDATION	Completed	CDBG	\$25,000.00	\$25,000.00	\$0.00

U.S. Department of Housing and Urban Development
Office of Community Planning and Development
Integrated Disbursement and Information System
List of Activities By Program Year And Project
PINELLAS COUNTY,FL

DATE: 12-08-16
TIME: 12:51
PAGE: 42

Plan Year	IDIS Project	Project	IDIS Activity ID	Activity Name	Activity Status	Program	Funded Amount	Draw Amount	Balance
2001	66	Public Services	1274	POC - CHORE SERVICES	Completed	CDBG	\$20,000.00	\$20,000.00	\$0.00
			1414	SENIOR RESOURCE DIRECTORY	Completed	CDBG	\$7,000.00	\$7,000.00	\$0.00
		Project Total					\$52,000.00	\$52,000.00	\$0.00
	67	KIMBERLY HOME SHELTER - 01	1253	KIMBERLY HOME, INC	Completed	ESG	\$6,000.00	\$6,000.00	\$0.00
		Project Total					\$6,000.00	\$6,000.00	\$0.00
	69	ADMINISTRATION	1212	CDBG ADMINISTRATION - 01/02	Completed	CDBG	\$784,511.97	\$784,511.97	\$0.00
			1213	ESG ADMINISTRATION - 01/02	Completed	ESG	\$6,400.00	\$6,400.00	\$0.00
			1214	HOME ADMINISTRATION - 01/02	Completed	HOME	\$185,449.14	\$185,449.14	\$0.00
			1217	CDBG-CONTRACT SVC-MISC PORTFOLIO SVC FEE	Completed	CDBG	\$10,163.62	\$10,163.62	\$0.00
			1221	HMPFEE	Completed	HOME	\$21,127.57	\$21,127.57	\$0.00
			1244	HOME - LARGO ADMINISTRATION - 01/02	Completed	HOME	\$2,640.21	\$2,640.21	\$0.00
			1292	CD01LMNL - LEALMAN FAMILY CENTER	Canceled	CDBG	\$0.00	\$0.00	\$0.00
			1293	CD01CONSUL - LEALMAN FIRE STATION	Canceled	CDBG	\$0.00	\$0.00	\$0.00
		Project Total					\$1,010,292.51	\$1,010,292.51	\$0.00
	70	Rental Housing Development	1339	HM01RHD - CHAF - #5786	Completed	HOME	\$83,358.94	\$83,358.94	\$0.00
			1405	HM01RHD - CHAF - #5866	Completed	HOME	\$189,315.64	\$189,315.64	\$0.00
			1413	HM01RHD - HERITAGE PRESBYTERIAN APTS	Completed	HOME	\$618,400.00	\$618,400.00	\$0.00
		Project Total					\$891,074.58	\$891,074.58	\$0.00
	71	Disabled Home Buyer Program- Abilities	1222	HM01ABIL - JORDA - #2966	Completed	HOME	\$12,925.00	\$12,925.00	\$0.00
			1290	HM01ABIL - MILLAN - #5729	Completed	HOME	\$34,950.00	\$34,950.00	\$0.00
			1300	HM01ABIL - ROSENTHAL - #5744	Completed	HOME	\$40,000.00	\$40,000.00	\$0.00
			1312	HM01ABIL - TAGGART - #5763	Completed	HOME	\$42,500.00	\$42,500.00	\$0.00
			1379	HM01ABIL02 - URBAN - #5825	Completed	HOME	\$24,747.05	\$24,747.05	\$0.00
			1400	HFI - WOLFF - #5852	Completed	HOME	\$26,034.05	\$26,034.05	\$0.00
			1437	HFI - SORENSON - #5918	Completed	HOME	\$28,259.30	\$28,259.30	\$0.00
			1465	HFI - WALTERS - #5941	Completed	HOME	\$28,769.80	\$28,769.80	\$0.00
			1562	HFI - PEACOCK - #6058	Completed	HOME	\$27,236.91	\$27,236.91	\$0.00
			1572	HFI - TALBERT - #6128	Completed	HOME	\$33,333.15	\$33,333.15	\$0.00
		Project Total					\$298,755.26	\$298,755.26	\$0.00
	72	Disabled Home Buyer Progem- Boley	1280	HM01BOLEY- ADAMS - #5704	Completed	HOME	\$40,000.00	\$40,000.00	\$0.00
		Project Total					\$40,000.00	\$40,000.00	\$0.00
	73	Largo Single Family Rehab	1344	LARGO - BOLICK - #5720	Completed	HOME	\$17,703.30	\$17,703.30	\$0.00
			1406	LARGO - MCWHORTER - #5781	Completed	HOME	\$60,498.03	\$60,498.03	\$0.00
		Project Total					\$78,201.33	\$78,201.33	\$0.00
	74	Largo Home Buyer Assistance	1236	LARGO - PFEIFFER - #5686	Completed	HOME	\$7,800.00	\$7,800.00	\$0.00
			1283	LARGO - HOLLEY - #5721	Completed	HOME	\$10,490.00	\$10,490.00	\$0.00
			1284	LARGO - ANDERSON - #5722	Completed	HOME	\$10,525.00	\$10,525.00	\$0.00
			1285	LARGO - CORONA-FLORES - #5723	Completed	HOME	\$10,000.00	\$10,000.00	\$0.00

U.S. Department of Housing and Urban Development
Office of Community Planning and Development
Integrated Disbursement and Information System
List of Activities By Program Year And Project
PINELLAS COUNTY,FL

DATE: 12-08-16
TIME: 12:51
PAGE: 43

Plan Year	IDIS Project	Project	IDIS Activity ID	Activity Name	Activity Status	Program	Funded Amount	Draw Amount	Balance
2001	74	Largo Home Buyer Assistance	1340	LARGO - INFINGER - #5774	Completed	HOME	\$10,800.00	\$10,800.00	\$0.00
			1341	LARGO - MCBRIDE - #5775	Completed	HOME	\$10,800.00	\$10,800.00	\$0.00
			1392	LARGO - QUINN - #5843	Completed	HOME	\$10,800.00	\$10,800.00	\$0.00
			1393	LARGO - MCBRIDE - #5844	Completed	HOME	\$10,800.00	\$10,800.00	\$0.00
			1394	LARGO - RYLAND - #5845	Completed	HOME	\$7,800.00	\$7,800.00	\$0.00
			1395	LARGO - O'CONNOR - #5846	Completed	HOME	\$10,800.00	\$10,800.00	\$0.00
			1396	LARGO - ECKERMAN-ST. TROIX - #5847	Completed	HOME	\$7,800.00	\$7,800.00	\$0.00
			1397	LARGO - STAGGS/CABRERA - #5848	Completed	HOME	\$10,300.00	\$10,300.00	\$0.00
			1429	LARGO - DENEYCHUK - #5898	Completed	HOME	\$14,800.00	\$14,800.00	\$0.00
			1430	LARGO - WATERS - #5899	Completed	HOME	\$10,800.00	\$10,800.00	\$0.00
			1431	LARGO - SCHUMAKER - #5900	Completed	HOME	\$10,800.00	\$10,800.00	\$0.00
			1432	LARGO - CROSS - #5901	Completed	HOME	\$8,764.00	\$8,764.00	\$0.00
			1433	LARGO - RIDEOUT/DEWITT - #5902	Completed	HOME	\$10,000.00	\$10,000.00	\$0.00
			1434	LARGO - PUSATERI - #5903	Completed	HOME	\$7,568.00	\$7,568.00	\$0.00
		Project Total					\$181,447.00	\$181,447.00	\$0.00
	75	MENTAL HEALTH SCREENING - 01	1252	SUNCOAST CENTER FOR COMM MENTAL HEALTH	Completed	ESG	\$19,200.00	\$19,200.00	\$0.00
		Project Total					\$19,200.00	\$19,200.00	\$0.00
	76	RCS GRACE HOUSE - 01	1254	RELIGIOUS COMMUNITY SERVICES, INC.	Completed	ESG	\$32,380.00	\$32,380.00	\$0.00
		Project Total					\$32,380.00	\$32,380.00	\$0.00
	77	TURNING POINT	1240	TURNING POINT	Completed	CDBG	\$50,000.00	\$50,000.00	\$0.00
		Project Total					\$50,000.00	\$50,000.00	\$0.00
	78	CRIMINAL JUSTICE OUTREACH - 01	1251	MUSTARD SEED CRIMINAL JUSTICE OUTREACH	Completed	ESG	\$19,200.00	\$19,200.00	\$0.00
		Project Total					\$19,200.00	\$19,200.00	\$0.00
	79	FAMILY RESOURCES YOUTH SHELTER - 01	1238	FAMILY RESOURCES, INC	Completed	ESG	\$19,820.00	\$19,820.00	\$0.00
		Project Total					\$19,820.00	\$19,820.00	\$0.00
	81	INDEPENDENT LIVING PROGRAM	1219	ILP CASIL - CARING AND SHARING	Completed	CDBG	\$10,441.55	\$10,441.55	\$0.00
			1381	ILP CASIL - FITIPALDI - #5823	Completed	CDBG	\$2,550.00	\$2,550.00	\$0.00
			1398	ILP CASIL - ZEBRICK - #5836	Completed	CDBG	\$2,700.00	\$2,700.00	\$0.00
			1404	ILPCASIL - GAMACHE - #5865	Completed	CDBG	\$2,550.85	\$2,550.85	\$0.00
		Project Total					\$18,242.40	\$18,242.40	\$0.00
	Program Total					CDBG	\$2,316,693.44	\$2,316,693.44	\$0.00
						ESG	\$103,000.00	\$103,000.00	\$0.00
						HOME	\$2,228,884.09	\$2,228,884.09	\$0.00
	2001 Total						\$4,648,577.53	\$4,648,577.53	\$0.00
2002	1	Multi-Family Rehabilitation	1441	HM02RHD - CONTEMPORARY HOUSING DEVELOPMT	Completed	HOME	\$1,178,062.78	\$1,178,062.78	\$0.00
			1461	HM02RHD - TRINITY HOUSE	Completed	HOME	\$21,418.55	\$21,418.55	\$0.00
			1573	HM02RHD - FRIENDS OF THE DEAF SVC CENTER	Completed	HOME	\$90,000.00	\$90,000.00	\$0.00

U.S. Department of Housing and Urban Development
Office of Community Planning and Development
Integrated Disbursement and Information System
List of Activities By Program Year And Project
PINELLAS COUNTY,FL

DATE: 12-08-16
TIME: 12:51
PAGE: 44

Plan Year	IDIS Project	Project	IDIS Activity ID	Activity Name	Activity Status	Program	Funded Amount	Draw Amount	Balance
2002	1	Multi-Family Rehabilitation	1578	ILP - TABERY - #6084	Canceled	HOME	\$0.00	\$0.00	\$0.00
			1595	RPI - HABER - #5994	Completed	CDBG	\$45,500.00	\$45,500.00	\$0.00
			1596	RPI - CURLEY - #6011	Completed	CDBG	\$9,000.00	\$9,000.00	\$0.00
		Project Total					\$1,343,981.33	\$1,343,981.33	\$0.00
	2	Single Family Rehabilitation	1509	ILP - KOPACKI - #5995	Completed	HOME	\$2,750.00	\$2,750.00	\$0.00
			1558	ILP - SLUSSER - #6021	Completed	HOME	\$2,750.00	\$2,750.00	\$0.00
			1563	ILP - JOHNSON - #6055	Completed	HOME	\$2,750.00	\$2,750.00	\$0.00
			1570	ILP - TUCKER - #6065	Completed	HOME	\$2,750.00	\$2,750.00	\$0.00
			1579	ILP - TABERY	Completed	HOME	\$2,750.00	\$2,750.00	\$0.00
			1586	ILP - ROVAZZI - 5967	Completed	CDBG	\$2,750.00	\$2,750.00	\$0.00
			1607	HM02SFR	Completed	HOME	\$2,750.00	\$2,750.00	\$0.00
			1611	HM02SFR	Completed	HOME	\$2,750.00	\$2,750.00	\$0.00
			1612	HM02SFR	Completed	HOME	\$2,750.00	\$2,750.00	\$0.00
			1623	SINGLE FAMILY REHAB	Completed	HOME	\$21,817.90	\$21,817.90	\$0.00
			1635	LHBA - PRECOURT - #6034	Completed	HOME	\$31,635.08	\$31,635.08	\$0.00
		Project Total					\$78,202.98	\$78,202.98	\$0.00
	3	Housing Opportunities	1462	TBCDC - FALCONER - #5937	Completed	HOME	\$5,300.00	\$5,300.00	\$0.00
			1463	TBCDC - RODRIGUEZ - #5938	Completed	HOME	\$7,800.00	\$7,800.00	\$0.00
			1464	TBCDC - JOHNSON - #5945	Completed	HOME	\$7,800.00	\$7,800.00	\$0.00
			1466	HM02PSDA - LEWIS - #5939	Completed	HOME	\$7,071.00	\$7,071.00	\$0.00
			1486	TBCDC - BARRIOS - #5950	Completed	HOME	\$4,600.00	\$4,600.00	\$0.00
			1487	TBCDC - GOGINSKY - #5951	Completed	HOME	\$7,800.00	\$7,800.00	\$0.00
			1488	TBCDC - KROL - #5952	Completed	HOME	\$5,590.00	\$5,590.00	\$0.00
			1489	TBCDC - WILSON - #5953	Completed	HOME	\$7,250.00	\$7,250.00	\$0.00
			1490	TBCDC - CRUZ - #5954	Completed	HOME	\$7,800.00	\$7,800.00	\$0.00
			1491	TBCDC - GUERRERO - #5955	Completed	HOME	\$7,800.00	\$7,800.00	\$0.00
			1492	TBCDC - RUSSELL - #5956	Completed	HOME	\$7,400.00	\$7,400.00	\$0.00
			1493	TBCDC = RAMCHARITAR - #5957	Completed	HOME	\$7,800.00	\$7,800.00	\$0.00
			1494	TBCDC - BROWN - #5970	Completed	HOME	\$6,480.00	\$6,480.00	\$0.00
			1495	TBCDC - PITZ/PUPO - #5971	Completed	HOME	\$7,800.00	\$7,800.00	\$0.00
			1496	TBCDC - COLON - #5972	Completed	HOME	\$7,800.00	\$7,800.00	\$0.00
			1497	TBCDC - BELL - #5978	Completed	HOME	\$7,800.00	\$7,800.00	\$0.00
			1498	TBCDC - STEPHENS - #5979	Completed	HOME	\$7,800.00	\$7,800.00	\$0.00
			1499	TBCDC - CRUZ - #5980	Completed	HOME	\$7,800.00	\$7,800.00	\$0.00
			1500	TBCDC - CHESIS - #5981	Completed	HOME	\$7,800.00	\$7,800.00	\$0.00
			1501	TBCDC - TIMMONS - #5982	Completed	HOME	\$7,800.00	\$7,800.00	\$0.00
			1515	LARGO - BIDLOW - #5991	Completed	HOME	\$10,000.00	\$10,000.00	\$0.00
			1516	TBCDC - HUTCHINSON - #5997	Completed	HOME	\$7,380.00	\$7,380.00	\$0.00
			1517	TBCDC - TAYLOR - #5998	Completed	HOME	\$7,800.00	\$7,800.00	\$0.00

U.S. Department of Housing and Urban Development
Office of Community Planning and Development
Integrated Disbursement and Information System
List of Activities By Program Year And Project
PINELLAS COUNTY,FL

DATE: 12-08-16
TIME: 12:51
PAGE: 45

Plan Year	IDIS Project	Project	IDIS Activity ID	Activity Name	Activity Status	Program	Funded Amount	Draw Amount	Balance
2002	3	Housing Opportunities	1518	TBCDC - SPALLER - #6012	Completed	HOME	\$7,800.00	\$7,800.00	\$0.00
			1519	TBCDC - ROQUEMORE - #6013	Completed	HOME	\$7,800.00	\$7,800.00	\$0.00
			1520	TBCDC - PAPPAS - #6014	Completed	HOME	\$6,500.00	\$6,500.00	\$0.00
			1521	TBCDC - RUSSO - #6015	Completed	HOME	\$7,800.00	\$7,800.00	\$0.00
			1522	TBCDC - ALONSO - #6016	Completed	HOME	\$7,800.00	\$7,800.00	\$0.00
			1523	LARGO - NOVOTNY - #5985	Completed	HOME	\$9,100.00	\$9,100.00	\$0.00
			1524	LARGO - MCCAFFERY - #5986	Completed	HOME	\$7,800.00	\$7,800.00	\$0.00
			1525	LARGO - MCBRIDE - #5987	Completed	HOME	\$10,000.00	\$10,000.00	\$0.00
			1526	LARGO - PRICE - #5988	Completed	HOME	\$9,537.00	\$9,537.00	\$0.00
			1527	LARGO - CRIBBS - #5989	Completed	HOME	\$10,000.00	\$10,000.00	\$0.00
			1528	LARGO - MESSINA - #5990	Completed	HOME	\$6,795.00	\$6,795.00	\$0.00
			1536	TBCDC - REYNOLDS - #6027	Completed	HOME	\$7,800.00	\$7,800.00	\$0.00
			1537	TBCDC - JOHNSON - #6028	Completed	HOME	\$6,060.00	\$6,060.00	\$0.00
			1538	TBCDC - STIDHAM - #6036	Completed	HOME	\$6,110.00	\$6,110.00	\$0.00
			1539	TBCDC - SLOAN - #6038	Completed	HOME	\$4,995.00	\$4,995.00	\$0.00
			1540	TBCDC - NAUE - #6039	Completed	HOME	\$7,480.00	\$7,480.00	\$0.00
			1541	TBCDC - BOATEMAH-BONSU - #6040	Completed	HOME	\$7,100.00	\$7,100.00	\$0.00
			1542	LARGO - HAVRON - #5963	Completed	HOME	\$27,699.86	\$27,699.86	\$0.00
			1543	TBCDC - SLOCUM - #6050	Completed	HOME	\$7,800.00	\$7,800.00	\$0.00
			1544	TBCDC - PITZ - #6051	Completed	HOME	\$7,800.00	\$7,800.00	\$0.00
			1545	TBCDC - HOUCK - #6052	Completed	HOME	\$7,800.00	\$7,800.00	\$0.00
			1546	TBCDC - FERRELL - #6053	Completed	HOME	\$7,800.00	\$7,800.00	\$0.00
			1559	LARGO - SPRINGER - #5943	Completed	HOME	\$62,503.70	\$62,503.70	\$0.00
			1560	LARGO - SOMKOVIC - #5944	Completed	HOME	\$60,355.65	\$60,355.65	\$0.00
			1561	TBCDC - OSORIO - #6059	Completed	HOME	\$7,800.00	\$7,800.00	\$0.00
			1575	TBCDC - GANN - #6062	Completed	HOME	\$7,375.00	\$7,375.00	\$0.00
			1576	TBCDC - ATKINSON - #6054	Completed	HOME	\$7,800.00	\$7,800.00	\$0.00
			1577	TBCDC - SEXTON - #6085	Completed	HOME	\$7,490.00	\$7,490.00	\$0.00
			1600	HM02LHBA	Completed	HOME	\$10,800.00	\$10,800.00	\$0.00
			1601	HM02LHBA	Completed	HOME	\$6,210.00	\$6,210.00	\$0.00
			1602	HM02DAL	Completed	HOME	\$7,800.00	\$7,800.00	\$0.00
			1603	HM02DAL	Completed	HOME	\$7,570.00	\$7,570.00	\$0.00
			1604	HM02DAL #6096	Completed	HOME	\$7,800.00	\$7,800.00	\$0.00
			1605	HM02DAL	Completed	HOME	\$7,800.00	\$7,800.00	\$0.00
			1606	HM02LSFR	Completed	HOME	\$53,738.00	\$53,738.00	\$0.00
			1608	HM02DAL	Completed	HOME	\$7,800.00	\$7,800.00	\$0.00
			1609	HM02DAL	Completed	HOME	\$7,800.00	\$7,800.00	\$0.00
			1610	HM02DAL	Completed	HOME	\$6,575.00	\$6,575.00	\$0.00
			1613	DOWN PAYMENT ASSISTANCE	Completed	HOME	\$7,800.00	\$7,800.00	\$0.00

U.S. Department of Housing and Urban Development
Office of Community Planning and Development
Integrated Disbursement and Information System
List of Activities By Program Year And Project
PINELLAS COUNTY,FL

DATE: 12-08-16
TIME: 12:51
PAGE: 46

Plan Year	IDIS Project	Project	IDIS Activity ID	Activity Name	Activity Status	Program	Funded Amount	Draw Amount	Balance
2002	3	Housing Opportunities	1624	TBCDC - WRONA - #6068	Completed	HOME	\$6,100.00	\$6,100.00	\$0.00
			1625	DAL - BANVILLE - #5999	Completed	HOME	\$6,420.00	\$6,420.00	\$0.00
			1626	DAL - JIRAN - #6117	Completed	HOME	\$7,800.00	\$7,800.00	\$0.00
			1627	DAL - CRABTREE - #6111	Completed	HOME	\$6,735.00	\$6,735.00	\$0.00
			1628	DAL - HIAS - #6123	Completed	HOME	\$7,800.00	\$7,800.00	\$0.00
			1629	DAL - REARDON - #6121	Completed	HOME	\$7,800.00	\$7,800.00	\$0.00
			1630	DAL - RIVERA - #6124	Completed	HOME	\$7,800.00	\$7,800.00	\$0.00
			1631	DAL - SANFORD - #6122	Completed	HOME	\$7,800.00	\$7,800.00	\$0.00
			1632	DAL - WATSON - #6112	Completed	HOME	\$7,800.00	\$7,800.00	\$0.00
			1633	DAL - HINKLE - #6118	Completed	HOME	\$10,000.00	\$10,000.00	\$0.00
			1634	LDAL - MCCLOUD - #6119	Completed	HOME	\$10,800.00	\$10,800.00	\$0.00
			1636	DAL - CUBBAGE - #6129	Completed	HOME	\$7,800.00	\$7,800.00	\$0.00
			1637	DAL - AMATO - #6136	Completed	HOME	\$7,800.00	\$7,800.00	\$0.00
			1638	DAL - CHAMBERLIN - #6133	Completed	HOME	\$4,200.00	\$4,200.00	\$0.00
			1639	DAL - MERLINO - #6141	Completed	HOME	\$7,800.00	\$7,800.00	\$0.00
			1640	DAL - RUFFNER - #6140	Completed	HOME	\$2,380.00	\$2,380.00	\$0.00
			1773	FC-01	Completed	HOME	\$68,734.47	\$68,734.47	\$0.00
			1786	FC-02	Completed	HOME	\$1,959.33	\$1,959.33	\$0.00
		Project Total					\$832,194.01	\$832,194.01	\$0.00
	4	Housing Provision	1442	CD02RPI - LEAMAN - HOUSING PRESERVATION	Completed	CDBG	\$4,400.00	\$4,400.00	\$0.00
			1458	CD02RPI - VAUGHAN - HOUSING PRESERVATION	Completed	CDBG	\$8,400.00	\$8,400.00	\$0.00
			1459	CD02RPI - MCCABE - HOUSING PRESERVATION	Completed	CDBG	\$6,200.00	\$6,200.00	\$0.00
			1471	CD02RPI - GANTT - HOUSING PRESERVATION	Completed	CDBG	\$4,000.00	\$4,000.00	\$0.00
			1472	CD02RPI - BRAZEN - HOUSING PRESERVATION	Completed	CDBG	\$9,500.00	\$9,500.00	\$0.00
			1479	CD02RPI - PAVENT - HOUSING PRESERVATION	Completed	CDBG	\$15,213.30	\$15,213.30	\$0.00
			1502	CD02RPI - BRAZEN - HOUSING PRESERVATION	Completed	CDBG	\$11,000.00	\$11,000.00	\$0.00
			1503	CD02RPI - DIXON - HOUSING PRESERVATION	Completed	CDBG	\$18,000.00	\$18,000.00	\$0.00
			1504	CD02RPI - NUYTEN - HOUSING PRESERVATION	Completed	CDBG	\$4,600.00	\$4,600.00	\$0.00
			1505	CD02RPI - NUYTEN - HOUSING PRESERVATION	Completed	CDBG	\$4,600.00	\$4,600.00	\$0.00
			1533	CD02RPI - GALLOWAY -HOUSING PRESERVATION	Completed	CDBG	\$20,000.00	\$20,000.00	\$0.00
			1547	CD02RPI - NUYTEN - HOUSING PRESERVATION	Completed	CDBG	\$5,900.00	\$5,900.00	\$0.00
			1548	CD02RPI - NUYTEN - HOUSING PRESERVATION	Completed	CDBG	\$4,400.00	\$4,400.00	\$0.00
			1549	CD02RPI - NUYTEN - HOUSING PRESERVATION	Completed	CDBG	\$6,000.00	\$6,000.00	\$0.00
			1550	CD02RPI - DIXON - HOUSING PRESERVATION	Completed	CDBG	\$18,000.00	\$18,000.00	\$0.00
			1551	CD02RPI - PETERSON- HOUSING PRESERVATION	Completed	CDBG	\$18,000.00	\$18,000.00	\$0.00
			1552	CD02RPI - PETERSON- HOUSING PRESERVATION	Completed	CDBG	\$18,000.00	\$18,000.00	\$0.00
			1553	CD02RPI - HAZLITT - HOUSING PRESERVATION	Completed	CDBG	\$24,500.00	\$24,500.00	\$0.00
			1564	CD02RPI - BRAZEN - HOUSING PRESERVATION	Completed	CDBG	\$8,950.00	\$8,950.00	\$0.00
			1565	CD02RPI - NUYTEN - HOUSING PRESERVATION	Completed	CDBG	\$9,000.00	\$9,000.00	\$0.00

U.S. Department of Housing and Urban Development
Office of Community Planning and Development
Integrated Disbursement and Information System
List of Activities By Program Year And Project
PINELLAS COUNTY,FL

DATE: 12-08-16
TIME: 12:51
PAGE: 47

Plan Year	IDIS Project	Project	IDIS Activity ID	Activity Name	Activity Status	Program	Funded Amount	Draw Amount	Balance
2002	4	Housing Provision	1566	CD02RPI - PALMA - HOUSING PRESERVATION	Completed	CDBG	\$6,900.00	\$6,900.00	\$0.00
		Project Total					\$225,563.30	\$225,563.30	\$0.00
	5	Greater Ridgecrest Area	1447	YMCA OPERATIONS	Completed	CDBG	\$270,000.00	\$270,000.00	\$0.00
			1474	GREATER RIDGECREST	Completed	CDBG	\$11,768.37	\$11,768.37	\$0.00
		Project Total					\$281,768.37	\$281,768.37	\$0.00
	7	Wind Tree Village	1513	ACQUISITION - HIGH POINT (NFC)	Completed	CDBG	\$74,763.47	\$74,763.47	\$0.00
			1695	WINDTREE VILLAGE LANDSACAPING (HUD843)	Completed	CDBG	\$40,340.00	\$40,340.00	\$0.00
		Project Total					\$115,103.47	\$115,103.47	\$0.00
	8	Dansville Redevelopment	1453	DANSVILLE NEIGHBORHOOD REVITALIZATION	Completed	CDBG	\$431.06	\$431.06	\$0.00
			1475	DANSVILLE NEIGHBORHOOD DEV CORP	Completed	CDBG	\$46,714.08	\$46,714.08	\$0.00
			1569	DANSVILLE PH2 INFRASTRUCTURE (HUD 1436)	Completed	CDBG	\$451,979.59	\$451,979.59	\$0.00
		Project Total					\$499,124.73	\$499,124.73	\$0.00
	9	Public Facilities and Improvements	1514	HIGHPOINT YMCA SHOWERS	Completed	CDBG	\$85,500.94	\$85,500.94	\$0.00
			1700	YOUNG LIFE BUILDING REHAB	Completed	CDBG	\$71,000.00	\$71,000.00	\$0.00
			1738	DUNEDIN STREETSCAPE	Completed	CDBG	\$210,938.00	\$210,938.00	\$0.00
		Project Total					\$367,438.94	\$367,438.94	\$0.00
	10	Demolition and Clearance	1452	DEMO - UNION ACADEMY NEIGHBORHOOD LOTS	Completed	CDBG	\$17,146.00	\$17,146.00	\$0.00
			1456	DEMO - 517 LINCOLN AVENUE	Completed	CDBG	\$4,999.36	\$4,999.36	\$0.00
			1457	DEMO - MLK & NORTH AVENUE	Completed	CDBG	\$6,758.00	\$6,758.00	\$0.00
			1469	DEMO - 438 GRANT STREET	Completed	CDBG	\$4,930.55	\$4,930.55	\$0.00
			1470	DEMO - 531 LINCOLN AVENUE	Completed	CDBG	\$4,999.50	\$4,999.50	\$0.00
			1476	DEMO - 400 SOUTH LEVIS	Completed	CDBG	\$4,996.66	\$4,996.66	\$0.00
			1477	DEMO - 3711 50TH AVENUE NORTH	Completed	CDBG	\$406.88	\$406.88	\$0.00
			1478	DEMO - 5384 A LAUREL PLACE	Completed	CDBG	\$5,725.00	\$5,725.00	\$0.00
			1508	DEMO - 3246 55TH AVENUE N	Completed	CDBG	\$4,183.14	\$4,183.14	\$0.00
			1511	DEMO - 512 E. OAKWOOD STREET	Completed	CDBG	\$6,848.65	\$6,848.65	\$0.00
			1512	DEMO - 330 HIBISCUS ST.	Completed	CDBG	\$7,847.78	\$7,847.78	\$0.00
			1529	DEMO - 7211 43RD STREET NORTH	Completed	CDBG	\$4,789.14	\$4,789.14	\$0.00
			1530	DEMO - 220 HIBISCUS STREET	Completed	CDBG	\$3,951.17	\$3,951.17	\$0.00
			1531	DEMO - 3108 58TH AVE NORTH	Completed	CDBG	\$2,492.60	\$2,492.60	\$0.00
			1532	DEMO - 2825 BEACH BOULEVARD	Completed	CDBG	\$2,997.91	\$2,997.91	\$0.00
			1557	DEMO - 1005 49TH STREET SOUTH	Completed	CDBG	\$3,161.52	\$3,161.52	\$0.00
			1574	DEMO - 1829 YORK STREET S	Completed	CDBG	\$3,870.51	\$3,870.51	\$0.00
			1580	DEMO - 12722 126TH ST	Completed	CDBG	\$4,039.34	\$4,039.34	\$0.00
			1582	DEMO - UNION ACADEMY CLEANUP	Completed	CDBG	\$18,278.00	\$18,278.00	\$0.00
			1583	DEMO - 3930 58TH AV	Completed	CDBG	\$2,751.45	\$2,751.45	\$0.00
			1584	DEMO - 500 S WALTON	Completed	CDBG	\$5,908.00	\$5,908.00	\$0.00
			1585	DEMO - 501 LINCOLN AV	Completed	CDBG	\$4,980.00	\$4,980.00	\$0.00

U.S. Department of Housing and Urban Development
Office of Community Planning and Development
Integrated Disbursement and Information System
List of Activities By Program Year And Project
PINELLAS COUNTY,FL

DATE: 12-08-16
TIME: 12:51
PAGE: 48

Plan Year	IDIS Project	Project	IDIS Activity ID	Activity Name	Activity Status	Program	Funded Amount	Draw Amount	Balance
2002	10	Demolition and Clearance	1589	DEMO - 326 S. GROSS	Completed	CDBG	\$6,675.33	\$6,675.33	\$0.00
			1592	DEMO - 1246 N PINELLAS AV	Completed	CDBG	\$6,736.44	\$6,736.44	\$0.00
			1593	DEMO - 63 W. PARK ST.	Completed	CDBG	\$2,155.23	\$2,155.23	\$0.00
			1597	DEMO - 137 E. ORANGE	Completed	CDBG	\$727.00	\$727.00	\$0.00
			1598	DEMO - 237 E. LIME	Completed	CDBG	\$679.00	\$679.00	\$0.00
			1599	DEMO - 426 E. OAK	Completed	CDBG	\$695.00	\$695.00	\$0.00
			1615	DEMOLITION AND CLEARANCE - 4350 58TH AVE	Completed	CDBG	\$3,159.25	\$3,159.25	\$0.00
			1616	DEMOLITION AND CLEARANCE	Completed	CDBG	\$2,156.00	\$2,156.00	\$0.00
			1617	DEMO - 615 N PINELLAS AVE	Completed	CDBG	\$861.00	\$861.00	\$0.00
			1618	DEMOLITION AND CLEARANCE	Completed	CDBG	\$1,214.80	\$1,214.80	\$0.00
			1620	DEMOLITION AND CLEARANCE	Completed	CDBG	\$5,775.10	\$5,775.10	\$0.00
			1621	DEMOLITION AND CLEARANCE	Completed	CDBG	\$4,085.88	\$4,085.88	\$0.00
			1622	DEMOLITION AND CLEARANCE	Completed	CDBG	\$743.00	\$743.00	\$0.00
		Project Total					\$161,724.19	\$161,724.19	\$0.00
	11	Commercial Rehabilitation	1467	CD02CFP01 - 700 - 51ST STREET SOUTH	Completed	CDBG	\$3,000.00	\$3,000.00	\$0.00
			1468	CD02CFP04 - 941 HUNTLEY AVENUE	Completed	CDBG	\$7,000.00	\$7,000.00	\$0.00
			1507	CD02CFP02 - CASUAL FURNITURE	Completed	CDBG	\$7,000.00	\$7,000.00	\$0.00
			1555	CD02CFP08 - HANCOCK MOTEL	Completed	CDBG	\$2,775.00	\$2,775.00	\$0.00
			1556	CD02CFP12 - DONUT SHOP/COFFEE HOUSE	Completed	CDBG	\$6,000.00	\$6,000.00	\$0.00
			1581	CF - 2902 BEACH BLVD	Completed	CDBG	\$7,000.00	\$7,000.00	\$0.00
			1587	CF - SWEENEY	Completed	CDBG	\$1,702.45	\$1,702.45	\$0.00
			1588	CF - 5805 PARK BLVD	Completed	CDBG	\$3,845.69	\$3,845.69	\$0.00
			1590	CF - GULFPORT TIRE STORE	Completed	CDBG	\$6,000.00	\$6,000.00	\$0.00
			1614	FACADE PROGRAM - 434 VIRGINIA LANE	Completed	CDBG	\$2,237.57	\$2,237.57	\$0.00
			1697	CFP 226 MAIN ST	Completed	CDBG	\$1,240.00	\$1,240.00	\$0.00
			1708	CFP - 638 SKINNER BLVD.	Completed	CDBG	\$4,000.00	\$4,000.00	\$0.00
			1709	CFP - 818 HIGHLAND	Completed	CDBG	\$6,000.00	\$6,000.00	\$0.00
		Project Total					\$57,800.71	\$57,800.71	\$0.00
	12	Historic Preservation	1554	TAGARELLI CONSTRUCTION OFFICE	Completed	CDBG	\$39,991.50	\$39,991.50	\$0.00
		Project Total					\$39,991.50	\$39,991.50	\$0.00
	13	Public Services	1480	PINELLAS OPPORTUNITY COUNCIL - CHORE SVC	Completed	CDBG	\$20,000.00	\$20,000.00	\$0.00
		Project Total					\$20,000.00	\$20,000.00	\$0.00
	14	Mustard Seed	1482	MUSTARD SEED FOUND - CRIMINAL JUSTICE	Completed	ESG	\$19,050.00	\$19,050.00	\$0.00
			1484	MUSTARD SEED FOUNDATION - INN	Canceled	ESG	\$0.00	\$0.00	\$0.00
			1698	ESG MSF 2510 CENTRAL AVE	Completed	ESG	\$18,385.54	\$18,385.54	\$0.00
		Project Total					\$37,435.54	\$37,435.54	\$0.00
	15	Homeless Emergency Project	1481	HOMELESS EMERGENCY PROJECT	Completed	ESG	\$50,000.00	\$50,000.00	\$0.00
		Project Total					\$50,000.00	\$50,000.00	\$0.00

U.S. Department of Housing and Urban Development
Office of Community Planning and Development
Integrated Disbursement and Information System
List of Activities By Program Year And Project
PINELLAS COUNTY,FL

DATE: 12-08-16
TIME: 12:51
PAGE: 49

Plan Year	IDIS Project	Project	IDIS Activity ID	Activity Name	Activity Status	Program	Funded Amount	Draw Amount	Balance		
2002	16	The Haven	1485	RCS - THE HAVEN	Completed	ESG	\$39,164.46	\$39,164.46	\$0.00		
		Project Total					\$39,164.46	\$39,164.46	\$0.00		
	17	Suncoast Center	1483	SUNCOAST CENTER MOBILE VAN COUNSELOR	Completed	ESG	\$19,050.00	\$19,050.00	\$0.00		
		Project Total					\$19,050.00	\$19,050.00	\$0.00		
	18	Administration	1438	CDBG ADMINISTRATION - 02/03	Completed	CDBG	\$864,180.04	\$864,180.04	\$0.00		
			1439	ESG ADMINISTRATION - 02/03	Completed	ESG	\$6,350.00	\$6,350.00	\$0.00		
			1440	HOME ADMINISTRATION - 02/03	Completed	HOME	\$197,050.55	\$197,050.55	\$0.00		
			1443	CDBG - REHAB DELIVERY/PORTFOLIO MGMT	Completed	CDBG	\$8,303.26	\$8,303.26	\$0.00		
			1444	CDBG-CONTRACT SVC-MISC PORTFOLIO SVC FEE	Completed	CDBG	\$12,144.70	\$12,144.70	\$0.00		
			1460	HMPFEE	Completed	HOME	\$42,760.94	\$42,760.94	\$0.00		
			1535	HM02ADML - LARGO ADMINISTRATION - 02/03	Completed	HOME	\$12,145.77	\$12,145.77	\$0.00		
				Project Total					\$1,142,935.26	\$1,142,935.26	\$0.00
			19	LEALMAN TARGET AREA	1510	CD02LMNFC - LEALMAN FAMILY CENTER	Completed	CDBG	\$6,379.37	\$6,379.37	\$0.00
	1567	LEALMAN TARGET AREA			Completed	CDBG	\$4,590.00	\$4,590.00	\$0.00		
	1591	NEIGHBORHOOD SIGNAGE			Completed	CDBG	\$158.98	\$158.98	\$0.00		
	1619	LEALMAN			Completed	CDBG	\$25,987.50	\$25,987.50	\$0.00		
		Project Total							\$37,115.85	\$37,115.85	\$0.00
						CDBG	\$2,747,509.06	\$2,747,509.06	\$0.00		
						ESG	\$152,000.00	\$152,000.00	\$0.00		
						HOME	\$2,449,085.58	\$2,449,085.58	\$0.00		
		Program Total					\$5,348,594.64	\$5,348,594.64	\$0.00		
	2003	1	DANSVILLE PHASE 3 UTILITIES	1668	DANSVILLE PHASE 3 UTILITIES	Completed	CDBG	\$61,370.48	\$61,370.48	\$0.00	
			Project Total					\$61,370.48	\$61,370.48	\$0.00	
		2	DNDC OPERATIONS	1678	DNDC OPERATIONS	Completed	CDBG	\$57,858.71	\$57,858.71	\$0.00	
			Project Total					\$57,858.71	\$57,858.71	\$0.00	
		3	RAINBOW VILLAGE STREETScape AND LANDSCAPE	1790	RAINBOW VILLAGE IMPROVEMENTS	Completed	CDBG	\$439,000.00	\$439,000.00	\$0.00	
			Project Total					\$439,000.00	\$439,000.00	\$0.00	
4		RIDGECREST CLEAN UP	1720	RIDGECREST NEIGHBORHOOD CLEANUP	Completed	CDBG	\$9,439.73	\$9,439.73	\$0.00		
		Project Total					\$9,439.73	\$9,439.73	\$0.00		
5		GRA 119TH STREET ENHANCEMENTS	1890	119TH STREET/GOODEN ENHANCEMENTS	Completed	CDBG	\$368,444.00	\$368,444.00	\$0.00		
		Project Total					\$368,444.00	\$368,444.00	\$0.00		
6		RIDGECREST BRANCH YMCA OPERATIONS	1667	YMCA OPERATIONS	Completed	CDBG	\$283,500.00	\$283,500.00	\$0.00		
		Project Total					\$283,500.00	\$283,500.00	\$0.00		
7		LEALMAN NEWSLETTER	1687	LEALMAN FAMILY CENTER NEWSLETTER	Completed	CDBG	\$8,714.94	\$8,714.94	\$0.00		
		Project Total					\$8,714.94	\$8,714.94	\$0.00		
8		LEALMAN STREET LIGHTS	1764	LEALMAN STREET LIGHTS	Completed	CDBG	\$10,591.18	\$10,591.18	\$0.00		
		Project Total					\$10,591.18	\$10,591.18	\$0.00		

U.S. Department of Housing and Urban Development
Office of Community Planning and Development
Integrated Disbursement and Information System
List of Activities By Program Year And Project
PINELLAS COUNTY,FL

DATE: 12-08-16
TIME: 12:51
PAGE: 50

Plan Year	IDIS Project	Project	IDIS Activity ID	Activity Name	Activity Status	Program	Funded Amount	Draw Amount	Balance
2003	9	LEALMAN NEIGHBORHOOD CLEAN-UP	1721	CENTRAL LEALMAN NEIGHBORHOOD CLEANUP	Completed	CDBG	\$23,005.12	\$23,005.12	\$0.00
		Project Total					\$23,005.12	\$23,005.12	\$0.00
	10	LEALMAN PARK DEVELOPMENT	1892	JOES CREEK GREENWAY FENCE	Completed	CDBG	\$125,974.87	\$125,974.87	\$0.00
			1999	JOE'S CREEK GREENWAY IMPROVEMENTS	Completed	CDBG	\$334,410.86	\$334,410.86	\$0.00
			2040	JOE'S CREEK GREENWAY PLANTS	Completed	CDBG	\$19,703.00	\$19,703.00	\$0.00
		Project Total					\$480,088.73	\$480,088.73	\$0.00
	11	LEALMAN FAMILY CENTER CONSTRUCTION	1671	LEALMAN FAMILY CENTER CONSTRUCTION	Completed	CDBG	\$524,881.05	\$524,881.05	\$0.00
		Project Total					\$524,881.05	\$524,881.05	\$0.00
	14	PINELLAS PARK STREETScape	1765	PINELLAS PARK BELL TOWER & STREETScape	Completed	CDBG	\$300,000.00	\$300,000.00	\$0.00
		Project Total					\$300,000.00	\$300,000.00	\$0.00
	15	SAFETY HARBOR BRICK STREETS	1850	SAFETY HARBOR BRICK STREETS	Completed	CDBG	\$101,159.00	\$101,159.00	\$0.00
		Project Total					\$101,159.00	\$101,159.00	\$0.00
	16	REDINGTON SHORES UTILITIES	1796	REDINGTON SHORES UNDERGROUND UTILITIES	Completed	CDBG	\$300,000.00	\$300,000.00	\$0.00
		Project Total					\$300,000.00	\$300,000.00	\$0.00
	17	TARPON SPRINGS SAFFORD IMPROVEMENTS	1812	TARPON SPRINGS SAFFORD IMPROVEMENTS	Completed	CDBG	\$493,705.98	\$493,705.98	\$0.00
		Project Total					\$493,705.98	\$493,705.98	\$0.00
	18	GULFPORT MULTI-USE COMMUNITY FACILITY	1762	GULFPORT MULTI-USE COMMUNITY FACILITY	Completed	CDBG	\$400,000.00	\$400,000.00	\$0.00
		Project Total					\$400,000.00	\$400,000.00	\$0.00
	19	DEMOLITION AND CLEARANCE	1663	DEMO-703 ORAGNE AVENUE	Completed	CDBG	\$5,597.98	\$5,597.98	\$0.00
			1664	DEMO-631 VIRGINIA ST.	Completed	CDBG	\$3,880.85	\$3,880.85	\$0.00
			1665	DEMO-4255 56TH AVE N	Completed	CDBG	\$8,030.79	\$8,030.79	\$0.00
			1666	DEMO-503 S SAFFORD AVE	Completed	CDBG	\$7,000.00	\$7,000.00	\$0.00
			1672	DEMO-LINCOLN AVE	Completed	CDBG	\$6,961.00	\$6,961.00	\$0.00
			1673	DEMO-19109 WHISPERING PINES DR	Completed	CDBG	\$5,784.99	\$5,784.99	\$0.00
			1674	DEMO-3778 41ST AVE N	Completed	CDBG	\$3,354.99	\$3,354.99	\$0.00
			1675	DEMO-615 PINELLAS AVE	Completed	CDBG	\$5,324.28	\$5,324.28	\$0.00
			1676	DEMO-426 E OAKWOOD ST	Completed	CDBG	\$5,688.38	\$5,688.38	\$0.00
			1677	DEMO-137 E ORANGE ST	Completed	CDBG	\$4,859.83	\$4,859.83	\$0.00
			1679	DEMO-13/27/15/64170/000/0030	Completed	CDBG	\$5,580.00	\$5,580.00	\$0.00
			1680	DEMO-13/27/15/64170/000/0020	Completed	CDBG	\$5,200.00	\$5,200.00	\$0.00
			1681	DEMO-13/27/15/64170/000/0050	Completed	CDBG	\$6,060.50	\$6,060.50	\$0.00
			1682	DEMO-13/27/15/64170/000/0090	Completed	CDBG	\$5,020.00	\$5,020.00	\$0.00
			1683	DEMO-13/27/15/64170/000/0110	Completed	CDBG	\$4,140.00	\$4,140.00	\$0.00
			1684	DEMO-13/27/15/64170/000/0100	Completed	CDBG	\$5,020.00	\$5,020.00	\$0.00
			1685	DEMO-1618 51ST ST S	Completed	CDBG	\$5,373.45	\$5,373.45	\$0.00
			1686	DEMO-129 E ORANGE ST	Completed	CDBG	\$4,938.32	\$4,938.32	\$0.00
			1688	DEMO-5844 150TH AVE N	Completed	CDBG	\$8,809.81	\$8,809.81	\$0.00
			1689	DEMO-12717 132ND AVE N	Completed	CDBG	\$8,726.75	\$8,726.75	\$0.00

U.S. Department of Housing and Urban Development
Office of Community Planning and Development
Integrated Disbursement and Information System
List of Activities By Program Year And Project
PINELLAS COUNTY,FL

DATE: 12-08-16
TIME: 12:51
PAGE: 51

Plan Year	IDIS Project	Project	IDIS Activity ID	Activity Name	Activity Status	Program	Funded Amount	Draw Amount	Balance
2003	19	DEMOLITION AND CLEARANCE	1702	DEMO - 4225 43RD AVE N	Completed	CDBG	\$3,539.21	\$3,539.21	\$0.00
			1707	DEMO - 4080 40TH STREET	Completed	CDBG	\$4,460.00	\$4,460.00	\$0.00
			1716	DEMO - 3891 52ND AVE	Completed	CDBG	\$4,344.47	\$4,344.47	\$0.00
			1742	DEMO - 424 LINCOLN AVE	Completed	CDBG	\$5,847.43	\$5,847.43	\$0.00
			1769	DEMO-214 E LIME	Completed	CDBG	\$4,423.00	\$4,423.00	\$0.00
			1791	DEMO - 2401 51ST AVE N	Completed	CDBG	\$4,272.00	\$4,272.00	\$0.00
			1792	DEMO - 3301 & 3297 64TH AVE	Completed	CDBG	\$6,692.70	\$6,692.70	\$0.00
			1793	DEMO - 220 E ORANGE ST.	Completed	CDBG	\$585.00	\$585.00	\$0.00
			1795	DEMO - 520 E LIME ST	Completed	CDBG	\$3,738.00	\$3,738.00	\$0.00
			1814	DEMO - 1478 GOODEN CROSSING	Completed	CDBG	\$3,681.87	\$3,681.87	\$0.00
			1828	DEMO - 13301 126TH	Canceled	CDBG	\$0.00	\$0.00	\$0.00
			1832	DEMO - 13301 126TH ST N	Completed	CDBG	\$2,520.00	\$2,520.00	\$0.00
		Project Total					\$159,455.60	\$159,455.60	\$0.00
	20	COMMERCIAL FACADE PROGRAM	1715	CFP - 108 4TH AVE	Completed	CDBG	\$3,000.00	\$3,000.00	\$0.00
			1722	CFP - 731-737 BROADWAY	Completed	CDBG	\$2,310.00	\$2,310.00	\$0.00
			1743	CFP - 100 E TARPON	Completed	CDBG	\$6,000.00	\$6,000.00	\$0.00
			1744	CFP - 7500 62ND WAY N	Completed	CDBG	\$1,901.50	\$1,901.50	\$0.00
			1794	CFP 101 8TH AVE N	Completed	CDBG	\$2,648.25	\$2,648.25	\$0.00
			1801	CFP - 201/203 N PINELLAS AVE	Completed	CDBG	\$6,000.00	\$6,000.00	\$0.00
		Project Total					\$21,859.75	\$21,859.75	\$0.00
	21	WIND TREE VILLAGE WALL PHASE 2	1800	WIND TREE WALL PHASE 2	Completed	CDBG	\$41,928.00	\$41,928.00	\$0.00
		Project Total					\$41,928.00	\$41,928.00	\$0.00
	22	POC CHORE SERVICES	1701	PINELLAS OPPORTUNITY COUNCIL-CHORE SVCS.	Completed	CDBG	\$20,000.00	\$20,000.00	\$0.00
		Project Total					\$20,000.00	\$20,000.00	\$0.00
	23	FAMILY RESOURCES YOUTH CRISIS CENTER	1670	FAMILY RESOURCES, INC. YOUTH SHELTER	Completed	CDBG	\$300,000.00	\$300,000.00	\$0.00
		Project Total					\$300,000.00	\$300,000.00	\$0.00
	24	MAJESTIC PARK WATERLINES	1767	MAJESTIC PARK WATERLINES & HYDRANTS	Completed	CDBG	\$44,919.50	\$44,919.50	\$0.00
		Project Total					\$44,919.50	\$44,919.50	\$0.00
	25	HIGH POINT YMCA ROOF	1789	HIGHPOINT YMCA FREE STANDING ROOF	Completed	CDBG	\$164,919.00	\$164,919.00	\$0.00
		Project Total					\$164,919.00	\$164,919.00	\$0.00
	26	RENTAL PROPERTY IMPROVEMENT PROGRAM	1691	RPI QUATTLEBAUM #6174	Completed	CDBG	\$15,000.00	\$15,000.00	\$0.00
			1692	RPI NEWMAN #6049	Completed	CDBG	\$3,850.00	\$3,850.00	\$0.00
			1693	RPI NEWMAN E. #6048	Completed	CDBG	\$4,650.00	\$4,650.00	\$0.00
			1694	RPI FRANKS #6165	Completed	CDBG	\$9,000.00	\$9,000.00	\$0.00
			1714	RPI - SHONEFELT - 6201	Completed	CDBG	\$22,000.00	\$22,000.00	\$0.00
			1723	RPI - POLIN - 6204	Completed	CDBG	\$3,200.00	\$3,200.00	\$0.00
			1763	RPI - SOMOGYI - #5869	Completed	CDBG	\$55,911.00	\$55,911.00	\$0.00
			1766	RPI - MCCABE - #6235	Completed	CDBG	\$7,800.00	\$7,800.00	\$0.00

U.S. Department of Housing and Urban Development
Office of Community Planning and Development
Integrated Disbursement and Information System
List of Activities By Program Year And Project
PINELLAS COUNTY,FL

DATE: 12-08-16
TIME: 12:51
PAGE: 52

Plan Year	IDIS Project	Project	IDIS Activity ID	Activity Name	Activity Status	Program	Funded Amount	Draw Amount	Balance
2003	26	RENTAL PROPERTY IMPROVEMENT PROGRAM	1770	RPI - CHIANG - #6253	Completed	CDBG	\$23,000.00	\$23,000.00	\$0.00
			1802	RPI - NUYTEN - #6272	Completed	CDBG	\$6,800.00	\$6,800.00	\$0.00
			1803	RPI - SHIU, HUA - #6263	Completed	CDBG	\$27,500.00	\$27,500.00	\$0.00
		Project Total					\$178,711.00	\$178,711.00	\$0.00
	27	GRA PAINT PROGRAM	1669	PAINT PROGRAMS	Completed	CDBG	\$26,035.07	\$26,035.07	\$0.00
							\$26,035.07	\$26,035.07	\$0.00
	28	GRA HOUSE NUMBERS	1662	GRA HOUSE NUMBER	Completed	CDBG	\$26,988.94	\$26,988.94	\$0.00
							\$26,988.94	\$26,988.94	\$0.00
	29	RENTAL HOUSING DEVELOPMENT	1772	RHD - ALTA LARGO #6238	Completed	HOME	\$1,000,000.00	\$1,000,000.00	\$0.00
			1898	RHD - CHAF - #6370	Completed	HOME	\$256,000.00	\$256,000.00	\$0.00
		Project Total					\$1,256,000.00	\$1,256,000.00	\$0.00
	30	LARGO SINGLE FAMILY REHABILITATION PROGRAM	1641	LARGO LEER #6031	Completed	HOME	\$72,366.56	\$72,366.56	\$0.00
			1724	LARGO - PRICE - #6185	Completed	HOME	\$10,835.85	\$10,835.85	\$0.00
			1731	LARGO - PADULA - #6209	Completed	HOME	\$29,636.20	\$29,636.20	\$0.00
			1782	LARGO - SNIPES - #6254	Completed	HOME	\$58,683.63	\$58,683.63	\$0.00
			1788	LARGO - CRUZ - #6288	Completed	HOME	\$36,386.15	\$36,386.15	\$0.00
		Project Total					\$207,908.39	\$207,908.39	\$0.00
	32	CASIL INDEPENDENT LIVING PROGRAM	1644	J. COMEY	Completed	HOME	\$2,750.00	\$2,750.00	\$0.00
			1660	TARPON PINES VILLAGE, LLC/DICANDILO	Completed	HOME	\$2,550.00	\$2,550.00	\$0.00
			1737	ILP - CRAWFORD - #6210	Completed	HOME	\$2,750.00	\$2,750.00	\$0.00
			1752	ILP - SNYDER - #6230	Completed	HOME	\$1,950.00	\$1,950.00	\$0.00
			1776	ILP - SCOTT - #6282	Completed	HOME	\$2,750.00	\$2,750.00	\$0.00
		Project Total					\$12,750.00	\$12,750.00	\$0.00
	33	LARGO DOWN PAYMENT ASSISTANCE PROGRAM	1729	LARGO DAL - WEIGAND - #6208	Completed	HOME	\$8,800.00	\$8,800.00	\$0.00
			1730	LARGO DAL - TRAN - #6154	Completed	HOME	\$10,000.00	\$10,000.00	\$0.00
			1734	LARGO DAL - POWELL - #6157	Completed	HOME	\$10,800.00	\$10,800.00	\$0.00
			1735	LARGO DAL - JADUS - #6156	Completed	HOME	\$10,800.00	\$10,800.00	\$0.00
			1736	LARGO DAL - MARKHAM - #6202	Completed	HOME	\$7,800.00	\$7,800.00	\$0.00
			1741	LARGO DAL - ADAMI - #6203	Completed	HOME	\$9,725.00	\$9,725.00	\$0.00
			1746	LARGO DAL - SANPHY - #6241	Completed	HOME	\$10,800.00	\$10,800.00	\$0.00
			1747	LARGO DAL - MARTIN - #6158	Completed	HOME	\$7,800.00	\$7,800.00	\$0.00
			1748	LARGO DAL - BABA-ALIQ - #6228	Completed	HOME	\$7,925.00	\$7,925.00	\$0.00
			1783	LARGO DAL - RIVERA - #6267	Completed	HOME	\$10,800.00	\$10,800.00	\$0.00
			1784	LARGO DAL - VARNEY - #6266	Completed	HOME	\$10,800.00	\$10,800.00	\$0.00
			1817	LAR DPA - HAAS - #6312	Completed	HOME	\$10,800.00	\$10,800.00	\$0.00
			1847	LAR DPA - HOOLSEMA - #6343	Completed	HOME	\$10,800.00	\$10,800.00	\$0.00
		Project Total					\$127,650.00	\$127,650.00	\$0.00
	34	HOMELESS EMERGENCY PROJECT OPERATIONS	1710	HOMELESS EMERGENCY PROJECT OPERATIONS	Completed	ESG	\$28,500.00	\$28,500.00	\$0.00

U.S. Department of Housing and Urban Development
Office of Community Planning and Development
Integrated Disbursement and Information System
List of Activities By Program Year And Project
PINELLAS COUNTY,FL

DATE: 12-08-16
TIME: 12:51
PAGE: 53

Plan Year	IDIS Project	Project	IDIS Activity ID	Activity Name	Activity Status	Program	Funded Amount	Draw Amount	Balance
2003	34	Project Total					\$28,500.00	\$28,500.00	\$0.00
	35	FAMILY RESOURCES TRANSITIONAL LIVING FACILITY	1712	FAM. RESOURCES RUNAWAY SHELTER OPERATION	Completed	ESG	\$15,000.00	\$15,000.00	\$0.00
		Project Total					\$15,000.00	\$15,000.00	\$0.00
	36	DAYCARE SCHOLARSHIPS FOR HOMELESS CHILDREN	1711	COMMUNITY PRIDE CHILD CARE CENTER	Completed	ESG	\$4,995.00	\$4,995.00	\$0.00
		Project Total					\$4,995.00	\$4,995.00	\$0.00
	37	MENTAL HEALTH SERVICES TO SHELTERED HOMELESS	1704	MOBILE MEDICAL TEAM	Completed	ESG	\$6,433.49	\$6,433.49	\$0.00
		Project Total					\$6,433.49	\$6,433.49	\$0.00
	38	RCS THE HAVEN	1706	RELIGIOUS COMMUNITY SERVICES - THE HAVEN	Completed	ESG	\$30,900.00	\$30,900.00	\$0.00
		Project Total					\$30,900.00	\$30,900.00	\$0.00
	39	CRIMINAL JUSTICE OUTREACH WORKER	1705	CRIMINAL JUSTICE OUTREACH WORKER	Completed	ESG	\$18,800.00	\$18,800.00	\$0.00
		Project Total					\$18,800.00	\$18,800.00	\$0.00
	40	CHIP SALARY AND OPERATIONS	1798	CHIP SALARY AND OPERATIONS	Completed	ESG	\$7,000.00	\$7,000.00	\$0.00
			1799	CHIP SALARY AND OPERATIONS	Completed	ESG	\$3,000.00	\$3,000.00	\$0.00
		Project Total					\$10,000.00	\$10,000.00	\$0.00
	41	ESG ADMINISTRATION	1717	ESG ADMINISTRATION	Completed	ESG	\$6,300.00	\$6,300.00	\$0.00
		Project Total					\$6,300.00	\$6,300.00	\$0.00
	42	HOME ADMINISTRATION	1643	ADMINISTRATION	Completed	HOME	\$290,456.06	\$290,456.06	\$0.00
		Project Total					\$290,456.06	\$290,456.06	\$0.00
	43	CDBG ADMINISTRATION	1642	CDBG ADMINISTRATION	Completed	CDBG	\$970,773.54	\$970,773.54	\$0.00
		Project Total					\$970,773.54	\$970,773.54	\$0.00
	44	TBCDC DOWN PAYMENT	1645	DAWN BARCLAY	Completed	HOME	\$6,600.00	\$6,600.00	\$0.00
			1646	CELESTE DUMONT	Completed	HOME	\$7,500.00	\$7,500.00	\$0.00
			1647	ELSA M. REYES	Completed	HOME	\$7,325.00	\$7,325.00	\$0.00
			1648	VARELA/AVANDA JORGE/LUZ	Completed	HOME	\$6,800.00	\$6,800.00	\$0.00
			1649	MARIANNE NIEVES	Completed	HOME	\$5,925.00	\$5,925.00	\$0.00
			1650	LISA SMITH	Completed	HOME	\$7,700.00	\$7,700.00	\$0.00
			1651	FELIX AND MIRIAM PEREZ	Completed	HOME	\$7,800.00	\$7,800.00	\$0.00
			1652	BARBARA WESTBROOK	Completed	HOME	\$7,275.00	\$7,275.00	\$0.00
			1653	OBRAD DJURIC	Completed	HOME	\$7,700.00	\$7,700.00	\$0.00
			1654	WILLIAM THOMAS	Completed	HOME	\$7,700.00	\$7,700.00	\$0.00
			1655	PAUL RAVER	Completed	HOME	\$7,700.00	\$7,700.00	\$0.00
			1656	DANIEL T. HUNTER	Completed	HOME	\$7,700.00	\$7,700.00	\$0.00
			1657	DOMINICK CRITELLI	Completed	HOME	\$7,700.00	\$7,700.00	\$0.00
			1658	ANGELINE DELLER	Completed	HOME	\$7,700.00	\$7,700.00	\$0.00
			1659	MARIN/RADOSTINA TODOROV/PAVLOVA	Completed	HOME	\$6,825.00	\$6,825.00	\$0.00
			1661	JAVIER PEREZ	Completed	HOME	\$6,900.00	\$6,900.00	\$0.00

U.S. Department of Housing and Urban Development
Office of Community Planning and Development
Integrated Disbursement and Information System
List of Activities By Program Year And Project
PINELLAS COUNTY,FL

DATE: 12-08-16
TIME: 12:51
PAGE: 54

Plan Year	IDIS Project	Project	IDIS Activity ID	Activity Name	Activity Status	Program	Funded Amount	Draw Amount	Balance
2003	44	TBCDC DOWN PAYMENT	1690	ARBEN & SELVIE BERBERI	Completed	HOME	\$7,800.00	\$7,800.00	\$0.00
			1699	JANINE CORRIGAN #6200	Completed	HOME	\$7,700.00	\$7,700.00	\$0.00
			1719	DAL - VUJICIC - #6213	Completed	HOME	\$7,425.00	\$7,425.00	\$0.00
			1725	DAL - BOLEY - #6215	Completed	HOME	\$7,125.00	\$7,125.00	\$0.00
			1726	DAL - GARCIA - #6212	Completed	HOME	\$7,700.00	\$7,700.00	\$0.00
			1727	DAL - TALNER - #6217	Completed	HOME	\$7,700.00	\$7,700.00	\$0.00
			1728	DAL - MORRIS - #6214	Completed	HOME	\$7,700.00	\$7,700.00	\$0.00
			1732	DAL - TURNER - #6218	Completed	HOME	\$7,700.00	\$7,700.00	\$0.00
			1733	DAL - CATINO - #6218	Completed	HOME	\$7,700.00	\$7,700.00	\$0.00
			1739	DAL - GLAVONJIC - #6224	Completed	HOME	\$7,700.00	\$7,700.00	\$0.00
			1740	DAL - BARNES - #6279	Completed	HOME	\$7,380.00	\$7,380.00	\$0.00
			1745	DAL - SMALLING - #6232	Completed	HOME	\$7,700.00	\$7,700.00	\$0.00
			1749	DAL - MILOSEVIC - #6234	Completed	HOME	\$7,700.00	\$7,700.00	\$0.00
			1750	DAL - HARRIS - #6231	Completed	HOME	\$7,575.00	\$7,575.00	\$0.00
			1751	DAL - POLJAC - #6220	Completed	HOME	\$7,560.00	\$7,560.00	\$0.00
			1754	DAL - WATSON - #6243	Completed	HOME	\$5,050.00	\$5,050.00	\$0.00
			1755	DAL - MORALES - #6244	Completed	HOME	\$7,700.00	\$7,700.00	\$0.00
			1756	DAL - TIZNADO - #6247	Completed	HOME	\$7,700.00	\$7,700.00	\$0.00
			1757	DAL - RUIZ - #6248	Completed	HOME	\$6,900.00	\$6,900.00	\$0.00
			1758	DAL - SANDY - #6249	Completed	HOME	\$7,800.00	\$7,800.00	\$0.00
			1759	DAL - GEARY - #6250	Completed	HOME	\$7,700.00	\$7,700.00	\$0.00
			1760	DAL - HESSE - #6251	Completed	HOME	\$7,700.00	\$7,700.00	\$0.00
			1761	DAL - JORDAN - #6252	Completed	HOME	\$6,575.00	\$6,575.00	\$0.00
			1768	DAL - QUEZON - #6259	Completed	HOME	\$6,809.73	\$6,809.73	\$0.00
			1774	DAL-KOCSES-#6242	Completed	HOME	\$7,800.00	\$7,800.00	\$0.00
			1775	DAL - FLORES - #6278	Completed	HOME	\$7,700.00	\$7,700.00	\$0.00
			1777	DAL - MCMILLEN/BATES - #6273	Completed	HOME	\$7,700.00	\$7,700.00	\$0.00
			1778	DAL - BENJAMIN - #6261	Completed	HOME	\$7,700.00	\$7,700.00	\$0.00
			1779	DAL - WILSON - #6268	Completed	HOME	\$7,250.00	\$7,250.00	\$0.00
			1780	DAL - GALLEG0 - #6271	Completed	HOME	\$5,975.00	\$5,975.00	\$0.00
			1781	DAL - RAMIREZ - #6274	Completed	HOME	\$6,325.00	\$6,325.00	\$0.00
			1785	DAL - SARMIENTO - #6281	Completed	HOME	\$7,700.00	\$7,700.00	\$0.00
			1787	DAL - LINDO - #6286	Completed	HOME	\$5,900.00	\$5,900.00	\$0.00
			1804	DAL - GAETZ - #6302	Completed	HOME	\$7,700.00	\$7,700.00	\$0.00
			1805	DAL - NIKOLOV - #6304	Completed	HOME	\$7,700.00	\$7,700.00	\$0.00
			1806	DAL - ROGERS - #6291	Completed	HOME	\$7,700.00	\$7,700.00	\$0.00
			1807	DAL - NIEVES - #6289	Completed	HOME	\$7,200.00	\$7,200.00	\$0.00
			1808	DAL - LOYND - #6290	Completed	HOME	\$7,700.00	\$7,700.00	\$0.00
Project Total							\$396,999.73	\$396,999.73	\$0.00

U.S. Department of Housing and Urban Development
Office of Community Planning and Development
Integrated Disbursement and Information System
List of Activities By Program Year And Project
PINELLAS COUNTY,FL

DATE: 12-08-16
TIME: 12:51
PAGE: 56

Plan Year	IDIS Project	Project	IDIS Activity ID	Activity Name	Activity Status	Program	Funded Amount	Draw Amount	Balance
2004	12	Project Total					\$60,252.67	\$60,252.67	\$0.00
	13	HEP KITCHEN AND DINING FACILITY CONSTRUCTION	1985	HEP KITCHEN & DINING FACILITY	Completed	CDBG	\$450,000.00	\$450,000.00	\$0.00
		Project Total					\$450,000.00	\$450,000.00	\$0.00
	14	VAN GOGH'S PALLETTE - VINCENT HOUSE ACQUISITION	1813	VINCENT HOUSE ACQUISITION	Completed	CDBG	\$300,000.00	\$300,000.00	\$0.00
		Project Total					\$300,000.00	\$300,000.00	\$0.00
	15	WATSON CENTER BUILDING REHABILITATION	1833	WATSON CENTER REHAB	Completed	CDBG	\$33,251.00	\$33,251.00	\$0.00
		Project Total					\$33,251.00	\$33,251.00	\$0.00
	16	RCS FOOD PANTRY RENOVATION	1903	RCS FOOD PANTRY RENOVATIONS	Completed	CDBG	\$250,000.00	\$250,000.00	\$0.00
		Project Total					\$250,000.00	\$250,000.00	\$0.00
	17	OZONA VILLAGE IMPROVEMENT SOCIETY - HALL RESTORATION	1818	OZONA VILLAGE HALL RESTORATION	Completed	CDBG	\$141,989.00	\$141,989.00	\$0.00
		Project Total					\$141,989.00	\$141,989.00	\$0.00
	18	POC - CHORE SERVICES	1823	POC - CHORE SERVICES	Completed	CDBG	\$30,000.00	\$30,000.00	\$0.00
		Project Total					\$30,000.00	\$30,000.00	\$0.00
	19	TSHA - COPS AND KIDS PROGRAM	1904	TSHA COPS AND KIDS PROGRAM	Completed	CDBG	\$38,691.00	\$38,691.00	\$0.00
		Project Total					\$38,691.00	\$38,691.00	\$0.00
	20	CLEARANCE AND DEMOLITION	1821	DEMO - 4365 54TH AVE N	Completed	CDBG	\$6,335.50	\$6,335.50	\$0.00
			1825	DEMO - CD HIGHPOINT LOT	Completed	CDBG	\$2,240.00	\$2,240.00	\$0.00
			1830	DEMO - 645 E TARPON AVE	Completed	CDBG	\$4,352.50	\$4,352.50	\$0.00
			1831	DEMO - 637 E TARPON AVE	Completed	CDBG	\$3,892.25	\$3,892.25	\$0.00
			1835	DEMO - 15048 VERONA AVE	Completed	CDBG	\$575.00	\$575.00	\$0.00
			1836	DEMO - 949 R HIGHLAND	Completed	CDBG	\$5,189.63	\$5,189.63	\$0.00
			1846	DEMO - 3931 54TH AVE N	Completed	CDBG	\$3,512.25	\$3,512.25	\$0.00
			1870	DEMO - 12867 126TH ST	Completed	CDBG	\$4,556.25	\$4,556.25	\$0.00
			1889	DEMO - 418 E OAKWOOD	Completed	CDBG	\$4,465.42	\$4,465.42	\$0.00
			1917	DEMO - 523 E OAKWOOD	Completed	CDBG	\$3,529.12	\$3,529.12	\$0.00
			1921	DEMO - 219 RING AVE	Completed	CDBG	\$4,183.90	\$4,183.90	\$0.00
			1925	DEMO - 2517 48TH AVE	Completed	CDBG	\$5,320.95	\$5,320.95	\$0.00
			1926	DEMO - 4832 38TH ST N	Completed	CDBG	\$3,961.88	\$3,961.88	\$0.00
			1930	DEMO - 4908 37 ST	Completed	CDBG	\$6,872.52	\$6,872.52	\$0.00
		Project Total					\$58,987.17	\$58,987.17	\$0.00
	21	RENTAL HOUSING DEVELOPMENT	1902	RHD - PALMETTO PARK - 36383	Completed	HOME	\$900,000.00	\$900,000.00	\$0.00
		Project Total					\$900,000.00	\$900,000.00	\$0.00
	24	LARGO SINGLE FAMILY REHAB	1840	LSFR - TIPPIT - #6334	Completed	HOME	\$42,660.06	\$42,660.06	\$0.00
			1841	LSFR - MCROBERTS - #6333	Completed	HOME	\$61,136.63	\$61,136.63	\$0.00
			1848	LSFR - ERIKSON - #6341	Completed	HOME	\$62,723.61	\$62,723.61	\$0.00
			1857	LSFR - MCPHERSON - #6353	Completed	HOME	\$49,330.95	\$49,330.95	\$0.00

U.S. Department of Housing and Urban Development
Office of Community Planning and Development
Integrated Disbursement and Information System
List of Activities By Program Year And Project
PINELLAS COUNTY,FL

DATE: 12-08-16
TIME: 12:51
PAGE: 57

Plan Year	IDIS Project	Project	IDIS Activity ID	Activity Name	Activity Status	Program	Funded Amount	Draw Amount	Balance
2004	24	LARGO SINGLE FAMILY REHAB	1866	LSFR - THIBODEAU - #6368	Completed	HOME	\$15,171.55	\$15,171.55	\$0.00
			1867	LSFR - JACKSON - #6369	Completed	HOME	\$37,281.63	\$37,281.63	\$0.00
			1868	LSFR - NELSON - #6376	Completed	HOME	\$49,353.30	\$49,353.30	\$0.00
			1869	LSFR - MARVEL - #6375	Completed	HOME	\$55,905.23	\$55,905.23	\$0.00
			1897	LSFR - NELLIS - #6412	Completed	HOME	\$103,265.59	\$103,265.59	\$0.00
			1900	LSFR - MAVRAKOS - #6414	Completed	HOME	\$29,429.58	\$29,429.58	\$0.00
			1956	LSFR - HICKS - #6429	Completed	HOME	\$11,762.37	\$11,762.37	\$0.00
			1959	LSFR - COFFIN - #6466	Completed	HOME	\$65,541.20	\$65,541.20	\$0.00
			1961	LSFR - TAYLOR - #6469	Completed	HOME	\$18,925.15	\$18,925.15	\$0.00
			1963	LSFR - GAUTHIER - #6479	Completed	HOME	\$54,631.13	\$54,631.13	\$0.00
			1964	LSFR - ADEMA - #6478	Completed	HOME	\$22,091.78	\$22,091.78	\$0.00
			1967	LSFR - MOELLER - #6499	Completed	HOME	\$48,236.63	\$48,236.63	\$0.00
		Project Total					\$727,446.39	\$727,446.39	\$0.00
	25	RENTAL PROPERTY IMPROVEMENT	1820	RPI - PKC PROP INVEST - #6284	Completed	CDBG	\$6,250.00	\$6,250.00	\$0.00
			1822	RPI - STANG - #6283	Completed	CDBG	\$18,000.00	\$18,000.00	\$0.00
			1829	RPI - QUATTLEBAUM - #6306	Completed	CDBG	\$16,500.00	\$16,500.00	\$0.00
			1852	RPI - LANCIOTTI - #6345	Completed	CDBG	\$13,113.00	\$13,113.00	\$0.00
			1861	RPI - LORRLIS - #6349	Completed	CDBG	\$16,000.00	\$16,000.00	\$0.00
			1874	RPI - SAUER - #6360	Completed	CDBG	\$25,500.00	\$25,500.00	\$0.00
			1877	RPI - GOMEZ - #6307	Completed	CDBG	\$8,800.00	\$8,800.00	\$0.00
			1878	RPI - GOMEZ - #6308	Completed	CDBG	\$11,200.00	\$11,200.00	\$0.00
			1885	RPI - CRAVEN - #6386	Completed	CDBG	\$3,500.00	\$3,500.00	\$0.00
			1905	RPI - HEABERLIN - #6402	Completed	CDBG	\$24,000.00	\$24,000.00	\$0.00
			1906	RPI - HEABERLIN - #6401	Completed	CDBG	\$24,000.00	\$24,000.00	\$0.00
		Project Total					\$166,863.00	\$166,863.00	\$0.00
	26	DOWN PAYMENT ASSISTANCE	1842	DAL - TORRES - #6311	Completed	HOME	\$7,800.00	\$7,800.00	\$0.00
			1843	DAL - WATERSON - #6335	Completed	HOME	\$7,800.00	\$7,800.00	\$0.00
			1844	DAL - MARTINEZ - #6326	Completed	HOME	\$10,800.00	\$10,800.00	\$0.00
			1845	DAL - BRIANNE - #6331	Completed	HOME	\$10,800.00	\$10,800.00	\$0.00
			1849	DAL - WHITEHORSE - #6342	Completed	HOME	\$10,135.00	\$10,135.00	\$0.00
			1854	CNHS DAL - MCDERMITT - #6350	Completed	HOME	\$10,800.00	\$10,800.00	\$0.00
			1855	DAL - SARMIENTO - #6355	Completed	HOME	\$10,800.00	\$10,800.00	\$0.00
			1856	DAL - OBSTACULO - #6361	Completed	HOME	\$10,800.00	\$10,800.00	\$0.00
			1859	DAL - ZAHIROVIC	Completed	HOME	\$8,675.00	\$8,675.00	\$0.00
			1860	DAL - PEDERSEN - #6364	Completed	HOME	\$10,800.00	\$10,800.00	\$0.00
			1863	CNHS DAL - MENYHERT - #6367	Completed	HOME	\$10,000.00	\$10,000.00	\$0.00
			1864	CNHS DAL - BURK - #6379	Completed	HOME	\$10,800.00	\$10,800.00	\$0.00
			1865	DAL - ORE - #6380	Completed	HOME	\$10,800.00	\$10,800.00	\$0.00
			1872	DAL - FRANGIPANE - #6384	Completed	HOME	\$10,575.00	\$10,575.00	\$0.00

U.S. Department of Housing and Urban Development
Office of Community Planning and Development
Integrated Disbursement and Information System
List of Activities By Program Year And Project
PINELLAS COUNTY,FL

DATE: 12-08-16
TIME: 12:51
PAGE: 58

Plan Year	IDIS Project	Project	IDIS Activity ID	Activity Name	Activity Status	Program	Funded Amount	Draw Amount	Balance
2004	26	DOWN PAYMENT ASSISTANCE	1873	DAL - JOYNER - #6390	Completed	HOME	\$10,000.00	\$10,000.00	\$0.00
			1881	DAL - HRVACEVIC - #6398	Completed	HOME	\$10,000.00	\$10,000.00	\$0.00
			1887	CNHS DAL - BROWN - #6411	Completed	HOME	\$10,800.00	\$10,800.00	\$0.00
			1888	CNHS DAL - CABRERA - #6410	Completed	HOME	\$10,800.00	\$10,800.00	\$0.00
			1893	DAL - WILLIS - #6416	Completed	HOME	\$10,000.00	\$10,000.00	\$0.00
			1894	DAL PS - MOLA - #6421	Completed	HOME	\$10,000.00	\$10,000.00	\$0.00
			1895	DAL PS - BROWN - #6428	Completed	HOME	\$10,000.00	\$10,000.00	\$0.00
			1896	TBCDC DAL - BUSH - #6417	Completed	HOME	\$10,800.00	\$10,800.00	\$0.00
			1907	DAL PS - JOHNSON - #6432	Completed	HOME	\$10,000.00	\$10,000.00	\$0.00
			1908	DAL PS - KREPINEVICH - #6430	Completed	HOME	\$10,000.00	\$10,000.00	\$0.00
			1909	DAL PS - TRIMBLE - #64348	Completed	HOME	\$10,000.00	\$10,000.00	\$0.00
			1910	DAL PS - RICE - #6434	Completed	HOME	\$10,000.00	\$10,000.00	\$0.00
			1911	DAL PS - SUTLIFF - #6437	Completed	HOME	\$10,000.00	\$10,000.00	\$0.00
			1912	DAL PS - SADIENZA - #6436	Completed	HOME	\$10,000.00	\$10,000.00	\$0.00
			1913	DAL PS - STUMPF - #6441	Completed	HOME	\$10,000.00	\$10,000.00	\$0.00
			1914	DAL PS - ALLEN - #6439	Completed	HOME	\$10,000.00	\$10,000.00	\$0.00
			1915	DAL PS - RODGERS - #6431	Completed	HOME	\$10,000.00	\$10,000.00	\$0.00
			1916	Unknown	Canceled	CDBG	\$0.00	\$0.00	\$0.00
			1945	DAL PS - GAILEY - #6440	Completed	HOME	\$10,000.00	\$10,000.00	\$0.00
			1946	DAL PS - JENKINS - #6435	Completed	HOME	\$10,000.00	\$10,000.00	\$0.00
			1947	DAL PS - PEDERSEN - #6427	Completed	HOME	\$10,000.00	\$10,000.00	\$0.00
			1948	DAL PS - EICH - #6445	Completed	HOME	\$10,000.00	\$10,000.00	\$0.00
			1949	DAL PS - JALLAND - #6444	Completed	HOME	\$10,000.00	\$10,000.00	\$0.00
			1950	CNHS DAL - TAYLOR - #6446	Completed	HOME	\$10,800.00	\$10,800.00	\$0.00
			1951	CNHS DAL - MYERS - #6423	Completed	HOME	\$10,800.00	\$10,800.00	\$0.00
			1952	TBCDC DAL - GIVENS - #6397	Completed	HOME	\$9,440.00	\$9,440.00	\$0.00
			1953	TBCDC DAL - FOLBERTH - #6443	Completed	HOME	\$10,350.00	\$10,350.00	\$0.00
			1954	TBCDC DAL - PARKER - #6448	Completed	HOME	\$10,800.00	\$10,800.00	\$0.00
		Project Total					\$415,975.00	\$415,975.00	\$0.00
	27	LARGO DOWN PAYMENT ASSISTANCE	1899	LARGO DAL - SMITH - #6413	Completed	HOME	\$10,800.00	\$10,800.00	\$0.00
			1968	LDAL - D'ARISTOTILE - #6495	Completed	HOME	\$10,000.00	\$10,000.00	\$0.00
			1969	LDAL - MOORE - #6496	Completed	HOME	\$25,800.00	\$25,800.00	\$0.00
		Project Total					\$46,600.00	\$46,600.00	\$0.00
	29	RELIGIOUS COMMUNITY SERVICES - THE HAVEN OPERATING	1837	RCS - THE HAVEN OPERATIONS	Completed	ESG	\$30,678.51	\$30,678.51	\$0.00
							\$30,678.51	\$30,678.51	\$0.00
	30	CLEARWATER HOMELESS INTERVENTION PROJECT - OPERATIONS	1838	CHIP OPERATING FUNDS	Completed	ESG	\$25,000.00	\$25,000.00	\$0.00
							\$25,000.00	\$25,000.00	\$0.00

U.S. Department of Housing and Urban Development
Office of Community Planning and Development
Integrated Disbursement and Information System
List of Activities By Program Year And Project
PINELLAS COUNTY,FL

DATE: 12-08-16
TIME: 12:51
PAGE: 59

Plan Year	IDIS Project	Project	IDIS Activity ID	Activity Name	Activity Status	Program	Funded Amount	Draw Amount	Balance
2004	31	SUNCOAST CENTER FOR COMMUNITY MENTAL HEALTH - SERVICES	1853	SCCMH SERVICES	Completed	ESG	\$14,524.00	\$14,524.00	\$0.00
		Project Total					\$14,524.00	\$14,524.00	\$0.00
	32	FAMILY RESOURCES YOUTH CRISIS SHELTER - OPERATIONS	1862	FAMILY RESOURCES YOUTH CRISIS CENTER OPS	Completed	ESG	\$25,000.00	\$25,000.00	\$0.00
		Project Total					\$25,000.00	\$25,000.00	\$0.00
	33	HOMELESS EMERGENCY PROJECT - OPERATIONS	1839	HOMELESS EMERGENCY PROJECT OPERATIONS	Completed	ESG	\$37,254.00	\$37,254.00	\$0.00
		Project Total					\$37,254.00	\$37,254.00	\$0.00
	34	CDBG ADMINISTRATION	1809	CDBG ADMINISTRATION	Completed	CDBG	\$881,576.52	\$881,576.52	\$0.00
		Project Total					\$881,576.52	\$881,576.52	\$0.00
	35	HOME ADMINISTRATION	1811	HOME ADMINISTRATION	Completed	HOME	\$269,000.78	\$269,000.78	\$0.00
		Project Total					\$269,000.78	\$269,000.78	\$0.00
	36	ESG ADMINISTRATION	1816	ESG PROGRAM ADMINISTRATION	Completed	ESG	\$6,983.00	\$6,983.00	\$0.00
		Project Total					\$6,983.00	\$6,983.00	\$0.00
	37	CASIL INDEPENDENT LIVING PROGRAM	1826	ILP - CICH - #6323	Completed	HOME	\$3,800.00	\$3,800.00	\$0.00
			1827	ILP - ATKINSON - #6315	Completed	HOME	\$3,800.00	\$3,800.00	\$0.00
			1858	ILP - NOONAN - #6365	Completed	HOME	\$3,800.00	\$3,800.00	\$0.00
			1880	ILP - D'AMBROSIO - #6388	Completed	HOME	\$3,800.00	\$3,800.00	\$0.00
			1882	ILP - TURNER - #6399	Completed	HOME	\$3,800.00	\$3,800.00	\$0.00
			1901	ILP - JUDY - #6419	Completed	HOME	\$3,800.00	\$3,800.00	\$0.00
		Project Total					\$22,800.00	\$22,800.00	\$0.00
	38	HISTORIC PRESERVATION PROJECTS	1851	HISTORIC PRESERVATION PROJECTS	Completed	CDBG	\$10,000.00	\$10,000.00	\$0.00
		Project Total					\$10,000.00	\$10,000.00	\$0.00
	39	FRIENDS OF RIDGECREST ROOF REPAIR	1871	FRIENDS OF RIDGECREST ROOF REPAIR	Completed	CDBG	\$850.00	\$850.00	\$0.00
			1891	FRIENDS OF RIDGECREST ROOF REPAIR	Completed	CDBG	\$1,999.00	\$1,999.00	\$0.00
		Project Total					\$2,849.00	\$2,849.00	\$0.00
	42	CATHOLIC CHARITIES HURRICANE KATRINA	1919	CATHOLIC CHARITIES HURRICANE KATRINA	Completed	CDBG	\$100,000.00	\$100,000.00	\$0.00
		Project Total					\$100,000.00	\$100,000.00	\$0.00
	43	HOMELESS EMERGENCY PROJECT HURRICANE KATRINA	1939	HEP HURRICANE KATRINA ASSISTANCE	Completed	CDBG	\$2,635.00	\$2,635.00	\$0.00
			1984	HEP HURRICANE KATRINA	Completed	CDBG	\$19,138.79	\$19,138.79	\$0.00
		Project Total					\$21,773.79	\$21,773.79	\$0.00
	44	HIGH POINT FAMILY CENTER DESIGN	1932	HIGH POINT FAMILY CENTER DESIGN	Completed	CDBG	\$48,685.00	\$48,685.00	\$0.00
		Project Total					\$48,685.00	\$48,685.00	\$0.00
						CDBG	\$4,102,248.43	\$4,102,248.43	\$0.00
		Program Total				ESG	\$139,439.51	\$139,439.51	\$0.00
						HOME	\$2,381,822.17	\$2,381,822.17	\$0.00
	2004 Total						\$6,623,510.11	\$6,623,510.11	\$0.00

U.S. Department of Housing and Urban Development
Office of Community Planning and Development
Integrated Disbursement and Information System
List of Activities By Program Year And Project
PINELLAS COUNTY,FL

DATE: 12-08-16
TIME: 12:51
PAGE: 60

Plan Year	IDIS Project	Project	IDIS Activity ID	Activity Name	Activity Status	Program	Funded Amount	Draw Amount	Balance
2005	2	GREATER RIDGECREST AREA NEIGHBORHOOD CLEANUP	1974	GREATER RIDGECREST NEIGHBORHOOD CLEANUP	Completed	CDBG	\$10,414.97	\$10,414.97	\$0.00
		Project Total					\$10,414.97	\$10,414.97	\$0.00
	3	GREATER RIDGECREST AREA PAINT PROGRAM	1927	GRA PAINT PROGRAM	Completed	CDBG	\$4,644.81	\$4,644.81	\$0.00
		Project Total					\$4,644.81	\$4,644.81	\$0.00
	4	YMCA OPERATIONS GREATER RIDGECREST BRANCH	1928	YMCA OPERATIONS GRA BRANCH	Completed	CDBG	\$318,512.00	\$318,512.00	\$0.00
		Project Total					\$318,512.00	\$318,512.00	\$0.00
	5	LEALMAN CLEAN-UP	1972	LEALMAN NEIGHBORHOOD CLEANUP	Completed	CDBG	\$29,804.85	\$29,804.85	\$0.00
		Project Total					\$29,804.85	\$29,804.85	\$0.00
	6	LEALMAN FAMILY CENTER NEWSLETTER	1938	LEALMAN FAMILY CENTER NEWSLETTER	Completed	CDBG	\$9,692.09	\$9,692.09	\$0.00
		Project Total					\$9,692.09	\$9,692.09	\$0.00
	7	LEALMAN PARK IMPROVEMENTS	1975	LEALMAN PARK IMPROVEMENTS	Completed	CDBG	\$579,000.00	\$579,000.00	\$0.00
		Project Total					\$579,000.00	\$579,000.00	\$0.00
	8	HIGH POINT COMMUNITY PRIDE FENCE	1940	HIGH POINT COMMUNITY PRIDE FENCE	Completed	CDBG	\$7,192.00	\$7,192.00	\$0.00
		Project Total					\$7,192.00	\$7,192.00	\$0.00
	9	YMCA HIGH POINT BRANCH REHABILITATION	1937	YMCA HIGH POINT BRANCH REHABILITATION	Completed	CDBG	\$99,250.00	\$99,250.00	\$0.00
		Project Total					\$99,250.00	\$99,250.00	\$0.00
	10	CITY OF DUNEDIN STREETSCAPE	2085	CITY OF DUNEDIN STREETSCAPE	Completed	CDBG	\$72,060.68	\$72,060.68	\$0.00
		Project Total					\$72,060.68	\$72,060.68	\$0.00
	11	GULFPORT 49TH STREET STREETSCAPE	2074	GULFPORT 49TH STREET STREETSCAPE	Completed	CDBG	\$300,000.00	\$300,000.00	\$0.00
		Project Total					\$300,000.00	\$300,000.00	\$0.00
	12	OLDSMAR STREETSCAPE	2079	OLDSMAR STREETSCAPE	Completed	CDBG	\$200,000.00	\$200,000.00	\$0.00
		Project Total					\$200,000.00	\$200,000.00	\$0.00
	13	CITY OF PINELLAS PARK STREETSCAPE	2011	CITY OF PINELLAS PARK STREETSCAPE	Completed	CDBG	\$79,237.53	\$79,237.53	\$0.00
		Project Total					\$79,237.53	\$79,237.53	\$0.00
	14	CITY OF SAFETY HARBOR STREETSCAPE	1995	CITY OF SAFETY HARBOR STREETSCAPE	Completed	CDBG	\$75,000.00	\$75,000.00	\$0.00
		Project Total					\$75,000.00	\$75,000.00	\$0.00
	16	PEMHS REHABILITATION	1983	PEMHS REHABILITATION	Completed	CDBG	\$17,135.00	\$17,135.00	\$0.00
		Project Total					\$17,135.00	\$17,135.00	\$0.00
	17	HOMELESS EMERGENCY PROJECT REHABILITATION	1934	HOMELESS EMERGENCY PROJECT REHAB	Completed	ESG	\$75,000.00	\$75,000.00	\$0.00
		Project Total					\$75,000.00	\$75,000.00	\$0.00
	19	DEMOLITION AND CLEARANCE	1936	DEMO - 12518 ORANGE STREET	Completed	CDBG	\$4,794.50	\$4,794.50	\$0.00
			1943	DEMO - 19125 WHISPERING PINES DR	Completed	CDBG	\$700.00	\$700.00	\$0.00
			1944	DEMO - 520 LINCOLN AVE	Completed	CDBG	\$7,000.00	\$7,000.00	\$0.00
			1970	DEMO - 1249 22ND TERR	Completed	CDBG	\$2,982.00	\$2,982.00	\$0.00
			1971	DEMO - 414 GRANT	Completed	CDBG	\$5,380.73	\$5,380.73	\$0.00

U.S. Department of Housing and Urban Development
Office of Community Planning and Development
Integrated Disbursement and Information System
List of Activities By Program Year And Project
PINELLAS COUNTY,FL

DATE: 12-08-16
TIME: 12:51
PAGE: 61

Plan Year	IDIS Project	Project	IDIS Activity ID	Activity Name	Activity Status	Program	Funded Amount	Draw Amount	Balance
2005	19	DEMOLITION AND CLEARANCE	1973	DEMO - 4455 46TH ST	Completed	CDBG	\$4,737.08	\$4,737.08	\$0.00
			1978	DEMO - 1317 GOODEN CROSSING	Completed	CDBG	\$7,230.20	\$7,230.20	\$0.00
			1979	DEMO - 4317 57TH AVE	Completed	CDBG	\$3,970.05	\$3,970.05	\$0.00
			1986	DEMO - 7064 33RD ST N	Completed	CDBG	\$4,120.20	\$4,120.20	\$0.00
			1987	DEMO - 3837 44TH AVE N	Completed	CDBG	\$2,409.75	\$2,409.75	\$0.00
			1993	DEMO - 12599 128TH AVE	Completed	CDBG	\$3,806.59	\$3,806.59	\$0.00
			1994	DEMO - 5995 72ND AVE N	Completed	CDBG	\$7,077.00	\$7,077.00	\$0.00
			2003	DEMO - 7102 52ND WAY N	Completed	CDBG	\$5,143.76	\$5,143.76	\$0.00
			2013	DEMO - 5609 35TH WAY N	Completed	CDBG	\$5,802.68	\$5,802.68	\$0.00
		Project Total					\$65,154.54	\$65,154.54	\$0.00
	20	POC - CHORE SERVICES	1935	POC - CHORE SERVICES	Completed	CDBG	\$30,000.00	\$30,000.00	\$0.00
							\$30,000.00	\$30,000.00	\$0.00
	21	HOMELESS EMERGENCY PROJECT OPERATIONS	1977	HOMELESS EMERGENCY PROJECT OPERATIONS	Completed	ESG	\$33,572.00	\$33,572.00	\$0.00
							\$33,572.00	\$33,572.00	\$0.00
	22	CLEARWATER HOMLEESS INTERVENTION PROJECT OPERATIONS	1976	CHIP OPERATING	Completed	ESG	\$25,000.00	\$25,000.00	\$0.00
							\$25,000.00	\$25,000.00	\$0.00
	23	RENTAL PROPERTY IMPROVEMENT	1920	RPI - VALE - #6433	Completed	CDBG	\$3,000.00	\$3,000.00	\$0.00
			1924	RPI - FRIEDEL - #6453	Completed	CDBG	\$8,800.00	\$8,800.00	\$0.00
			1929	RPI - PADGITT - #6465	Completed	CDBG	\$13,000.00	\$13,000.00	\$0.00
			1941	RPI - FEDERAL HOMES - #6491	Completed	CDBG	\$24,000.00	\$24,000.00	\$0.00
			1942	RPI - FEDERAL HOMES - #6488	Completed	CDBG	\$24,000.00	\$24,000.00	\$0.00
		Project Total					\$72,800.00	\$72,800.00	\$0.00
	24	LARGO SINGLE FAMILY REHAB	1989	LSFR - ACKER - #6502	Completed	HOME	\$20,502.51	\$20,502.51	\$0.00
			2010	LSFR - SWIFT - 6583	Completed	HOME	\$146,828.64	\$146,828.64	\$0.00
			2025	LSFR - JOHNSON - #6610	Completed	HOME	\$132,588.63	\$132,588.63	\$0.00
			2029	LSFR - DAYS - #6634	Completed	HOME	\$43,971.96	\$43,971.96	\$0.00
			2030	LSFR - CLARK - #6636	Completed	HOME	\$19,495.81	\$19,495.81	\$0.00
			2036	LSFR - CRITCHLOW - #6635	Completed	HOME	\$60,884.58	\$60,884.58	\$0.00
		Project Total					\$424,272.13	\$424,272.13	\$0.00
	25	RENTAL HOUSING DEVELOPMENT	1966	RHD - GROVE PARK - #6381	Completed	HOME	\$686,848.42	\$686,848.42	\$0.00
			1980	RHD-HIGHLANDER VILLAGE/SHADY GROVE #6510	Completed	CDBG	\$350,000.00	\$350,000.00	\$0.00
						HOME	\$0.00	\$0.00	\$0.00
			1981	RHD - UPARC - #6509	Completed	CDBG	\$450,000.00	\$450,000.00	\$0.00
			1991	BOLEY CENTER - SAFE HAVEN	Completed	HOME	\$325,000.00	\$325,000.00	\$0.00
			2037	RHD - BOLEY SAFE HAVEN - #	Completed	HOME	\$2,135,880.00	\$2,135,880.00	\$0.00
			2370	OHD - Shady Grove	Completed	HOME	\$643,860.41	\$643,860.41	\$0.00
		Project Total					\$4,591,588.83	\$4,591,588.83	\$0.00

U.S. Department of Housing and Urban Development
Office of Community Planning and Development
Integrated Disbursement and Information System
List of Activities By Program Year And Project
PINELLAS COUNTY,FL

DATE: 12-08-16
TIME: 12:51
PAGE: 62

Plan Year	IDIS Project	Project	IDIS Activity ID	Activity Name	Activity Status	Program	Funded Amount	Draw Amount	Balance
2005	26	HOMEOWNER REHABILITATION	1957	LIL - RODRIGUEZ - #6461	Completed	HOME	\$18,812.49	\$18,812.49	\$0.00
			1962	ILP - MCGRATH - 36484	Completed	HOME	\$3,800.00	\$3,800.00	\$0.00
			1990	FORECLOSURE ACTIVITY - RALLS #6206	Open	HOME	\$61,035.25	\$60,869.92	\$165.33
			1997	ILP - IACONO - #653	Completed	HOME	\$3,800.00	\$3,800.00	\$0.00
		Project Total					\$87,447.74	\$87,282.41	\$165.33
	28	HOMELESS EMERGENCY PROJECT SUPPORTIVE HOUSING CONSTRUCTION	1982	HEP SUPPORTIVE HOUSING CONSTRUCTION	Completed	CDBG	\$100,000.00	\$100,000.00	\$0.00
							\$100,000.00	\$100,000.00	\$0.00
	29	UPARC ACQUISITION	1933	UPARC ACQUISITION - CDBG	Completed	CDBG	\$124,263.00	\$124,263.00	\$0.00
			1960	UPARC ACQUISITION - HOME	Completed	HOME	\$192,320.00	\$192,320.00	\$0.00
							\$316,583.00	\$316,583.00	\$0.00
	30	LARGO DOWN PAYMENT ASSISTANCE	1996	LDAL - RIVERA - #6530	Completed	HOME	\$25,800.00	\$25,800.00	\$0.00
			2008	LARGO DAL - WINCHELL - #6567	Completed	HOME	\$25,800.00	\$25,800.00	\$0.00
			2009	LARGO DAL - SCROFFINS - #6566	Completed	HOME	\$24,950.00	\$24,950.00	\$0.00
			2012	LARGO DAL - OTALORA - #6587	Completed	HOME	\$25,800.00	\$25,800.00	\$0.00
			2027	LARGO DAL - TOSHA - #6589	Completed	HOME	\$25,800.00	\$25,800.00	\$0.00
			2028	LARGO DAL - REYES - #6588	Completed	HOME	\$25,800.00	\$25,800.00	\$0.00
			2031	LARGO DAL - GALLANT - #6655	Completed	HOME	\$25,800.00	\$25,800.00	\$0.00
			2032	LARGO DAL - MORENO - #6657	Completed	HOME	\$25,800.00	\$25,800.00	\$0.00
			2033	LARGO DAL - BOAZ - #6653	Completed	HOME	\$25,800.00	\$25,800.00	\$0.00
			2034	LARGO DAL - RAY - #6656	Completed	HOME	\$25,800.00	\$25,800.00	\$0.00
			2035	LARGO DAL - SALMAN - #6654	Completed	HOME	\$25,800.00	\$25,800.00	\$0.00
							\$282,950.00	\$282,950.00	\$0.00
	31	DOWN PAYMENT ASSISTANCE	1955	CNHS DAL - JOYCE - #6458	Completed	HOME	\$10,800.00	\$10,800.00	\$0.00
			1958	DAL - SMITH - #6462	Completed	HOME	\$10,000.00	\$10,000.00	\$0.00
			1965	DAL-PS - MARTS - #6489	Completed	HOME	\$10,000.00	\$10,000.00	\$0.00
			1988	DAL-PS - TIPPIT - #6505	Completed	HOME	\$10,000.00	\$10,000.00	\$0.00
			1992	DAL - MARTINEZ - #6516	Completed	HOME	\$8,350.00	\$8,350.00	\$0.00
		Project Total					\$49,150.00	\$49,150.00	\$0.00
	33	PINELLAS COUNTY ADMINISTRATION	1918	CDBG ADMINISTRATION	Completed	CDBG	\$799,765.54	\$799,765.54	\$0.00
			1922	ESG ADMINISTRATION	Completed	ESG	\$6,768.99	\$6,768.99	\$0.00
			1923	HOME ADMINISTRATION	Completed	HOME	\$336,318.73	\$336,318.73	\$0.00
		Project Total					\$1,142,853.26	\$1,142,853.26	\$0.00
	34	FRIENDS OF RIDGECREST ROOF REPLACEMENT	1998	FRIENDS OF RIDGECREST ROOF REPLACEMENT	Completed	CDBG	\$20,000.00	\$20,000.00	\$0.00
		Project Total					\$20,000.00	\$20,000.00	\$0.00
	35	PINELLAS VILLAGE REHABILITATION	2005	PINELLAS VILLAGE REHAB	Completed	CDBG	\$57,826.02	\$57,826.02	\$0.00
			2111	PINELLAS VILLAGE REHAB	Completed	CDBG	\$25,000.00	\$25,000.00	\$0.00
		Project Total					\$82,826.02	\$82,826.02	\$0.00

U.S. Department of Housing and Urban Development
Office of Community Planning and Development
Integrated Disbursement and Information System
List of Activities By Program Year And Project
PINELLAS COUNTY,FL

DATE: 12-08-16
TIME: 12:51
PAGE: 63

Plan Year	IDIS Project	Project	IDIS Activity ID	Activity Name	Activity Status	Program	Funded Amount	Draw Amount	Balance
2005	36	ACQUISITION OF HOUSING SITES	2067	KORKIS ACQUISITION	Completed	CDBG	\$70,264.47	\$70,264.47	\$0.00
			2112	ACQUISITION OF HOUSING SITES - MCCREA	Completed	CDBG	\$107,044.05	\$107,044.05	\$0.00
		Project Total					\$177,308.52	\$177,308.52	\$0.00
						CDBG	\$4,074,061.55	\$4,074,061.55	\$0.00
		Program Total				ESG	\$140,340.99	\$140,340.99	\$0.00
						HOME	\$5,164,047.43	\$5,163,882.10	\$165.33
		2005 Total					\$9,378,449.97	\$9,378,284.64	\$165.33
2006	6	PINELLAS COUNTY ADMINISTRATION	2000	PINELLAS COUNTY CDBG ADMINISTRATION	Completed	CDBG	\$744,915.08	\$744,915.08	\$0.00
			2001	PINELLAS CO/LARGO HOME ADMINISTRATION	Completed	HOME	\$334,297.98	\$334,297.98	\$0.00
			2002	PINELLAS COUNTY ESG ADMINISTRATION	Completed	ESG	\$6,717.75	\$6,717.75	\$0.00
		Project Total					\$1,085,930.81	\$1,085,930.81	\$0.00
	10	Housing Opportunities - Largo Down Payment Assistance	2058	LARGO DAL - CURRY - #6735	Completed	HOME	\$25,800.00	\$25,800.00	\$0.00
			2059	LARGO DAL - PEDICONE - #6736	Completed	HOME	\$25,800.00	\$25,800.00	\$0.00
			2060	LARGO DAL - CHIPMAN - #6737	Completed	HOME	\$25,800.00	\$25,800.00	\$0.00
			2061	LARGO DAL - CONTOIS - #6734	Completed	HOME	\$25,800.00	\$25,800.00	\$0.00
			2062	LARGO DAL - ROGERS - #6733	Completed	HOME	\$25,800.00	\$25,800.00	\$0.00
			2078	LARGO DAL - HARTWELL - #6844	Completed	HOME	\$25,800.00	\$25,800.00	\$0.00
			2087	LARGO DAL - ANDREA - #6918	Completed	HOME	\$25,800.00	\$25,800.00	\$0.00
		Project Total					\$180,600.00	\$180,600.00	\$0.00
	11	Housing Opportunities (for Ownership)	2045	DAL - FAUST - #6669	Completed	HOME	\$10,000.00	\$10,000.00	\$0.00
			2050	PS DAL - COOK - #6668	Completed	HOME	\$10,000.00	\$10,000.00	\$0.00
			2051	PS DAL - BALDWIN - #6670	Completed	HOME	\$10,000.00	\$10,000.00	\$0.00
			2052	PS DAL - PINELLI - #6667	Completed	HOME	\$10,000.00	\$10,000.00	\$0.00
		Project Total					\$40,000.00	\$40,000.00	\$0.00
	12	Housing Production - Rental	2006	GROVE PARK RELOCATION: WARREN CAIN	Completed	HOME	\$48,279.90	\$48,279.90	\$0.00
			2007	GROVE PARK RELOCATION: OLIVER DECKER	Completed	HOME	\$42,540.62	\$42,540.62	\$0.00
			2024	GROVE PARK RELO - ROBERT HOAGLAND	Completed	HOME	\$6,839.09	\$6,839.09	\$0.00
			2026	GROVE PARK RELO - RAMONA MAGLONE	Completed	HOME	\$48,023.00	\$48,023.00	\$0.00
			2046	RHD - CHAF 31st St. - #6696	Completed	CDBG	\$351,833.75	\$351,833.75	\$0.00
						HOME	\$1,003,173.19	\$1,003,173.19	\$0.00
			2047	GROVE PARK RELO - BRISCOE	Completed	HOME	\$65,571.00	\$65,571.00	\$0.00
			2048	GROVE PARK RELO - WITHLOW	Completed	HOME	\$48,395.11	\$48,395.11	\$0.00
			2049	GROVE PARK RELO - WALCK	Completed	HOME	\$34,265.10	\$34,265.10	\$0.00
			2105	RHD - UPARC CURLEW SRO - #7005	Completed	HOME	\$375,599.50	\$375,599.50	\$0.00
		Project Total					\$2,024,520.26	\$2,024,520.26	\$0.00
	14	HOUSING PRESERVATION - CITY OF LARGO S/F REHAB	2063	LARGO SFR - CASAVANT - #6774	Completed	HOME	\$8,571.70	\$8,571.70	\$0.00
			2066	LSFR - MONARCH - #6753	Completed	HOME	\$143,683.16	\$143,683.16	\$0.00
			2088	LARGO SFR - PITTS - #6946	Completed	HOME	\$25,840.38	\$25,840.38	\$0.00

U.S. Department of Housing and Urban Development
Office of Community Planning and Development
Integrated Disbursement and Information System
List of Activities By Program Year And Project
PINELLAS COUNTY,FL

DATE: 12-08-16
TIME: 12:51
PAGE: 64

Plan Year	IDIS Project	Project	IDIS Activity ID	Activity Name	Activity Status	Program	Funded Amount	Draw Amount	Balance
2006	14	Project Total					\$178,095.24	\$178,095.24	\$0.00
	15	Housing Preservation - Rental	2039	TARPON SPRINGS HOUSING AUTHORITY DUPLEX	Completed	CDBG	\$271,359.80	\$271,359.80	\$0.00
			2054	RPI - FRIEDEL - 6582	Completed	CDBG	\$12,000.00	\$12,000.00	\$0.00
			2055	RPI - LAU - 6611	Completed	CDBG	\$9,000.00	\$9,000.00	\$0.00
			2056	RPI - KARROT - 6620	Completed	CDBG	\$4,064.51	\$4,064.51	\$0.00
			2064	RHD - CSF LEO LANE - #6771	Completed	HOME	\$814,704.00	\$814,704.00	\$0.00
		Project Total					\$1,111,128.31	\$1,111,128.31	\$0.00
	17	Homeless Emergency Project, Inc. - Utilities	2042	HOMELESS EMERGENCY PROJECT OPERATIONS	Completed	ESG	\$31,468.98	\$31,468.98	\$0.00
		Project Total					\$31,468.98	\$31,468.98	\$0.00
	18	Religious Community Services, Inc. Haven and Grace House	2043	RCS - GRACE HOUSE/HAVEN MAINT & OPS	Completed	ESG	\$55,195.37	\$55,195.37	\$0.00
			2044	RCS GRACE HOUSE/HAVEN ESSENTIAL SVCS	Completed	ESG	\$26,805.93	\$26,805.93	\$0.00
			2083	RCS GRACE HOUSE/HAVEN ESSENTIAL SVCS	Completed	ESG	\$13,194.06	\$13,194.06	\$0.00
		Project Total					\$95,195.36	\$95,195.36	\$0.00
	20	Family Resources, Inc. - Rehab of Turner Street Facility	2023	FAMILY RESOURCES TURNER ST REHAB	Completed	CDBG	\$463,506.78	\$463,506.78	\$0.00
		Project Total					\$463,506.78	\$463,506.78	\$0.00
	21	Security/Utility Deposit Program	2057	ST PETERSBURG FREE CLINIC	Completed	CDBG	\$15,849.92	\$15,849.92	\$0.00
		Project Total					\$15,849.92	\$15,849.92	\$0.00
	23	Clearance and Demolition	2014	DEMO - 4351 56TH ST. N.	Completed	CDBG	\$3,711.44	\$3,711.44	\$0.00
			2015	DEMO - 2782 52ND AVE N	Completed	CDBG	\$3,914.06	\$3,914.06	\$0.00
			2018	DEMO - 3770 44TH AVE N	Completed	CDBG	\$3,868.24	\$3,868.24	\$0.00
			2019	DEMO - 1431 OAK STREET	Completed	CDBG	\$6,982.29	\$6,982.29	\$0.00
			2020	DEMO - 19125 WHISPERING PINES	Completed	CDBG	\$6,300.00	\$6,300.00	\$0.00
			2041	DEMO - 4343 57TH AVE	Completed	CDBG	\$6,777.15	\$6,777.15	\$0.00
			2053	DEMO - 12810 CAMPBELL LANE	Completed	CDBG	\$7,417.66	\$7,417.66	\$0.00
			2065	DEMO - 12810 CAMPBELL LN	Canceled	CDBG	\$0.00	\$0.00	\$0.00
		Project Total					\$38,970.84	\$38,970.84	\$0.00
	24	Pinellas Opportunity Council - Chore Services	2016	POC - CHORE SERVICES	Completed	CDBG	\$30,000.00	\$30,000.00	\$0.00
		Project Total					\$30,000.00	\$30,000.00	\$0.00
	25	GRA YMCA Operations	2021	GRA YMCA OPERATIONS	Completed	CDBG	\$340,000.00	\$340,000.00	\$0.00
		Project Total					\$340,000.00	\$340,000.00	\$0.00
	26	Lealman Family Center Newsletter	2017	LEALMAN FAMILY CENTER NEWS	Completed	CDBG	\$11,081.13	\$11,081.13	\$0.00
		Project Total					\$11,081.13	\$11,081.13	\$0.00
	28	City of Pinellas Park Sidewalks	2072	CITY OF PINELLAS PARK SIDEWALKS	Completed	CDBG	\$188,458.50	\$188,458.50	\$0.00
		Project Total					\$188,458.50	\$188,458.50	\$0.00
	30	High Point Family Center	2004	HIGH POINT FAMILY CENTER CONSTRUCTION	Completed	CDBG	\$1,270,000.00	\$1,270,000.00	\$0.00
		Project Total					\$1,270,000.00	\$1,270,000.00	\$0.00
	31	Greater Ridgecrest Area Gooden Crossing Sidewalks	2022	GOODEN CROSSING SIDEWALKS	Completed	CDBG	\$203,955.55	\$203,955.55	\$0.00
			2198	Gooden Crossing Sidewalk Acquisition of Right-of-Way	Completed	CDBG	\$2,400.00	\$2,400.00	\$0.00

U.S. Department of Housing and Urban Development
Office of Community Planning and Development
Integrated Disbursement and Information System
List of Activities By Program Year And Project
PINELLAS COUNTY,FL

Plan Year	IDIS Project	Project	IDIS Activity ID	Activity Name	Activity Status	Program	Funded Amount	Draw Amount	Balance
2006	31	Project Total					\$206,355.55	\$206,355.55	\$0.00
	32	Dansville Phase III	2115	DANSVILLE PHASE III	Completed	CDBG	\$1,565,984.54	\$1,565,984.54	\$0.00
		Project Total					\$1,565,984.54	\$1,565,984.54	\$0.00
						CDBG	\$5,523,380.40	\$5,523,380.40	\$0.00
						ESG	\$133,382.09	\$133,382.09	\$0.00
						HOME	\$3,220,383.73	\$3,220,383.73	\$0.00
		Program Total					\$8,877,146.22	\$8,877,146.22	\$0.00
2007		2006 Total					\$8,877,146.22	\$8,877,146.22	\$0.00
	1	PINELLAS COUNTY ADMINISTRATION	2069	CDBG ADMINISTRATION	Completed	CDBG	\$715,980.27	\$715,980.27	\$0.00
			2070	ESG ADMINISTRATION	Completed	ESG	\$6,748.90	\$6,748.90	\$0.00
			2071	HOME ADMINISTRATION	Completed	HOME	\$228,143.99	\$228,143.99	\$0.00
		Project Total					\$950,873.16	\$950,873.16	\$0.00
	2	GREATER RIDGECREST AREA NEIGHBORHOOD CLEANUP	2084	GRA NEIGHBORHOOD CLEANUP	Completed	CDBG	\$14,657.14	\$14,657.14	\$0.00
		Project Total					\$14,657.14	\$14,657.14	\$0.00
	3	YMCA GRA BRANCH ROOF REPAIR	2086	YMCA GREATER RIDGECREST ROOF REHAB	Completed	CDBG	\$47,579.75	\$47,579.75	\$0.00
		Project Total					\$47,579.75	\$47,579.75	\$0.00
	5	GRA YMCA OPERATIONS	2082	GRA YMCA OPERATIONS	Completed	CDBG	\$321,880.00	\$321,880.00	\$0.00
		Project Total					\$321,880.00	\$321,880.00	\$0.00
	6	LEALMAN FAMILY CENTER NEWSLETTER	2080	LEALMAN FAMILY CENTER NEWSLETTER	Completed	CDBG	\$7,497.90	\$7,497.90	\$0.00
		Project Total					\$7,497.90	\$7,497.90	\$0.00
	7	CITY OF GULFPORT STREETSCAPE	2260	Gulfport 49th Streetscape Project	Completed	CDBG	\$152,640.07	\$152,640.07	\$0.00
		Project Total					\$152,640.07	\$152,640.07	\$0.00
	8	SUNCOAST CENTER FOR COMMUNITY MENTAL HEALTH- HOMELESS SVCS.	2068	SCCMH HOMELESS SERVICES	Canceled	CDBG	\$0.00	\$0.00	\$0.00
			2075	SUNCOAST CTR FOR COMMUNITY MENTAL HEALTH	Completed	CDBG	\$141,274.57	\$141,274.57	\$0.00
		Project Total					\$141,274.57	\$141,274.57	\$0.00
	9	CITY OF PINELLAS PARK SIDEWALKS	2118	PINELLAS PARK SIDEWALK	Completed	CDBG	\$149,928.70	\$149,928.70	\$0.00
		Project Total					\$149,928.70	\$149,928.70	\$0.00
	10	CITY OF SAFETY HARBOR STREETSCAPE	2116	CITY OF SAFETY HARBOR STREETSCAPE	Completed	CDBG	\$50,000.00	\$50,000.00	\$0.00
		Project Total					\$50,000.00	\$50,000.00	\$0.00
	12	PINELLAS OPPORTUNITY COUNCIL - CHORE SERVICES	2076	POC - CHORE SERVICES	Completed	CDBG	\$30,480.00	\$30,480.00	\$0.00
		Project Total					\$30,480.00	\$30,480.00	\$0.00
	13	LIGHTHOUSE OF PINELLAS AIR CONDITIONING	2081	LIGHTHOUSE OF PINELLAS AIR CONDITIONING	Completed	CDBG	\$77,569.00	\$77,569.00	\$0.00
		Project Total					\$77,569.00	\$77,569.00	\$0.00
	14	PEMHS FACILITY CONSTRUCTION	2126	PEMHS FACILITY CONSTRUCTION	Completed	CDBG	\$400,000.00	\$400,000.00	\$0.00
		Project Total					\$400,000.00	\$400,000.00	\$0.00

U.S. Department of Housing and Urban Development
Office of Community Planning and Development
Integrated Disbursement and Information System
List of Activities By Program Year And Project
PINELLAS COUNTY,FL

DATE: 12-08-16
TIME: 12:51
PAGE: 66

Plan Year	IDIS Project	Project	IDIS Activity ID	Activity Name	Activity Status	Program	Funded Amount	Draw Amount	Balance
2007	15	WESTCARE GULF COAST MUSTARD SEED/TURNING POINT REHAB	2097	WESTCARE TURNING POINT REHAB	Completed	CDBG	\$35,700.00	\$35,700.00	\$0.00
			2100	WESTCARE - MUSTARD SEED REHAB	Completed	CDBG	\$107,130.00	\$107,130.00	\$0.00
		Project Total					\$142,830.00	\$142,830.00	\$0.00
	16	WESTCARE GULF COAST TURNING POINT SHELTER	2077	WESTCARE GULFCOAST TURNING POINT SHELTER	Completed	ESG	\$128,229.00	\$128,229.00	\$0.00
		Project Total					\$128,229.00	\$128,229.00	\$0.00
	17	HOUSING PRESERVATION - OWNER OCCUPIED	2098	PM - BROWN - CASE #5397	Canceled	CDBG	\$0.00	\$0.00	\$0.00
		Project Total					\$0.00	\$0.00	\$0.00
	19	HOUSING PRESERVATION - CITY OF LARGO	2101	LARGO SFR - URBANEC - #6976	Completed	HOME	\$69,276.50	\$69,276.50	\$0.00
			2109	LSFR - BOTTA - #6988	Completed	HOME	\$27,199.85	\$27,199.85	\$0.00
			2152	LARGO DAL - VOGEL - #7085	Completed	HOME	\$37,591.30	\$37,591.30	\$0.00
		Project Total					\$134,067.65	\$134,067.65	\$0.00
	20	HOUSING PRODUCTION - OWNER OCCUPIED	2106	OHD - STEVENS CREEK - #6913H	Completed	HOME	\$1,427,085.53	\$1,427,085.53	\$0.00
		Project Total					\$1,427,085.53	\$1,427,085.53	\$0.00
	21	HOUSING OPPORTUNITIES - OWNERSHIP	2091	DAL - FAIRBANKS - #6987	Completed	HOME	\$10,887.50	\$10,887.50	\$0.00
			2092	DAL - MOORE - #6991	Completed	HOME	\$11,302.50	\$11,302.50	\$0.00
			2093	DAL - ROBERT - #6989	Completed	HOME	\$11,311.00	\$11,311.00	\$0.00
			2094	DAL - SALADIN - #6990	Completed	HOME	\$21,302.50	\$21,302.50	\$0.00
			2095	DAL - FURTIVO - #6993	Completed	HOME	\$11,250.00	\$11,250.00	\$0.00
			2096	DAL - WILKINS - #6995	Completed	HOME	\$8,287.50	\$8,287.50	\$0.00
			2102	DAL - CHURCH - #7008	Completed	HOME	\$11,237.50	\$11,237.50	\$0.00
			2103	DAL - BROYLES - #7007	Completed	HOME	\$11,387.50	\$11,387.50	\$0.00
			2104	DAL - CARSTENSEN - #7009	Completed	HOME	\$19,422.50	\$19,422.50	\$0.00
			2107	DAL - HANNA - #7014	Completed	HOME	\$10,887.50	\$10,887.50	\$0.00
			2108	DAL - DIFRENNNA - #7019	Completed	HOME	\$7,502.50	\$7,502.50	\$0.00
			2110	DAL - CURRIER - #7020	Completed	HOME	\$11,202.50	\$11,202.50	\$0.00
		Project Total					\$145,981.00	\$145,981.00	\$0.00
	22	HOUSING OPPORTUNITIES - LARGO DOWN PAYMENT ASSISTANCE	2089	LARGO DAL - DISALVO - #6937	Completed	HOME	\$25,800.00	\$25,800.00	\$0.00
			2090	LARGO DAL - YAUCH - #6978	Completed	HOME	\$25,800.00	\$25,800.00	\$0.00
			2147	LARGO DAL - DAUGHERTY - #7064	Completed	HOME	\$25,800.00	\$25,800.00	\$0.00
			2155	LDAL - FIGUEROA - #7088	Completed	HOME	\$25,075.00	\$25,075.00	\$0.00
			2156	LARGO DAL - ROWELL - #7089	Completed	HOME	\$25,500.00	\$25,500.00	\$0.00
		Project Total					\$127,975.00	\$127,975.00	\$0.00
	23	HOUSING PRODUCTION - RENTAL	2073	ASHLEY PLACE APARTMENTS	Completed	HOME	\$1,550,210.98	\$1,550,210.98	\$0.00
			2099	RHD - VERONA AVENUE ELEVEN - #6959-H	Completed	HOME	\$500,000.00	\$500,000.00	\$0.00
			2376	Magnolia Court	Completed	CDBG	\$362,527.26	\$362,527.26	\$0.00
			2382	CHAF-Magnolia Court	Completed	HOME	\$1,546,115.75	\$1,546,115.75	\$0.00
		Project Total					\$3,958,853.99	\$3,958,853.99	\$0.00

U.S. Department of Housing and Urban Development
Office of Community Planning and Development
Integrated Disbursement and Information System
List of Activities By Program Year And Project
PINELLAS COUNTY,FL

DATE: 12-08-16
TIME: 12:51
PAGE: 67

Plan Year	IDIS Project	Project	IDIS Activity ID	Activity Name	Activity Status	Program	Funded Amount	Draw Amount	Balance
2007						CDBG	\$2,614,844.66	\$2,614,844.66	\$0.00
		Program Total				ESG	\$134,977.90	\$134,977.90	\$0.00
						HOME	\$5,659,579.90	\$5,659,579.90	\$0.00
		2007 Total					\$8,409,402.46	\$8,409,402.46	\$0.00
2008	1	DANSVILLE NEIGHBORHOOD REVITALIZATION AREA ACQUISITIONS	2124	DANSVILLE ACQUISITIONS	Completed	CDBG	\$45,328.18	\$45,328.18	\$0.00
		Project Total					\$45,328.18	\$45,328.18	\$0.00
	2	HIGH POINT BRANCH YMCA ROOF FLOOR REHABILITATION	2165	HIGH POINT BRANCH YMCA FLOOR REPLACEMENT	Completed	CDBG	\$28,747.42	\$28,747.42	\$0.00
		Project Total					\$28,747.42	\$28,747.42	\$0.00
	4	GRA YMCA OPERATIONS	2119	GRA YMCA OPERATIONS	Completed	CDBG	\$293,760.00	\$293,760.00	\$0.00
		Project Total					\$293,760.00	\$293,760.00	\$0.00
	5	LEALMAN FAMILY CENTER NEWSLETTER	2125	LEALMAN FAMILY CENTER NEWSLETTER	Completed	CDBG	\$10,000.00	\$10,000.00	\$0.00
		Project Total					\$10,000.00	\$10,000.00	\$0.00
	6	JOE'S CREEK GREENWAY PARK	2129	JOES CREEK GREENWAY PARK	Completed	CDBG	\$477,791.56	\$477,791.56	\$0.00
		Project Total					\$477,791.56	\$477,791.56	\$0.00
	7	CITY OF PINELLAS PARK STREETScape	2163	CITY OF PINELLAS PARK STREETScape	Completed	CDBG	\$150,000.00	\$150,000.00	\$0.00
		Project Total					\$150,000.00	\$150,000.00	\$0.00
	8	PINELLAS OPPORTUNITY COUNCIL CHORE SERVICES	2113	POC CHORE SERVICES	Completed	CDBG	\$30,590.02	\$30,590.02	\$0.00
		Project Total					\$30,590.02	\$30,590.02	\$0.00
	9	CLEARANCE AND DEMOLITION	2127	DEMO - 13225 HELM STREET	Completed	CDBG	\$9,601.61	\$9,601.61	\$0.00
			2128	DEMO - 1263 GOODEN CROSSING	Completed	CDBG	\$21,720.18	\$21,720.18	\$0.00
		Project Total					\$31,321.79	\$31,321.79	\$0.00
	10	PINELLAS VILLAGE FENCE/PARKING LOT PROJECT	2122	PINELLAS VILLAGE FENCE/PARKING LOT	Completed	CDBG	\$28,106.00	\$28,106.00	\$0.00
		Project Total					\$28,106.00	\$28,106.00	\$0.00
	11	GULF COAST COMMUNITY CARE REHABILITATION	2173	Gulf Coast Community Care Rehabilitation	Completed	CDBG	\$30,000.00	\$30,000.00	\$0.00
		Project Total					\$30,000.00	\$30,000.00	\$0.00
	12	PEMHS PARKING LOT IMPROVEMENTS	2123	PEMHS PARKING LOT IMPROVEMENTS	Completed	CDBG	\$95,700.00	\$95,700.00	\$0.00
		Project Total					\$95,700.00	\$95,700.00	\$0.00
	13	VAN GOGH'S PALETTE VINCENT HOUSE EXPANSION	2197	Van Gogh's Palette Vincent House Expansion	Completed	CDBG	\$603,264.98	\$603,264.98	\$0.00
		Project Total					\$603,264.98	\$603,264.98	\$0.00
	14	HOMELESS EMERGENCY PROJECT CUSTOMER SERVICE CENTER	2154	HEP COMMUNITY SERVICE CTR CONSTRUCTION	Completed	CDBG	\$303,992.43	\$303,992.43	\$0.00
		Project Total					\$303,992.43	\$303,992.43	\$0.00

U.S. Department of Housing and Urban Development
Office of Community Planning and Development
Integrated Disbursement and Information System
List of Activities By Program Year And Project
PINELLAS COUNTY,FL

DATE: 12-08-16
TIME: 12:51
PAGE: 68

Plan Year	IDIS Project	Project	IDIS Activity ID	Activity Name	Activity Status	Program	Funded Amount	Draw Amount	Balance
2008	15	WESTCARE GULFCOAST-FLORIDA MUSTARD SEED/TURNING POINT REHAB	2201	WestCare Turning Point Rehab	Completed	CDBG	\$44,167.49	\$44,167.49	\$0.00
			2272	WestCare Mustard Seed Rehab	Completed	CDBG	\$8,000.00	\$8,000.00	\$0.00
		Project Total					\$52,167.49	\$52,167.49	\$0.00
	16	RCS GRACE HOUSE REHABILITATION	2164	RCS GRACE HOUSE REHABILITATION	Completed	CDBG	\$74,061.16	\$74,061.16	\$0.00
		Project Total					\$74,061.16	\$74,061.16	\$0.00
	17	SUNCOAST CENTER FOR COMMUNITY MENTAL HEALTH HOMELESS SVCS	2117	SUNCOAST CENTER COMM MENTAL HEALTH OPS	Completed	CDBG	\$150,000.00	\$150,000.00	\$0.00
		Project Total					\$150,000.00	\$150,000.00	\$0.00
	18	WESTCARE GULFCOAST-FLORIDA TURNING POINT SHELTER OPERATIONS	2120	WESTCARE GULFCOAST TURNING POINT SHELTER	Completed	ESG	\$127,039.00	\$127,039.00	\$0.00
		Project Total					\$127,039.00	\$127,039.00	\$0.00
	19	HOUSING OPPORTUNITIES - LARGO DOWN PAYMENT ASSISTANCE	2174	Largo DAL - Sovocool - #7115	Completed	HOME	\$26,000.00	\$26,000.00	\$0.00
			2175	Largo DAL - Williams - #7114	Completed	HOME	\$25,250.00	\$25,250.00	\$0.00
			2177	Largo DAL - White - #7119	Completed	HOME	\$26,000.00	\$26,000.00	\$0.00
		Project Total					\$77,250.00	\$77,250.00	\$0.00
	20	HOUSING OPPORTUNITIES (OWNERSHIP)	2132	DAL - MIDGETT - #7030	Completed	HOME	\$21,173.46	\$21,173.46	\$0.00
			2133	DAL - JENSEN - #7036	Completed	HOME	\$9,935.00	\$9,935.00	\$0.00
			2134	DAL - BURCH - #7037	Completed	HOME	\$11,150.00	\$11,150.00	\$0.00
			2135	DAL - PACE - #7035	Completed	HOME	\$11,335.00	\$11,335.00	\$0.00
			2136	DAL - ROBERT - #7038	Completed	HOME	\$11,335.00	\$11,335.00	\$0.00
			2137	DAL - FARLEY - #7054	Completed	HOME	\$11,335.00	\$11,335.00	\$0.00
			2138	DAL- FORBES - #7042	Completed	HOME	\$11,335.00	\$11,335.00	\$0.00
			2139	DAL - GOSE - #7039	Completed	HOME	\$11,335.00	\$11,335.00	\$0.00
			2140	DAL - BURLESON - #7044	Completed	HOME	\$11,335.00	\$11,335.00	\$0.00
			2141	DAL - FIORENTIONO	Completed	HOME	\$11,420.00	\$11,420.00	\$0.00
			2142	DAL - NEWHAM - #7045	Completed	HOME	\$11,335.00	\$11,335.00	\$0.00
			2143	DAL - WINSLOW - #7047	Completed	HOME	\$11,335.00	\$11,335.00	\$0.00
			2144	DAL - BARNES - #7055	Completed	HOME	\$11,335.00	\$11,335.00	\$0.00
			2145	DAL - KUKULYA - #7060	Completed	HOME	\$11,335.00	\$11,335.00	\$0.00
			2146	DAL - DYER - #7062	Completed	HOME	\$21,250.00	\$21,250.00	\$0.00
			2148	DAL - ROBINSON - #7073	Completed	HOME	\$21,351.23	\$21,351.23	\$0.00
			2149	DAL - THOMPSON - #7071	Completed	HOME	\$10,370.00	\$10,370.00	\$0.00
			2150	DAL - RAISCH - #7082	Completed	HOME	\$11,250.00	\$11,250.00	\$0.00
			2151	DAL - WOODWARD - #7075	Completed	HOME	\$11,435.00	\$11,435.00	\$0.00
			2153	DAL - MCKELLAR - #7087	Completed	HOME	\$11,335.00	\$11,335.00	\$0.00
			2157	DAL - KNIGHT - #7103	Completed	HOME	\$9,550.00	\$9,550.00	\$0.00
			2158	DAL - AVILA - #7109	Completed	HOME	\$11,250.00	\$11,250.00	\$0.00
			2159	DAL - BRETTTHAUER - #7104	Completed	HOME	\$9,575.00	\$9,575.00	\$0.00
			2160	DAL - EHRLICH - #7108	Completed	HOME	\$11,335.00	\$11,335.00	\$0.00

U.S. Department of Housing and Urban Development
Office of Community Planning and Development
Integrated Disbursement and Information System
List of Activities By Program Year And Project
PINELLAS COUNTY,FL

DATE: 12-08-16
TIME: 12:51
PAGE: 69

Plan Year	IDIS Project	Project	IDIS Activity ID	Activity Name	Activity Status	Program	Funded Amount	Draw Amount	Balance
2008	20	HOUSING OPPORTUNITIES (OWNERSHIP)	2161	DAL - LONDONO - #7112	Completed	HOME	\$11,335.00	\$11,335.00	\$0.00
			2162	DAL - MCCASKILL - #7116	Completed	HOME	\$19,964.18	\$19,964.18	\$0.00
			2166	DAL - SOUTHAM - #7135	Completed	HOME	\$11,505.00	\$11,505.00	\$0.00
			2167	DAL - VALENTIN-RODRIGUEZ	Completed	HOME	\$11,435.00	\$11,435.00	\$0.00
			2168	DAL - ACEBO - #7136	Completed	HOME	\$11,335.00	\$11,335.00	\$0.00
			2169	DAL - CAETANO - 7139	Completed	HOME	\$11,335.00	\$11,335.00	\$0.00
			2170	DAL - MUNSON - #7138	Completed	HOME	\$11,335.00	\$11,335.00	\$0.00
			2171	DAL - KIMBALL - #7137	Completed	HOME	\$11,335.00	\$11,335.00	\$0.00
			2178	DAL - Kukacka - #7188	Completed	HOME	\$11,441.03	\$11,441.03	\$0.00
			2179	DAL - Cox - #7175	Completed	HOME	\$11,356.03	\$11,356.03	\$0.00
			2180	DAL - Malo - #7174	Completed	HOME	\$11,335.00	\$11,335.00	\$0.00
			2181	DAL - Soodak - #7168	Completed	HOME	\$11,235.00	\$11,235.00	\$0.00
			2182	DAL - Prescott - #7184	Completed	HOME	\$11,245.82	\$11,245.82	\$0.00
			2183	DAL - Garcia - #7185	Completed	HOME	\$11,271.03	\$11,271.03	\$0.00
			2184	DAL - Cornelius - #7177	Completed	HOME	\$11,240.04	\$11,240.04	\$0.00
			2185	DAL - Cirello - #7187	Completed	HOME	\$11,340.41	\$11,340.41	\$0.00
			2186	DAL - Aguirre-Gutierrez - #7167	Completed	HOME	\$21,420.00	\$21,420.00	\$0.00
			2187	DAL - Cyr - #7157	Completed	HOME	\$9,460.41	\$9,460.41	\$0.00
			2188	DAL - Joseph - #7158	Completed	HOME	\$11,335.00	\$11,335.00	\$0.00
			2189	DAL - Baba - #7159	Completed	HOME	\$11,335.00	\$11,335.00	\$0.00
			2190	DAL - Sims - #7161	Completed	HOME	\$10,770.82	\$10,770.82	\$0.00
			2191	DAL - Pavlick - #7165	Completed	HOME	\$11,266.85	\$11,266.85	\$0.00
			2192	DAL - Harness - #7166	Completed	HOME	\$11,256.03	\$11,256.03	\$0.00
			2199	DAL - Deacon - #7202	Completed	HOME	\$18,835.00	\$18,835.00	\$0.00
			2200	DAL - Raisch - #7198	Completed	HOME	\$21,185.00	\$21,185.00	\$0.00
			2248	DAL-Gainey-#7209	Completed	HOME	\$11,372.85	\$11,372.85	\$0.00
			2290	DAL - Rae - #7354	Completed	HOME	\$10,797.37	\$10,797.37	\$0.00
		Project Total					\$634,807.56	\$634,807.56	\$0.00
	21	HOUSING PRODUCTION RENTAL	2305	RHD - Laurel Trace Apartments - #7368	Completed	HOME	\$141,739.47	\$141,739.47	\$0.00
		Project Total					\$141,739.47	\$141,739.47	\$0.00
	24	HOUSING PRESERVATION CITY OF LARGO	2131	LARGO SFR - DOAK - #7012	Completed	HOME	\$18,572.51	\$18,572.51	\$0.00
			2176	LSFR - Kavallierakis - #7123	Completed	HOME	\$16,613.70	\$16,613.70	\$0.00
			2205	Largo SFR - Rech - #7124	Completed	HOME	\$64,675.99	\$64,675.99	\$0.00
			2262	LSFR - Kaiser - #7274	Completed	HOME	\$36,894.59	\$36,894.59	\$0.00
			2280	LSFR - Myers - #7307	Completed	HOME	\$48,013.48	\$48,013.48	\$0.00
		Project Total					\$184,770.27	\$184,770.27	\$0.00
	25	HOUSING PRESERVATION RENTAL	2172	RHD - UPARC Waterfall - #7183	Completed	HOME	\$1,137,702.84	\$1,137,702.84	\$0.00
			2202	PARC - Curry Villa Rehab	Completed	CDBG	\$66,948.84	\$66,948.84	\$0.00
			2206	Largo SFR - Rowe - #7125	Completed	HOME	\$14,391.35	\$14,391.35	\$0.00

U.S. Department of Housing and Urban Development
Office of Community Planning and Development
Integrated Disbursement and Information System
List of Activities By Program Year And Project
PINELLAS COUNTY,FL

Plan Year	IDIS Project	Project	IDIS Activity ID	Activity Name	Activity Status	Program	Funded Amount	Draw Amount	Balance
2008	25	HOUSING PRESERVATION RENTAL	2244	PARC Burkett Villa Group Home Rehab	Completed	CDBG	\$16,950.00	\$16,950.00	\$0.00
		Project Total					\$1,235,993.03	\$1,235,993.03	\$0.00
	27	PINELLAS COUNTY ADMINISTRATION	2114	ESG ADMINISTRATION	Completed	ESG	\$6,686.00	\$6,686.00	\$0.00
			2121	CDBG ADMINISTRATION	Completed	CDBG	\$641,579.03	\$641,579.03	\$0.00
			2130	HOME PLANNING/ADMINISTRATION	Completed	HOME	\$204,855.57	\$204,855.57	\$0.00
				Project Total			\$853,120.60	\$853,120.60	\$0.00
	28	Greater Ridgecrest Area Neighborhood Clean Up	2204	GRA CleanUp	Completed	CDBG	\$14,591.00	\$14,591.00	\$0.00
							\$14,591.00	\$14,591.00	\$0.00
							\$3,144,899.90	\$3,144,899.90	\$0.00
							\$133,725.00	\$133,725.00	\$0.00
	Program Total					ESG	\$133,725.00	\$133,725.00	\$0.00
						HOME	\$2,395,517.06	\$2,395,517.06	\$0.00
							\$5,674,141.96	\$5,674,141.96	\$0.00
	2008 Total								
2009	1	CDBG-R Community Development Block Grant Recovery Act	2193	HEP Community Service Center Construction	Completed	CDBG-R	\$764,303.00	\$764,303.00	\$0.00
			2196	CDBG-R Administration	Completed	CDBG-R	\$44,923.00	\$44,923.00	\$0.00
				Project Total			\$809,226.00	\$809,226.00	\$0.00
	2	Homelessness Prevention and Rapid Re-Housing Program	2194	HRP Program	Completed	HRP	\$1,175,590.80	\$1,175,590.80	\$0.00
			2195	HRP Administration	Completed	HRP	\$61,873.20	\$61,873.20	\$0.00
		Project Total					\$1,237,464.00	\$1,237,464.00	\$0.00
	5	Joe's Creek Greenway Park	2306	Joe's Creek Greenway Park	Completed	CDBG	\$97,701.79	\$97,701.79	\$0.00
							\$97,701.79	\$97,701.79	\$0.00
	6	Gooden Crossing Infrastructure	2426	Gooden Crossing Construction	Completed	CDBG	\$587,160.87	\$587,160.87	\$0.00
							\$587,160.87	\$587,160.87	\$0.00
	7	Greater Ridgecrest Branch YMCA Rehabilitation	2207	GRA YMCA Rehabilitation	Completed	CDBG	\$126,336.97	\$126,336.97	\$0.00
							\$126,336.97	\$126,336.97	\$0.00
	8	GRA YMCA Operations	2208	Greater Ridgecres YMCA Operations	Completed	CDBG	\$294,000.00	\$294,000.00	\$0.00
							\$294,000.00	\$294,000.00	\$0.00
	9	Pinellas Opportunity Council- Chore Services	2209	POC-Chore Services	Completed	CDBG	\$30,000.00	\$30,000.00	\$0.00
							\$30,000.00	\$30,000.00	\$0.00
	10	Continuum of Care Homeless Assistance Services Match	2210	Homeless Services Match - Directions for Mental Health Ops	Completed	CDBG	\$121,857.88	\$121,857.88	\$0.00
							\$121,857.88	\$121,857.88	\$0.00
	11	Clearance and Demolition	2304	Demo - Helms - 1598 Gooden Crossing	Completed	CDBG	\$20,384.78	\$20,384.78	\$0.00
							\$20,384.78	\$20,384.78	\$0.00
	12	Family Service Centers Facility Rehabilitation	2211	Family Service Center Rehabilitation	Completed	CDBG	\$74,742.59	\$74,742.59	\$0.00
							\$74,742.59	\$74,742.59	\$0.00
	13	Boys & Girls Clubs Facilty Rehabilitation	2212	Boys and Girls Club Rehab	Canceled	CDBG	\$0.00	\$0.00	\$0.00
			2271	Boys and Girls Club Facility Rehab	Completed	CDBG	\$574,793.47	\$574,793.47	\$0.00

U.S. Department of Housing and Urban Development
Office of Community Planning and Development
Integrated Disbursement and Information System
List of Activities By Program Year And Project
PINELLAS COUNTY,FL

DATE: 12-08-16
TIME: 12:51
PAGE: 71

Plan Year	IDIS Project	Project	IDIS Activity ID	Activity Name	Activity Status	Program	Funded Amount	Draw Amount	Balance
2009	13	Project Total					\$574,793.47	\$574,793.47	\$0.00
	14	R'Club Child Care, Inc. Center Rehab	2213	R'Club Child Care Center Rehab	Completed	CDBG	\$26,534.72	\$26,534.72	\$0.00
		Project Total					\$26,534.72	\$26,534.72	\$0.00
	15	RCSGH Energy Efficiency Upgrades	2214	RCSGH Energy Efficiency Upgrades	Completed	CDBG	\$24,283.44	\$24,283.44	\$0.00
		Project Total					\$24,283.44	\$24,283.44	\$0.00
	16	RCS Food Bank Rehab	2215	RCS Food Bank Rehab	Completed	CDBG	\$47,122.99	\$47,122.99	\$0.00
		Project Total					\$47,122.99	\$47,122.99	\$0.00
	17	RCS Grace House Operations	2216	RCS Grace House Operations	Completed	ESG	\$34,478.00	\$34,478.00	\$0.00
		Project Total					\$34,478.00	\$34,478.00	\$0.00
	18	Clearwater Homeless Intervention Program	2217	Clearwater Homeless Intervention Program	Completed	ESG	\$54,999.99	\$54,999.99	\$0.00
		Project Total					\$54,999.99	\$54,999.99	\$0.00
	19	WestCare Gulf Coast Turning Point Shelter	2218	WestCare Gulf Coast Turning Point Shelter	Completed	ESG	\$36,550.00	\$36,550.00	\$0.00
		Project Total					\$36,550.00	\$36,550.00	\$0.00
	20	Housing Preservation - City of Largo	2302	LSFR - Petro/Coughlin - #7344	Completed	HOME	\$151,654.33	\$151,654.33	\$0.00
			2303	LSFR - Cutler - #7341	Completed	HOME	\$33,373.34	\$33,373.34	\$0.00
			2311	LSFR - Singson - #7421	Completed	HOME	\$33,553.49	\$33,553.49	\$0.00
		Project Total					\$218,581.16	\$218,581.16	\$0.00
	22	Housing Production - Rental	2333	RHD-Oak Ridge-#7369-H	Completed	HOME	\$202,958.99	\$202,958.99	\$0.00
		Project Total					\$202,958.99	\$202,958.99	\$0.00
	24	Pinellas County Administration	2220	CDBG Administration	Completed	CDBG	\$436,651.09	\$436,651.09	\$0.00
			2221	HOME Administration	Completed	HOME	\$244,236.18	\$244,236.18	\$0.00
			2222	ESG Administration	Completed	ESG	\$6,633.00	\$6,633.00	\$0.00
		Project Total					\$687,520.27	\$687,520.27	\$0.00
	26	Housing Opportunities	2223	DAL - MacNeal - #7216	Completed	HOME	\$11,356.63	\$11,356.63	\$0.00
			2224	DAL-Gilchrist-7213	Completed	HOME	\$11,287.37	\$11,287.37	\$0.00
			2225	DAL-Chiappetti-7214	Completed	HOME	\$21,452.45	\$21,452.45	\$0.00
			2226	DAL-Izzo-7215	Completed	HOME	\$11,299.42	\$11,299.42	\$0.00
			2227	DAL-Ramsoomye-7206	Completed	HOME	\$11,372.86	\$11,372.86	\$0.00
			2228	DAL-McCawley-7208	Completed	HOME	\$11,356.63	\$11,356.63	\$0.00
			2229	DAL-Ogden-7207	Completed	HOME	\$7,778.27	\$7,778.27	\$0.00
			2230	DAL-Wilke-7212	Completed	HOME	\$9,867.45	\$9,867.45	\$0.00
			2231	DAL-Paul-7265	Completed	HOME	\$11,261.31	\$11,261.31	\$0.00
			2232	DAL-Salamanca-7256	Completed	HOME	\$11,531.31	\$11,531.31	\$0.00
			2233	DAL-Reyes-7186	Completed	HOME	\$11,351.22	\$11,351.22	\$0.00
			2234	DAL-Brown-7232	Completed	HOME	\$18,866.96	\$18,866.96	\$0.00
			2235	DAL-Tedder-7236	Completed	HOME	\$10,867.66	\$10,867.66	\$0.00
			2236	DAL-Sredkova-7235	Completed	HOME	\$11,277.04	\$11,277.04	\$0.00
			2237	DAL-Putnam-7233	Completed	HOME	\$11,362.04	\$11,362.04	\$0.00

U.S. Department of Housing and Urban Development
Office of Community Planning and Development
Integrated Disbursement and Information System
List of Activities By Program Year And Project
PINELLAS COUNTY,FL

DATE: 12-08-16
TIME: 12:51
PAGE: 72

Plan Year	IDIS Project	Project	IDIS Activity ID	Activity Name	Activity Status	Program	Funded Amount	Draw Amount	Balance
2009	26	Housing Opportunities	2238	DAL-Coffee-7234	Completed	HOME	\$11,351.22	\$11,351.22	\$0.00
			2239	DAL-Shakoor-7222	Completed	HOME	\$21,351.22	\$21,351.22	\$0.00
			2240	DAL-Wilkerson-7250	Completed	HOME	\$11,335.00	\$11,335.00	\$0.00
			2241	DAL-Savitski-7246	Completed	HOME	\$10,511.22	\$10,511.22	\$0.00
			2242	DAL-Galka-7248	Completed	HOME	\$11,362.04	\$11,362.04	\$0.00
			2243	DAL-Hernandez-7249	Completed	HOME	\$9,461.63	\$9,461.63	\$0.00
			2245	DAL - Bourdon - #7264	Completed	HOME	\$11,307.42	\$11,307.42	\$0.00
			2246	DAL-Cheney-7247	Completed	HOME	\$11,256.63	\$11,256.63	\$0.00
			2247	DAL-Howard-#7286	Completed	HOME	\$11,402.88	\$11,402.88	\$0.00
			2249	DAL-Cicale-#7270	Completed	HOME	\$10,181.98	\$10,181.98	\$0.00
			2250	DAL-Kozak-#7268	Completed	HOME	\$11,371.40	\$11,371.40	\$0.00
			2251	DAL-Irwin-Cutter-#7266	Completed	HOME	\$11,277.05	\$11,277.05	\$0.00
			2252	DAL-Hartell-#7269	Completed	HOME	\$11,371.89	\$11,371.89	\$0.00
			2253	DAL-Figueroa-#7290	Completed	HOME	\$9,613.12	\$9,613.12	\$0.00
			2254	DAL - Phoenix - #7255	Completed	HOME	\$11,461.56	\$11,461.56	\$0.00
			2255	DAL-Waller-#7251	Completed	HOME	\$11,430.82	\$11,430.82	\$0.00
			2256	DAL - Maciosek - #7289	Completed	HOME	\$11,402.75	\$11,402.75	\$0.00
			2257	DAL - Barlow - #7288	Completed	HOME	\$11,387.14	\$11,387.14	\$0.00
			2258	DAL - Giarla - #7267	Completed	HOME	\$10,967.43	\$10,967.43	\$0.00
			2259	DAL - Pelletier	Completed	HOME	\$11,392.30	\$11,392.30	\$0.00
			2261	DAL - Bosch/Martinze - #7301	Completed	HOME	\$11,371.76	\$11,371.76	\$0.00
			2263	DAL - Contreras - #7317	Completed	HOME	\$11,472.14	\$11,472.14	\$0.00
			2264	DAL - Nadeau - #7314	Completed	HOME	\$11,403.36	\$11,403.36	\$0.00
			2265	DAL - Margiasso - #7316	Completed	HOME	\$11,387.14	\$11,387.14	\$0.00
			2266	DAL - Poceous - #7313	Completed	HOME	\$11,477.54	\$11,477.54	\$0.00
			2267	DAL - Evans - #7310	Completed	HOME	\$11,377.53	\$11,377.53	\$0.00
			2268	DAL - Baker - #7319	Completed	HOME	\$11,372.13	\$11,372.13	\$0.00
			2269	DAL - Ake - #7308	Completed	HOME	\$11,483.44	\$11,483.44	\$0.00
			2270	DAL - Loera - #7309	Completed	HOME	\$11,372.12	\$11,372.12	\$0.00
			2273	DAL - Zima - #7299	Completed	HOME	\$11,371.76	\$11,371.76	\$0.00
			2274	DAL - Lansiquot - #7300	Completed	HOME	\$11,371.76	\$11,371.76	\$0.00
			2275	DAL - Coleman - #7311	Completed	HOME	\$11,392.55	\$11,392.55	\$0.00
			2276	DAL - Burger - #7312	Completed	HOME	\$11,287.14	\$11,287.14	\$0.00
			2277	DAL- Bakke - #7315	Completed	HOME	\$11,307.54	\$11,307.54	\$0.00
			2278	DAL - Sutton - #7318	Completed	HOME	\$11,392.54	\$11,392.54	\$0.00
			2279	DAL - McKay - #7320	Completed	HOME	\$11,388.36	\$11,388.36	\$0.00
			2281	DAL - Bowe - #7334	Completed	HOME	\$11,071.49	\$11,071.49	\$0.00
			2282	DAL - Pavlovic - #7337	Completed	HOME	\$11,307.30	\$11,307.30	\$0.00
			2283	DAL - Nastari - #7336	Completed	HOME	\$9,596.81	\$9,596.81	\$0.00

U.S. Department of Housing and Urban Development
Office of Community Planning and Development
Integrated Disbursement and Information System
List of Activities By Program Year And Project
PINELLAS COUNTY,FL

DATE: 12-08-16
TIME: 12:51
PAGE: 73

Plan Year	IDIS Project	Project	IDIS Activity ID	Activity Name	Activity Status	Program	Funded Amount	Draw Amount	Balance			
2009	26	Housing Opportunities	2284	DAL - Booher - #7338	Completed	HOME	\$11,382.22	\$11,382.22	\$0.00			
			2285	DAL - Patron - #7335	Completed	HOME	\$11,376.81	\$11,376.81	\$0.00			
			2286	DAL - Yoston - #7345	Completed	HOME	\$11,303.34	\$11,303.34	\$0.00			
			2287	DAL - Pence - #7350	Completed	HOME	\$11,366.97	\$11,366.97	\$0.00			
			2288	DAL - Sarno - #7351	Completed	HOME	\$11,366.97	\$11,366.97	\$0.00			
			2289	DAL - Ward - #7353	Completed	HOME	\$8,922.37	\$8,922.37	\$0.00			
			2291	DAL - Pike - #7356	Completed	HOME	\$5,547.37	\$5,547.37	\$0.00			
			2292	DAL - Suarez - #7352	Completed	HOME	\$11,372.37	\$11,372.37	\$0.00			
			2293	DAL - Collazo - #7357	Completed	HOME	\$6,372.85	\$6,372.85	\$0.00			
			2294	DAL - Hermon - #7355	Completed	HOME	\$6,488.59	\$6,488.59	\$0.00			
			2295	DAL - Murphy - #7393	Completed	HOME	\$6,457.85	\$6,457.85	\$0.00			
			2296	DAL - Barber - #7394	Completed	HOME	\$6,372.85	\$6,372.85	\$0.00			
			2297	DAL - Swords - #7392	Completed	HOME	\$6,047.85	\$6,047.85	\$0.00			
			2298	DAL - Logal - #7398	Completed	HOME	\$6,378.26	\$6,378.26	\$0.00			
			2299	DAL - Gonzalez - #7401	Completed	HOME	\$6,378.26	\$6,378.26	\$0.00			
			2300	DAL - Causey - #7399	Completed	HOME	\$6,372.85	\$6,372.85	\$0.00			
			2301	DAL - Hanna - #7400	Completed	HOME	\$10,678.26	\$10,678.26	\$0.00			
			Project Total							\$771,875.77	\$771,875.77	\$0.00
									CDBG	\$2,461,570.59	\$2,461,570.59	\$0.00
									CDBG-R	\$809,226.00	\$809,226.00	\$0.00
									ESG	\$132,660.99	\$132,660.99	\$0.00
									HOME	\$1,437,652.10	\$1,437,652.10	\$0.00
									HPRP	\$1,237,464.00	\$1,237,464.00	\$0.00
										\$6,078,573.68	\$6,078,573.68	\$0.00
	Program Total											
	2009 Total											
2010	1	Greater Ridgecrest Area YMCA Operations	2312	GRA Y Operations	Completed	CDBG	\$290,000.00	\$290,000.00	\$0.00			
		Project Total					\$290,000.00	\$290,000.00	\$0.00			
	2	Central Lealman Drainage Study	2323	Central Lealman Drainage Study	Completed	CDBG	\$151,467.56	\$151,467.56	\$0.00			
		Project Total					\$151,467.56	\$151,467.56	\$0.00			
	3	City of Oldsmar St. Petersburg Drive Streetscape Project	2317	City of Oldsmar St. Petersburg Drive Streetscape	Completed	CDBG	\$300,699.75	\$300,699.75	\$0.00			
		Project Total					\$300,699.75	\$300,699.75	\$0.00			
	4	City of Tarpon Springs Lemon Street Pedestrian Street Lighting Project	2318	City of Tarpon Springs Lemon St. Lighting Project	Completed	CDBG	\$82,543.98	\$82,543.98	\$0.00			
		Project Total					\$82,543.98	\$82,543.98	\$0.00			
	5	Gulf Coast Community Care Care for Disabled Adults Program Salaries	2319	Gulf Coast Community Care Disabled Adults Program	Completed	CDBG	\$20,000.00	\$20,000.00	\$0.00			
		Project Total					\$20,000.00	\$20,000.00	\$0.00			
	6	Gulf Coast Community Care Rehabilitation	2320	Gulf Coast Community Care Rehabilitation	Completed	CDBG	\$35,895.68	\$35,895.68	\$0.00			

U.S. Department of Housing and Urban Development
Office of Community Planning and Development
Integrated Disbursement and Information System
List of Activities By Program Year And Project
PINELLAS COUNTY,FL

DATE: 12-08-16
TIME: 12:51
PAGE: 74

Plan Year	IDIS Project	Project	IDIS Activity ID	Activity Name	Activity Status	Program	Funded Amount	Draw Amount	Balance
2010	6	Project Total					\$35,895.68	\$35,895.68	\$0.00
	7	Pinellas Opportunity Council - Chore Services	2313	Pinellas Opportunity Council Chore Services	Completed	CDBG	\$59,999.98	\$59,999.98	\$0.00
		Project Total					\$59,999.98	\$59,999.98	\$0.00
	8	Clearance and Demolition	2324	Tarpon Springs Housing Authority Demolition	Completed	CDBG	\$6,423.28	\$6,423.28	\$0.00
			2336	DEMO 1570 Oak Street Largo	Completed	CDBG	\$9,920.52	\$9,920.52	\$0.00
		Project Total					\$16,343.80	\$16,343.80	\$0.00
	9	ALPHA House of Pinellas Facility Rehabilitation	2321	ALPHA House of Pinellas Facility Rehabilitation	Completed	CDBG	\$79,496.69	\$79,496.69	\$0.00
		Project Total					\$79,496.69	\$79,496.69	\$0.00
	10	R'Club Child Care Center Rehabilitation - Tarpon Springs	2316	R'Club Child Care Center Rehabilitation - Tarpon Springs	Completed	CDBG	\$47,216.90	\$47,216.90	\$0.00
		Project Total					\$47,216.90	\$47,216.90	\$0.00
	11	R'Club Child Care Center Rehabilitation - Pinellas Park	2308	R' Club Child Care Center Rehab - PPK	Completed	CDBG	\$61,942.83	\$61,942.83	\$0.00
		Project Total					\$61,942.83	\$61,942.83	\$0.00
	12	Religious Community Services Grace House Expansion	2322	RCS Grace House Expansion	Completed	CDBG	\$92,614.69	\$92,614.69	\$0.00
		Project Total					\$92,614.69	\$92,614.69	\$0.00
	13	Religious Community Services Grace House Salaries	2314	RCS Grace House Salaries	Completed	ESG	\$31,604.80	\$31,604.80	\$0.00
		Project Total					\$31,604.80	\$31,604.80	\$0.00
	15	Homeless Emergency Project - Emergency Shelter Utilities	2315	HEP Utilities	Completed	ESG	\$94,397.03	\$94,397.03	\$0.00
		Project Total					\$94,397.03	\$94,397.03	\$0.00
	16	Housing Preservation - Owner Occupied	2338	Housing Preservation Program Delivery	Canceled	CDBG	\$0.00	\$0.00	\$0.00
			2355	Homeowner Preservation Program	Completed	CDBG	\$429,492.16	\$429,492.16	\$0.00
			2358	Homeowner Preservation Program Delivery	Completed	CDBG	\$17,404.42	\$17,404.42	\$0.00
		Project Total					\$446,896.58	\$446,896.58	\$0.00
	18	Housing Preservation - City of Largo	2331	LSFR-Conduzzi-#7640	Completed	HOME	\$80,306.36	\$80,306.36	\$0.00
			2332	LSFR-Strickland-#7672	Completed	HOME	\$32,100.04	\$32,100.04	\$0.00
		Project Total					\$112,406.40	\$112,406.40	\$0.00
	19	Housing Production - Rental	2334	HEP West Veterans Housing	Completed	HOME	\$1,808,338.73	\$1,808,338.73	\$0.00
			2375	VOA Sunrise Place	Completed	CDBG	\$427,412.87	\$427,412.87	\$0.00
		Project Total					\$2,235,751.60	\$2,235,751.60	\$0.00
	20	Land Acquisition for Affordable Housing	2335	Tarpon Springs Lot Acquisitions	Completed	CDBG	\$1,322.18	\$1,322.18	\$0.00
		Project Total					\$1,322.18	\$1,322.18	\$0.00
	21	Housing Opportunities (for Ownership)	2325	DAL-Schroeder-#7585	Completed	HOME	\$6,076.38	\$6,076.38	\$0.00
			2327	DAL-Mingo-#7651	Completed	HOME	\$5,562.10	\$5,562.10	\$0.00
			2328	DAL - White - #7708	Completed	HOME	\$6,027.14	\$6,027.14	\$0.00
			2329	DAL-Lopez/Perez-#7707	Completed	HOME	\$6,022.10	\$6,022.10	\$0.00
			2330	DAL-Perez/Molina-#7709	Completed	HOME	\$5,998.59	\$5,998.59	\$0.00
			2365	DAL - MacGregor - 7997	Completed	HOME	\$6,085.00	\$6,085.00	\$0.00

U.S. Department of Housing and Urban Development
Office of Community Planning and Development
Integrated Disbursement and Information System
List of Activities By Program Year And Project
PINELLAS COUNTY,FL

DATE: 12-08-16
TIME: 12:51
PAGE: 75

Plan Year	IDIS Project	Project	IDIS Activity ID	Activity Name	Activity Status	Program	Funded Amount	Draw Amount	Balance				
2010	21	Housing Opportunities (for Ownership)	2369	DAL - Soriano - 7996	Completed	HOME	\$5,965.00	\$5,965.00	\$0.00				
			2383	DAL - Cleveland - #001191A	Completed	HOME	\$6,208.48	\$6,208.48	\$0.00				
			2400	DAL - Goniwiecha - 001199A	Completed	HOME	\$6,040.92	\$6,040.92	\$0.00				
			2401	DAL - Vicheto - 001212A	Completed	HOME	\$5,965.00	\$5,965.00	\$0.00				
			2412	DAL - Thomas - 001198A	Completed	HOME	\$6,040.92	\$6,040.92	\$0.00				
			2413	DAL - Wilkins - 001209A	Completed	HOME	\$6,005.00	\$6,005.00	\$0.00				
			2414	DAL - Thibodeau - 001210A	Completed	HOME	\$6,005.00	\$6,005.00	\$0.00				
			2415	DAL - Hoover/O'Neill - 001211A	Completed	HOME	\$5,935.00	\$5,935.00	\$0.00				
			2416	DAL Raczkowski - 001213A	Completed	HOME	\$6,005.00	\$6,005.00	\$0.00				
			2417	DAL - Maskal/Kirk - 001214A	Completed	HOME	\$6,045.00	\$6,045.00	\$0.00				
			2418	DAL - Prasad - 001215A	Completed	HOME	\$6,045.00	\$6,045.00	\$0.00				
			2419	DAL - Dacic - 001216A	Completed	HOME	\$5,965.00	\$5,965.00	\$0.00				
			2420	DAL - Erickson - 001217A	Completed	HOME	\$5,265.00	\$5,265.00	\$0.00				
			Project Total					\$113,261.63	\$113,261.63	\$0.00			
	22	Housing Opportunities - Largo Down Payment Assistance	2337	LDAL - Houghton - #7917	Completed	HOME	\$6,000.00	\$6,000.00	\$0.00				
			2362	LDAL - Johnson - #000357A	Completed	HOME	\$6,065.78	\$6,065.78	\$0.00				
			2363	LDAL - Nichols - 000490A	Completed	HOME	\$6,128.57	\$6,128.57	\$0.00				
			Project Total					\$18,194.35	\$18,194.35	\$0.00			
	23	Pinellas County Administration	2307	CDBG Administration	Completed	CDBG	\$641,592.36	\$641,592.36	\$0.00				
			2309	ESG Administration	Completed	ESG	\$6,584.00	\$6,584.00	\$0.00				
			2310	HOME Administration	Completed	HOME	\$206,525.80	\$206,525.80	\$0.00				
			Project Total					\$854,702.16	\$854,702.16	\$0.00			
	25	UPARC Facility Acquisition-Harborside Studio	2326	UPARC Facility Acquisition-Harborside Studios	Completed	CDBG	\$300,000.00	\$300,000.00	\$0.00				
								\$300,000.00	\$300,000.00	\$0.00			
						CDBG		\$3,055,445.85	\$3,055,445.85	\$0.00			
						ESG		\$132,585.83	\$132,585.83	\$0.00			
		Program Total							HOME		\$2,258,726.91	\$2,258,726.91	\$0.00
		2010 Total						\$5,446,758.59	\$5,446,758.59	\$0.00			
2011	1	ESG11 Pinellas County	2339	ESG11 Homeless Prevention	Completed	HESG	\$96,678.21	\$96,678.21	\$0.00				
			2342	ESG11 Administration	Completed	HESG	\$15,295.58	\$15,295.58	\$0.00				
			2428	ESG11 Homeless Assistance/Rapid Rehousing	Completed	HESG	\$84,562.04	\$84,562.04	\$0.00				
			2429	ESG11 Data Collection HMIS	Completed	HESG	\$7,377.00	\$7,377.00	\$0.00				
			Project Total						\$203,912.83	\$203,912.83	\$0.00		
	2	Administration	2340	CDBG Administration	Completed	CDBG	\$543,601.43	\$543,601.43	\$0.00				
			2341	HOME Administration	Completed	HOME	\$168,832.51	\$168,832.51	\$0.00				
			Project Total						\$712,433.94	\$712,433.94	\$0.00		
	3	Target Area Improvement Program	2356	Dansville Neighborhood Revitalization Area Acquisitions	Completed	CDBG	\$15,639.04	\$15,639.04	\$0.00				
			2357	Target Area Improvement Program Delivery	Completed	CDBG	\$31,631.14	\$31,631.14	\$0.00				

U.S. Department of Housing and Urban Development
Office of Community Planning and Development
Integrated Disbursement and Information System
List of Activities By Program Year And Project
PINELLAS COUNTY,FL

DATE: 12-08-16
TIME: 12:51
PAGE: 76

Plan Year	IDIS Project	Project	IDIS Activity ID	Activity Name	Activity Status	Program	Funded Amount	Draw Amount	Balance
2011	3	Target Area Improvement Program	2359	Dansville Phase IV	Open	CDBG	\$87,651.71	\$87,651.71	\$0.00
			2360	Greater Ridgecrest Area CleanUp	Completed	CDBG	\$14,549.05	\$14,549.05	\$0.00
			2373	Omni Center Scoring Tower Rehabilitation	Completed	CDBG	\$22,743.00	\$22,743.00	\$0.00
		Project Total					\$172,213.94	\$172,213.94	\$0.00
	4	Public Facilities Program	2343	R'Club Child Care Center Tarpon Springs Rehabilitation	Completed	CDBG	\$57,957.83	\$57,957.83	\$0.00
			2344	R'Club Child Care Center Pinellas Park Rehabilitation	Completed	CDBG	\$97,168.00	\$97,168.00	\$0.00
			2345	PARC Burkett Villa Group Home Rehabilitation	Completed	CDBG	\$99,620.00	\$99,620.00	\$0.00
			2346	PARC Curry Villa Group Home Rehab	Completed	CDBG	\$77,559.00	\$77,559.00	\$0.00
			2347	PEMHS Facility Rehabilitation	Completed	CDBG	\$55,820.00	\$55,820.00	\$0.00
			2348	Public Facilities Program Delivery	Completed	CDBG	\$17,991.03	\$17,991.03	\$0.00
			2361	RCS Food Bank Roof Replacement	Completed	CDBG	\$40,825.00	\$40,825.00	\$0.00
			2374	Gulf Coast Jewish Family & Community Svcs.	Completed	CDBG	\$37,254.00	\$37,254.00	\$0.00
			2377	RCS-The Haven Rehabilitation	Completed	CDBG	\$38,340.00	\$38,340.00	\$0.00
			2378	HEP -Roof Replacement - 1107 Garden Ave	Completed	CDBG	\$8,990.00	\$8,990.00	\$0.00
			2379	HEP -Roof Replacement - 1100 Garden Ave	Completed	CDBG	\$7,750.00	\$7,750.00	\$0.00
			2380	HEP -Roof Replacement - 701 Vine Ave	Completed	CDBG	\$6,354.00	\$6,354.00	\$0.00
			2381	HEP -Roof Replacement - 1401 Garden Ave	Completed	CDBG	\$7,130.00	\$7,130.00	\$0.00
			2433	RCS Haven Outreach Center	Completed	CDBG	\$41,000.00	\$41,000.00	\$0.00
			2434	Directions for Mental Health Rehab	Completed	CDBG	\$122,305.00	\$122,305.00	\$0.00
			2435	Girls Incorporated of Pinellas Design	Completed	CDBG	\$30,000.00	\$30,000.00	\$0.00
		Project Total					\$746,063.86	\$746,063.86	\$0.00
	5	Public Infrastructure Program	2349	Pinellas Park CRA Sidewalk/Streetscape	Completed	CDBG	\$150,000.00	\$150,000.00	\$0.00
			2350	Safety Harbor CRA park Design & Construction	Completed	CDBG	\$150,000.00	\$150,000.00	\$0.00
			2351	Public Infrastructure Program Delivery	Completed	CDBG	\$9,582.31	\$9,582.31	\$0.00
		Project Total					\$309,582.31	\$309,582.31	\$0.00
	6	Public Services Program	2352	Continuum of Care Match - Homeless	Completed	CDBG	\$140,000.00	\$140,000.00	\$0.00
			2353	Omni Center Operations	Completed	CDBG	\$275,000.00	\$275,000.00	\$0.00
			2354	Public Services Program Delivery	Completed	CDBG	\$4,432.33	\$4,432.33	\$0.00
		Project Total					\$419,432.33	\$419,432.33	\$0.00
	7	Housing Preservation Program	2366	LSFR - Whitfield - 000491A	Completed	HOME	\$10,665.25	\$10,665.25	\$0.00
			2367	LSFR - Schuler - 000495A	Completed	HOME	\$32,675.86	\$32,675.86	\$0.00
			2368	LSFR - Fowler - 000494A	Completed	HOME	\$61,174.64	\$61,174.64	\$0.00
			2371	LSFR - Meyers - 000500A	Completed	HOME	\$32,036.93	\$32,036.93	\$0.00
			2372	LSFR -Luster - 000493A	Completed	HOME	\$64,381.87	\$64,381.87	\$0.00
			2395	Holmer, Michael - 001194A	Completed	HOME	\$120,827.65	\$120,827.65	\$0.00
			2437	LSFR - Keller - 001572A	Completed	HOME	\$15,601.58	\$15,601.58	\$0.00
		Project Total					\$337,363.78	\$337,363.78	\$0.00
	8	Housing Production Program	2387	Magnolia Court Activity Delivery	Completed	CDBG	\$1,850.38	\$1,850.38	\$0.00

U.S. Department of Housing and Urban Development
Office of Community Planning and Development
Integrated Disbursement and Information System
List of Activities By Program Year And Project
PINELLAS COUNTY,FL

DATE: 12-08-16
TIME: 12:51
PAGE: 77

Plan Year	IDIS Project	Project	IDIS Activity ID	Activity Name	Activity Status	Program	Funded Amount	Draw Amount	Balance		
2011	8	Housing Production Program	2388	Transfiguration Manor Sr. Housing	Completed	HOME	\$708,242.41	\$708,242.41	\$0.00		
			2436	Cypress Pointe - CHAF	Completed	HOME	\$1,430,685.90	\$1,430,685.90	\$0.00		
			Project Total					\$2,140,778.69	\$2,140,778.69	\$0.00	
	9	Homeownership Promotion Program	2364	LDAL - Bruce - 000358A	Completed	HOME	\$21,065.78	\$21,065.78	\$0.00		
			2384	LDAL - Campbell - #001193A	Completed	HOME	\$26,104.37	\$26,104.37	\$0.00		
			2385	LDAL - May - #001192A	Completed	HOME	\$26,104.37	\$26,104.37	\$0.00		
			2386	DAL - Cleveland - #001191A	Canceled	HOME	\$0.00	\$0.00	\$0.00		
			2389	Monterrosa-Baumbarger - 001375A	Completed	HOME	\$5,965.00	\$5,965.00	\$0.00		
			2390	Graham - 001372A	Completed	HOME	\$5,965.00	\$5,965.00	\$0.00		
			2391	Kessen, Shannon - 001371A	Completed	HOME	\$5,965.00	\$5,965.00	\$0.00		
			2392	Dixon - 001373A	Completed	HOME	\$5,965.00	\$5,965.00	\$0.00		
			2393	Reiman, Bryan - 001370A	Completed	HOME	\$5,965.00	\$5,965.00	\$0.00		
			2394	Paz, Juana - 001374A	Completed	HOME	\$5,815.00	\$5,815.00	\$0.00		
			2396	LDAL - Robbins, Anthony - 001360A	Completed	HOME	\$5,500.00	\$5,500.00	\$0.00		
			2421	DAL - Minutolo - 001362A	Completed	HOME	\$4,715.00	\$4,715.00	\$0.00		
			2422	DAL - Herbert - 001364A	Completed	HOME	\$5,965.00	\$5,965.00	\$0.00		
			2423	DAL - Lawrence - 001365A	Completed	HOME	\$6,005.00	\$6,005.00	\$0.00		
			2424	DAL - Keller - 001366A	Completed	HOME	\$6,005.00	\$6,005.00	\$0.00		
			2425	DAL - Bowling - 001363A	Completed	HOME	\$6,005.00	\$6,005.00	\$0.00		
				Project Total					\$143,109.52	\$143,109.52	\$0.00
							CDBG		\$2,192,744.25	\$2,192,744.25	\$0.00
				Program Total			HESG		\$203,912.83	\$203,912.83	\$0.00
					HOME		\$2,788,234.12	\$2,788,234.12	\$0.00		
		2011 Total					\$5,184,891.20	\$5,184,891.20	\$0.00		
2012	1	Target Area Improvement Projgram	2397	Joe's Creek Greenway Park Phase 4	Completed	CDBG	\$406,081.87	\$406,081.87	\$0.00		
			2398	Target Area Improvement Program Activity Delivery	Completed	CDBG	\$19,774.12	\$19,774.12	\$0.00		
			2427	Target Area Site Development	Completed	CDBG	\$37,375.15	\$37,375.15	\$0.00		
			Project Total					\$463,231.14	\$463,231.14	\$0.00	
	2	Public Facilities Program	2399	UPARC Harborside Studios Rehabilitation	Completed	CDBG	\$300,000.00	\$300,000.00	\$0.00		
			2407	PARC Curry Villa Group Home Rehab	Completed	CDBG	\$57,692.00	\$57,692.00	\$0.00		
			2408	Public Facilities Activity Delivery	Completed	CDBG	\$17,229.25	\$17,229.25	\$0.00		
		Project Total					\$374,921.25	\$374,921.25	\$0.00		
	3	Public Infrastructure Program	2404	Public Infrastructure Program Delivery	Completed	CDBG	\$11,469.64	\$11,469.64	\$0.00		
			2406	City Pinellas Park Sidewalk/Streetscape	Completed	CDBG	\$100,000.00	\$100,000.00	\$0.00		
		Project Total					\$111,469.64	\$111,469.64	\$0.00		
	4	Public Services Program	2409	COC Homeless Match - Directions Operations	Completed	CDBG	\$117,000.00	\$117,000.00	\$0.00		
			2410	Omni Center Operations	Completed	CDBG	\$235,000.00	\$235,000.00	\$0.00		
			2411	Public Services Activity Delivery	Canceled	CDBG	\$0.00	\$0.00	\$0.00		

U.S. Department of Housing and Urban Development
Office of Community Planning and Development
Integrated Disbursement and Information System
List of Activities By Program Year And Project
PINELLAS COUNTY,FL

DATE: 12-08-16
TIME: 12:51
PAGE: 78

Plan Year	IDIS Project	Project	IDIS Activity ID	Activity Name	Activity Status	Program	Funded Amount	Draw Amount	Balance
2012	4	Project Total					\$352,000.00	\$352,000.00	\$0.00
	5	ES12 Pinellas County	2403	ESG12 Administration	Completed	HESG	\$17,382.60	\$17,382.60	\$0.00
			2446	ES12 Homelessness Prevention	Completed	HESG	\$62,065.10	\$62,065.10	\$0.00
			2447	ES12 Rapid Re-housing	Completed	HESG	\$143,586.05	\$143,586.05	\$0.00
			2448	ES12 HMIS	Completed	HESG	\$8,734.25	\$8,734.25	\$0.00
		Project Total					\$231,768.00	\$231,768.00	\$0.00
	6	Housing Preservation Program	2430	Homeowner Preservation Program Delivery	Completed	CDBG	\$4,437.74	\$4,437.74	\$0.00
			2431	Target Area Code Enforcement	Completed	CDBG	\$36,017.04	\$36,017.04	\$0.00
			2432	Low Interest Home Improvement Loan Program	Canceled	CDBG	\$0.00	\$0.00	\$0.00
			2438	PARC - Burkett Villa Rehab	Completed	CDBG	\$90,324.94	\$90,324.94	\$0.00
			2439	PARC Curry Villa Rehab	Completed	CDBG	\$152,341.94	\$152,341.94	\$0.00
			2440	Rental Housing Preservation Program Activity Delivery	Completed	CDBG	\$12,745.64	\$12,745.64	\$0.00
			2443	PCHF - 8631 Orchid Dr.	Completed	CDBG	\$161,925.54	\$161,925.54	\$0.00
			2460	LSFR - Moore - #001854A	Completed	HOME	\$46,758.49	\$46,758.49	\$0.00
			2461	LSFR - Pence/Childress - #001855A	Completed	HOME	\$46,167.12	\$46,167.12	\$0.00
		Project Total					\$550,718.45	\$550,718.45	\$0.00
	7	Facilitate construction of single- and multifamily affordable housing units.	2445	Habitat-46th Avenue Subdivision	Completed	CDBG	\$190,488.50	\$190,488.50	\$0.00
		Project Total					\$190,488.50	\$190,488.50	\$0.00
	8	Homeownership Promotion Program	2441	LDAL - Rothwell - #001657A	Completed	HOME	\$26,000.00	\$26,000.00	\$0.00
			2442	LDPA - Ramos - #001582A	Completed	HOME	\$6,000.00	\$6,000.00	\$0.00
			2444	LDPA - Rondeau - 001658A	Completed	HOME	\$26,000.00	\$26,000.00	\$0.00
		Project Total					\$58,000.00	\$58,000.00	\$0.00
	9	Administration	2402	CDBG Administration	Completed	CDBG	\$465,708.18	\$465,708.18	\$0.00
			2405	HOME Administration	Completed	HOME	\$182,693.90	\$182,693.90	\$0.00
		Project Total					\$648,402.08	\$648,402.08	\$0.00
						CDBG	\$2,415,611.55	\$2,415,611.55	\$0.00
		Program Total				HESG	\$231,768.00	\$231,768.00	\$0.00
						HOME	\$333,619.51	\$333,619.51	\$0.00
		2012 Total					\$2,980,999.06	\$2,980,999.06	\$0.00
2013	1	Target Area Improvement Program	2450	Lealman Code Enforcement	Completed	CDBG	\$51,854.10	\$51,854.10	\$0.00
			2453	Target Area Improvement Program Activity Delivery	Completed	CDBG	\$64,189.53	\$64,189.53	\$0.00
			2456	Target Area Pre-Development Activities	Completed	CDBG	\$48,178.00	\$48,178.00	\$0.00
			2458	Central Lealman Sidewalks	Completed	CDBG	\$231,902.74	\$231,902.74	\$0.00
			2466	Greater Ridgecrest Cleanup (13/14)	Completed	CDBG	\$11,520.35	\$11,520.35	\$0.00
		Project Total					\$407,644.72	\$407,644.72	\$0.00
	2	Public Facilities Program	2455	Public Facilities Program Activity Delivery	Completed	CDBG	\$29,263.02	\$29,263.02	\$0.00
			2459	RCS Facility Construction	Completed	CDBG	\$300,000.00	\$300,000.00	\$0.00

U.S. Department of Housing and Urban Development
Office of Community Planning and Development
Integrated Disbursement and Information System
List of Activities By Program Year And Project
PINELLAS COUNTY,FL

DATE: 12-08-16
TIME: 12:51
PAGE: 79

Plan Year	IDIS Project	Project	IDIS Activity ID	Activity Name	Activity Status	Program	Funded Amount	Draw Amount	Balance
2013	2	Project Total					\$329,263.02	\$329,263.02	\$0.00
	3	Public Infrastructure Program	2449	Public Infrastructure Program Activity Delivery	Canceled	CDBG	\$0.00	\$0.00	\$0.00
			2454	Public Infrastructure Program Activity Delivery	Completed	CDBG	\$21,188.64	\$21,188.64	\$0.00
			2467	City of Dunedin Streetscape & Sidewalk	Completed	CDBG	\$205,500.00	\$205,500.00	\$0.00
			2486	City of Oldsmar Street Resurfacing Project	Completed	CDBG	\$87,500.00	\$87,500.00	\$0.00
			2489	City of Indian Rocks Beach Sidewalk Project	Completed	CDBG	\$300,000.00	\$300,000.00	\$0.00
		Project Total					\$614,188.64	\$614,188.64	\$0.00
	4	Public Services Program	2451	GRA YMCA-Omni Center Operations	Completed	CDBG	\$235,000.00	\$235,000.00	\$0.00
			2452	Directions for Living Operations	Completed	CDBG	\$72,676.83	\$72,676.83	\$0.00
		Project Total					\$307,676.83	\$307,676.83	\$0.00
	5	Homeless and Homelessness Prevention Services Program	2468	ES13 HMIS	Completed	HESG	\$6,463.26	\$6,463.26	\$0.00
			2469	ES13 Rapid Re-Housing	Completed	HESG	\$89,051.07	\$89,051.07	\$0.00
			2470	ES13 Homelessness Prevention	Completed	HESG	\$65,748.57	\$65,748.57	\$0.00
			2471	ESG13 Administration	Completed	HESG	\$13,074.10	\$13,074.10	\$0.00
		Project Total					\$174,337.00	\$174,337.00	\$0.00
	6	Housing Preservation Program	2463	LSFR - Lowe/Cook - #001853A	Completed	HOME	\$136,965.13	\$136,965.13	\$0.00
			2465	PCHA-Landings at Cross Bayou	Completed	HOME	\$303,040.64	\$303,040.64	\$0.00
			2485	Sandpebble Apartments	Open	CDBG	\$400,000.00	\$352,890.55	\$47,109.45
			2514	HEP Family Shelter Rehab - Units 1 & 2	Completed	CDBG	\$40,000.00	\$40,000.00	\$0.00
			2541	Wind Tree Village - Housing Preservation	Open	CDBG	\$251,865.00	\$973.05	\$250,891.95
		Project Total					\$1,131,870.77	\$833,869.37	\$298,001.40
	7	Housing Production Program	2464	Pinellas Hope III	Open	HOME	\$207,500.00	\$187,190.21	\$20,309.79
			2472	Duval Park	Completed	HOME	\$807,876.34	\$807,876.34	\$0.00
			2491	Whispering Palms	Completed	HOME	\$956,346.92	\$956,346.92	\$0.00
		Project Total					\$1,971,723.26	\$1,951,413.47	\$20,309.79
	8	Homeownership Promotion Program	2479	LDPA - Kinderberg - #002331A	Completed	HOME	\$26,205.00	\$26,205.00	\$0.00
		Project Total					\$26,205.00	\$26,205.00	\$0.00
	9	Administration	2457	09/30/2014CDBG Administration	Completed	CDBG	\$543,856.66	\$543,856.66	\$0.00
			2462	HOME Administration	Completed	HOME	\$193,755.74	\$193,755.74	\$0.00
		Project Total					\$737,612.40	\$737,612.40	\$0.00
						CDBG	\$2,894,494.87	\$2,596,493.47	\$298,001.40
		Program Total				HESG	\$174,337.00	\$174,337.00	\$0.00
						HOME	\$2,631,689.77	\$2,611,379.98	\$20,309.79
	2013 Total						\$5,700,521.64	\$5,382,210.45	\$318,311.19
2014	1	Target Area Improvement Program	2480	Target Area Pre-Development	Completed	CDBG	\$61,127.57	\$61,127.57	\$0.00
			2481	Lealman Code Enforcement 14/15	Completed	CDBG	\$54,447.63	\$54,447.63	\$0.00
			2483	Target Area Improvement Program Activity Delivery	Completed	CDBG	\$16,171.53	\$16,171.53	\$0.00
			2492	Central Lealman Target Area Land Acquisition	Completed	CDBG	\$372,201.28	\$372,201.28	\$0.00

U.S. Department of Housing and Urban Development
Office of Community Planning and Development
Integrated Disbursement and Information System
List of Activities By Program Year And Project
PINELLAS COUNTY,FL

DATE: 12-08-16
TIME: 12:51
PAGE: 80

Plan Year	IDIS Project	Project	IDIS Activity ID	Activity Name	Activity Status	Program	Funded Amount	Draw Amount	Balance
2014	1	Target Area Improvement Program	2496	Omni Center Facility Rehabilitation	Completed	CDBG	\$110,050.00	\$110,050.00	\$0.00
			2500	Police Athletic League Facility Rehabilitation	Completed	CDBG	\$187,649.00	\$187,649.00	\$0.00
			2506	Greater Ridgecrest Cleanup (14/15)	Completed	CDBG	\$14,479.77	\$14,479.77	\$0.00
			2516	Central Lealman Joe's Creek Park 14-15-Design	Open	CDBG	\$150,000.00	\$64,803.89	\$85,196.11
		Project Total					\$966,126.78	\$880,930.67	\$85,196.11
	3	Public Facilities Program	2482	Public Facilities Program Activity Delivery	Completed	CDBG	\$32,740.40	\$32,740.40	\$0.00
			2488	Girls, Inc. Facility Rehabilitation	Completed	CDBG	\$323,745.00	\$323,745.00	\$0.00
			2495	RCS Grace House Facility Rehabilitation	Completed	CDBG	\$116,961.08	\$116,961.08	\$0.00
			2497	WestCare Gulfcoast FL Turning Point Facility Rehabilitation	Completed	CDBG	\$22,165.75	\$22,165.75	\$0.00
			2498	PEMHS Facility Rehabilitation	Completed	CDBG	\$52,000.00	\$52,000.00	\$0.00
			2501	LCHC Cops n Kids Facility Rehabilitation - 555	Completed	CDBG	\$34,200.22	\$34,200.22	\$0.00
			2502	LCHC Cops N Kids Facility Rehabilitation - 560	Completed	CDBG	\$24,670.02	\$24,670.02	\$0.00
			2503	Gulf Coast Jewish Family & Community Services Facility Rehabilitation	Completed	CDBG	\$38,701.50	\$38,701.50	\$0.00
		Project Total					\$645,183.97	\$645,183.97	\$0.00
	4	Public Infrastructure Program	2484	Public Infrastructure Program Activity Delivery	Completed	CDBG	\$14,533.95	\$14,533.95	\$0.00
			2493	Demolition and Clearance 14/15-CD14DEMO1	Completed	CDBG	\$6,270.01	\$6,270.01	\$0.00
			2536	Demolition/Clearance (14/15) Willow Way Demo	Open	CDBG	\$20,000.00	\$7,830.27	\$12,169.73
		Project Total					\$40,803.96	\$28,634.23	\$12,169.73
	5	Public Services Program	2487	GRA YMCA-Omni Center Operations	Completed	CDBG	\$235,000.00	\$235,000.00	\$0.00
			2490	Pinellas Opportunity Council Chore Services	Completed	CDBG	\$30,000.00	\$30,000.00	\$0.00
			2494	Catholic Charities Pinellas Hope Operations	Completed	CDBG	\$40,000.00	\$40,000.00	\$0.00
			2499	Police Athletic League Operations	Completed	CDBG	\$25,000.00	\$25,000.00	\$0.00
			2504	LCHC HomeShare Program Operations	Completed	CDBG	\$13,584.00	\$13,584.00	\$0.00
		Project Total					\$343,584.00	\$343,584.00	\$0.00
	6	Homeless and Homelessness Prevention Services Program	2473	ES14 Administration	Completed	HESG	\$15,341.00	\$15,341.00	\$0.00
			2474	ES14 Homelessness Prevention	Completed	HESG	\$81,559.61	\$81,559.61	\$0.00
			2475	ES14 Rapid Re-Housing	Completed	HESG	\$60,648.39	\$60,648.39	\$0.00
			2476	ES14 HMIS	Completed	HESG	\$6,000.00	\$6,000.00	\$0.00
			2549	CASA Operations	Completed	HESG	\$41,000.00	\$41,000.00	\$0.00
		Project Total					\$204,549.00	\$204,549.00	\$0.00
	7	Housing Preservation Program	2507	LSFR-Cook-002565A	Completed	HOME	\$181,628.63	\$181,628.63	\$0.00
			2513	LSR - Anderoos - 002669A	Completed	HOME	\$41,768.62	\$41,768.62	\$0.00
			2515	LSFR - Brown - 002668A	Completed	HOME	\$35,973.71	\$35,973.71	\$0.00
			2517	The Villages at Tarpon	Open	HOME	\$1,510,000.51	\$1,106,944.46	\$403,056.05
		Project Total					\$1,769,371.47	\$1,366,315.42	\$403,056.05
	8	Housing Production Program	2512	Parkside Commons - 002548A	Completed	HOME	\$502,679.81	\$502,679.81	\$0.00
		Project Total					\$502,679.81	\$502,679.81	\$0.00

U.S. Department of Housing and Urban Development
Office of Community Planning and Development
Integrated Disbursement and Information System
List of Activities By Program Year And Project
PINELLAS COUNTY,FL

DATE: 12-08-16
TIME: 12:51
PAGE: 81

Plan Year	IDIS Project	Project	IDIS Activity ID	Activity Name	Activity Status	Program	Funded Amount	Draw Amount	Balance
2014	9	Homeownership Promotion Program	2505	Meltzer, Mark - 002551A	Completed	HOME	\$24,455.00	\$24,455.00	\$0.00
			2508	LDPL - Ortega - 002673A	Completed	HOME	\$26,245.00	\$26,245.00	\$0.00
			2509	DPL - Mazzaresse - 002672A	Completed	HOME	\$8,030.00	\$8,030.00	\$0.00
			2510	LDPL - Tovar - 002671A	Completed	HOME	\$26,205.00	\$26,205.00	\$0.00
			2511	LDPL - Nordaas - 002670A	Completed	HOME	\$26,205.00	\$26,205.00	\$0.00
	10	Administration	Project Total				\$111,140.00	\$111,140.00	\$0.00
			2477	14/15 CDBG Administration	Completed	CDBG	\$605,085.22	\$605,085.22	\$0.00
			2478	HOME Administration	Completed	HOME	\$176,601.85	\$176,601.85	\$0.00
			Project Total				\$781,687.07	\$781,687.07	\$0.00
						CDBG	\$2,600,783.93	\$2,503,418.09	\$97,365.84
	Program Total					HESG	\$204,549.00	\$204,549.00	\$0.00
						HOME	\$2,559,793.13	\$2,156,737.08	\$403,056.05
			2014 Total				\$5,365,126.06	\$4,864,704.17	\$500,421.89
2015	1	Target Area Improvement Program (SL-3)	2518	NRSA/Target Area Pre-Development 15/16	Completed	CDBG	\$41,901.37	\$41,901.37	\$0.00
			2520	Target Area Improvement Program Activity Delivery 15/16	Completed	CDBG	\$21,988.50	\$21,988.50	\$0.00
			2523	Lealman Code Enforcement 15/16	Completed	CDBG	\$32,090.56	\$32,090.56	\$0.00
			2532	Lealman and Asian Neighborhood Family Center Acquisition and Expansion	Open	CDBG	\$275,743.00	\$102,120.55	\$173,622.45
			2535	Dunbar Relocation: LANFC Acquisition/Relocation	Open	CDBG	\$8,500.00	\$7,848.34	\$651.66
			2537	Walter Relocation: LANFC Acquisition/Relocation	Completed	CDBG	\$1,521.00	\$1,521.00	\$0.00
			2538	Pinellas County Urban Young Life Facility Rehabilitation	Completed	CDBG	\$10,742.40	\$10,742.40	\$0.00
			2543	The Arc Tampa Bay Long Center Rehabilitation	Completed	CDBG	\$25,645.00	\$25,645.00	\$0.00
			2545	Highpoint YMCA Facility Rehab 15/16	Completed	CDBG	\$165,165.00	\$165,165.00	\$0.00
			Project Total				\$583,296.83	\$409,022.72	\$174,274.11
	2	Public Facility Improvement Program (SL-1)	2522	Public Facilities Program Activity Delivery 15/16	Completed	CDBG	\$33,509.11	\$33,509.11	\$0.00
			2529	Religious Community Services Food Bank Rehabilitation	Completed	CDBG	\$39,331.47	\$39,331.47	\$0.00
			2534	Kimberly Home Acquisition	Open	CDBG	\$154,201.00	\$133,233.34	\$20,967.66
			2547	CASA Facility Rehabilitation	Open	CDBG	\$300,000.00	\$224,056.35	\$75,943.65
			2548	Family Resources Facility Rehabilitation	Completed	CDBG	\$13,000.00	\$13,000.00	\$0.00
			Project Total				\$540,041.58	\$443,130.27	\$96,911.31
	3	Public Infrastructure Program (SL-3)	2521	Public Infrastructure Program Activity Delivery 15/16	Completed	CDBG	\$22,411.90	\$22,411.90	\$0.00
			2542	City of Dunedin Streetscape Project	Completed	CDBG	\$225,000.00	\$225,000.00	\$0.00
			2546	City of Gulfport Streetscape	Completed	CDBG	\$300,000.00	\$300,000.00	\$0.00
			Project Total				\$547,411.90	\$547,411.90	\$0.00
	4	Public Services Program (SL-1)	2530	Omni Center Operations	Completed	CDBG	\$235,000.00	\$235,000.00	\$0.00
			2531	Pinellas Opportunity Council Chore Services	Completed	CDBG	\$29,999.98	\$29,999.98	\$0.00
			2533	Lighthouse of Pinellas Operations	Completed	CDBG	\$20,000.00	\$20,000.00	\$0.00

U.S. Department of Housing and Urban Development
Office of Community Planning and Development
Integrated Disbursement and Information System
List of Activities By Program Year And Project
PINELLAS COUNTY,FL

Plan Year	IDIS Project	Project	IDIS Activity ID	Activity Name	Activity Status	Program	Funded Amount	Draw Amount	Balance
2015	4	Public Services Program (SL-1)	2539	Gulfcoast Legal Servcies Fair Housing Program Operations	Completed	CDBG	\$21,444.00	\$21,444.00	\$0.00
			2540	Directions for Living Operations	Completed	CDBG	\$126,243.85	\$126,243.85	\$0.00
			2544	Police Athletic League Operations 15/16	Completed	CDBG	\$18,087.00	\$18,087.00	\$0.00
			Project Total				\$450,774.83	\$450,774.83	\$0.00
	6	Housing Production Program (DH-1)	2550	The Preserve at Clam Bayou	Open	HOME	\$1,050,000.00	\$0.00	\$1,050,000.00
							Project Total	\$1,050,000.00	\$0.00
	8	Homeless and Homelessness Prevention Services Program (DH-2)	2524	ES15 HMIS	Open	HESG	\$5,000.00	\$0.00	\$5,000.00
			2525	ES15 Rapid Re-Housing	Open	HESG	\$67,366.00	\$332.56	\$67,033.44
			2526	ES15 Homelessness Prevention	Open	HESG	\$67,365.00	\$12,752.28	\$54,612.72
			2527	ES15 Administration	Open	HESG	\$16,194.00	\$3,118.49	\$13,075.51
			2551	RCS Grace House Operations 15/16	Open	HESG	\$60,000.00	\$0.00	\$60,000.00
			Project Total				\$215,925.00	\$16,203.33	\$199,721.67
	9	Administration	2519	15/16 CDBG Administration	Completed	CDBG	\$490,047.94	\$490,047.94	\$0.00
			2528	HOME Admin (15/16)	Open	HOME	\$186,838.22	\$148,774.21	\$38,064.01
			Project Total				\$676,886.16	\$638,822.15	\$38,064.01
						CDBG	\$2,611,573.08	\$2,340,387.66	\$271,185.42
						HESG	\$215,925.00	\$16,203.33	\$199,721.67
						HOME	\$1,236,838.22	\$148,774.21	\$1,088,064.01
		Program Total					\$4,064,336.30	\$2,505,365.20	\$1,558,971.10
		2015 Total					\$94,633,288.86	\$93,966,736.20	\$666,552.66
							CDBG-R	\$809,226.00	\$809,226.00
						ESG	\$2,419,040.80	\$2,419,040.80	\$0.00
						HESG	\$1,030,491.83	\$830,770.16	\$199,721.67
						HOME	\$54,743,044.13	\$53,231,448.95	\$1,511,595.18
						HPRP	\$1,237,464.00	\$1,237,464.00	\$0.00
							\$154,872,555.62	\$152,494,686.11	\$2,377,869.51
Program Grand Total									
Grand Total									



U.S. Department of Housing and Urban Development
Office of Community Planning and Development
Integrated Disbursement and Information System
CDBG Activity Summary Report (GPR) for Program Year 2015
PINELLAS COUNTY

Date: 08-Dec-2016
Time: 12:53
Page: 1

PGM Year: 1994
Project: 0002 - CONVERTED CDBG ACTIVITIES
IDIS Activity: 2 - CDBG COMMITTED FUNDS ADJUSTMENT

Status: Open
Location: ,

Objective:
Outcome:
Matrix Code: Planning (20) **National Objective:**

Initial Funding Date: 01/01/0001

Description:

Financing

	Fund Type	Grant Year	Grant	Funded Amount	Drawn In Program Year	Drawn Thru Program Year
CDBG	EN	Pre-2015		\$19,249,921.49	\$0.00	\$0.00
		1989	B89UC120005		\$0.00	\$2,635,000.00
		1990	B90UC120005		\$0.00	\$2,515,000.00
		1991	B91UC120005		\$0.00	\$2,850,000.00
		1992	B92UC120005		\$0.00	\$3,058,000.00
		1993	B93UC120005		\$0.00	\$3,625,000.00
		1994	B94UC120005		\$0.00	\$3,860,000.00
		1995	B95UC120005		\$0.00	\$706,921.49
Total	Total			\$19,249,921.49	\$0.00	\$19,249,921.49

Proposed Accomplishments

Actual Accomplishments

Number assisted:

	Owner		Renter		Total		Person	
	Total	Hispanic	Total	Hispanic	Total	Hispanic	Total	Hispanic
White:					0	0		
Black/African American:					0	0		
Asian:					0	0		
American Indian/Alaskan Native:					0	0		
Native Hawaiian/Other Pacific Islander:					0	0		
American Indian/Alaskan Native & White:					0	0		
Asian White:					0	0		
Black/African American & White:					0	0		
American Indian/Alaskan Native & Black/African American:					0	0		
Other multi-racial:					0	0		
Asian/Pacific Islander:					0	0		



U.S. Department of Housing and Urban Development
Office of Community Planning and Development
Integrated Disbursement and Information System
CDBG Activity Summary Report (GPR) for Program Year 2015
PINELLAS COUNTY

Date: 08-Dec-2016

Time: 12:53

Page: 2

Hispanic:					0	0		
Total:	0	0	0	0	0	0	0	0

Female-headed Households:					0			
---------------------------	--	--	--	--	---	--	--	--

<i>Income Category:</i>	Owner	Renter	Total	Person
Extremely Low			0	
Low Mod			0	
Moderate			0	
Non Low Moderate			0	
Total	0	0	0	0
Percent Low/Mod				

Annual Accomplishments

No data returned for this view. This might be because the applied filter excludes all data.



U.S. Department of Housing and Urban Development
Office of Community Planning and Development
Integrated Disbursement and Information System
CDBG Activity Summary Report (GPR) for Program Year 2015
PINELLAS COUNTY

Date: 08-Dec-2016
Time: 12:53
Page: 3

PGM Year: 2011
Project: 0003 - Target Area Improvement Program
IDIS Activity: 2359 - Dansville Phase IV

Status: Open
Location: Dansville NRSA Largo, FL 33778

Objective: Create suitable living environments
Outcome: Sustainability
Matrix Code: Public Facilities and Improvement
(General) (03)

National Objective: LMA

Initial Funding Date: 06/13/2012

Description:

Dansville Redevelopment Area phase IV development.

Financing

	Fund Type	Grant Year	Grant	Funded Amount	Drawn In Program Year	Drawn Thru Program Year
CDBG	EN	Pre-2015		\$74,869.26	\$0.00	\$0.00
		2010	B10UC120005		\$0.00	\$26,283.99
		2011	B11UC120005		\$0.00	\$28,951.93
		2012	B12UC120005		\$0.00	\$10,267.16
		2013	B13UC120005		\$4,752.00	\$9,366.18
	PI			\$12,782.45	\$0.00	\$12,782.45
Total	Total			\$87,651.71	\$4,752.00	\$87,651.71

Proposed Accomplishments

People (General) : 334

Total Population in Service Area: 1,035

Census Tract Percent Low / Mod: 83.00

Annual Accomplishments

Years	Accomplishment Narrative	# Benefitting
2011	Funding for phase 4 of the Dansville Redevelopment area.	



U.S. Department of Housing and Urban Development
Office of Community Planning and Development
Integrated Disbursement and Information System
CDBG Activity Summary Report (GPR) for Program Year 2015
PINELLAS COUNTY

Date: 08-Dec-2016
Time: 12:53
Page: 4

PGM Year:	2013					
Project:	0006 - Housing Preservation Program					
IDIS Activity:	2485 - Sandpebble Apartments					
Status:	Open	Objective:	Provide decent affordable housing			
Location:	2700 52nd Ave N St Petersburg, FL 33714-2582	Outcome:	Sustainability			
		Matrix Code:	Rehab; Multi-Unit Residential (14B)	National Objective:	LMH	

Initial Funding Date: 03/03/2015

Description:

Rehabilitation of multifamily residential rental housing.

Financing

	Fund Type	Grant Year	Grant	Funded Amount	Drawn In Program Year	Drawn Thru Program Year
CDBG	EN	Pre-2015		\$389,578.40	\$0.00	\$0.00
		2013	B13UC120005		\$234,492.20	\$237,571.28
		2014	B14UC120005		\$104,897.67	\$104,897.67
	PI			\$10,421.60	\$8,798.11	\$10,421.60
Total	Total			\$400,000.00	\$348,187.98	\$352,890.55

Proposed Accomplishments

Housing Units : 10

Actual Accomplishments

Number assisted:

	Owner		Renter		Total		Person	
	Total	Hispanic	Total	Hispanic	Total	Hispanic	Total	Hispanic
White:	0	0	0	0	0	0		0
Black/African American:	0	0	0	0	0	0	0	0
Asian:	0	0	0	0	0	0	0	0
American Indian/Alaskan Native:	0	0	0	0	0	0	0	0
Native Hawaiian/Other Pacific Islander:	0	0	0	0	0	0	0	0
American Indian/Alaskan Native & White:	0	0	0	0	0	0	0	0
Asian White:	0	0	0	0	0	0	0	0
Black/African American & White:	0	0	0	0	0	0	0	0
American Indian/Alaskan Native & Black/African American:	0	0	0	0	0	0	0	0
Other multi-racial:	0	0	0	0	0	0	0	0
Asian/Pacific Islander:	0	0	0	0	0	0	0	0
Hispanic:	0	0	0	0	0	0	0	0



U.S. Department of Housing and Urban Development
 Office of Community Planning and Development
 Integrated Disbursement and Information System
 CDBG Activity Summary Report (GPR) for Program Year 2015
 PINELLAS COUNTY

Date: 08-Dec-2016
 Time: 12:53
 Page: 5

Total: 0 0 0 0 0 0 0 0

Female-headed Households: 0 0 0

Income Category:

	Owner	Renter	Total	Person
Extremely Low	0	0	0	0
Low Mod	0	0	0	0
Moderate	0	0	0	0
Non Low Moderate	0	0	0	0
Total	0	0	0	0
Percent Low/Mod				

Annual Accomplishments

Years	Accomplishment Narrative	# Benefitting
2014		



U.S. Department of Housing and Urban Development
Office of Community Planning and Development
Integrated Disbursement and Information System
CDBG Activity Summary Report (GPR) for Program Year 2015
PINELLAS COUNTY

Date: 08-Dec-2016
Time: 12:53
Page: 6

PGM Year: 2014
Project: 0003 - Public Facilities Program
IDIS Activity: 2497 - WestCare Gulfcoast FL Turning Point Facility Rehabilitation

Status: Completed 9/30/2016 12:00:00 AM
Location: 1801 5th Ave N St Petersburg, FL 33713-7109
Objective: Create suitable living environments
Outcome: Availability/accessibility
Matrix Code: Homeless Facilities (not operating costs) (03C)
National Objective: LMC

Initial Funding Date: 06/24/2015

Description:

WestCare Turning Point inebriate receiving facility rehabilitation activities.

Financing

	Fund Type	Grant Year	Grant	Funded Amount	Drawn In Program Year	Drawn Thru Program Year
CDBG	EN	Pre-2015		\$22,165.75	\$0.00	\$0.00
		2013	B13UC120005		\$22,165.75	\$22,165.75
Total	Total			\$22,165.75	\$22,165.75	\$22,165.75

Proposed Accomplishments

Public Facilities : 1

Actual Accomplishments

Number assisted:

	Owner		Renter		Total		Person	
	Total	Hispanic	Total	Hispanic	Total	Hispanic	Total	Hispanic
White:	0	0	0	0	0	0	1,137	73
Black/African American:	0	0	0	0	0	0	354	0
Asian:	0	0	0	0	0	0	5	0
American Indian/Alaskan Native:	0	0	0	0	0	0	6	0
Native Hawaiian/Other Pacific Islander:	0	0	0	0	0	0	0	0
American Indian/Alaskan Native & White:	0	0	0	0	0	0	0	0
Asian White:	0	0	0	0	0	0	0	0
Black/African American & White:	0	0	0	0	0	0	0	0
American Indian/Alaskan Native & Black/African American:	0	0	0	0	0	0	0	0
Other multi-racial:	0	0	0	0	0	0	1	0
Asian/Pacific Islander:	0	0	0	0	0	0	0	0
Hispanic:	0	0	0	0	0	0	0	0
Total:	0	0	0	0	0	0	1,503	73

Female-headed Households:

0 0 0



U.S. Department of Housing and Urban Development
Office of Community Planning and Development
Integrated Disbursement and Information System
CDBG Activity Summary Report (GPR) for Program Year 2015
PINELLAS COUNTY

Date: 08-Dec-2016

Time: 12:53

Page: 7

Income Category:

	Owner	Renter	Total	Person
Extremely Low	0	0	0	1,467
Low Mod	0	0	0	22
Moderate	0	0	0	0
Non Low Moderate	0	0	0	14
Total	0	0	0	1,503
Percent Low/Mod				99.1%

Annual Accomplishments

Years	Accomplishment Narrative	# Benefitting
2014	Construction of a new stand alone building to be used as a laundry facility at Turning Point emergency housing/inebriate receiving facility serving homeless clients.	



U.S. Department of Housing and Urban Development
Office of Community Planning and Development
Integrated Disbursement and Information System
CDBG Activity Summary Report (GPR) for Program Year 2015
PINELLAS COUNTY

Date: 08-Dec-2016
Time: 12:53
Page: 8

PGM Year: 2014
Project: 0001 - Target Area Improvement Program
IDIS Activity: 2500 - Police Athletic League Facility Rehabilitation

Status: Completed 9/30/2016 12:00:00 AM
Location: 3755 46th Ave N St Petersburg, FL 33714-3600

Objective: Create suitable living environments
Outcome: Sustainability
Matrix Code: Neighborhood Facilities (03E)
National Objective: LMA

Initial Funding Date: 07/08/2015

Description:

Rhabilitation of PALs youth facility

Financing

	Fund Type	Grant Year	Grant	Funded Amount	Drawn In Program Year	Drawn Thru Program Year
CDBG	EN	Pre-2015		\$172,429.57	\$0.00	\$0.00
		2013	B13UC120005		\$97,740.57	\$172,429.57
	PI			\$15,219.43	\$15,219.43	\$15,219.43
Total	Total			\$187,649.00	\$112,960.00	\$187,649.00

Proposed Accomplishments

Public Facilities : 1

Total Population in Service Area: 8,280

Census Tract Percent Low / Mod: 56.16

Annual Accomplishments

Years	Accomplishment Narrative	# Benefitting
2014	Funding for enhancements to facility grounds including conversion of old parking lot into Astroturf field, resurfacing skateboard park, installing shade structure for skateboard park, and constructing a water barrier device and small drainage system to prevent flooding of partially covered basketball court.	
2015	Funding for enhancements to facility grounds including conversion of old parking lot into Astroturf field, resurfacing skateboard park, installing shade structure for skateboard park, and constructing a water barrier device and small drainage system to prevent flooding of partially covered basketball court.	



U.S. Department of Housing and Urban Development
Office of Community Planning and Development
Integrated Disbursement and Information System
CDBG Activity Summary Report (GPR) for Program Year 2015
PINELLAS COUNTY

Date: 08-Dec-2016
Time: 12:53
Page: 9

PGM Year:	2013				
Project:	0006 - Housing Preservation Program				
IDIS Activity:	2514 - HEP Family Shelter Rehab - Units 1 & 2				
Status:	Completed 9/30/2016 12:00:00 AM	Objective:	Create suitable living environments		
Location:	1277 Otis C. Green Drive Cleatwater, FL 33755	Outcome:	Availability/accessibility		
		Matrix Code:	Homeless Facilities (not operating costs) (03C)	National Objective:	LMC

Initial Funding Date: 09/23/2015

Description:

Rehabilitation of Homeless Emergency Project family shelter.

Financing

	Fund Type	Grant Year	Grant	Funded Amount	Drawn In Program Year	Drawn Thru Program Year
CDBG	EN	Pre-2015		\$40,000.00	\$0.00	\$0.00
		2013	B13UC120005		\$40,000.00	\$40,000.00
Total	Total			\$40,000.00	\$40,000.00	\$40,000.00

Proposed Accomplishments

Public Facilities : 1

Actual Accomplishments

Number assisted:

	Owner		Renter		Total		Person	
	Total	Hispanic	Total	Hispanic	Total	Hispanic	Total	Hispanic
White:	0	0	0	0	0	0	1	0
Black/African American:	0	0	0	0	0	0	3	0
Asian:	0	0	0	0	0	0	0	0
American Indian/Alaskan Native:	0	0	0	0	0	0	0	0
Native Hawaiian/Other Pacific Islander:	0	0	0	0	0	0	0	0
American Indian/Alaskan Native & White:	0	0	0	0	0	0	0	0
Asian White:	0	0	0	0	0	0	1	0
Black/African American & White:	0	0	0	0	0	0	0	0
American Indian/Alaskan Native & Black/African American:	0	0	0	0	0	0	0	0
Other multi-racial:	0	0	0	0	0	0	0	0
Asian/Pacific Islander:	0	0	0	0	0	0	0	0
Hispanic:	0	0	0	0	0	0	0	0
Total:	0	0	0	0	0	0	5	0

Female-headed Households:

0 0 0



U.S. Department of Housing and Urban Development
Office of Community Planning and Development
Integrated Disbursement and Information System
CDBG Activity Summary Report (GPR) for Program Year 2015
PINELLAS COUNTY

Date: 08-Dec-2016

Time: 12:53

Page: 10

Income Category:

	Owner	Renter	Total	Person
Extremely Low	0	0	0	5
Low Mod	0	0	0	0
Moderate	0	0	0	0
Non Low Moderate	0	0	0	0
Total	0	0	0	5
Percent Low/Mod				100.0%

Annual Accomplishments

Years	Accomplishment Narrative	# Benefitting
2015	Rehabilitation of 2 units at HEPS Family Shelter.	



U.S. Department of Housing and Urban Development
Office of Community Planning and Development
Integrated Disbursement and Information System
CDBG Activity Summary Report (GPR) for Program Year 2015
PINELLAS COUNTY

Date: 08-Dec-2016

Time: 12:53

Page: 11

PGM Year: 2014
Project: 0001 - Target Area Improvement Program
IDIS Activity: 2516 - Central Lealman Joe's Creek Park 14-15-Design

Status: Open
Location: Joe's Creek Park St. Petersburg, FL 33714

Objective: Create suitable living environments

Outcome: Sustainability

Matrix Code: Parks, Recreational Facilities (03F)

National Objective: LMA

Initial Funding Date: 11/04/2015

Description:

Funding for potential recreation field in Central Lealman.

Financing

	Fund Type	Grant Year	Grant	Funded Amount	Drawn In Program Year	Drawn Thru Program Year
CDBG	EN	Pre-2015		\$148,475.10	\$0.00	\$0.00
		2013	B13UC120005		\$56,033.90	\$56,933.88
		2014	B14UC120005		\$6,345.11	\$6,345.11
	PI			\$1,524.90	\$1,524.90	\$1,524.90
Total	Total			\$150,000.00	\$63,903.91	\$64,803.89

Proposed Accomplishments

Public Facilities : 1

Total Population in Service Area: 8,280

Census Tract Percent Low / Mod: 56.16

Annual Accomplishments

No data returned for this view. This might be because the applied filter excludes all data.



U.S. Department of Housing and Urban Development
Office of Community Planning and Development
Integrated Disbursement and Information System
CDBG Activity Summary Report (GPR) for Program Year 2015
PINELLAS COUNTY

Date: 08-Dec-2016
Time: 12:53
Page: 12

PGM Year:	2015				
Project:	0001 - Target Area Improvement Program (SL-3)				
IDIS Activity:	2518 - NRSA/Target Area Pre-Development 15/16				
Status:	Completed 9/30/2016 12:00:00 AM	Objective:	Create suitable living environments		
Location:	Dansville/Ridgecrest NRSA Largo, FL 33774	Outcome:	Sustainability		
		Matrix Code:	Public Facilities and Improvement (General) (03)	National Objective:	LMA

Initial Funding Date: 01/27/2016

Description:

Predevelopment activities of County-owned lots.

Financing

	Fund Type	Grant Year	Grant	Funded Amount	Drawn In Program Year	Drawn Thru Program Year
CDBG	EN	2015	B15UC120005	\$33,403.24	\$33,403.24	\$33,403.24
	PI			\$8,498.13	\$8,498.13	\$8,498.13
Total	Total			\$41,901.37	\$41,901.37	\$41,901.37

Proposed Accomplishments

People (General) : 3,155

Total Population in Service Area: 4,190

Census Tract Percent Low / Mod: 53.46

Annual Accomplishments

Years	Accomplishment Narrative	# Benefitting
2015	Predevelopment activities of County-owned lots including, but not limited to, zoning approvals, platting, site work, legal, design, consulting, surveys, geotechnical studies and investigations, utility engineering and environmental assessments, other costs associated with property maintenance and site development; acquisition of signage easements and construction/installation of neighborhood signage.	



U.S. Department of Housing and Urban Development
Office of Community Planning and Development
Integrated Disbursement and Information System
CDBG Activity Summary Report (GPR) for Program Year 2015
PINELLAS COUNTY

Date: 08-Dec-2016
Time: 12:53
Page: 13

PGM Year: 2015
Project: 0009 - Administration
IDIS Activity: 2519 - 15/16 CDBG Administration

Status: Completed 9/30/2016 12:00:00 AM
Location: ,

Objective:
Outcome:
Matrix Code: General Program Administration (21A) **National Objective:**

Initial Funding Date: 01/27/2016

Description:

General program planning costs related to the administration of the CDBG Grant.

Financing

	Fund Type	Grant Year	Grant	Funded Amount	Drawn In Program Year	Drawn Thru Program Year
CDBG	EN	2015	B15UC120005	\$481,537.80	\$481,537.80	\$481,537.80
	PI			\$8,510.14	\$8,510.14	\$8,510.14
Total	Total			\$490,047.94	\$490,047.94	\$490,047.94

Proposed Accomplishments

Actual Accomplishments

Number assisted:

	Owner		Renter		Total		Person	
	Total	Hispanic	Total	Hispanic	Total	Hispanic	Total	Hispanic
White:					0	0		
Black/African American:					0	0		
Asian:					0	0		
American Indian/Alaskan Native:					0	0		
Native Hawaiian/Other Pacific Islander:					0	0		
American Indian/Alaskan Native & White:					0	0		
Asian White:					0	0		
Black/African American & White:					0	0		
American Indian/Alaskan Native & Black/African American:					0	0		
Other multi-racial:					0	0		
Asian/Pacific Islander:					0	0		
Hispanic:					0	0		
Total:	0	0	0	0	0	0	0	0
Female-headed Households:					0			



U.S. Department of Housing and Urban Development
Office of Community Planning and Development
Integrated Disbursement and Information System
CDBG Activity Summary Report (GPR) for Program Year 2015
PINELLAS COUNTY

Date: 08-Dec-2016

Time: 12:53

Page: 14

Income Category:

	Owner	Renter	Total	Person
Extremely Low			0	
Low Mod			0	
Moderate			0	
Non Low Moderate			0	
Total	0	0	0	0
Percent Low/Mod				

Annual Accomplishments

No data returned for this view. This might be because the applied filter excludes all data.



U.S. Department of Housing and Urban Development
Office of Community Planning and Development
Integrated Disbursement and Information System
CDBG Activity Summary Report (GPR) for Program Year 2015
PINELLAS COUNTY

Date: 08-Dec-2016
Time: 12:53
Page: 15

PGM Year: 2015
Project: 0001 - Target Area Improvement Program (SL-3)
IDIS Activity: 2520 - Target Area Improvement Program Activity Delivery 15/16

Status: Completed 9/30/2016 12:00:00 AM
Location: NRSA/Target Areas Clearwater, FL 33756

Objective: Create suitable living environments
Outcome: Sustainability
Matrix Code: Public Facilities and Improvement
(General) (03)

National Objective: LMA

Initial Funding Date: 01/27/2016

Description:

Activity delivery costs for administering the Target Area Improvement Program activities.

Financing

	Fund Type	Grant Year	Grant	Funded Amount	Drawn In Program Year	Drawn Thru Program Year
CDBG	EN	Pre-2015		\$21,988.50	\$0.00	\$0.00
		2013	B13UC120005		\$14,036.32	\$14,036.32
		2014	B14UC120005		\$7,952.18	\$7,952.18
Total	Total			\$21,988.50	\$21,988.50	\$21,988.50

Proposed Accomplishments

Total Population in Service Area: 4,190
Census Tract Percent Low / Mod: 53.46

Annual Accomplishments

No data returned for this view. This might be because the applied filter excludes all data.



U.S. Department of Housing and Urban Development
Office of Community Planning and Development
Integrated Disbursement and Information System
CDBG Activity Summary Report (GPR) for Program Year 2015
PINELLAS COUNTY

Date: 08-Dec-2016
Time: 12:53
Page: 16

PGM Year: 2015
Project: 0003 - Public Infrastructure Program (SL-3)
IDIS Activity: 2521 - Public Infrastructure Program Activity Delivery 15/16

Status: Completed 9/30/2016 12:00:00 AM
Location: cities of Dunedin and Gulfport Clearwater, FL 33756
Objective: Create suitable living environments
Outcome: Sustainability
Matrix Code: Public Facilities and Improvement (General) (03)
National Objective: SBA

Initial Funding Date: 01/27/2016

Description:

Activity delivery costs for administering the Public Infrastructure Improvement Program activities.

Financing

	Fund Type	Grant Year	Grant	Funded Amount	Drawn In Program Year	Drawn Thru Program Year
CDBG	EN	Pre-2015		\$22,411.90	\$0.00	\$0.00
		2013	B13UC120005		\$13,564.36	\$13,564.36
		2014	B14UC120005		\$8,847.54	\$8,847.54
Total	Total			\$22,411.90	\$22,411.90	\$22,411.90

Proposed Accomplishments

Annual Accomplishments

No data returned for this view. This might be because the applied filter excludes all data.



U.S. Department of Housing and Urban Development
Office of Community Planning and Development
Integrated Disbursement and Information System
CDBG Activity Summary Report (GPR) for Program Year 2015
PINELLAS COUNTY

Date: 08-Dec-2016
Time: 12:53
Page: 17

PGM Year: 2015
Project: 0002 - Public Facility Improvement Program (SL-1)
IDIS Activity: 2522 - Public Facilities Program Activity Delivery 15/16

Status: Completed 9/30/2016 12:00:00 AM
Location: Various Sites Clearwater, FL 33756

Objective: Create suitable living environments
Outcome: Availability/accessibility
Matrix Code: Public Facilities and Improvement (General) (03)

National Objective: LMC

Initial Funding Date: 01/27/2016

Description:

Activity delivery costs for administering the Public Facilities Improvement Program activities.

Financing

	Fund Type	Grant Year	Grant	Funded Amount	Drawn In Program Year	Drawn Thru Program Year
CDBG	EN	Pre-2015		\$33,509.11	\$0.00	\$0.00
		2013	B13UC120005		\$19,503.89	\$19,503.89
		2014	B14UC120005		\$14,005.22	\$14,005.22
Total	Total			\$33,509.11	\$33,509.11	\$33,509.11

Proposed Accomplishments

Actual Accomplishments

Number assisted:

	Owner		Renter		Total		Person	
	Total	Hispanic	Total	Hispanic	Total	Hispanic	Total	Hispanic
White:	0	0	0	0	0	0		0
Black/African American:	0	0	0	0	0	0	0	0
Asian:	0	0	0	0	0	0	0	0
American Indian/Alaskan Native:	0	0	0	0	0	0	0	0
Native Hawaiian/Other Pacific Islander:	0	0	0	0	0	0	0	0
American Indian/Alaskan Native & White:	0	0	0	0	0	0	0	0
Asian White:	0	0	0	0	0	0	0	0
Black/African American & White:	0	0	0	0	0	0	0	0
American Indian/Alaskan Native & Black/African American:	0	0	0	0	0	0	0	0
Other multi-racial:	0	0	0	0	0	0	0	0
Asian/Pacific Islander:	0	0	0	0	0	0	0	0
Hispanic:	0	0	0	0	0	0	0	0
Total:	0	0	0	0	0	0	0	0
Female-headed Households:	0		0		0			



U.S. Department of Housing and Urban Development
Office of Community Planning and Development
Integrated Disbursement and Information System
CDBG Activity Summary Report (GPR) for Program Year 2015
PINELLAS COUNTY

Date: 08-Dec-2016

Time: 12:53

Page: 18

Income Category:

	Owner	Renter	Total	Person
Extremely Low	0	0	0	0
Low Mod	0	0	0	0
Moderate	0	0	0	0
Non Low Moderate	0	0	0	0
Total	0	0	0	0
Percent Low/Mod				

Annual Accomplishments

No data returned for this view. This might be because the applied filter excludes all data.



U.S. Department of Housing and Urban Development
Office of Community Planning and Development
Integrated Disbursement and Information System
CDBG Activity Summary Report (GPR) for Program Year 2015
PINELLAS COUNTY

Date: 08-Dec-2016
Time: 12:53
Page: 19

PGM Year: 2015
Project: 0001 - Target Area Improvement Program (SL-3)
IDIS Activity: 2523 - Lealman Code Enforcement 15/16

Status: Completed 9/30/2016 12:00:00 AM
Location: Lealman Target Area St. Petersburg, FL 33714

Objective: Create suitable living environments
Outcome: Sustainability
Matrix Code: Code Enforcement (15)

National Objective: LMA

Initial Funding Date: 01/27/2016

Description:

Code enforcement in deteriorated or deteriorating neighborhood target areas to arrest the decline of the neighborhoods.

Financing

	Fund Type	Grant Year	Grant	Funded Amount	Drawn In Program Year	Drawn Thru Program Year
CDBG	EN	2015	B15UC120005	\$32,090.56	\$32,090.56	\$32,090.56
Total	Total			\$32,090.56	\$32,090.56	\$32,090.56

Proposed Accomplishments

People (General) : 1,500

Total Population in Service Area: 8,280

Census Tract Percent Low / Mod: 56.16

Annual Accomplishments

Years	Accomplishment Narrative	# Benefitting
2015	Code enforcement in Central Lealman Target Area to arrest the decline of the neighborhoods.	



U.S. Department of Housing and Urban Development
Office of Community Planning and Development
Integrated Disbursement and Information System
CDBG Activity Summary Report (GPR) for Program Year 2015
PINELLAS COUNTY

Date: 08-Dec-2016
Time: 12:53
Page: 20

PGM Year: 2015
Project: 0002 - Public Facility Improvement Program (SL-1)
IDIS Activity: 2529 - Religious Community Services Food Bank Rehabilitation

Status: Completed 9/30/2016 12:00:00 AM
Location: 700 Druid Rd E Clearwater, FL 33756-3914
Objective: Create suitable living environments
Outcome: Availability/accessibility
Matrix Code: Public Facilities and Improvement (General) (03)
National Objective: LMC

Initial Funding Date: 06/21/2016

Description:
Emergency efficiency improvements at RCS Food Bank.

Financing

	Fund Type	Grant Year	Grant	Funded Amount	Drawn In Program Year	Drawn Thru Program Year
CDBG	EN	2015	B15UC120005	\$39,331.47	\$39,331.47	\$39,331.47
Total	Total			\$39,331.47	\$39,331.47	\$39,331.47

Proposed Accomplishments

People (General) : 33,000

Actual Accomplishments

Number assisted:

	Owner		Renter		Total		Person	
	Total	Hispanic	Total	Hispanic	Total	Hispanic	Total	Hispanic
White:	0	0	0	0	0	0	47,478	9,708
Black/African American:	0	0	0	0	0	0	17,348	0
Asian:	0	0	0	0	0	0	201	0
American Indian/Alaskan Native:	0	0	0	0	0	0	131	0
Native Hawaiian/Other Pacific Islander:	0	0	0	0	0	0	848	0
American Indian/Alaskan Native & White:	0	0	0	0	0	0	0	0
Asian White:	0	0	0	0	0	0	0	0
Black/African American & White:	0	0	0	0	0	0	0	0
American Indian/Alaskan Native & Black/African American:	0	0	0	0	0	0	0	0
Other multi-racial:	0	0	0	0	0	0	113	0
Asian/Pacific Islander:	0	0	0	0	0	0	0	0
Hispanic:	0	0	0	0	0	0	0	0
Total:	0	0	0	0	0	0	66,119	9,708
Female-headed Households:	0		0		0			



U.S. Department of Housing and Urban Development
Office of Community Planning and Development
Integrated Disbursement and Information System
CDBG Activity Summary Report (GPR) for Program Year 2015
PINELLAS COUNTY

Date: 08-Dec-2016

Time: 12:53

Page: 21

Income Category:

	Owner	Renter	Total	Person
Extremely Low	0	0	0	43,313
Low Mod	0	0	0	15,128
Moderate	0	0	0	7,678
Non Low Moderate	0	0	0	0
Total	0	0	0	66,119
Percent Low/Mod				100.0%

Annual Accomplishments

Years	Accomplishment Narrative	# Benefitting
2015	Energy efficiency improvements including installing air conditioning units and digital programmable thermostats, smoke detectors and strobe test stations at RCS Food Bank.	



U.S. Department of Housing and Urban Development
Office of Community Planning and Development
Integrated Disbursement and Information System
CDBG Activity Summary Report (GPR) for Program Year 2015
PINELLAS COUNTY

Date: 08-Dec-2016
Time: 12:53
Page: 22

PGM Year: 2015
Project: 0004 - Public Services Program (SL-1)
IDIS Activity: 2530 - Omni Center Operations

Status: Completed 9/30/2016 12:00:00 AM
Location: 1801 119th St Largo, FL 33778-1028

Objective: Create suitable living environments
Outcome: Availability/accessibility
Matrix Code: Public Services (General) (05)

National Objective: LMA

Initial Funding Date: 03/25/2016

Description:

Operational support at the Greater Ridgecrest YMCA.

Financing

	Fund Type	Grant Year	Grant	Funded Amount	Drawn In Program Year	Drawn Thru Program Year
CDBG	EN	2015	B15UC120005	\$235,000.00	\$235,000.00	\$235,000.00
Total	Total			\$235,000.00	\$235,000.00	\$235,000.00

Proposed Accomplishments

People (General) : 1,300

Total Population in Service Area: 4,935

Census Tract Percent Low / Mod: 55.72

Annual Accomplishments

Years	Accomplishment Narrative	# Benefitting
2015	Partial funding for operating expenses including utilities, facility maintenance, janitorial supplies and service, aquatic chemicals, and base operational personnel costs at the County-owned Omni Center in the Greater Ridgecrest NRSA.	



U.S. Department of Housing and Urban Development
Office of Community Planning and Development
Integrated Disbursement and Information System
CDBG Activity Summary Report (GPR) for Program Year 2015
PINELLAS COUNTY

Date: 08-Dec-2016
Time: 12:53
Page: 23

PGM Year: 2015
Project: 0004 - Public Services Program (SL-1)
IDIS Activity: 2531 - Pinellas Opportunity Council Chore Services

Status: Completed 9/30/2016 12:00:00 AM
Location: Urban County - Scattered Sites Clearwater, FL 33756

Objective: Create suitable living environments
Outcome: Availability/accessibility
Matrix Code: Senior Services (05A)

National Objective: LMC

Initial Funding Date: 03/25/2016

Description:

Funding for Pinellas Opportunity Council's Chore Services Program.

Financing

	Fund Type	Grant Year	Grant	Funded Amount	Drawn In Program Year	Drawn Thru Program Year
CDBG	EN	2015	B15UC120005	\$29,999.98	\$29,999.98	\$29,999.98
Total	Total			\$29,999.98	\$29,999.98	\$29,999.98

Proposed Accomplishments

People (General) : 42

Actual Accomplishments

Number assisted:

	Owner		Renter		Total		Person	
	Total	Hispanic	Total	Hispanic	Total	Hispanic	Total	Hispanic
White:	0	0	0	0	0	0	88	3
Black/African American:	0	0	0	0	0	0	5	0
Asian:	0	0	0	0	0	0	1	0
American Indian/Alaskan Native:	0	0	0	0	0	0	0	0
Native Hawaiian/Other Pacific Islander:	0	0	0	0	0	0	0	0
American Indian/Alaskan Native & White:	0	0	0	0	0	0	0	0
Asian White:	0	0	0	0	0	0	0	0
Black/African American & White:	0	0	0	0	0	0	0	0
American Indian/Alaskan Native & Black/African American:	0	0	0	0	0	0	0	0
Other multi-racial:	0	0	0	0	0	0	0	0
Asian/Pacific Islander:	0	0	0	0	0	0	0	0
Hispanic:	0	0	0	0	0	0	0	0
Total:	0	0	0	0	0	0	94	3
Female-headed Households:	0		0		0			



U.S. Department of Housing and Urban Development
Office of Community Planning and Development
Integrated Disbursement and Information System
CDBG Activity Summary Report (GPR) for Program Year 2015
PINELLAS COUNTY

Date: 08-Dec-2016

Time: 12:53

Page: 24

Income Category:

	Owner	Renter	Total	Person
Extremely Low	0	0	0	41
Low Mod	0	0	0	35
Moderate	0	0	0	15
Non Low Moderate	0	0	0	3
Total	0	0	0	94
Percent Low/Mod				96.8%

Annual Accomplishments

Years	Accomplishment Narrative	# Benefitting
2015	Partial funding for operating expenses including utilities, rent and insurance for the Chore Services Program which provides heavy household cleaning, yard work and minor home repairs for the elderly.	



U.S. Department of Housing and Urban Development
Office of Community Planning and Development
Integrated Disbursement and Information System
CDBG Activity Summary Report (GPR) for Program Year 2015
PINELLAS COUNTY

Date: 08-Dec-2016
Time: 12:53
Page: 25

PGM Year: 2015
Project: 0001 - Target Area Improvement Program (SL-3)
IDIS Activity: 2532 - Lealman and Asian Neighborhood Family Center Acquisition and Expansion

Status: Open
Location: Street St. Petersburg, FL 33714

Objective: Create suitable living environments
Outcome: Sustainability
Matrix Code: Acquisition of Real Property (01)

National Objective: LMA

Initial Funding Date: 03/25/2016

Description:

Funding acquisition and rehabilitation for expansion of Lealman and Asian Neighborhood Family Center.

Financing

	Fund Type	Grant Year	Grant	Funded Amount	Drawn In Program Year	Drawn Thru Program Year
CDBG	EN	2015	B15UC120005	\$275,743.00	\$102,120.55	\$102,120.55
Total	Total			\$275,743.00	\$102,120.55	\$102,120.55

Proposed Accomplishments

People (General) : 1,790

Total Population in Service Area: 8,280

Census Tract Percent Low / Mod: 56.16

Annual Accomplishments

Years	Accomplishment Narrative	# Benefitting
2015		



U.S. Department of Housing and Urban Development
Office of Community Planning and Development
Integrated Disbursement and Information System
CDBG Activity Summary Report (GPR) for Program Year 2015
PINELLAS COUNTY

Date: 08-Dec-2016

Time: 12:53

Page: 26

PGM Year: 2015
Project: 0004 - Public Services Program (SL-1)
IDIS Activity: 2533 - Lighthouse of Pinellas Operations

Status: Completed 9/30/2016 12:00:00 AM
Location: 6925 112th Cir Ste 103 Largo, FL 33773-5200

Objective: Create suitable living environments

Outcome: Availability/accessibility

Matrix Code: Handicapped Services (05B)

National Objective: LMC

Initial Funding Date: 04/20/2016

Description:

Funding operations at Lighthouse of Pinellas.

Financing

	Fund Type	Grant Year	Grant	Funded Amount	Drawn In Program Year	Drawn Thru Program Year
CDBG	EN	2015	B15UC120005	\$20,000.00	\$20,000.00	\$20,000.00
Total	Total			\$20,000.00	\$20,000.00	\$20,000.00

Proposed Accomplishments

People (General) : 240

Actual Accomplishments

Number assisted:

	Owner		Renter		Total		Person	
	Total	Hispanic	Total	Hispanic	Total	Hispanic	Total	Hispanic
White:	0	0	0	0	0	0	249	6
Black/African American:	0	0	0	0	0	0	35	1
Asian:	0	0	0	0	0	0	4	0
American Indian/Alaskan Native:	0	0	0	0	0	0	0	0
Native Hawaiian/Other Pacific Islander:	0	0	0	0	0	0	1	0
American Indian/Alaskan Native & White:	0	0	0	0	0	0	0	0
Asian White:	0	0	0	0	0	0	0	0
Black/African American & White:	0	0	0	0	0	0	0	0
American Indian/Alaskan Native & Black/African American:	0	0	0	0	0	0	0	0
Other multi-racial:	0	0	0	0	0	0	0	0
Asian/Pacific Islander:	0	0	0	0	0	0	0	0
Hispanic:	0	0	0	0	0	0	0	0
Total:	0	0	0	0	0	0	289	7
Female-headed Households:	0		0		0			



U.S. Department of Housing and Urban Development
Office of Community Planning and Development
Integrated Disbursement and Information System
CDBG Activity Summary Report (GPR) for Program Year 2015
PINELLAS COUNTY

Date: 08-Dec-2016

Time: 12:53

Page: 27

Income Category:

	Owner	Renter	Total	Person
Extremely Low	0	0	0	126
Low Mod	0	0	0	66
Moderate	0	0	0	50
Non Low Moderate	0	0	0	47
Total	0	0	0	289
Percent Low/Mod				83.7%

Annual Accomplishments

Years	Accomplishment Narrative	# Benefitting
2015	Partial funding of essential service salaries related to the operations of Lighthouse of Pinellas' comprehensive independent living and vocational rehabilitation services to the blind and visually impaired.	



U.S. Department of Housing and Urban Development
Office of Community Planning and Development
Integrated Disbursement and Information System
CDBG Activity Summary Report (GPR) for Program Year 2015
PINELLAS COUNTY

Date: 08-Dec-2016

Time: 12:53

Page: 28

PGM Year: 2015

Project: 0002 - Public Facility Improvement Program (SL-1)

IDIS Activity: 2534 - Kimberly Home Acquisition

Status: Open

Location: 110 N Missouri Ave Clearwater, FL 33755-4862

Objective: Create suitable living environments

Outcome: Availability/accessibility

Matrix Code: Acquisition of Real Property (01)

National Objective: LMC

Initial Funding Date: 05/17/2016

Description:

Acquisition of property for the expansion of the Kimberly Home campus.

Financing

	Fund Type	Grant Year	Grant	Funded Amount	Drawn In Program Year	Drawn Thru Program Year
CDBG	EN	2015	B15UC120005	\$154,201.00	\$133,233.34	\$133,233.34
Total	Total			\$154,201.00	\$133,233.34	\$133,233.34

Proposed Accomplishments

People (General) : 1,300

Actual Accomplishments

Number assisted:

	Owner		Renter		Total		Person	
	Total	Hispanic	Total	Hispanic	Total	Hispanic	Total	Hispanic
White:	0	0	0	0	0	0		0
Black/African American:	0	0	0	0	0	0	0	0
Asian:	0	0	0	0	0	0	0	0
American Indian/Alaskan Native:	0	0	0	0	0	0	0	0
Native Hawaiian/Other Pacific Islander:	0	0	0	0	0	0	0	0
American Indian/Alaskan Native & White:	0	0	0	0	0	0	0	0
Asian White:	0	0	0	0	0	0	0	0
Black/African American & White:	0	0	0	0	0	0	0	0
American Indian/Alaskan Native & Black/African American:	0	0	0	0	0	0	0	0
Other multi-racial:	0	0	0	0	0	0	0	0
Asian/Pacific Islander:	0	0	0	0	0	0	0	0
Hispanic:	0	0	0	0	0	0	0	0
Total:	0	0	0	0	0	0	0	0
Female-headed Households:	0		0		0			



U.S. Department of Housing and Urban Development
Office of Community Planning and Development
Integrated Disbursement and Information System
CDBG Activity Summary Report (GPR) for Program Year 2015
PINELLAS COUNTY

Date: 08-Dec-2016

Time: 12:53

Page: 29

Income Category:

	Owner	Renter	Total	Person
Extremely Low	0	0	0	0
Low Mod	0	0	0	0
Moderate	0	0	0	0
Non Low Moderate	0	0	0	0
Total	0	0	0	0
Percent Low/Mod				

Annual Accomplishments

Years	Accomplishment Narrative	# Benefitting
2015		



U.S. Department of Housing and Urban Development
Office of Community Planning and Development
Integrated Disbursement and Information System
CDBG Activity Summary Report (GPR) for Program Year 2015
PINELLAS COUNTY

Date: 08-Dec-2016
Time: 12:53
Page: 30

PGM Year: 2015
Project: 0001 - Target Area Improvement Program (SL-3)
IDIS Activity: 2535 - Dunbar Relocation: LANFC Acquisition/Relocation

Status: Open
Location: 4271 56th Ave N St Petersburg, FL 33714-1741

Objective: Create suitable living environments
Outcome: Sustainability
Matrix Code: Relocation (08)

National Objective: LMA

Initial Funding Date: 05/17/2016

Description:

Relocation triggered by acquisition of property for the Lealman and Asian Neighborhood Family Center Acquisition activity HUD ID???

Financing

	Fund Type	Grant Year	Grant	Funded Amount	Drawn In Program Year	Drawn Thru Program Year
CDBG	EN	Pre-2015		\$8,500.00	\$0.00	\$0.00
		2013	B13UC120005		\$5,910.00	\$5,910.00
		2014	B14UC120005		\$1,938.34	\$1,938.34
Total	Total			\$8,500.00	\$7,848.34	\$7,848.34

Proposed Accomplishments

Households (General) : 1
Total Population in Service Area: 8,280
Census Tract Percent Low / Mod: 56.16

Annual Accomplishments

Years	Accomplishment Narrative	# Benefitting
2015	Relocation assistance provided to household displaced due to Lealman and Asian Neighborhood Family Center acquisition activity.	



U.S. Department of Housing and Urban Development
Office of Community Planning and Development
Integrated Disbursement and Information System
CDBG Activity Summary Report (GPR) for Program Year 2015
PINELLAS COUNTY

Date: 08-Dec-2016
Time: 12:53
Page: 31

PGM Year: 2014
Project: 0004 - Public Infrastructure Program
IDIS Activity: 2536 - Demolition/Clearance (14/15) Willow Way Demo

Status: Open
Location: 15133 Willow Way Clearwater, FL 33760-2456

Objective: Create suitable living environments
Outcome: Sustainability
Matrix Code: Clearance and Demolition (04)

National Objective: SBS

Initial Funding Date: 05/17/2016

Description:

Demolition and clearance of substandard property.

Financing

	Fund Type	Grant Year	Grant	Funded Amount	Drawn In Program Year	Drawn Thru Program Year
CDBG	EN	Pre-2015		\$20,000.00	\$0.00	\$0.00
		2013	B13UC120005		\$474.83	\$474.83
		2014	B14UC120005		\$7,355.44	\$7,355.44
Total	Total			\$20,000.00	\$7,830.27	\$7,830.27

Proposed Accomplishments

Housing Units : 1

Annual Accomplishments

Years	Accomplishment Narrative	# Benefitting
2015		



U.S. Department of Housing and Urban Development
Office of Community Planning and Development
Integrated Disbursement and Information System
CDBG Activity Summary Report (GPR) for Program Year 2015
PINELLAS COUNTY

Date: 08-Dec-2016
Time: 12:53
Page: 32

PGM Year: 2015
Project: 0001 - Target Area Improvement Program (SL-3)
IDIS Activity: 2537 - Walter Relocation: LANFC Acquisition/Relocation

Status: Completed 9/30/2016 12:00:00 AM
Location: 4020 58th Ave N Apt 14 St Petersburg, FL 33714-1100

Objective: Create suitable living environments
Outcome: Sustainability
Matrix Code: Relocation (08)

National Objective: LMA

Initial Funding Date: 05/17/2016

Description:

Relocation triggered by LANFC Acquisition activity (HUD ID 2532)

Financing

	Fund Type	Grant Year	Grant	Funded Amount	Drawn In Program Year	Drawn Thru Program Year
CDBG	EN	Pre-2015		\$1,521.00	\$0.00	\$0.00
		2013	B13UC120005		\$1,521.00	\$1,521.00
Total	Total			\$1,521.00	\$1,521.00	\$1,521.00

Proposed Accomplishments

Households (General) : 1
Total Population in Service Area: 8,280
Census Tract Percent Low / Mod: 56.16

Annual Accomplishments

Years	Accomplishment Narrative	# Benefitting
2015	Relocation assistance for household displaced due to acquisition of property for Lealman and Asian Neighborhood Family Center activity.	



U.S. Department of Housing and Urban Development
Office of Community Planning and Development
Integrated Disbursement and Information System
CDBG Activity Summary Report (GPR) for Program Year 2015
PINELLAS COUNTY

Date: 08-Dec-2016
Time: 12:53
Page: 33

PGM Year: 2015
Project: 0001 - Target Area Improvement Program (SL-3)
IDIS Activity: 2538 - Pinellas County Urban Young Life Facility Rehabilitation

Status: Completed 9/30/2016 12:00:00 AM
Location: 12601 130th Ave (Wilcox Rd) Largo, FL 33774-1938

Objective: Create suitable living environments
Outcome: Sustainability
Matrix Code: Neighborhood Facilities (03E)

National Objective: LMA

Initial Funding Date: 05/17/2016

Description:

Facility rehabilitation.

Financing

	Fund Type	Grant Year	Grant	Funded Amount	Drawn In Program Year	Drawn Thru Program Year
CDBG	EN	2015	B15UC120005	\$10,742.40	\$10,742.40	\$10,742.40
Total	Total			\$10,742.40	\$10,742.40	\$10,742.40

Proposed Accomplishments

Public Facilities : 1

Total Population in Service Area: 4,190

Census Tract Percent Low / Mod: 53.46

Annual Accomplishments

Years	Accomplishment Narrative	# Benefitting
2015	Renovations including exterior concrete and fencing.	



U.S. Department of Housing and Urban Development
Office of Community Planning and Development
Integrated Disbursement and Information System
CDBG Activity Summary Report (GPR) for Program Year 2015
PINELLAS COUNTY

Date: 08-Dec-2016
Time: 12:53
Page: 34

PGM Year: 2015
Project: 0004 - Public Services Program (SL-1)
IDIS Activity: 2539 - Gulfcoast Legal Servcies Fair Housing Program Operations

Status: Completed 9/30/2016 12:00:00 AM
Location: 314 S Missouri Ave Ste 109 Clearwater, FL 33756-5858
Objective: Create suitable living environments
Outcome: Availability/accessibility
Matrix Code: Fair Housing Activities (if CDGS, then subject to 15% cap) (05J)
National Objective: LMC

Initial Funding Date: 07/06/2016

Description:

Operating expenses and partial salaries of an attorney and paralegal related to the Fair Housing Program.

Financing

	Fund Type	Grant Year	Grant	Funded Amount	Drawn In Program Year	Drawn Thru Program Year
CDBG	EN	2015	B15UC120005	\$21,444.00	\$21,444.00	\$21,444.00
Total	Total			\$21,444.00	\$21,444.00	\$21,444.00

Proposed Accomplishments

People (General) : 30

Actual Accomplishments

Number assisted:

	Owner		Renter		Total		Person	
	Total	Hispanic	Total	Hispanic	Total	Hispanic	Total	Hispanic
White:	0	0	0	0	0	0	43	17
Black/African American:	0	0	0	0	0	0	6	0
Asian:	0	0	0	0	0	0	1	0
American Indian/Alaskan Native:	0	0	0	0	0	0	0	0
Native Hawaiian/Other Pacific Islander:	0	0	0	0	0	0	0	0
American Indian/Alaskan Native & White:	0	0	0	0	0	0	0	0
Asian White:	0	0	0	0	0	0	0	0
Black/African American & White:	0	0	0	0	0	0	0	0
American Indian/Alaskan Native & Black/African American:	0	0	0	0	0	0	0	0
Other multi-racial:	0	0	0	0	0	0	0	0
Asian/Pacific Islander:	0	0	0	0	0	0	0	0
Hispanic:	0	0	0	0	0	0	0	0
Total:	0	0	0	0	0	0	50	17
Female-headed Households:	0		0		0			



U.S. Department of Housing and Urban Development
Office of Community Planning and Development
Integrated Disbursement and Information System
CDBG Activity Summary Report (GPR) for Program Year 2015
PINELLAS COUNTY

Date: 08-Dec-2016

Time: 12:53

Page: 35

Income Category:

	Owner	Renter	Total	Person
Extremely Low	0	0	0	32
Low Mod	0	0	0	8
Moderate	0	0	0	8
Non Low Moderate	0	0	0	2
Total	0	0	0	50
Percent Low/Mod				96.0%

Annual Accomplishments

Years	Accomplishment Narrative	# Benefitting
2015	Operating expenses and partial salaries of an attorney and paralegal related to the Fair Housing Program.	



U.S. Department of Housing and Urban Development
Office of Community Planning and Development
Integrated Disbursement and Information System
CDBG Activity Summary Report (GPR) for Program Year 2015
PINELLAS COUNTY

Date: 08-Dec-2016
Time: 12:53
Page: 36

PGM Year: 2015
Project: 0004 - Public Services Program (SL-1)
IDIS Activity: 2540 - Directions for Living Operations

Status: Completed 9/30/2016 12:00:00 AM
Location: 1437 S Belcher Rd Clearwater, FL 33764-2829

Objective: Create suitable living environments
Outcome: Availability/accessibility
Matrix Code: Mental Health Services (05O) **National Objective:** LMC

Initial Funding Date: 07/06/2016

Description:
Partial operating expenses and salaries of two (2) case managers and one (1) assistant supervisor of homeless services for Direction's homeless case management services.

Financing

	Fund Type	Grant Year	Grant	Funded Amount	Drawn In Program Year	Drawn Thru Program Year
CDBG	EN	2015	B15UC120005	\$126,243.85	\$126,243.85	\$126,243.85
Total	Total			\$126,243.85	\$126,243.85	\$126,243.85

Proposed Accomplishments

People (General) : 100

Actual Accomplishments

Number assisted:

	Owner		Renter		Total		Person	
	Total	Hispanic	Total	Hispanic	Total	Hispanic	Total	Hispanic
White:	0	0	0	0	0	0	210	30
Black/African American:	0	0	0	0	0	0	397	6
Asian:	0	0	0	0	0	0	0	0
American Indian/Alaskan Native:	0	0	0	0	0	0	6	3
Native Hawaiian/Other Pacific Islander:	0	0	0	0	0	0	0	0
American Indian/Alaskan Native & White:	0	0	0	0	0	0	0	0
Asian White:	0	0	0	0	0	0	0	0
Black/African American & White:	0	0	0	0	0	0	24	0
American Indian/Alaskan Native & Black/African American:	0	0	0	0	0	0	0	0
Other multi-racial:	0	0	0	0	0	0	19	0
Asian/Pacific Islander:	0	0	0	0	0	0	0	0
Hispanic:	0	0	0	0	0	0	0	0
Total:	0	0	0	0	0	0	656	39
Female-headed Households:	0		0		0			



U.S. Department of Housing and Urban Development
Office of Community Planning and Development
Integrated Disbursement and Information System
CDBG Activity Summary Report (GPR) for Program Year 2015
PINELLAS COUNTY

Date: 08-Dec-2016

Time: 12:53

Page: 37

Income Category:

	Owner	Renter	Total	Person
Extremely Low	0	0	0	525
Low Mod	0	0	0	106
Moderate	0	0	0	25
Non Low Moderate	0	0	0	0
Total	0	0	0	656
Percent Low/Mod				100.0%

Annual Accomplishments

Years	Accomplishment Narrative	# Benefitting
2015	Partial funding of operating expenses and salaries of two (2) case managers and one (1) assistant supervisor of homeless services for Direction's homeless case management services.	



U.S. Department of Housing and Urban Development
Office of Community Planning and Development
Integrated Disbursement and Information System
CDBG Activity Summary Report (GPR) for Program Year 2015
PINELLAS COUNTY

Date: 08-Dec-2016

Time: 12:53

Page: 38

PGM Year: 2013
Project: 0006 - Housing Preservation Program
IDIS Activity: 2541 - Wind Tree Village - Housing Preservation

Status: Open
Location: 15393 Verona Ave Clearwater, FL 33760-2935

Objective: Provide decent affordable housing
Outcome: Availability/accessibility
Matrix Code: Rehab; Multi-Unit Residential (14B)

National Objective: LMH

Initial Funding Date: 07/06/2016

Description:

Funding for renovations at Wind Tree Village Multi-Family units.

Financing

	Fund Type	Grant Year	Grant	Funded Amount	Drawn In Program Year	Drawn Thru Program Year
CDBG	EN	Pre-2015		\$251,865.00	\$0.00	\$0.00
		2014	B14UC120005		\$973.05	\$973.05
Total	Total			\$251,865.00	\$973.05	\$973.05

Proposed Accomplishments

Housing Units : 42

Actual Accomplishments

Number assisted:

	Owner		Renter		Total		Person	
	Total	Hispanic	Total	Hispanic	Total	Hispanic	Total	Hispanic
White:	0	0	0	0	0	0		0
Black/African American:	0	0	0	0	0	0	0	0
Asian:	0	0	0	0	0	0	0	0
American Indian/Alaskan Native:	0	0	0	0	0	0	0	0
Native Hawaiian/Other Pacific Islander:	0	0	0	0	0	0	0	0
American Indian/Alaskan Native & White:	0	0	0	0	0	0	0	0
Asian White:	0	0	0	0	0	0	0	0
Black/African American & White:	0	0	0	0	0	0	0	0
American Indian/Alaskan Native & Black/African American:	0	0	0	0	0	0	0	0
Other multi-racial:	0	0	0	0	0	0	0	0
Asian/Pacific Islander:	0	0	0	0	0	0	0	0
Hispanic:	0	0	0	0	0	0	0	0
Total:	0	0	0	0	0	0	0	0

Female-headed Households:

0

0

0



U.S. Department of Housing and Urban Development
Office of Community Planning and Development
Integrated Disbursement and Information System
CDBG Activity Summary Report (GPR) for Program Year 2015
PINELLAS COUNTY

Date: 08-Dec-2016

Time: 12:53

Page: 39

Income Category:

	Owner	Renter	Total	Person
Extremely Low	0	0	0	0
Low Mod	0	0	0	0
Moderate	0	0	0	0
Non Low Moderate	0	0	0	0
Total	0	0	0	0

Percent Low/Mod

Annual Accomplishments

No data returned for this view. This might be because the applied filter excludes all data.



U.S. Department of Housing and Urban Development
Office of Community Planning and Development
Integrated Disbursement and Information System
CDBG Activity Summary Report (GPR) for Program Year 2015
PINELLAS COUNTY

Date: 08-Dec-2016
Time: 12:53
Page: 40

PGM Year: 2015
Project: 0003 - Public Infrastructure Program (SL-3)
IDIS Activity: 2542 - City of Dunedin Streetscape Project

Status: Completed 9/30/2016 12:00:00 AM
Location: Dunedin Community Revitalization Area Dunedin, FL 34698

Objective: Create suitable living environments
Outcome: Sustainability
Matrix Code: Street Improvements (03K)

National Objective: LMA

Initial Funding Date: 07/06/2016

Description:

Partial funding for infrastructure improvements.

Financing

	Fund Type	Grant Year	Grant	Funded Amount	Drawn In Program Year	Drawn Thru Program Year
CDBG	EN	2015	B15UC120005	\$225,000.00	\$225,000.00	\$225,000.00
Total	Total			\$225,000.00	\$225,000.00	\$225,000.00

Proposed Accomplishments

People (General) : 8,457

Total Population in Service Area: 2,995

Census Tract Percent Low / Mod: 64.77

Annual Accomplishments

Years	Accomplishment Narrative	# Benefitting
2015	Partial funding for infrastructure improvements to Huntley Avenue including the reconstruction of right-of-way for on street parking, the installation of pavement markings, concrete paver brick sidewalks, landscaping, and a pedestrian connection to the Pinellas County Trail. 3 Roadways resurfaced and streetscaped.	



U.S. Department of Housing and Urban Development
Office of Community Planning and Development
Integrated Disbursement and Information System
CDBG Activity Summary Report (GPR) for Program Year 2015
PINELLAS COUNTY

Date: 08-Dec-2016

Time: 12:53

Page: 41

PGM Year: 2015
Project: 0001 - Target Area Improvement Program (SL-3)
IDIS Activity: 2543 - The Arc Tampa Bay Long Center Rehabilitation

Status: Completed 9/30/2016 12:00:00 AM
Location: 16 S Walton Ave Tarpon Springs, FL 34689-4204

Objective: Create suitable living environments

Outcome: Sustainability

Matrix Code: Handicapped Centers (03B)

National Objective: LMC

Initial Funding Date: 07/06/2016

Description:

Facility improvements.

Financing

	Fund Type	Grant Year	Grant	Funded Amount	Drawn In Program Year	Drawn Thru Program Year
CDBG	EN	2015	B15UC120005	\$25,645.00	\$25,645.00	\$25,645.00
Total	Total			\$25,645.00	\$25,645.00	\$25,645.00

Proposed Accomplishments

Public Facilities : 1

Actual Accomplishments

Number assisted:

	Owner		Renter		Total		Person	
	Total	Hispanic	Total	Hispanic	Total	Hispanic	Total	Hispanic
White:	0	0	0	0	0	0	23	0
Black/African American:	0	0	0	0	0	0	2	0
Asian:	0	0	0	0	0	0	0	0
American Indian/Alaskan Native:	0	0	0	0	0	0	0	0
Native Hawaiian/Other Pacific Islander:	0	0	0	0	0	0	0	0
American Indian/Alaskan Native & White:	0	0	0	0	0	0	0	0
Asian White:	0	0	0	0	0	0	0	0
Black/African American & White:	0	0	0	0	0	0	0	0
American Indian/Alaskan Native & Black/African American:	0	0	0	0	0	0	0	0
Other multi-racial:	0	0	0	0	0	0	1	0
Asian/Pacific Islander:	0	0	0	0	0	0	0	0
Hispanic:	0	0	0	0	0	0	0	0
Total:	0	0	0	0	0	0	26	0
Female-headed Households:	0		0		0			



U.S. Department of Housing and Urban Development
Office of Community Planning and Development
Integrated Disbursement and Information System
CDBG Activity Summary Report (GPR) for Program Year 2015
PINELLAS COUNTY

Date: 08-Dec-2016

Time: 12:53

Page: 42

Income Category:

	Owner	Renter	Total	Person
Extremely Low	0	0	0	11
Low Mod	0	0	0	7
Moderate	0	0	0	8
Non Low Moderate	0	0	0	0
Total	0	0	0	26
Percent Low/Mod				100.0%

Annual Accomplishments

Years	Accomplishment Narrative	# Benefitting
2015	Security enhancements including installing a security gate, security lighting and security camera system at the Tarpon Springs Day Program facility serving adults with intellectual and developmental disabilities.	



U.S. Department of Housing and Urban Development
Office of Community Planning and Development
Integrated Disbursement and Information System
CDBG Activity Summary Report (GPR) for Program Year 2015
PINELLAS COUNTY

Date: 08-Dec-2016
Time: 12:53
Page: 43

PGM Year: 2015
Project: 0004 - Public Services Program (SL-1)
IDIS Activity: 2544 - Police Athletic League Operations 15/16

Status: Completed 9/30/2016 12:00:00 AM
Location: 3755 46th Ave N St Petersburg, FL 33714-3600

Objective: Create suitable living environments
Outcome: Availability/accessibility
Matrix Code: Public Services (General) (05)

National Objective: LMA

Initial Funding Date: 07/20/2016

Description:

Operational support for Police Athletic League.

Financing

	Fund Type	Grant Year	Grant	Funded Amount	Drawn In Program Year	Drawn Thru Program Year
CDBG	EN	2015	B15UC120005	\$18,087.00	\$18,087.00	\$18,087.00
Total	Total			\$18,087.00	\$18,087.00	\$18,087.00

Proposed Accomplishments

People (General) : 26,000

Total Population in Service Area: 8,280

Census Tract Percent Low / Mod: 56.16

Annual Accomplishments

Years	Accomplishment Narrative	# Benefitting
2015	Partial funding for operating expenses and salaries at PAL to provide recreational programming, youth development and social responsibility, health initiatives and family services.	



U.S. Department of Housing and Urban Development
Office of Community Planning and Development
Integrated Disbursement and Information System
CDBG Activity Summary Report (GPR) for Program Year 2015
PINELLAS COUNTY

Date: 08-Dec-2016
Time: 12:53
Page: 44

PGM Year: 2015
Project: 0001 - Target Area Improvement Program (SL-3)
IDIS Activity: 2545 - Highpoint YMCA Facility Rehab 15/16

Status: Completed 9/30/2016 12:00:00 AM
Location: 5345 Laurel Pl Clearwater, FL 33760-2919

Objective: Create suitable living environments
Outcome: Sustainability
Matrix Code: Neighborhood Facilities (03E)

National Objective: LMA

Initial Funding Date: 07/20/2016

Description:

Rehabilitation activities at the Highpoint Branch YMCA.

Financing

	Fund Type	Grant Year	Grant	Funded Amount	Drawn In Program Year	Drawn Thru Program Year
CDBG	EN	2015	B15UC120005	\$165,165.00	\$165,165.00	\$165,165.00
Total	Total			\$165,165.00	\$165,165.00	\$165,165.00

Proposed Accomplishments

Public Facilities : 1

Total Population in Service Area: 6,710

Census Tract Percent Low / Mod: 61.10

Annual Accomplishments

Years	Accomplishment Narrative	# Benefitting
2015	Rehabilitation activities including replacing the pool slide tower and roofs of two activity buildings and site work improvements including re-grading and drainage, landscaping, and installing benches and trash receptacles at the Highpoint Branch YMCA.	



U.S. Department of Housing and Urban Development
Office of Community Planning and Development
Integrated Disbursement and Information System
CDBG Activity Summary Report (GPR) for Program Year 2015
PINELLAS COUNTY

Date: 08-Dec-2016
Time: 12:53
Page: 45

PGM Year: 2015
Project: 0003 - Public Infrastructure Program (SL-3)
IDIS Activity: 2546 - City of Gulfport Streetscape

Status: Completed 9/30/2016 12:00:00 AM
Location: Shore Boulevard Gulfport, FL 33707

Objective: Create suitable living environments
Outcome: Sustainability
Matrix Code: Street Improvements (03K)

National Objective: LMA

Initial Funding Date: 09/26/2016

Description:

Funding for streetscape improvements to Shore Boulevard in Gulfport.

Financing

	Fund Type	Grant Year	Grant	Funded Amount	Drawn In Program Year	Drawn Thru Program Year
CDBG	EN	2015	B15UC120005	\$300,000.00	\$300,000.00	\$300,000.00
Total	Total			\$300,000.00	\$300,000.00	\$300,000.00

Proposed Accomplishments

People (General) : 1,296
Total Population in Service Area: 1,465
Census Tract Percent Low / Mod: 60.07

Annual Accomplishments

Years	Accomplishment Narrative	# Benefitting
2015	Partial funding for infrastructure improvements to Shore Boulevard including the installation of pedestrian and bicycle facilities, crosswalks, lighting fixtures, seating, landscaping, street finishings and signage, and renovations to the parking lot and restrooms at the Shore Blvd. beach access. Shore Blvd. Streetscape and landscape of Phase 1 completed.	



U.S. Department of Housing and Urban Development
Office of Community Planning and Development
Integrated Disbursement and Information System
CDBG Activity Summary Report (GPR) for Program Year 2015
PINELLAS COUNTY

Date: 08-Dec-2016
Time: 12:53
Page: 46

PGM Year: 2015
Project: 0002 - Public Facility Improvement Program (SL-1)
IDIS Activity: 2547 - CASA Facility Rehabilitation

Status: Open
Location: Address Suppressed

Objective: Create suitable living environments
Outcome: Availability/accessibility
Matrix Code: Public Facilities and Improvement (General) (03)
National Objective: LMC

Initial Funding Date: 09/28/2016

Description:

Funding for CASA facility rehabilitation.

Financing

	Fund Type	Grant Year	Grant	Funded Amount	Drawn In Program Year	Drawn Thru Program Year
CDBG	EN	Pre-2015		\$300,000.00	\$0.00	\$0.00
		2014	B14UC120005		\$224,056.35	\$224,056.35
Total	Total			\$300,000.00	\$224,056.35	\$224,056.35

Proposed Accomplishments

People (General) : 600

Actual Accomplishments

Number assisted:

	Owner		Renter		Total		Person	
	Total	Hispanic	Total	Hispanic	Total	Hispanic	Total	Hispanic
White:	0	0	0	0	0	0		0
Black/African American:	0	0	0	0	0	0	0	0
Asian:	0	0	0	0	0	0	0	0
American Indian/Alaskan Native:	0	0	0	0	0	0	0	0
Native Hawaiian/Other Pacific Islander:	0	0	0	0	0	0	0	0
American Indian/Alaskan Native & White:	0	0	0	0	0	0	0	0
Asian White:	0	0	0	0	0	0	0	0
Black/African American & White:	0	0	0	0	0	0	0	0
American Indian/Alaskan Native & Black/African American:	0	0	0	0	0	0	0	0
Other multi-racial:	0	0	0	0	0	0	0	0
Asian/Pacific Islander:	0	0	0	0	0	0	0	0
Hispanic:	0	0	0	0	0	0	0	0
Total:	0	0	0	0	0	0	0	0
Female-headed Households:	0		0		0			



U.S. Department of Housing and Urban Development
Office of Community Planning and Development
Integrated Disbursement and Information System
CDBG Activity Summary Report (GPR) for Program Year 2015
PINELLAS COUNTY

Date: 08-Dec-2016

Time: 12:53

Page: 47

Income Category:

	Owner	Renter	Total	Person
Extremely Low	0	0	0	0
Low Mod	0	0	0	0
Moderate	0	0	0	0
Non Low Moderate	0	0	0	0
Total	0	0	0	0
Percent Low/Mod				

Annual Accomplishments

Years	Accomplishment Narrative	# Benefitting
2015	Rehabilitation activities including the design/engineering/installation of a rooftop solar energy system.	



U.S. Department of Housing and Urban Development
Office of Community Planning and Development
Integrated Disbursement and Information System
CDBG Activity Summary Report (GPR) for Program Year 2015
PINELLAS COUNTY

Date: 08-Dec-2016
Time: 12:53
Page: 48

PGM Year: 2015
Project: 0002 - Public Facility Improvement Program (SL-1)
IDIS Activity: 2548 - Family Resources Facility Rehabilitation

Status: Completed 11/5/2016 12:00:00 AM
Location: 3761 5th Ave N St Petersburg, FL 33713-7519

Objective: Create suitable living environments
Outcome: Availability/accessibility
Matrix Code: Homeless Facilities (not operating costs) (03C)

National Objective: LMC

Initial Funding Date: 11/04/2016

Description:

Funding for SafePlace2B shelter rehabilitation.

Financing

	Fund Type	Grant Year	Grant	Funded Amount	Drawn In Program Year	Drawn Thru Program Year
CDBG	EN	2015	B15UC120005	\$13,000.00	\$13,000.00	\$13,000.00
Total	Total			\$13,000.00	\$13,000.00	\$13,000.00

Proposed Accomplishments

Public Facilities : 1

Actual Accomplishments

Number assisted:

	Owner		Renter		Total		Person	
	Total	Hispanic	Total	Hispanic	Total	Hispanic	Total	Hispanic
White:	0	0	0	0	0	0	46	6
Black/African American:	0	0	0	0	0	0	62	1
Asian:	0	0	0	0	0	0	1	0
American Indian/Alaskan Native:	0	0	0	0	0	0	0	0
Native Hawaiian/Other Pacific Islander:	0	0	0	0	0	0	0	0
American Indian/Alaskan Native & White:	0	0	0	0	0	0	0	0
Asian White:	0	0	0	0	0	0	0	0
Black/African American & White:	0	0	0	0	0	0	0	0
American Indian/Alaskan Native & Black/African American:	0	0	0	0	0	0	0	0
Other multi-racial:	0	0	0	0	0	0	7	2
Asian/Pacific Islander:	0	0	0	0	0	0	0	0
Hispanic:	0	0	0	0	0	0	0	0
Total:	0	0	0	0	0	0	116	9
Female-headed Households:	0		0		0			



U.S. Department of Housing and Urban Development
Office of Community Planning and Development
Integrated Disbursement and Information System
CDBG Activity Summary Report (GPR) for Program Year 2015
PINELLAS COUNTY

Date: 08-Dec-2016

Time: 12:53

Page: 49

Income Category:

	Owner	Renter	Total	Person
Extremely Low	0	0	0	114
Low Mod	0	0	0	2
Moderate	0	0	0	0
Non Low Moderate	0	0	0	0
Total	0	0	0	116
Percent Low/Mod				100.0%

Annual Accomplishments

Years	Accomplishment Narrative	# Benefitting
2015	Rehabilitation activities at SafePlace2Be youth shelter including installing flooring in common areas and bedrooms.	



U.S. Department of Housing and Urban Development
Office of Community Planning and Development
Integrated Disbursement and Information System
CDBG Activity Summary Report (GPR) for Program Year 2015
PINELLAS COUNTY

Date: 08-Dec-2016
Time: 12:53
Page: 50

Total Funded Amount:	\$23,020,826.03
Total Drawn Thru Program Year:	\$22,354,273.37
Total Drawn In Program Year:	\$2,941,160.62

U.S. DEPARTMENT OF HOUSING AND URBAN
DEVELOPMENT
OFFICE OF COMMUNITY PLANNING AND DEVELOPMENT
PR06 - Summary of Consolidated Plan Projects for Report Year

DATE: 12/8/2016
TIME: 12:54:28 PM
PAGE: 1/4

IDIS

Plan IDIS Year Project	Project Title and Description	Program	Project Estimate	Committed Amount	Amount Drawn Thru Report Year	Amount Available to Draw	Amount Drawn in Report Year
2015 1	Target Area Improvement Program (SL-3)	CDBG	\$465,450.40	\$583,296.83	\$409,022.72	\$174,274.11	\$409,022.72
	Concentrated investments will be provided in designated areas of special interest that will impact neighborhood stabilization and revitalization in order to achieve local objectives and desired outcomes. National Objective: LMA Eligibility Citation(s): 570.201(a)(c)(d)(i) Objective: Suitable Living Environment Outcome: Sustainability National Objective, Objective, and Outcome are the same for all activities funded through the Target Area Improvement Program. All activities funded through this program will fall under one of the above identified Eligibility Citations.						
2	Public Facility Improvement Program (SL-1)	CDBG	\$507,201.00	\$540,041.58	\$443,130.27	\$96,911.31	\$443,130.27
	Funding of new or existing facilities that provide services to meet the needs of low- and moderate-income or special needs populations. Some activities may be phased over multiple fiscal years and will be considered continuation projects. National Objective: LMC Eligibility Citation(s): 570.201(a)(c)(d)(i) Objective: Suitable Living Environment Outcome: Availability/Accessibility National Objective, Objective, and Outcome are the same for all activities funded through the Public Facility Improvement Program. All activities funded through this program will fall under one of the above identified Eligibility Citations.						
3	Public Infrastructure Program (SL-3)	CDBG	\$600,000.00	\$547,411.90	\$547,411.90	\$0.00	\$547,411.90
	Funding for projects that address the prevention and elimination of slum and blight within officially designated areas of interest or areas within the County where land may be cleared for future development. National Objective: LMA Eligibility Citation: 570.201(c) Objective: Suitable Living Environment Outcome: Sustainability National Objective, Eligibility Citation, Objective, and Outcome are the same for all activities funded through the Public Infrastructure Program.						

U.S. DEPARTMENT OF HOUSING AND URBAN
DEVELOPMENT
OFFICE OF COMMUNITY PLANNING AND DEVELOPMENT
PR06 - Summary of Consolidated Plan Projects for Report Year

DATE: 12/8/2016
TIME: 12:54:28 PM
PAGE: 2/4

IDIS

Plan IDIS Year Project	Project Title and Description	Program	Project Estimate	Committed Amount	Amount Drawn Thru Report Year	Amount Available to Draw	Amount Drawn in Report Year
2015 4	Public Services Program (SL-1)	CDBG	\$353,901.00	\$450,774.83	\$450,774.83	\$0.00	\$450,774.83
	Funds will be provided, with a maximum 15% limitation, to provide salaries and operational services to entities that provide services to meet the needs of low- and moderate-income families. National Objective(s): LMC / LMA Eligibility Citation: 570.201(e) Objective: Suitable Living Environment Outcome: Availability/Accessibility Eligibility Citation, Objective, and Outcome are the same for all activities funded through the Public Services Program. All activities funded through this program will fall under one of the above identified National Objectives.						
5	Housing Preservation Program (DH-1)	CDBG	\$85,000.00	\$0.00	\$0.00	\$0.00	\$0.00
	Program facilitates the preservation of affordable homeowner and rental units through rehabilitation and/or acquisition. Applications are provided on a first come, first qualified, first served basis and funding selections are based on eligibility of households served and financial feasibility. Private funds available through local lending institutions may be leveraged by Federal funds. If insufficient applications are received during FY15-16, committed funds may be reprogrammed to other projects without amending this Action Plan.						
		HOME	\$801,783.00	\$0.00	\$0.00	\$0.00	\$0.00
	CDBG National Objective: LMA CDBG Eligibility Citation: 570.201 (k) CDBG Objective: Suitable Living Environment CDBG Outcome: Sustainability HOME Eligibility Citation(s): 92.206(a)(c)(d)&(f) HOME Objective: Decent Housing HOME Outcome: Availability/Accessibility All activities funded through this program will fall under one of the above identified National Objectives, Eligibility Citations, Objectives, and Outcomes.						

U.S. DEPARTMENT OF HOUSING AND URBAN
DEVELOPMENT
OFFICE OF COMMUNITY PLANNING AND DEVELOPMENT
PR06 - Summary of Consolidated Plan Projects for Report Year

DATE: 12/8/2016
TIME: 12:54:28 PM
PAGE: 3/4

IDIS

Plan IDIS Year Project	Project Title and Description	Program	Project Estimate	Committed Amount	Amount Drawn Thru Report Year	Amount Available to Draw	Amount Drawn in Report Year
2015 6	Housing Production Program (DH-1)	HOME	\$646,356.00	\$902,655.85	\$0.00	\$902,655.85	\$0.00
	<p>Program facilitates the construction of single-family and multifamily affordable housing units. Applications are provided on a first come, first serve basis and funding selections are based on eligibility of households served and financial feasibility. Private funds available through local lending institutions may be leveraged by Federal funds. Includes 15% CHDO set-aside funding requirements (Estimated at \$146,357). If insufficient applications are received during FY15-16, committed funds may be reprogrammed to other projects without amending this Action Plan. HOME Eligibility Citation(s): 92.206(a)(c)(d)&(f) HOME Objective: Decent Housing HOME Outcome: Availability/Accessibility All activities funded through this program will fall under one of the above identified National Objectives, Eligibility Citations, Objectives, and Outcomes.</p>						
7	Homeownership Promotion Program (DH-2)	HOME	\$150,000.00	\$0.00	\$0.00	\$0.00	\$0.00
	<p>Program facilitates education of prospective and existing homeowners through counseling services and provides financial assistance to home buyers in the form of down payment and closing costs. If insufficient applications are received during FY15-16, committed funds may be reprogrammed to other projects without amending this Action Plan. HOME Eligibility Citation: 92.206(c) HOME Objective: Decent Housing HOME Outcome: Affordability National Objective, Eligibility Citation, Objective, and Outcome are the same for all activities funded through the Public Infrastructure Program.</p>						

U.S. DEPARTMENT OF HOUSING AND URBAN
DEVELOPMENT
OFFICE OF COMMUNITY PLANNING AND DEVELOPMENT
PR06 - Summary of Consolidated Plan Projects for Report Year

DATE: 12/8/2016
TIME: 12:54:28 PM
PAGE: 4/4

IDIS

Plan IDIS Year Project	Project Title and Description		Program	Project Estimate	Committed Amount	Amount Drawn Thru Report Year	Amount Available to Draw	Amount Drawn in Report Year
2015 8	Homeless and Homelessness Prevention Services Program (DH-2)	Program facilitates providing essential services to shelter residents; rapidly rehousing homeless individuals and families and preventing families and individuals from becoming homeless by funding eligible activities within the following Emergency Solutions Grant Program components: Emergency Shelter; Homelessness Prevention; Rapid Re-Housing and Data Collection. National Objective: LMC Eligibility Citation(s): 570.103, 570.104, 570.105, 570.106, 570.107, 570.108 Objective: Decent Housing Outcome: Affordability National Objective, Objective, and Outcome are the same for all activities funded through the Homeless and Homelessness Prevention Services Program. All activities funded through this program will fall under one of the above identified Eligibility Citations.	HESG	\$215,925.00	\$215,925.00	\$0.00	\$215,925.00	\$0.00
9	Administration	General planning and administration costs for CDBG and HOME programs.	CDBG	\$498,537.00	\$490,047.94	\$490,047.94	\$0.00	\$490,047.94
			HOME	\$177,570.00	\$186,838.22	\$148,774.21	\$38,064.01	\$148,774.21

U.S. DEPARTMENT OF HOUSING AND URBAN
DEVELOPMENT
OFFICE OF COMMUNITY PLANNING AND DEVELOPMENT
PR07 - Drawdown Report by Voucher Number - Vouchers
Submitted to Loccs

DATE: 12/8/2016
TIME: 12:56:14 PM
PAGE: 1/4

IDIS

Voucher Number	Line Item	IDIS Project ID	IDIS Act ID	Voucher Created	Voucher Status	Status Date	LOCCS Send Date	Grant Number	Grant Year	Fund Type	Recipient TIN	Payee TIN	Program	PY	Drawn Amount
5864908	1	10	2477	11/4/2015	Completed	11/05/2015	11/4/2015	B13UC120005	2013	EN	596000800	596000800	CDBG	Y	\$20.68
	2	10	2477	11/4/2015	Completed	11/05/2015	11/4/2015	B14UC120005	2014	PI	596000800	596000800	CDBG	Y	\$1,144.62
	3	3	2359	11/4/2015	Completed	11/05/2015	11/4/2015	B13UC120005	2013	EN	596000800	596000800	CDBG	Y	\$2,392.18
	4	3	2359	11/4/2015	Completed	11/05/2015	11/4/2015	B14UC120005	2014	PI	596000800	596000800	CDBG	Y	\$4,578.50
	5	1	2480	11/4/2015	Completed	11/05/2015	11/4/2015	B13UC120005	2013	EN	596000800	596000800	CDBG	Y	\$4,119.07
	6	1	2481	11/4/2015	Completed	11/05/2015	11/4/2015	B13UC120005	2013	EN	596000800	596000800	CDBG	Y	\$6,466.68
	7	3	2482	11/4/2015	Completed	11/05/2015	11/4/2015	B13UC120005	2013	EN	596000800	596000800	CDBG	Y	\$2,982.98
	8	1	2483	11/4/2015	Completed	11/05/2015	11/4/2015	B13UC120005	2013	EN	596000800	596000800	CDBG	Y	\$2,174.41
	9	4	2484	11/4/2015	Completed	11/05/2015	11/4/2015	B13UC120005	2013	EN	596000800	596000800	CDBG	Y	\$919.95
	10	6	2485	11/4/2015	Completed	11/05/2015	11/4/2015	B13UC120005	2013	EN	596000800	596000800	CDBG	Y	\$169.48
	11	5	2490	11/4/2015	Completed	11/05/2015	11/4/2015	B13UC120005	2013	EN	596000800	596000800	CDBG	Y	\$762.65
	12	5	2499	11/4/2015	Completed	11/05/2015	11/4/2015	B13UC120005	2013	EN	596000800	596000800	CDBG	Y	\$12,468.98
	13	1	2500	11/4/2015	Completed	11/05/2015	11/4/2015	B13UC120005	2013	EN	596000800	596000800	CDBG	Y	\$74,689.00
	14	3	2501	11/4/2015	Completed	11/05/2015	11/4/2015	B13UC120005	2013	EN	596000800	596000800	CDBG	Y	\$27,481.47
	15	3	2502	11/4/2015	Completed	11/05/2015	11/4/2015	B13UC120005	2013	EN	596000800	596000800	CDBG	Y	\$24,670.02
	16	3	2503	11/4/2015	Completed	11/05/2015	11/4/2015	B13UC120005	2013	EN	596000800	596000800	CDBG	Y	\$9,000.00
	17	5	2504	11/4/2015	Completed	11/05/2015	11/4/2015	B13UC120005	2013	EN	596000800	596000800	CDBG	Y	\$4,797.60
	18	1	2516	11/4/2015	Completed	11/05/2015	11/4/2015	B13UC120005	2013	EN	596000800	596000800	CDBG	Y	\$899.98
5878919	1	5	2468	12/17/2015	Completed	12/22/2015	12/17/2015	E13UC120018	2013	EN	596000800	596000800	HESG		\$1,524.64
	2	5	2469	12/17/2015	Completed	12/22/2015	12/21/2015	E13UC120018	2013	EN	596000800	596000800	HESG		\$11,182.41
	3	5	2470	12/17/2015	Completed	12/22/2015	12/21/2015	E13UC120018	2013	EN	596000800	596000800	HESG		\$15,488.39
5878978	1	5	2469	12/17/2015	Completed	12/22/2015	12/21/2015	E13UC120018	2013	EN	596000800	596000800	HESG		\$11,128.31
	2	5	2470	12/17/2015	Completed	12/22/2015	12/21/2015	E13UC120018	2013	EN	596000800	596000800	HESG		\$4,115.00
	3	6	2473	12/17/2015	Completed	12/22/2015	12/21/2015	E14UC120018	2014	AD	596000800	596000800	HESG		\$5,086.45
5892009	4	6	2475	12/17/2015	Completed	12/22/2015	12/21/2015	E14UC120018	2014	EN	596000800	596000800	HESG		\$4,369.43
	5	6	2476	12/17/2015	Completed	12/22/2015	12/17/2015	E14UC120018	2014	EN	596000800	596000800	HESG		\$355.97
	1	3	2359	2/1/2016	Completed	02/05/2016	2/4/2016	B13UC120005	2013	EN	596000800	596000800	CDBG		\$4,752.00
5900208	2	6	2485	2/1/2016	Completed	02/05/2016	2/4/2016	B13UC120005	2013	EN	596000800	596000800	CDBG		\$1,585.33
	3	3	2497	2/1/2016	Completed	02/05/2016	2/4/2016	B13UC120005	2013	EN	596000800	596000800	CDBG		\$22,165.75
	4	1	2500	2/1/2016	Completed	02/05/2016	2/4/2016	B13UC120005	2013	EN	596000800	596000800	CDBG		\$94,240.57
	5	1	2500	2/1/2016	Completed	02/05/2016	2/4/2016	B15UC120005	2015	PI	596000800	596000800	CDBG		\$15,219.43
	6	6	2514	2/1/2016	Completed	02/05/2016	2/4/2016	B13UC120005	2013	EN	596000800	596000800	CDBG		\$40,000.00
	7	1	2516	2/1/2016	Completed	02/05/2016	2/4/2016	B13UC120005	2013	EN	596000800	596000800	CDBG		\$629.45
	8	1	2518	2/1/2016	Completed	02/05/2016	2/4/2016	B15UC120005	2015	EN	596000800	596000800	CDBG		\$11,024.05
	9	9	2519	2/1/2016	Completed	02/05/2016	2/4/2016	B15UC120005	2015	EN	596000800	596000800	CDBG		\$108,094.04
	10	9	2519	2/1/2016	Completed	02/05/2016	2/4/2016	B15UC120005	2015	PI	596000800	596000800	CDBG		\$3,804.86
	11	1	2520	2/1/2016	Completed	02/05/2016	2/4/2016	B13UC120005	2013	EN	596000800	596000800	CDBG		\$5,239.95
	12	3	2521	2/1/2016	Completed	02/05/2016	2/4/2016	B13UC120005	2013	EN	596000800	596000800	CDBG		\$4,302.93
	13	2	2522	2/1/2016	Completed	02/05/2016	2/4/2016	B13UC120005	2013	EN	596000800	596000800	CDBG		\$5,931.57
	14	1	2523	2/1/2016	Completed	02/05/2016	2/4/2016	B15UC120005	2015	EN	596000800	596000800	CDBG		\$8,243.89
	1	26	1990	2/25/2016	Completed	02/26/2016	2/25/2016	M10DC120217	2010	EN	596000800	596000800	HOME		\$421.06
5900208	2	7	2472	2/25/2016	Completed	02/26/2016	2/25/2016	M10DC120217	2010	EN	596000800	596000800	HOME		\$1,328.94
	3	7	2472	2/25/2016	Completed	02/26/2016	2/25/2016	M11DC120217	2011	EN	596000800	596000800	HOME		\$89,228.98
	4	7	2472	2/25/2016	Completed	02/26/2016	2/25/2016	M14DC120217	2014	PI	596000800	596000800	HOME		\$206,085.09
	5	7	2472	2/25/2016	Completed	02/26/2016	2/25/2016	M15DC120217	2015	PI	596000800	596000800	HOME		\$43,377.34
	6	10	2478	2/25/2016	Completed	02/26/2016	2/25/2016	M14DC120217	2014	AD	596000800	596000800	HOME		\$20,964.07
	7	10	2478	2/25/2016	Completed	02/26/2016	2/25/2016	M14DC120217	2014	PA	596000800	596000800	HOME		\$17,463.34
	8	10	2478	2/25/2016	Completed	02/26/2016	2/25/2016	M15DC120217	2015	AD	596000800	596000800	HOME		\$1,783.77
	9	10	2478	2/25/2016	Completed	02/26/2016	2/25/2016	M15DC120217	2015	PA	596000800	596000800	HOME		\$4,819.70
	10	8	2479	2/25/2016	Completed	02/26/2016	2/25/2016	M11DC120217	2011	EN	596000800	596000800	HOME		\$205.00
	11	7	2491	2/25/2016	Completed	02/26/2016	2/25/2016	M11DC120217	2011	EN	596000800	596000800	HOME		\$936.72
	12	9	2505	2/25/2016	Completed	02/26/2016	2/25/2016	M11DC120217	2011	EN	596000800	596000800	HOME		\$205.00
	13	7	2507	2/25/2016	Completed	02/26/2016	2/25/2016	M11DC120217	2011	EN	596000800	596000800	HOME		\$147,223.10
	14	7	2507	2/25/2016	Completed	02/26/2016	2/25/2016	M12DC120217	2012	EN	596000800	596000800	HOME		\$34,405.53
	15	9	2508	2/25/2016	Completed	02/26/2016	2/25/2016	M12DC120217	2012	EN	596000800	596000800	HOME		\$26,245.00
	16	9	2509	2/25/2016	Completed	02/26/2016	2/25/2016	M12DC120217	2012	EN	596000800	596000800	HOME		\$8,030.00
	17	9	2510	2/25/2016	Completed	02/26/2016	2/25/2016	M12DC120217	2012	EN	596000800	596000800	HOME		\$26,205.00
	18	9	2511	2/25/2016	Completed	02/26/2016	2/25/2016	M12DC120217	2012	EN	596000800	596000800	HOME		\$26,205.00
	19	8	2512	2/25/2016	Completed	02/26/2016	2/25/2016	M12DC120217	2012	EN	596000800	596000800	HOME		\$451,871.67
	20	7	2513	2/25/2016	Completed	02/26/2016	2/25/2016	M12DC120217	2012	EN	596000800	596000800	HOME		\$41,768.62
	21	7	2515	2/25/2016	Completed	02/26/2016	2/25/2016	M12DC120217	2012	EN	596000800	596000800	HOME		\$35,973.71
	22	7	2517	2/25/2016	Completed	02/26/2016	2/25/2016	M12DC120217	2012	EN	596000800	596000800	HOME		\$3,524.76

U.S. DEPARTMENT OF HOUSING AND URBAN
DEVELOPMENT
OFFICE OF COMMUNITY PLANNING AND DEVELOPMENT
PR07 - Drawdown Report by Voucher Number - Vouchers
Submitted to Loccs

DATE: 12/8/2016
TIME: 12:56:14 PM
PAGE: 2/4

IDIS

Voucher Number	Line Item	IDIS Project ID	IDIS Act ID	Voucher Created	Voucher Status	Status Date	LOCCS Send Date	Grant Number	Grant Year	Fund Type	Recipient TIN	Payee TIN	Program	PY	Drawn Amount
5900282	1	7	2464	2/25/2016	Completed	02/26/2016	2/25/2016	M12DC120217	2012	EN	596000800	596000800	HOME		\$60,191.59
	2	7	2472	2/25/2016	Completed	02/26/2016	2/25/2016	M12DC120217	2012	EN	596000800	596000800	HOME		\$573.99
	3	7	2491	2/25/2016	Completed	02/26/2016	2/25/2016	M12DC120217	2012	EN	596000800	596000800	HOME		\$237.49
	4	8	2512	2/25/2016	Completed	02/26/2016	2/25/2016	M12DC120217	2012	EN	596000800	596000800	HOME		\$50,469.22
	5	7	2517	2/25/2016	Completed	02/26/2016	2/25/2016	M12DC120217	2012	EN	596000800	596000800	HOME		\$196,455.12
	6	7	2517	2/25/2016	Completed	02/26/2016	2/25/2016	M13DC120217	2013	EN	596000800	596000800	HOME		\$99,287.31
	7	7	2517	2/25/2016	Completed	02/26/2016	2/25/2016	M15DC120217	2015	PI	596000800	596000800	HOME		\$206,757.27
	8	9	2528	2/25/2016	Completed	02/26/2016	2/25/2016	M15DC120217	2015	AD	596000800	596000800	HOME		\$16,654.73
	9	9	2528	2/25/2016	Completed	02/26/2016	2/25/2016	M15DC120217	2015	PA	596000800	596000800	HOME		\$22,973.03
5900386	1	6	2485	2/25/2016	Completed	02/26/2016	2/25/2016	B13UC120005	2013	EN	596000800	596000800	CDBG		\$89,836.72
	2	6	2485	2/25/2016	Completed	02/26/2016	2/25/2016	B15UC120005	2015	PI	596000800	596000800	CDBG		\$2,399.83
	3	1	2500	2/25/2016	Completed	02/26/2016	2/25/2016	B13UC120005	2013	EN	596000800	596000800	CDBG		\$3,500.00
	4	1	2516	2/25/2016	Completed	02/26/2016	2/25/2016	B13UC120005	2013	EN	596000800	596000800	CDBG		\$28,543.71
	5	1	2518	2/25/2016	Completed	02/26/2016	2/25/2016	B15UC120005	2015	EN	596000800	596000800	CDBG		\$2,072.41
	6	9	2519	2/25/2016	Completed	02/26/2016	2/25/2016	B15UC120005	2015	PI	596000800	596000800	CDBG		\$599.96
	7	9	2519	2/25/2016	Completed	02/26/2016	2/25/2016	B15UC120005	2015	EN	596000800	596000800	CDBG		\$39,580.37
	8	1	2520	2/25/2016	Completed	02/26/2016	2/25/2016	B13UC120005	2013	EN	596000800	596000800	CDBG		\$1,823.56
	9	3	2521	2/25/2016	Completed	02/26/2016	2/25/2016	B13UC120005	2013	EN	596000800	596000800	CDBG		\$1,302.54
	10	2	2522	2/25/2016	Completed	02/26/2016	2/25/2016	B13UC120005	2013	EN	596000800	596000800	CDBG		\$1,932.12
5900528	11	1	2523	2/25/2016	Completed	02/26/2016	2/25/2016	B15UC120005	2015	EN	596000800	596000800	CDBG		\$2,308.20
	1	6	2473	2/25/2016	Completed	02/26/2016	2/25/2016	E14UC120018	2014	AD	596000800	596000800	HESG		\$4,713.68
	2	6	2474	2/25/2016	Completed	02/26/2016	2/25/2016	E14UC120018	2014	EN	596000800	596000800	HESG		\$16,541.43
	3	6	2475	2/25/2016	Completed	02/26/2016	2/25/2016	E14UC120018	2014	EN	596000800	596000800	HESG		\$15,330.72
	4	6	2476	2/25/2016	Completed	02/26/2016	2/25/2016	E14UC120018	2014	EN	596000800	596000800	HESG		\$711.88
5909698	1	6	2485	3/25/2016	Completed	04/06/2016	4/5/2016	B13UC120005	2013	EN	596000800	596000800	CDBG		\$28.94
	2	1	2516	3/25/2016	Completed	04/06/2016	4/5/2016	B13UC120005	2013	EN	596000800	596000800	CDBG		\$6,472.67
	3	1	2516	3/25/2016	Completed	04/06/2016	4/5/2016	B15UC120005	2015	PI	596000800	596000800	CDBG		\$1,524.90
	4	1	2518	3/25/2016	Completed	04/06/2016	4/5/2016	B15UC120005	2015	EN	596000800	596000800	CDBG		\$2,303.12
	5	9	2519	3/25/2016	Completed	04/06/2016	4/5/2016	B15UC120005	2015	PI	596000800	596000800	CDBG		\$381.23
	6	9	2519	3/25/2016	Completed	04/06/2016	4/5/2016	B15UC120005	2015	EN	596000800	596000800	CDBG		\$167,235.06
	7	1	2520	3/25/2016	Completed	04/06/2016	4/5/2016	B13UC120005	2013	EN	596000800	596000800	CDBG		\$1,652.22
	8	3	2521	3/25/2016	Completed	04/06/2016	4/5/2016	B13UC120005	2013	EN	596000800	596000800	CDBG		\$2,130.99
	9	2	2522	3/25/2016	Completed	04/06/2016	4/5/2016	B13UC120005	2013	EN	596000800	596000800	CDBG		\$2,348.79
	10	1	2523	3/25/2016	Completed	04/06/2016	4/5/2016	B15UC120005	2015	EN	596000800	596000800	CDBG		\$976.70
5912353	11	4	2530	3/25/2016	Completed	04/06/2016	4/5/2016	B15UC120005	2015	EN	596000800	596000800	CDBG		\$58,771.14
	12	4	2531	3/25/2016	Completed	04/06/2016	4/5/2016	B15UC120005	2015	EN	596000800	596000800	CDBG		\$6,128.99
	13	1	2532	3/25/2016	Completed	04/06/2016	4/5/2016	B15UC120005	2015	EN	596000800	596000800	CDBG		\$74,675.29
	1	6	2473	4/5/2016	Completed	04/06/2016	4/5/2016	E14UC120018	2014	AD	596000800	596000800	HESG		\$3,589.76
	2	6	2474	4/5/2016	Completed	04/06/2016	4/5/2016	E14UC120018	2014	EN	596000800	596000800	HESG		\$3,095.00
	3	6	2475	4/5/2016	Completed	04/06/2016	4/5/2016	E14UC120018	2014	EN	596000800	596000800	HESG		\$5,905.00
	4	6	2476	4/5/2016	Completed	04/06/2016	4/5/2016	E14UC120018	2014	EN	596000800	596000800	HESG		\$237.19
	1	1	2516	4/20/2016	Completed	04/22/2016	4/20/2016	B13UC120005	2013	EN	596000800	596000800	CDBG		\$1,104.05
	2	1	2518	4/20/2016	Completed	04/22/2016	4/20/2016	B15UC120005	2015	EN	596000800	596000800	CDBG		\$1,084.11
	3	1	2518	4/20/2016	Completed	04/22/2016	4/20/2016	B15UC120005	2015	PI	596000800	596000800	CDBG		\$2,065.89
	4	9	2519	4/20/2016	Completed	04/22/2016	4/20/2016	B15UC120005	2015	PI	596000800	596000800	CDBG		\$516.47
	5	9	2519	4/20/2016	Completed	04/22/2016	4/20/2016	B15UC120005	2015	EN	596000800	596000800	CDBG		\$49,934.89
	6	1	2520	4/20/2016	Completed	04/22/2016	4/20/2016	B13UC120005	2013	EN	596000800	596000800	CDBG		\$1,997.27
5917946	7	3	2521	4/20/2016	Completed	04/22/2016	4/20/2016	B13UC120005	2013	EN	596000800	596000800	CDBG		\$1,963.93
	8	2	2522	4/20/2016	Completed	04/22/2016	4/20/2016	B13UC120005	2013	EN	596000800	596000800	CDBG		\$3,104.50
	9	1	2523	4/20/2016	Completed	04/22/2016	4/20/2016	B15UC120005	2015	EN	596000800	596000800	CDBG		\$1,564.79
	10	4	2530	4/20/2016	Completed	04/22/2016	4/20/2016	B15UC120005	2015	EN	596000800	596000800	CDBG		\$22,657.81
	11	4	2531	4/20/2016	Completed	04/22/2016	4/20/2016	B15UC120005	2015	EN	596000800	596000800	CDBG		\$4,586.30
	12	1	2532	4/20/2016	Completed	04/22/2016	4/20/2016	B15UC120005	2015	EN	596000800	596000800	CDBG		\$450.00
	13	4	2533	4/20/2016	Completed	04/22/2016	4/20/2016	B15UC120005	2015	EN	596000800	596000800	CDBG		\$20,000.00
	1	6	2473	4/20/2016	Completed	04/22/2016	4/20/2016	E14UC120018	2014	AD	596000800	596000800	HESG		\$1,951.11
	2	6	2474	4/20/2016	Completed	04/22/2016	4/20/2016	E14UC120018	2014	EN	596000800	596000800	HESG		\$14,022.05
	3	6	2475	4/20/2016	Completed	04/22/2016	4/20/2016	E14UC120018	2014	EN	596000800	596000800	HESG		\$700.00
	4	6	2476	4/20/2016	Completed	04/22/2016	4/20/2016	E14UC120018	2014	EN	596000800	596000800	HESG		\$948.73
	1	6	2485	5/20/2016	Completed	05/28/2016	5/27/2016	B13UC120005	2013	EN	596000800	596000800	CDBG		\$76,921.82
5928233	2	1	2518	5/20/2016	Completed	05/28/2016	5/27/2016	B15UC120005	2015	PI	596000800	596000800	CDBG		\$1,669.22
	3	1	2518	5/20/2016	Completed	05/28/2016	5/27/2016	B15UC120005	2015	EN	596000800	596000800	CDBG		\$663.37
	4	9	2519	5/20/2016	Completed	05/28/2016	5/27/2016	B15UC120005	2015	PI	596000800	596000800	CDBG		\$417.31

U.S. DEPARTMENT OF HOUSING AND URBAN
DEVELOPMENT
OFFICE OF COMMUNITY PLANNING AND DEVELOPMENT
PR07 - Drawdown Report by Voucher Number - Vouchers
Submitted to Loccs

DATE: 12/8/2016
TIME: 12:56:14 PM
PAGE: 3/4

IDIS

Voucher Number	Line Item	IDIS Project ID	IDIS Act ID	Voucher Created	Voucher Status	Status Date	LOCCS Send Date	Grant Number	Grant Year	Fund Type	Recipient TIN	Payee TIN	Program	PY	Drawn Amount
5928233	5	9	2519	5/20/2016	Completed	05/28/2016	5/27/2016	B15UC120005	2015	EN	596000800	596000800	CDBG		\$73,762.93
	6	1	2520	5/20/2016	Completed	05/28/2016	5/27/2016	B13UC120005	2013	EN	596000800	596000800	CDBG		\$1,933.37
	7	3	2521	5/20/2016	Completed	05/28/2016	5/27/2016	B13UC120005	2013	EN	596000800	596000800	CDBG		\$1,935.57
	8	2	2522	5/20/2016	Completed	05/28/2016	5/27/2016	B13UC120005	2013	EN	596000800	596000800	CDBG		\$3,171.20
	9	1	2523	5/20/2016	Completed	05/28/2016	5/27/2016	B15UC120005	2015	EN	596000800	596000800	CDBG		\$2,410.66
	10	4	2530	5/20/2016	Completed	05/28/2016	5/27/2016	B15UC120005	2015	EN	596000800	596000800	CDBG		\$41,626.37
	11	4	2531	5/20/2016	Completed	05/28/2016	5/27/2016	B15UC120005	2015	EN	596000800	596000800	CDBG		\$1,138.70
	12	1	2532	5/20/2016	Completed	05/28/2016	5/27/2016	B15UC120005	2015	EN	596000800	596000800	CDBG		\$1,860.00
	13	2	2534	5/20/2016	Completed	05/28/2016	5/27/2016	B15UC120005	2015	EN	596000800	596000800	CDBG		\$600.00
	14	1	2535	5/20/2016	Completed	05/28/2016	5/27/2016	B13UC120005	2013	EN	596000800	596000800	CDBG		\$4,950.00
	15	4	2536	5/20/2016	Completed	05/28/2016	5/27/2016	B13UC120005	2013	EN	596000800	596000800	CDBG		\$178.06
	16	1	2537	5/20/2016	Completed	05/28/2016	5/27/2016	B13UC120005	2013	EN	596000800	596000800	CDBG		\$50.00
5930298	1	6	2474	5/27/2016	Completed	06/22/2016	6/21/2016	E14UC120018	2014	EN	596000800	596000800	HESG		\$823.94
	2	6	2475	5/27/2016	Completed	06/22/2016	6/21/2016	E14UC120018	2014	EN	596000800	596000800	HESG		\$11,013.82
	3	6	2476	5/27/2016	Completed	06/22/2016	6/21/2016	E14UC120018	2014	EN	596000800	596000800	HESG		\$505.61
5937004	1	6	2485	6/21/2016	Completed	06/22/2016	6/21/2016	B13UC120005	2013	EN	596000800	596000800	CDBG		\$39.57
	2	1	2516	6/21/2016	Completed	06/22/2016	6/21/2016	B13UC120005	2013	EN	596000800	596000800	CDBG		\$2,630.00
	3	1	2518	6/21/2016	Completed	06/22/2016	6/21/2016	B15UC120005	2015	PI	596000800	596000800	CDBG		\$1,668.37
	4	1	2518	6/21/2016	Completed	06/22/2016	6/21/2016	B15UC120005	2015	EN	596000800	596000800	CDBG		\$2,244.55
	5	9	2519	6/21/2016	Completed	06/22/2016	6/21/2016	B15UC120005	2015	PI	596000800	596000800	CDBG		\$417.09
	6	9	2519	6/21/2016	Completed	06/22/2016	6/21/2016	B15UC120005	2015	EN	596000800	596000800	CDBG		\$42,513.41
	7	1	2520	6/21/2016	Completed	06/22/2016	6/21/2016	B13UC120005	2013	EN	596000800	596000800	CDBG		\$1,389.95
	8	3	2521	6/21/2016	Completed	06/22/2016	6/21/2016	B13UC120005	2013	EN	596000800	596000800	CDBG		\$1,928.40
	9	2	2522	6/21/2016	Completed	06/22/2016	6/21/2016	B13UC120005	2013	EN	596000800	596000800	CDBG		\$3,015.71
	10	1	2523	6/21/2016	Completed	06/22/2016	6/21/2016	B15UC120005	2015	EN	596000800	596000800	CDBG		\$2,081.64
	11	2	2529	6/21/2016	Completed	06/22/2016	6/21/2016	B15UC120005	2015	EN	596000800	596000800	CDBG		\$14,406.00
	12	4	2531	6/21/2016	Completed	06/22/2016	6/21/2016	B15UC120005	2015	EN	596000800	596000800	CDBG		\$4,422.41
	13	1	2532	6/21/2016	Completed	06/22/2016	6/21/2016	B15UC120005	2015	EN	596000800	596000800	CDBG		\$3,000.00
	14	1	2535	6/21/2016	Completed	06/22/2016	6/21/2016	B13UC120005	2013	EN	596000800	596000800	CDBG		\$960.00
	15	4	2536	6/21/2016	Completed	06/22/2016	6/21/2016	B13UC120005	2013	EN	596000800	596000800	CDBG		\$296.77
	16	1	2537	6/21/2016	Completed	06/22/2016	6/21/2016	B13UC120005	2013	EN	596000800	596000800	CDBG		\$1,471.00
5940525	17	1	2538	6/21/2016	Completed	06/22/2016	6/21/2016	B15UC120005	2015	EN	596000800	596000800	CDBG		\$5,090.75
	1	6	2474	6/29/2016	Completed	06/30/2016	6/29/2016	E14UC120018	2014	EN	596000800	596000800	HESG		\$4,654.37
	2	6	2475	6/29/2016	Completed	06/30/2016	6/29/2016	E14UC120018	2014	EN	596000800	596000800	HESG		\$1,237.69
	3	6	2476	6/29/2016	Completed	06/30/2016	6/29/2016	E14UC120018	2014	EN	596000800	596000800	HESG		\$654.35
5945706	1	6	2485	7/18/2016	Completed	07/19/2016	7/18/2016	B13UC120005	2013	EN	596000800	596000800	CDBG		\$66,079.82
	2	6	2485	7/18/2016	Completed	07/19/2016	7/18/2016	B15UC120005	2015	PI	596000800	596000800	CDBG		\$3,366.34
	3	1	2516	7/18/2016	Completed	07/19/2016	7/18/2016	B13UC120005	2013	EN	596000800	596000800	CDBG		\$16,654.02
	4	1	2516	7/18/2016	Completed	07/19/2016	7/18/2016	B14UC120005	2014	EN	596000800	596000800	CDBG		\$5,492.45
	5	1	2518	7/18/2016	Completed	07/19/2016	7/18/2016	B15UC120005	2015	EN	596000800	596000800	CDBG		\$3,938.76
	6	9	2519	7/18/2016	Completed	07/19/2016	7/18/2016	B15UC120005	2015	PI	596000800	596000800	CDBG		\$841.57
	7	9	2519	7/18/2016	Completed	07/19/2016	7/18/2016	B15UC120005	2015	EN	596000800	596000800	CDBG		\$417.10
	8	1	2520	7/18/2016	Completed	07/19/2016	7/18/2016	B14UC120005	2014	EN	596000800	596000800	CDBG		\$1,693.36
	9	3	2521	7/18/2016	Completed	07/19/2016	7/18/2016	B14UC120005	2014	EN	596000800	596000800	CDBG		\$2,297.11
	10	2	2522	7/18/2016	Completed	07/19/2016	7/18/2016	B14UC120005	2014	EN	596000800	596000800	CDBG		\$2,157.30
	11	1	2523	7/18/2016	Completed	07/19/2016	7/18/2016	B15UC120005	2015	EN	596000800	596000800	CDBG		\$2,444.36
	12	2	2529	7/18/2016	Completed	07/19/2016	7/18/2016	B15UC120005	2015	EN	596000800	596000800	CDBG		\$24,925.47
	13	4	2530	7/18/2016	Completed	07/19/2016	7/18/2016	B15UC120005	2015	EN	596000800	596000800	CDBG		\$52,717.50
	14	4	2531	7/18/2016	Completed	07/19/2016	7/18/2016	B15UC120005	2015	EN	596000800	596000800	CDBG		\$1,139.11
	15	1	2532	7/18/2016	Completed	07/19/2016	7/18/2016	B15UC120005	2015	EN	596000800	596000800	CDBG		\$3,390.00
	16	1	2535	7/18/2016	Completed	07/19/2016	7/18/2016	B14UC120005	2014	EN	596000800	596000800	CDBG		\$1,458.34
5946892	17	4	2536	7/18/2016	Completed	07/19/2016	7/18/2016	B14UC120005	2014	EN	596000800	596000800	CDBG		\$138.48
	18	4	2539	7/18/2016	Completed	07/19/2016	7/18/2016	B15UC120005	2015	EN	596000800	596000800	CDBG		\$3,739.67
	19	4	2540	7/18/2016	Completed	07/19/2016	7/18/2016	B15UC120005	2015	EN	596000800	596000800	CDBG		\$68,342.81
	20	6	2541	7/18/2016	Completed	07/19/2016	7/18/2016	B14UC120005	2014	EN	596000800	596000800	CDBG		\$712.26
	1	6	2485	7/21/2016	Completed	07/22/2016	7/21/2016	B14UC120005	2014	EN	596000800	596000800	CDBG		\$38,881.80
	2	6	2485	7/21/2016	Completed	07/22/2016	7/21/2016	B15UC120005	2015	PI	596000800	596000800	CDBG		\$2,856.94
	3	1	2518	7/21/2016	Completed	07/22/2016	7/21/2016	B15UC120005	2015	EN	596000800	596000800	CDBG		\$3,900.00
	4	9	2519	7/21/2016	Completed	07/22/2016	7/21/2016	B15UC120005	2015	PI	596000800	596000800	CDBG		\$714.24
	5	1	2520	7/21/2016	Completed	07/22/2016	7/21/2016	B14UC120005	2014	EN	596000800	596000800	CDBG		\$1,652.94
	6	2	2522	7/21/2016	Completed	07/22/2016	7/21/2016	B14UC120005	2014	EN	596000800	596000800	CDBG		\$1,508.75
	7	1	2523	7/21/2016	Completed	07/22/2016	7/21/2016	B15UC120005	2015	EN	596000800	596000800	CDBG		\$718.50

U.S. DEPARTMENT OF HOUSING AND URBAN
DEVELOPMENT
OFFICE OF COMMUNITY PLANNING AND DEVELOPMENT
PR07 - Drawdown Report by Voucher Number - Vouchers
Submitted to Loccs

DATE: 12/8/2016
TIME: 12:56:14 PM
PAGE: 4/4

IDIS

Voucher Number	Line Item	IDIS Project ID	IDIS Act ID	Voucher Created	Voucher Status	Status Date	LOCCS Send Date	Grant Number	Grant Year	Fund Type	Recipient TIN	Payee TIN	Program	PY	Drawn Amount
5946892	8	4	2530	7/21/2016	Completed	07/22/2016	7/21/2016	B15UC120005	2015	EN	596000800	596000800	CDBG		\$23,851.40
	9	4	2531	7/21/2016	Completed	07/22/2016	7/21/2016	B15UC120005	2015	EN	596000800	596000800	CDBG		\$1,234.93
	10	4	2536	7/21/2016	Completed	07/22/2016	7/21/2016	B14UC120005	2014	EN	596000800	596000800	CDBG		\$1,918.00
	11	4	2540	7/21/2016	Completed	07/22/2016	7/21/2016	B15UC120005	2015	EN	596000800	596000800	CDBG		\$17,243.05
	12	6	2541	7/21/2016	Completed	07/22/2016	7/21/2016	B14UC120005	2014	EN	596000800	596000800	CDBG		\$59.46
	13	3	2542	7/21/2016	Completed	07/22/2016	7/21/2016	B15UC120005	2015	EN	596000800	596000800	CDBG		\$58,754.39
	14	1	2543	7/21/2016	Completed	07/22/2016	7/21/2016	B15UC120005	2015	EN	596000800	596000800	CDBG		\$25,645.00
	15	4	2544	7/21/2016	Completed	07/22/2016	7/21/2016	B15UC120005	2015	EN	596000800	596000800	CDBG		\$18,087.00
	16	1	2545	7/21/2016	Completed	07/22/2016	7/21/2016	B15UC120005	2015	EN	596000800	596000800	CDBG		\$125,340.00
	1	6	2485	8/31/2016	Completed	08/31/2016	8/31/2016	B14UC120005	2014	EN	596000800	596000800	CDBG		\$23.21
5959425	2	6	2485	8/31/2016	Completed	08/31/2016	8/31/2016	B15UC120005	2015	PI	596000800	596000800	CDBG		\$175.00
	3	1	2516	8/31/2016	Completed	08/31/2016	8/31/2016	B14UC120005	2014	EN	596000800	596000800	CDBG		\$472.11
	4	1	2518	8/31/2016	Completed	08/31/2016	8/31/2016	B15UC120005	2015	EN	596000800	596000800	CDBG		\$38.76
	5	1	2520	8/31/2016	Completed	08/31/2016	8/31/2016	B14UC120005	2014	EN	596000800	596000800	CDBG		\$1,587.72
	6	3	2521	8/31/2016	Completed	08/31/2016	8/31/2016	B14UC120005	2014	EN	596000800	596000800	CDBG		\$1,856.75
	7	2	2522	8/31/2016	Completed	08/31/2016	8/31/2016	B14UC120005	2014	EN	596000800	596000800	CDBG		\$2,791.98
	8	1	2523	8/31/2016	Completed	08/31/2016	8/31/2016	B15UC120005	2015	EN	596000800	596000800	CDBG		\$3,273.21
	9	4	2536	8/31/2016	Completed	08/31/2016	8/31/2016	B14UC120005	2014	EN	596000800	596000800	CDBG		\$19.81
	10	3	2542	8/31/2016	Completed	08/31/2016	8/31/2016	B15UC120005	2015	EN	596000800	596000800	CDBG		\$129,166.89
	1	6	2474	9/7/2016	Completed	09/13/2016	9/12/2016	E14UC120018	2014	EN	596000800	596000800	HESG		\$14,768.10
5961359	2	6	2475	9/7/2016	Completed	09/13/2016	9/12/2016	E14UC120018	2014	EN	596000800	596000800	HESG		\$6,097.38
	3	6	2476	9/7/2016	Completed	09/13/2016	9/12/2016	E14UC120018	2014	EN	596000800	596000800	HESG		\$892.28
5961390	1	6	2474	9/7/2016	Completed	09/13/2016	9/12/2016	E14UC120018	2014	EN	596000800	596000800	HESG		\$10,152.60
	2	6	2475	9/7/2016	Completed	09/13/2016	9/12/2016	E14UC120018	2014	EN	596000800	596000800	HESG		\$5,898.54
5967423	3	6	2476	9/7/2016	Completed	09/13/2016	9/12/2016	E14UC120018	2014	EN	596000800	596000800	HESG		\$238.34
	1	1	2518	9/26/2016	Completed	09/27/2016	9/27/2016	B15UC120005	2015	PI	596000800	596000800	CDBG		\$1,252.95
5967431	2	1	2518	9/26/2016	Completed	09/27/2016	9/27/2016	B15UC120005	2015	EN	596000800	596000800	CDBG		\$4,317.05
	3	9	2519	9/26/2016	Completed	09/27/2016	9/27/2016	B15UC120005	2015	PI	596000800	596000800	CDBG		\$356.99
	1	1	2516	9/26/2016	Completed	09/28/2016	9/27/2016	B14UC120005	2014	EN	596000800	596000800	CDBG		\$288.75
5967507	2	1	2520	9/26/2016	Completed	09/28/2016	9/27/2016	B14UC120005	2014	EN	596000800	596000800	CDBG		\$1,480.67
	3	3	2521	9/26/2016	Completed	09/28/2016	9/27/2016	B14UC120005	2014	EN	596000800	596000800	CDBG		\$2,106.05
	4	2	2522	9/26/2016	Completed	09/28/2016	9/27/2016	B14UC120005	2014	EN	596000800	596000800	CDBG		\$3,092.73
	5	1	2523	9/26/2016	Completed	09/28/2016	9/27/2016	B15UC120005	2015	EN	596000800	596000800	CDBG		\$3,353.07
	6	4	2530	9/26/2016	Completed	09/28/2016	9/27/2016	B15UC120005	2015	EN	596000800	596000800	CDBG		\$35,375.78
	7	4	2531	9/26/2016	Completed	09/28/2016	9/27/2016	B15UC120005	2015	EN	596000800	596000800	CDBG		\$4,577.66
	8	1	2532	9/26/2016	Completed	09/28/2016	9/27/2016	B15UC120005	2015	EN	596000800	596000800	CDBG		\$3,140.00
	9	1	2535	9/26/2016	Completed	09/28/2016	9/27/2016	B14UC120005	2014	EN	596000800	596000800	CDBG		\$480.00
	10	4	2536	9/26/2016	Completed	09/28/2016	9/27/2016	B14UC120005	2014	EN	596000800	596000800	CDBG		\$39.68
	11	4	2540	9/26/2016	Completed	09/28/2016	9/27/2016	B15UC120005	2015	EN	596000800	596000800	CDBG		\$15,227.94
	12	1	2545	9/26/2016	Completed	09/28/2016	9/27/2016	B15UC120005	2015	EN	596000800	596000800	CDBG		\$28,250.00
	13	3	2546	9/26/2016	Completed	09/28/2016	9/27/2016	B15UC120005	2015	EN	596000800	596000800	CDBG		\$123,857.61
	1	7	2464	9/26/2016	Completed	09/28/2016	9/27/2016	M13DC120217	2013	EN	596000800	596000800	HOME		\$20,147.76
5968015	2	7	2472	9/26/2016	Completed	09/28/2016	9/27/2016	M13DC120217	2013	EN	596000800	596000800	HOME		\$867.95
	3	7	2491	9/26/2016	Completed	09/28/2016	9/27/2016	M15DC120217	2015	PI	596000800	596000800	HOME		\$257.29
	4	8	2512	9/26/2016	Completed	09/28/2016	9/27/2016	M15DC120217	2015	PI	596000800	596000800	HOME		\$338.92
	5	7	2517	9/26/2016	Completed	09/28/2016	9/27/2016	M13DC120217	2013	EN	596000800	596000800	HOME		\$112,394.99
	6	7	2517	9/26/2016	Completed	09/28/2016	9/27/2016	M15DC120217	2015	HP	596000800	596000800	HOME		\$9,500.00
	7	7	2517	9/26/2016	Completed	09/28/2016	9/27/2016	M15DC120217	2015	PI	596000800	596000800	HOME		\$479,025.01
	8	9	2528	9/26/2016	Completed	09/28/2016	9/27/2016	M15DC120217	2015	AD	596000800	596000800	HOME		\$61,210.42
	9	9	2528	9/26/2016	Completed	09/28/2016	9/27/2016	M15DC120217	2015	PA	596000800	596000800	HOME		\$47,936.03
5968015	1	6	2474	9/27/2016	Completed	09/28/2016	9/27/2016	E14UC120018	2014	EN	596000800	596000800	HESG		\$7,973.12
	2	6	2475	9/27/2016	Completed	09/28/2016	9/27/2016	E14UC120018	2014	EN	596000800	596000800	HESG		\$7,088.37
	3	6	2476	9/27/2016	Completed	09/28/2016	9/27/2016	E14UC120018	2014	EN	596000800	596000800	HESG		\$1,072.50
													CDBG	TOTAL DRAWS:	\$2,366,310.34
													HESG	TOTAL DRAWS:	\$194,068.16
													HOME	TOTAL DRAWS:	\$2,573,549.52
															\$5,133,928.02

TOTAL DRAWS:

U.S. DEPARTMENT OF HOUSING AND URBAN
DEVELOPMENT
OFFICE OF COMMUNITY PLANNING AND
DEVELOPMENT
PR08 - Grantee Summary Activity Report

DATE: 12/8/2016
TIME: 12:58:00 PM
PAGE: 1/40

IDIS

Grantee Activity Number	IDIS Activity - ID	Pgm Yr Project	Activity Name	Act Stat	Matrix Code	Initial Funding Date	Funded Amount	Drawn Amount	Date of Last Draw
1	1994-1		HOME COMMITTED FUNDS ADJUSTMENT	Open		01/01/01	\$0.00	\$0.00	09/25/2013
2	1994-2		CDBG COMMITTED FUNDS ADJUSTMENT	Open	20	01/01/01	\$19,249,921.49	\$19,249,921.49	04/02/1997
335	1995-27		DANSVILLE CLEARING & CLEAN UP	Completed	04	07/28/97	\$8,218.04	\$8,218.04	08/28/1997
2037	2005-25		RHD - BOLEY SAFE HAVEN - #	Completed		05/11/07	\$2,135,880.00	\$2,135,880.00	05/12/2007
2196	2009-1		CDBG-R Administration	Completed	21A		\$0.00	\$0.00	
2194	2009-2		HRP Program	Completed			\$0.00	\$0.00	
2195	2009-2		HRP Administration	Completed			\$0.00	\$0.00	
2311	2009-20		LSFR - Singson - #7421	Completed		02/07/11	\$33,553.49	\$33,553.49	03/19/2011
2222	2009-24		ESG Administration	Completed		02/11/10	\$6,633.00	\$6,633.00	09/30/2010
2249	2009-26		DAL-Cicale-#7270	Completed		02/12/10	\$10,181.98	\$10,181.98	06/22/2010
2254	2009-26		DAL - Phoenix - #7255	Completed		02/12/10	\$11,461.56	\$11,461.56	06/22/2010
2293	2009-26		DAL - Collazo - #7357	Completed		08/03/10	\$6,372.85	\$6,372.85	09/29/2010
2338	2010-16		Housing Preservation Program Delivery	Canceled	14H		\$0.00	\$0.00	
2355	2010-16		Homeowner Preservation Program	Completed	14A	05/24/12	\$429,492.16	\$429,492.16	12/20/2012
2358	2010-16		Homeowner Preservation Program Delivery	Completed	14H	06/13/12	\$17,404.42	\$17,404.42	10/26/2012
2323	2010-2		Central Lealman Drainage Study	Completed	03J	09/06/11	\$151,467.56	\$151,467.56	05/01/2013
2307	2010-23		CDBG Administration	Completed	21A	02/04/11	\$641,592.36	\$641,592.36	12/16/2011
2309	2010-23		ESG Administration	Completed		02/04/11	\$6,584.00	\$6,584.00	12/16/2011
2310	2010-23		HOME Administration	Completed		02/04/11	\$206,525.80	\$206,525.80	06/22/2012
2340	2011-2		CDBG Administration	Completed	21A	03/13/12	\$543,601.43	\$543,601.43	12/19/2012
2341	2011-2		HOME Administration	Completed		06/21/12	\$168,832.51	\$168,832.51	02/08/2013
2357	2011-3		Target Area Improvement Program Delivery	Completed	03	05/24/12	\$31,631.14	\$31,631.14	10/26/2012
2348	2011-4		Public Facilities Program Delivery	Completed	03	05/21/12	\$17,991.03	\$17,991.03	10/26/2012
2351	2011-5		Public Infrastructure Program Delivery	Completed	03	05/21/12	\$9,582.31	\$9,582.31	10/26/2012
2354	2011-6		Public Services Program Delivery	Completed	05	05/21/12	\$4,432.33	\$4,432.33	10/26/2012
2398	2012-1		Target Area Improvement Program Activity Delivery	Completed	03	12/13/12	\$19,774.12	\$19,774.12	07/13/2013
2407	2012-2		PARC Curry Villa Group Home Rehab	Completed	03B	01/28/13	\$57,692.00	\$57,692.00	08/30/2013
2410	2012-4		Omni Center Operations	Completed	05	01/28/13	\$235,000.00	\$235,000.00	09/27/2013
2411	2012-4		Public Services Activity Delivery	Canceled	05	01/28/13	\$0.00	\$0.00	
2446	2012-5		ES12 Homelessness Prevention	Completed		11/26/13	\$62,065.10	\$62,065.10	09/29/2015
2448	2012-5		ES12 HMIS	Completed		11/26/13	\$8,734.25	\$8,734.25	12/17/2014
2432	2012-6		Low Interest Home Improvement Loan Program	Canceled	14A	04/22/13	\$0.00	\$0.00	
2449	2013-3		Public Infrastructure Program Activity Delivery	Canceled	03		\$0.00	\$0.00	
2473	2014-6		ES14 Administration	Completed		01/27/15	\$15,341.00	\$15,341.00	04/22/2016
2474	2014-6		ES14 Homelessness Prevention	Completed		01/27/15	\$81,559.61	\$81,559.61	10/21/2016
2475	2014-6		ES14 Rapid Re-Housing	Completed		01/27/15	\$60,648.39	\$60,648.39	10/21/2016
2476	2014-6		ES14 HMIS	Completed		01/27/15	\$6,000.00	\$6,000.00	10/21/2016
2550	2015-6		The Preserve at Clam Bayou	Open		10/25/16	\$1,050,000.00	\$0.00	
2524	2015-8		ES15 HMIS	Open		02/11/16	\$5,000.00	\$0.00	
2525	2015-8		ES15 Rapid Re-Housing	Open		02/11/16	\$67,366.00	\$332.56	10/21/2016
2526	2015-8		ES15 Homelessness Prevention	Open		02/11/16	\$67,365.00	\$12,752.28	10/21/2016
2527	2015-8		ES15 Administration	Open		02/11/16	\$16,194.00	\$3,118.49	10/21/2016
77	1994-1		PINELLAS COUNTY-CNSRT	Canceled	05R	01/10/97	\$0.00	\$0.00	
78	1994-1		PINELLAS COUNTY-CNSRT	Canceled		09/10/97	\$0.00	\$0.00	
79	1994-1		PINELLAS COUNTY-CNSRT	Canceled		09/10/97	\$0.00	\$0.00	
80	1994-1		PINELLAS COUNTY-CNSRT	Canceled		09/10/97	\$0.00	\$0.00	
81	1994-1		PINELLAS COUNTY-CNSRT	Canceled		09/10/97	\$0.00	\$0.00	
82	1994-1		PINELLAS COUNTY-CNSRT	Canceled		09/10/97	\$0.00	\$0.00	
83	1994-1		PINELLAS COUNTY-CNSRT	Canceled	14A	09/10/97	\$0.00	\$0.00	
84	1994-1		PINELLAS COUNTY-CNSRT	Canceled		09/10/97	\$0.00	\$0.00	
85	1994-1		PINELLAS COUNTY-CNSRT	Canceled		09/10/97	\$0.00	\$0.00	
86	1994-1		PINELLAS COUNTY-CNSRT	Canceled		09/10/97	\$0.00	\$0.00	
220	1994-2		Unknown	Canceled	01		\$0.00	\$0.00	
3	1994-3		ESG COMMITTED FUNDS ADJUSTMENT	Open	01	01/01/01	\$537,906.44	\$537,906.44	04/02/1997
4	1994-4		HOPWA COMMITTED FUNDS ADJUSTMENT	Open	01		\$0.00	\$0.00	
169	1995-1		ERROR - NO ACTIVITY	Canceled	05		\$0.00	\$0.00	
246	1995-37		CDBG ADMIN	Completed	21A		\$0.00	\$0.00	
294	1996-12		N/A	Canceled	14B		\$0.00	\$0.00	
299	1996-7		HOME GENERAL ADMIN	Completed	21H	10/01/96	\$118,908.40	\$118,908.40	11/21/1997
918	1999-1		<Name Required>	Canceled		07/24/00	\$0.00	\$0.00	
919	1999-1		<Name Required>	Canceled		07/24/00	\$0.00	\$0.00	
1642	2003-43		CDBG ADMINISTRATION	Completed	21A	02/25/04	\$970,773.54	\$970,773.54	11/09/2004
1916	2004-26		Unknown	Canceled	13		\$0.00	\$0.00	
CD05OLDS	2079		2005-12 OLDSMAR STREETSCAPE	Completed	03K	03/14/08	\$200,000.00	\$200,000.00	03/18/2008
6467	1960		2005-29 UPARC ACQUISITION - HOME	Completed		06/13/06	\$192,320.00	\$192,320.00	06/22/2006

U.S. DEPARTMENT OF HOUSING AND URBAN
DEVELOPMENT
OFFICE OF COMMUNITY PLANNING AND
DEVELOPMENT
PR08 - Grantee Summary Activity Report

DATE: 12/8/2016
TIME: 12:58:00 PM
PAGE: 2/40

IDIS

Grantee Activity Number	IDIS Activity - ID	Pgm Yr Project	Activity Name	Act Stat	Matrix Code	Initial Funding Date	Funded Amount	Drawn Amount	Date of Last Draw
CD96CAS2	206	1996-30	CASA ADMINISTRATION OFFICES REHAB	Completed	03C	10/01/96	\$17,980.00	\$17,980.00	10/22/1997
#001191A	2383	2010-21	DAL - Cleveland - #001191A	Completed		08/07/12	\$6,208.48	\$6,208.48	02/08/2013
#3068	472	1997-10	RPI - LAWSON - #3068	Completed	14B	10/01/97	\$8,000.00	\$8,000.00	09/01/1998
#3082	430	1997-10	CHAF-WINDTREE VILLAGE-#3082	Completed	14B	10/01/97	\$52,687.60	\$52,687.60	04/29/1998
#3083	431	1997-10	CHAF-WINDTREE VILLAGE-#3083	Completed	14B	10/01/97	\$52,687.60	\$52,687.60	04/29/1998
#3084	432	1997-10	CHAF-WINDTREE VILLAGE-#3084	Completed	14B	10/01/97	\$52,687.60	\$52,687.60	04/29/1998
#3085	433	1997-10	CHAF-WINDTREE VILLAGE-#3085	Completed	14B	10/01/97	\$57,203.35	\$57,203.35	04/29/1998
#4061	471	1997-10	RPI - COMM SERV FOUND - #4061	Completed	14B	10/01/97	\$26,500.00	\$26,500.00	09/01/1998
#4101	491	1996-14	LIL - ZIMDARS - #4101	Completed	14A	10/01/97	\$9,299.05	\$9,299.05	09/30/1998
#4104	522	1998-11	RPI - EDMISTEN - #4104	Completed	14B	10/01/98	\$6,600.00	\$6,600.00	01/26/1999
#4114	469	1997-10	RPI - BRITNER - #4114	Completed	14B	10/01/97	\$2,200.00	\$2,200.00	09/01/1998
#4115	304	1996-6	LARGO - CORNETT #4115	Completed		10/01/96	\$58,784.91	\$58,784.91	09/01/1998
#4127	473	1996-6	LARGO - JORDAN #4127	Completed		10/01/96	\$32,624.11	\$32,624.11	09/01/1998
#4128	457	1997-9	LARGO - BLAIR - #4128	Completed		10/01/97	\$6,847.00	\$6,847.00	06/26/1998
#4135	458	1997-9	LARGO - FEASTER - #4135	Completed		10/01/97	\$8,411.00	\$8,411.00	06/26/1998
#4136	459	1997-9	LARGO - FRIEDMAN - #4136	Completed		10/01/97	\$7,729.85	\$7,729.85	06/26/1998
#4137	306	1996-6	LARGO - DIMARINO #4137	Completed		10/01/96	\$10,400.95	\$10,400.95	09/01/1998
#4138	474	1996-6	LARGO - KELLY #4138	Completed		10/01/96	\$48,506.03	\$48,506.03	09/01/1998
#4147	521	1998-11	RPI - CAREW - #4147	Completed	14A	10/01/98	\$4,050.00	\$4,050.00	01/26/1999
#4154	468	1996-14	LIL - CUSTEAD - #4154	Completed	14A	10/01/97	\$4,365.15	\$4,365.15	09/01/1998
#4156	456	1996-14	ILP - O'BRIEN - #4156	Completed	14A	10/01/97	\$2,750.00	\$2,750.00	06/10/1998
#4160	505	1998-11	RPI - DIXON - #4160	Completed	14B	10/01/98	\$27,000.00	\$27,000.00	01/26/1999
#4188	462	1996-14	ILP - STANGE - #4188	Completed	14A	10/01/97	\$2,502.50	\$2,502.50	09/01/1998
#4195	466	1996-14	ILP - PASCO - #4195	Completed	14A	10/01/97	\$2,750.00	\$2,750.00	09/01/1998
#4221	523	1998-11	RPI - VERDUGO - #4221	Completed	14B	10/01/98	\$5,150.00	\$5,150.00	01/26/1999
#4222	524	1998-11	RPI - VERDUGO - #4222	Completed	14B	10/01/98	\$4,350.00	\$4,350.00	01/26/1999
#4229	478	1997-9	LARGO - WILSON - #4229	Completed		10/01/97	\$7,468.00	\$7,468.00	09/30/1998
#4230	479	1997-9	LARGO - HUNSICKER - #4230	Completed		10/01/97	\$9,227.00	\$9,227.00	09/30/1998
#4231	480	1997-9	LARGO - BRAMWELL - #4231	Completed		10/01/97	\$9,856.61	\$9,856.61	09/30/1998
#4232	481	1997-9	LARGO - MORTON - #4232	Completed		10/01/97	\$9,650.00	\$9,650.00	09/30/1998
#4233	482	1997-9	LARGO - BRUNER - #4233	Completed		10/01/97	\$9,268.00	\$9,268.00	09/30/1998
#4234	483	1997-9	LARGO - CAMFIELD - #4234	Completed		10/01/97	\$5,980.00	\$5,980.00	09/30/1998
#4235	484	1997-9	LARGO - THURSTON - #4235	Completed		10/01/97	\$8,356.00	\$8,356.00	09/30/1998
#4256	490	1996-14	ILP - BEER - #4256	Completed	14A	10/01/97	\$722.64	\$722.64	09/30/1998
#4265	503	1998-11	RPI - REEDER - #4265	Completed	14B	10/01/98	\$2,350.00	\$2,350.00	01/26/1999
#4268	489	1996-14	LIL - CHEFAN - #4268	Completed	14A	10/01/97	\$2,750.00	\$2,750.00	09/30/1998
#4275	488	1996-14	ILP - SCALZO - #4275	Completed	14A	10/01/97	\$722.64	\$722.64	09/30/1998
#4277	532	1998-13	LARGO - GOURLAY - #4277	Completed		10/01/98	\$9,624.00	\$9,624.00	01/26/1999
#4278	529	1998-13	LARGO - BRULL - #4278	Completed		10/01/98	\$5,470.00	\$5,470.00	01/26/1999
#4279	533	1998-13	LARGO - HALL - #4279	Completed		10/01/98	\$7,258.00	\$7,258.00	01/26/1999
#4280	530	1998-13	LARGO - DIAZ - #4280	Completed		10/01/98	\$6,800.00	\$6,800.00	01/26/1999
#4281	528	1998-13	LARGO - PIXTON - #4281	Completed		10/01/98	\$5,500.00	\$5,500.00	01/26/1999
#4282	531	1998-13	LARGO - FRYE - #4282	Completed		10/01/98	\$8,300.00	\$8,300.00	01/26/1999
#4305	507	1998-11	ILP - JENKINS - #4305	Completed	14A	10/01/98	\$700.64	\$700.64	01/26/1999
#4306	506	1998-11	ILP - GREENLAW - #4306	Completed	14A	10/01/98	\$722.64	\$722.64	01/26/1999
#4312	520	1998-13	DAL - RYNEARSON - #4312	Completed	13	10/01/98	\$3,460.00	\$3,460.00	01/26/1999
#4313	514	1998-13	DAL - GEIGER - #4313	Completed	13	10/01/98	\$6,100.00	\$6,100.00	01/26/1999
#4314	516	1998-13	DAL - LOPEZ - #4314	Completed	13	10/01/98	\$6,950.00	\$6,950.00	01/26/1999
#4315	517	1998-13	DAL - SILVA - #4315	Completed	13	10/01/98	\$5,900.00	\$5,900.00	01/26/1999
#4320	509	1998-11	ILP - MOKMA - #4320	Completed	14A	10/01/98	\$319.00	\$319.00	01/26/1999
#4324	519	1998-13	DAL - PEACE - #4324	Completed	13	10/01/98	\$6,000.00	\$6,000.00	01/26/1999
#4325	515	1998-13	DAL - LISS - #4325	Completed	13	10/01/98	\$5,700.00	\$5,700.00	01/26/1999
#4328	525	1998-11	ILP - MEUNIER - #4328	Completed	14A	10/01/98	\$2,750.00	\$2,750.00	01/26/1999
#4339	545	1998-13	DAL - RANCK - #4339	Completed	13	10/01/98	\$2,177.00	\$2,177.00	03/17/1999
#4340	543	1998-13	DAL - RAMOS - #4340	Completed	13	10/01/98	\$5,950.00	\$5,950.00	03/17/1999
#4341	544	1998-11	DAL - HARDING - #4341	Completed	13	10/01/98	\$4,930.00	\$4,930.00	03/17/1999
#5357	1122	2000-54	RPI - WALLACE - #5357	Completed	14B	04/30/01	\$56,000.00	\$56,000.00	10/03/2001
#5569	1205	2000-54	RPI - GLISSON - #5569	Completed	14B	09/25/01	\$6,200.00	\$6,200.00	12/28/2001
#5570	1204	2000-54	RPI - TOTH - #5570	Completed	14B	09/25/01	\$9,287.15	\$9,287.15	12/28/2001
#5573	1182	2000-54	RPI - CHEATTLE - #5573	Completed	14A	08/06/01	\$4,600.00	\$4,600.00	08/07/2001
#5614	1178	2000-55	TBCDC - JONES - #5614	Completed	13	08/06/01	\$7,700.00	\$7,700.00	08/07/2001
#5615	1179	2000-55	TBCDC - DALENA - #5615	Completed	13	08/06/01	\$7,600.00	\$7,600.00	08/07/2001
#5618	1180	2000-55	TBCDC - RAMIREZ - #5618	Completed	13	08/06/01	\$5,645.00	\$5,645.00	08/07/2001
#5619	1181	2000-55	TBCDC - BENSON - #5619	Completed	13	08/06/01	\$7,700.00	\$7,700.00	08/07/2001
#5642	1203	2000-54	RPI - ROBERTSON, TRE - #5642	Completed	14B	09/25/01	\$4,921.16	\$4,921.16	04/11/2002

U.S. DEPARTMENT OF HOUSING AND URBAN
DEVELOPMENT
OFFICE OF COMMUNITY PLANNING AND
DEVELOPMENT
PR08 - Grantee Summary Activity Report

DATE: 12/8/2016
TIME: 12:58:00 PM
PAGE: 3/40

IDIS

Grantee Activity Number	IDIS Activity - ID	Pgm Yr Project	Activity Name	Act Stat	Matrix Code	Initial Funding Date	Funded Amount	Drawn Amount	Date of Last Draw
#5647	1199	1996-6	LHBA - ANTEPENKO - #5647	Completed		09/25/01	\$7,700.00	\$7,700.00	10/03/2001
#5648	1200	1996-5	LHBA - MONROE - #5648	Completed		09/25/01	\$10,000.00	\$10,000.00	10/03/2001
#5649	1201	1996-5	LHBA - BOHMAN - #5649	Completed		09/25/01	\$7,815.00	\$7,815.00	10/03/2001
#5657	1211	2000-61	LARGO - WALSH - #5657	Completed		10/18/01	\$7,425.00	\$7,425.00	11/02/2001
#5658	1210	2000-61	LARGO - GLENNON - #5658	Completed		10/18/01	\$7,700.00	\$7,700.00	11/02/2001
#5659	1209	2000-61	LARGO - KING - #5659	Completed	13	10/18/01	\$7,340.00	\$7,340.00	11/02/2001
000066A	2397	2012-1	Joe's Creek Greenway Park Phase 4	Completed	03F	12/13/12	\$406,081.87	\$406,081.87	12/17/2014
000145A	2426	2009-6	Gooden Crossing Construction	Completed	03K	03/19/13	\$587,160.87	\$587,160.87	03/14/2014
000307A	2334	2010-19	HEP West Veterans Housing	Completed		10/31/11	\$1,808,338.73	\$1,808,338.73	05/22/2014
000357A	2362	2010-22	LDAL - Johnson - #000357A	Completed		06/14/12	\$6,065.78	\$6,065.78	06/22/2012
000358A	2364	2011-9	LDAL - Bruce - 000358A	Completed		06/14/12	\$21,065.78	\$21,065.78	06/22/2012
000490A	2363	2010-22	LDAL - Nichols - 000490A	Completed		06/14/12	\$6,128.57	\$6,128.57	06/22/2012
000491A	2366	2011-7	LSFR - Whitfield - 000491A	Completed		06/14/12	\$10,665.25	\$10,665.25	06/22/2012
000493A	2372	2011-7	LSFR - Luster - 000493A	Completed		06/15/12	\$64,381.87	\$64,381.87	06/22/2012
000494A	2368	2011-7	LSFR - Fowler - 000494A	Completed		06/14/12	\$61,174.64	\$61,174.64	06/22/2012
000495A	2367	2011-7	LSFR - Schuler - 000495A	Completed		06/14/12	\$32,675.86	\$32,675.86	06/22/2012
000499A	2359	2011-3	Dansville Phase IV	Open	03	06/13/12	\$87,651.71	\$87,651.71	02/05/2016
000500A	2371	2011-7	LSFR - Meyers - 000500A	Completed		06/15/12	\$32,036.93	\$32,036.93	06/22/2012
000573A	2387	2011-8	Magnolia Court Activity Delivery	Completed	01	10/24/12	\$1,850.38	\$1,850.38	10/26/2012
000996A	2360	2011-3	Greater Ridgecrest Area CleanUp	Completed	04	06/13/12	\$14,549.05	\$14,549.05	10/26/2012
001088A	2374	2011-4	Gulf Coast Jewish Family & Community Svcs.	Completed	03	07/06/12	\$37,254.00	\$37,254.00	07/07/2012
001089A	2361	2011-4	RCS Food Bank Roof Replacement	Completed	03	06/13/12	\$40,825.00	\$40,825.00	06/14/2012
001090A	2377	2011-4	RCS-The Haven Rehabilitation	Completed	03	07/06/12	\$38,340.00	\$38,340.00	07/07/2012
001091A	2380	2011-4	HEP -Roof Replacement - 701 Vine Ave	Completed	03C	07/06/12	\$6,354.00	\$6,354.00	07/07/2012
001092A	2379	2011-4	HEP -Roof Replacement - 1100 Garden Ave	Completed	03C	07/06/12	\$7,750.00	\$7,750.00	07/07/2012
001093A	2378	2011-4	HEP -Roof Replacement - 1107 Garden Ave	Completed	03C	07/06/12	\$8,990.00	\$8,990.00	07/07/2012
001094A	2381	2011-4	HEP -Roof Replacement - 1401 Garden Ave	Completed	03C	07/06/12	\$7,130.00	\$7,130.00	07/07/2012
001095A	2375	2010-19	VOA Sunrise Place	Completed	01	07/06/12	\$427,412.87	\$427,412.87	06/17/2014
001096A	2376	2007-23	Magnolia Court	Completed	01	07/06/12	\$362,527.26	\$362,527.26	11/27/2013
001096B	2382	2007-23	CHAF-Magnolia Court	Completed		07/25/12	\$1,546,115.75	\$1,546,115.75	02/24/2015
001191A	2386	2011-9	DAL - Cleveland - #001191A	Canceled		09/26/12	\$0.00	\$0.00	
001192A	2385	2011-9	LDAL - May - #001192A	Completed		09/26/12	\$26,104.37	\$26,104.37	09/27/2012
001193A	2384	2011-9	LDAL - Campbell - #001193A	Completed		09/26/12	\$26,104.37	\$26,104.37	09/27/2012
001194A	2395	2011-7	Holmer, Michael - 001194A	Completed		10/26/12	\$120,827.65	\$120,827.65	02/07/2013
001198A	2412	2010-21	DAL - Thomas - 001198A	Completed		01/29/13	\$6,040.92	\$6,040.92	02/08/2013
001199A	2400	2010-21	DAL - Goniwiecha - 001199A	Completed		01/23/13	\$6,040.92	\$6,040.92	02/08/2013
001209A	2413	2010-21	DAL - Wilkins - 001209A	Completed		01/29/13	\$6,005.00	\$6,005.00	02/08/2013
001210A	2414	2010-21	DAL - Thibodeau - 001210A	Completed		01/29/13	\$6,005.00	\$6,005.00	02/08/2013
001211A	2415	2010-21	DAL - Hoover/O'Neill - 001211A	Completed		02/06/13	\$5,935.00	\$5,935.00	02/08/2013
001212A	2401	2010-21	DAL - Vicheto - 001212A	Completed		01/23/13	\$5,965.00	\$5,965.00	02/08/2013
001213A	2416	2010-21	DAL Raczkowski - 001213A	Completed		01/29/13	\$6,005.00	\$6,005.00	02/08/2013
001214A	2417	2010-21	DAL - Maskal/Kirk - 001214A	Completed		01/29/13	\$6,045.00	\$6,045.00	02/08/2013
001215A	2418	2010-21	DAL - Prasad - 001215A	Completed		01/29/13	\$6,045.00	\$6,045.00	02/08/2013
001216A	2419	2010-21	DAL - Dacic - 001216A	Completed		01/29/13	\$5,965.00	\$5,965.00	02/08/2013
001217A	2420	2010-21	DAL - Erickson - 001217A	Completed		01/29/13	\$5,265.00	\$5,265.00	02/08/2013
001360A	2396	2011-9	LDAL - Robbins, Anthony - 001360A	Completed		10/26/12	\$5,500.00	\$5,500.00	01/26/2013
001362A	2421	2011-9	DAL - Minutolo - 001362A	Completed		02/05/13	\$4,715.00	\$4,715.00	02/08/2013
001363A	2425	2011-9	DAL - Bowling - 001363A	Completed		02/06/13	\$6,005.00	\$6,005.00	05/17/2013
001364A	2422	2011-9	DAL - Herbert - 001364A	Completed		02/05/13	\$5,965.00	\$5,965.00	02/08/2013
001365A	2423	2011-9	DAL - Lawrence - 001365A	Completed		02/05/13	\$6,005.00	\$6,005.00	02/08/2013
001366A	2424	2011-9	DAL - Keller - 001366A	Completed		02/05/13	\$6,005.00	\$6,005.00	02/08/2013
001368A	2388	2011-8	Transfiguration Manor Sr. Housing	Completed		10/25/12	\$708,242.41	\$708,242.41	02/24/2015
001370A	2393	2011-9	Reiman, Bryan - 001370A	Completed		10/26/12	\$5,965.00	\$5,965.00	02/08/2013
001371A	2391	2011-9	Kessen, Shannon - 001371A	Completed		10/26/12	\$5,965.00	\$5,965.00	02/08/2013
001372A	2390	2011-9	Graham - 001372A	Completed		10/26/12	\$5,965.00	\$5,965.00	02/08/2013
001373A	2392	2011-9	Dixon - 001373A	Completed		10/26/12	\$5,965.00	\$5,965.00	02/08/2013
001374A	2394	2011-9	Paz, Juana - 001374A	Completed		10/26/12	\$5,815.00	\$5,815.00	02/08/2013
001375A	2389	2011-9	Monterrosa-Baumbarger - 001375A	Completed		10/26/12	\$5,965.00	\$5,965.00	02/08/2013
001407A	2406	2012-3	City Pinellas Park Sidewalk/Streetscape	Completed	03L	01/28/13	\$100,000.00	\$100,000.00	11/27/2013
001408A	2399	2012-2	UPARC Harborside Studios Rehabilitation	Completed	03B	12/13/12	\$300,000.00	\$300,000.00	11/27/2013
001410A	2427	2012-1	Target Area Site Development	Completed	02	03/19/13	\$37,375.15	\$37,375.15	12/17/2014
001411A	2440	2012-6	Rental Housing Preservation Program Activity Delivery	Completed	14H	07/10/13	\$12,745.64	\$12,745.64	11/27/2013
001412A	2430	2012-6	Homeowner Preservation Program Delivery	Completed	14H	03/22/13	\$4,437.74	\$4,437.74	11/27/2013
001416A	2404	2012-3	Public Infrastructure Program Delivery	Completed	03	01/25/13	\$11,469.64	\$11,469.64	11/27/2013
001417A	2408	2012-2	Public Facilities Activity Delivery	Completed	03	01/28/13	\$17,229.25	\$17,229.25	08/30/2013

U.S. DEPARTMENT OF HOUSING AND URBAN
DEVELOPMENT
OFFICE OF COMMUNITY PLANNING AND
DEVELOPMENT
PR08 - Grantee Summary Activity Report

DATE: 12/8/2016
TIME: 12:58:00 PM
PAGE: 4/40

IDIS

Grantee Activity Number	IDIS Activity - ID	Pgm Yr Project	Activity Name	Act Stat	Matrix Code	Initial Funding Date	Funded Amount	Drawn Amount	Date of Last Draw
001424C	2436	2011-8	Cypress Pointe - CHAF	Completed		07/11/13	\$1,430,685.90	\$1,430,685.90	08/07/2015
001425A	2431	2012-6	Target Area Code Enforcement	Completed	15	04/22/13	\$36,017.04	\$36,017.04	11/27/2013
001565A	2434	2011-4	Directions for Mental Health Rehab	Completed	03	04/22/13	\$122,305.00	\$122,305.00	08/30/2013
001566A	2435	2011-4	Girls Incorporated of Pinellas Design	Completed	03D	04/22/13	\$30,000.00	\$30,000.00	08/30/2013
001567A	2433	2011-4	RCS Haven Outreach Center	Completed	03C	04/22/13	\$41,000.00	\$41,000.00	11/27/2013
001572A	2437	2011-7	LSFR - Keller - 001572A	Completed		05/16/13	\$15,601.58	\$15,601.58	05/17/2013
001577A	2445	2012-7	Habitat-46th Avenue Subdivision	Completed	01	11/26/13	\$190,488.50	\$190,488.50	11/27/2013
001578A	2438	2012-6	PARC - Burkett Villa Rehab	Completed	03B	07/10/13	\$90,324.94	\$90,324.94	08/30/2013
001579A	2439	2012-6	PARC Curry Villa Rehab	Completed	03B	07/10/13	\$152,341.94	\$152,341.94	08/30/2013
001580A	2443	2012-6	PCHF - 8631 Orchid Dr.	Completed	14G	08/28/13	\$161,925.54	\$161,925.54	04/22/2015
001582A	2442	2012-8	LDPA - Ramos - #001582A	Completed		07/10/13	\$6,000.00	\$6,000.00	07/13/2013
001657A	2441	2012-8	LDAL - Rothwell - #001657A	Completed		07/10/13	\$26,000.00	\$26,000.00	07/13/2013
001658A	2444	2012-8	LDPA - Rondeau - 001658A	Completed		09/26/13	\$26,000.00	\$26,000.00	05/21/2014
001668A	2409	2012-4	COC Homeless Match - Directions Operations	Completed	05O	01/28/13	\$117,000.00	\$117,000.00	11/27/2013
001853A	2463	2013-6	LSFR - Lowe/Cook - #001853A	Completed		08/27/14	\$136,965.13	\$136,965.13	02/24/2015
001854A	2460	2012-6	LSFR - Moore - #001854A	Completed		05/07/14	\$46,758.49	\$46,758.49	05/22/2014
001855A	2461	2012-6	LSFR - Pence/Childress - #001855A	Completed		05/07/14	\$46,167.12	\$46,167.12	05/22/2014
001861A	2453	2013-1	Target Area Improvement Program Activity Delivery	Completed	03	03/10/14	\$64,189.53	\$64,189.53	12/17/2014
001863A	2454	2013-3	Public Infrastructure Program Activity Delivery	Completed	03	03/10/14	\$21,188.64	\$21,188.64	12/17/2014
	2484	2014-4	Public Infrastructure Program Activity Delivery	Completed	03	03/03/15	\$14,533.95	\$14,533.95	11/05/2015
001864A	2455	2013-2	Public Facilities Program Activity Delivery	Completed	03	03/10/14	\$29,263.02	\$29,263.02	12/17/2014
001869A	2456	2013-1	Target Area Pre-Development Activities	Completed	03	03/10/14	\$48,178.00	\$48,178.00	12/17/2014
001870A	2450	2013-1	Lealman Code Enforcement	Completed	15	03/10/14	\$51,854.10	\$51,854.10	12/17/2014
001964A	2465	2013-6	PCHA-Landings at Cross Bayou	Completed		09/12/14	\$303,040.64	\$303,040.64	02/24/2015
002007A	2452	2013-4	Directions for Living Operations	Completed	05O	03/10/14	\$72,676.83	\$72,676.83	12/17/2014
002008A	2451	2013-4	GRA YMCA-Omni Center Operations	Completed	05	03/10/14	\$235,000.00	\$235,000.00	11/05/2014
002013A	2459	2013-2	RCS Facility Construction	Completed	03C	04/29/14	\$300,000.00	\$300,000.00	11/05/2014
002014A	2467	2013-3	City of Dunedin Streetscape & Sidewalk	Completed	03K	09/24/14	\$205,500.00	\$205,500.00	11/05/2014
002017A	2464	2013-7	Pinellas Hope III	Open		09/11/14	\$207,500.00	\$187,190.21	09/28/2016
002019A	2486	2013-3	City of Oldsmar Street Resurfacing Project	Completed	03K	03/03/15	\$87,500.00	\$87,500.00	03/17/2015
002020A	2489	2013-3	City of Indian Rocks Beach Sidewalk Project	Completed	03K	03/03/15	\$300,000.00	\$300,000.00	08/19/2015
002021A	2466	2013-1	Greater Ridgecrest Cleanup (13/14)	Completed	05V	09/24/14	\$11,520.35	\$11,520.35	12/17/2014
	2506	2014-1	Greater Ridgecrest Cleanup (14/15)	Completed	05V	08/17/15	\$14,479.77	\$14,479.77	09/29/2015
002069A	2458	2013-1	Central Lealman Sidewalks	Completed	03L	04/29/14	\$231,902.74	\$231,902.74	03/17/2015
002201A-D	2516	2014-1	Central Lealman Joe's Creek Park 14-15-Design	Open	03F	11/04/15	\$150,000.00	\$64,803.89	11/05/2016
002331A	2479	2013-8	LDPA - Kinderberg - #002331A	Completed		02/24/15	\$26,205.00	\$26,205.00	02/26/2016
002340A	2483	2014-1	Target Area Improvement Program Activity Delivery	Completed	03	03/03/15	\$16,171.53	\$16,171.53	11/05/2015
002343A	2482	2014-3	Public Facilities Program Activity Delivery	Completed	03	03/03/15	\$32,740.40	\$32,740.40	11/05/2015
002345A	2472	2013-7	Duval Park	Completed		09/29/14	\$807,876.34	\$807,876.34	09/28/2016
002374A	2491	2013-7	Whispering Palms	Completed		03/27/15	\$956,346.92	\$956,346.92	09/27/2016
002375A	2485	2013-6	Sandpebble Apartments	Open	14B	03/03/15	\$400,000.00	\$352,890.55	11/05/2016
002376A	2481	2014-1	Lealman Code Enforcement 14/15	Completed	15	02/27/15	\$54,447.63	\$54,447.63	11/05/2015
002382A	2488	2014-3	Girls, Inc. Facility Rehabilitation	Completed	03D	03/03/15	\$323,745.00	\$323,745.00	08/19/2015
002383A	2480	2014-1	Target Area Pre-Development	Completed	03	02/27/15	\$61,127.57	\$61,127.57	11/05/2015
002385A	2487	2014-5	GRA YMCA-Omni Center Operations	Completed	05	03/03/15	\$235,000.00	\$235,000.00	09/29/2015
002442A	2494	2014-5	Catholic Charities Pinellas Hope Operations	Completed	03T	04/20/15	\$40,000.00	\$40,000.00	06/19/2015
002443A	2490	2014-5	Pinellas Opportunity Council Chore Services	Completed	05A	03/17/15	\$30,000.00	\$30,000.00	11/05/2015
	2531	2015-4	Pinellas Opportunity Council Chore Services	Completed	05A	03/25/16	\$29,999.98	\$29,999.98	11/05/2016
002484A	2493	2014-4	Demolition and Clearance 14/15-CD14DEMO1	Completed	04	04/20/15	\$6,270.01	\$6,270.01	04/22/2015
002493A	2496	2014-1	Omni Center Facility Rehabilitation	Completed	03E	06/24/15	\$110,050.00	\$110,050.00	09/29/2015
002494A	2503	2014-3	Gulf Coast Jewish Family & Community Services Facility Rehabilitation	Completed	03	07/08/15	\$38,701.50	\$38,701.50	11/05/2015
002543A	2501	2014-3	LCHC Cops n Kids Facility Rehabilitation - 555	Completed	03E	07/08/15	\$34,200.22	\$34,200.22	11/05/2015
002544A	2502	2014-3	LCHC Cops N Kids Facility Rehabilitation - 560	Completed	03E	07/08/15	\$24,670.02	\$24,670.02	11/05/2015
002548A	2512	2014-8	Parkside Commons - 002548A	Completed		09/22/15	\$502,679.81	\$502,679.81	09/27/2016
002551A	2505	2014-9	Meltzer, Mark - 002551A	Completed		07/31/15	\$24,455.00	\$24,455.00	02/26/2016
002559A	2495	2014-3	RCS Grace House Facility Rehabilitation	Completed	03C	06/16/15	\$116,961.08	\$116,961.08	09/29/2015
002560A	2500	2014-1	Police Athletic League Facility Rehabilitation	Completed	03E	07/08/15	\$187,649.00	\$187,649.00	02/26/2016
002565A	2507	2014-7	LSFR-Cook-002565A	Completed		09/16/15	\$181,628.63	\$181,628.63	02/26/2016
002566A	2497	2014-3	WestCare Gulfcoast FL Turning Point Facility Rehabilitation	Completed	03C	06/24/15	\$22,165.75	\$22,165.75	02/05/2016
002567A	2498	2014-3	PEMHS Facility Rehabilitation	Completed	03P	07/08/15	\$52,000.00	\$52,000.00	08/19/2015
002606A	2504	2014-5	LCHC HomeShare Program Operations	Completed	05	07/09/15	\$13,584.00	\$13,584.00	11/05/2015
002612A	2517	2014-7	The Villages at Tarpon	Open		11/12/15	\$1,510,000.51	\$1,106,944.46	09/28/2016
002632A	2499	2014-5	Police Athletic League Operations	Completed	05	07/08/15	\$25,000.00	\$25,000.00	11/05/2015

U.S. DEPARTMENT OF HOUSING AND URBAN
DEVELOPMENT
OFFICE OF COMMUNITY PLANNING AND
DEVELOPMENT
PR08 - Grantee Summary Activity Report

DATE: 12/8/2016
TIME: 12:58:00 PM
PAGE: 5/40

IDIS

Grantee Activity Number	IDIS Activity - ID	Pgm Yr - Project	Activity Name	Act Stat	Matrix Code	Initial Funding Date	Funded Amount	Drawn Amount	Date of Last Draw
002654A	2514	2013-6	HEP Family Shelter Rehab - Units 1 & 2	Completed	03C	09/23/15	\$40,000.00	\$40,000.00	02/05/2016
002668A	2515	2014-7	LSFR - Brown - 002668A	Completed		09/24/15	\$35,973.71	\$35,973.71	02/26/2016
002669A	2513	2014-7	LSR - Anderoos - 002669A	Completed		09/23/15	\$41,768.62	\$41,768.62	02/26/2016
002670A	2511	2014-9	LDPL - Nordaas - 002670A	Completed		09/22/15	\$26,205.00	\$26,205.00	02/26/2016
002671A	2510	2014-9	LDPL - Tovar - 002671A	Completed		09/22/15	\$26,205.00	\$26,205.00	02/26/2016
002672A	2509	2014-9	DPL - Mazzaresse - 002672A	Completed		09/22/15	\$8,030.00	\$8,030.00	02/26/2016
002673A	2508	2014-9	LDPL - Ortega - 002673A	Completed		09/22/15	\$26,245.00	\$26,245.00	02/26/2016
002730A	2520	2015-1	Target Area Improvement Program Activity Delivery 15/16	Completed	03	01/27/16	\$21,988.50	\$21,988.50	11/05/2016
002731A	2521	2015-3	Public Infrastructure Program Activity Delivery 15/16	Completed	03	01/27/16	\$22,411.90	\$22,411.90	11/05/2016
002732A	2522	2015-2	Public Facilities Program Activity Delivery 15/16	Completed	03	01/27/16	\$33,509.11	\$33,509.11	11/05/2016
002736A	2518	2015-1	NRSA/Target Area Pre-Development 15/16	Completed	03	01/27/16	\$41,901.37	\$41,901.37	11/05/2016
002740A	2523	2015-1	Lealman Code Enforcement 15/16	Completed	15	01/27/16	\$32,090.56	\$32,090.56	11/05/2016
002837A	2543	2015-1	The Arc Tampa Bay Long Center Rehabilitation	Completed	03B	07/06/16	\$25,645.00	\$25,645.00	07/22/2016
002842A	2533	2015-4	Lighthouse of Pinellas Operations	Completed	05B	04/20/16	\$20,000.00	\$20,000.00	04/22/2016
002843A	2539	2015-4	Gulfcoast Legal Services Fair Housing Program Operations	Completed	05J	07/06/16	\$21,444.00	\$21,444.00	11/05/2016
002845A	2530	2015-4	Omni Center Operations	Completed	05	03/25/16	\$235,000.00	\$235,000.00	09/28/2016
002847A	2529	2015-2	Religious Community Services Food Bank Rehabilitation	Completed	03	06/21/16	\$39,331.47	\$39,331.47	07/19/2016
002848A	2545	2015-1	Highpoint YMCA Facility Rehab 15/16	Completed	03E	07/20/16	\$165,165.00	\$165,165.00	11/05/2016
002852A	2538	2015-1	Pinellas County Urban Young Life Facility Rehabilitation	Completed	03E	05/17/16	\$10,742.40	\$10,742.40	11/05/2016
002853A	2540	2015-4	Directions for Living Operations	Completed	05O	07/06/16	\$126,243.85	\$126,243.85	11/05/2016
002854A	2532	2015-1	Lealman and Asian Neighborhood Family Center Acquisition and Expansion	Open	01	03/25/16	\$275,743.00	\$102,120.55	11/05/2016
002855A	2534	2015-2	Kimberly Home Acquisition	Open	01	05/17/16	\$154,201.00	\$133,233.34	11/05/2016
002900A	2536	2014-4	Demolition/Clearance (14/15) Willow Way Demo	Open	04	05/17/16	\$20,000.00	\$7,830.27	11/05/2016
002905A	2537	2015-1	Walter Relocation: LANFC Acquisition/Relocation	Completed	08	05/17/16	\$1,521.00	\$1,521.00	06/22/2016
002906A	2535	2015-1	Dunbar Relocation: LANFC Acquisition/Relocation	Open	08	05/17/16	\$8,500.00	\$7,848.34	09/28/2016
002914A	2542	2015-3	City of Dunedin Streetscape Project	Completed	03K	07/06/16	\$225,000.00	\$225,000.00	11/05/2016
002915A	2546	2015-3	City of Gulfport Streetscape	Completed	03K	09/26/16	\$300,000.00	\$300,000.00	11/05/2016
002962A	2547	2015-2	CASA Facility Rehabilitation	Open	03	09/28/16	\$300,000.00	\$224,056.35	11/05/2016
002963A	2548	2015-2	Family Resources Facility Rehabilitation	Completed	03C	11/04/16	\$13,000.00	\$13,000.00	11/05/2016
002964A	2544	2015-4	Police Athletic League Operations 15/16	Completed	05	07/20/16	\$18,087.00	\$18,087.00	07/22/2016
002967A	2541	2013-6	Wind Tree Village - Housing Preservation	Open	14B	07/06/16	\$251,865.00	\$973.05	11/05/2016
003017A	2551	2015-8	RCS Grace House Operations 15/16	Open		11/16/16	\$60,000.00	\$0.00	
003018A	2549	2014-6	CASA Operations	Completed		10/14/16	\$41,000.00	\$41,000.00	10/21/2016
0582400006	5	1994-1	BOCC PINELLAS COUNTY	Completed		10/21/92	\$1,738.90	\$1,738.90	04/02/1997
0582400007	6	1994-1	BOCC PINELLAS COUNTY	Completed		10/21/92	\$14,000.00	\$14,000.00	04/02/1997
0582400008	7	1994-1	BOCC PINELLAS COUNTY	Completed		10/21/92	\$6,681.10	\$6,681.10	04/02/1997
0582400009	8	1994-1	BOCC PINELLAS COUNTY	Completed		10/21/92	\$15,000.00	\$15,000.00	04/02/1997
0582400010	9	1994-1	PINELLAS COUNTY-CNSRT	Completed		10/20/92	\$1,103,912.00	\$1,103,912.00	04/02/1997
0582400011	10	1994-1	BOCC PINELLAS COUNTY	Completed		11/24/92	\$16,972.25	\$16,972.25	04/02/1997
0582400012	11	1994-1	CNSRT-PINELLAS COUNTY	Completed		11/24/92	\$14,500.00	\$14,500.00	04/02/1997
0582400013	12	1994-1	BOCC PINELLAS COUNTY	Completed		11/24/92	\$6,043.55	\$6,043.55	04/02/1997
0582400014	13	1994-1	PINELLAS COUNTY-CNSRT	Completed		12/10/92	\$23,515.85	\$23,515.85	04/02/1997
0582400015	14	1994-1	BOCC PINELLAS COUNTY	Completed		01/07/93	\$8,717.98	\$8,717.98	04/02/1997
0582400016	15	1994-1	CNSRT-PINELLAS COUNTY	Completed		01/22/93	\$20,459.25	\$20,459.25	04/02/1997
0582400018	17	1994-1	CNSRT-PINELLAS COUNTY	Completed		02/25/93	\$9,478.05	\$9,478.05	04/02/1997
0582400019	18	1994-1	PINELLAS COUNTY-CNSRT	Completed		05/27/93	\$7,416.75	\$7,416.75	04/02/1997
0582400020	19	1994-1	PINELLAS COUNTY-CNSRT	Completed		05/27/93	\$9,503.10	\$9,503.10	04/02/1997
0582400021	20	1994-1	PINELLAS COUNTY-CNSRT	Completed		07/07/93	\$27,354.95	\$27,354.95	04/02/1997
0582400022	21	1994-1	PINELLAS COUNTY-CNSRT	Completed		09/09/93	\$1,762.00	\$1,762.00	04/02/1997
0582400023	22	1994-1	PINELLAS COUNTY-CNSRT	Completed		09/23/93	\$1,650.00	\$1,650.00	04/02/1997
0582400024	23	1994-1	PINELLAS COUNTY-CNSRT	Completed		09/23/93	\$1,860.00	\$1,860.00	04/02/1997
0582400025	24	1994-1	PINELLAS COUNTY-CNSRT	Completed		09/23/93	\$1,890.00	\$1,890.00	04/02/1997
0582400026	25	1994-1	PINELLAS COUNTY-CNSRT	Completed		09/29/93	\$1,713.00	\$1,713.00	04/02/1997
0582400027	26	1994-1	PINELLAS COUNTY-CNSRT	Completed		09/29/93	\$1,000.00	\$1,000.00	04/02/1997
0582400028	27	1994-1	PINELLAS COUNTY-CNSRT	Completed		09/29/93	\$12,240.00	\$12,240.00	04/02/1997
0582400029	28	1994-1	PINELLAS COUNTY-CNSRT	Completed		10/01/93	\$10,410.00	\$10,410.00	04/02/1997
0582400030	29	1994-1	PINELLAS COUNTY-CNSRT	Completed		10/06/93	\$17,603.10	\$17,603.10	04/02/1997
0582400031	30	1994-1	PINELLAS COUNTY-CNSRT	Completed		10/14/93	\$1,890.00	\$1,890.00	04/02/1997
0582400032	31	1994-1	PINELLAS COUNTY-CNSRT	Completed		10/19/93	\$10,151.55	\$10,151.55	04/02/1997
0582400034	32	1994-1	PINELLAS COUNTY-CNSRT	Completed		10/19/93	\$1,887.00	\$1,887.00	04/02/1997
0582400035	33	1994-1	PINELLAS COUNTY-CNSRT	Completed		10/29/93	\$39,324.26	\$39,324.26	04/02/1997
0582400037	34	1994-1	PINELLAS COUNTY-CNSRT	Completed		11/15/93	\$7,250.00	\$7,250.00	04/02/1997
0582400038	35	1994-1	PINELLAS COUNTY-CNSRT	Completed		11/15/93	\$2,137.00	\$2,137.00	04/02/1997

U.S. DEPARTMENT OF HOUSING AND URBAN
DEVELOPMENT
OFFICE OF COMMUNITY PLANNING AND
DEVELOPMENT
PR08 - Grantee Summary Activity Report

DATE: 12/8/2016
TIME: 12:58:00 PM
PAGE: 6/40

IDIS

Grantee Activity Number	IDIS Activity - ID	Pgm Yr Project	Activity Name	Act Stat	Matrix Code	Initial Funding Date	Funded Amount	Drawn Amount	Date of Last Draw
0582400039	36	1994-1	PINELLAS COUNTY-CNSRT	Completed		11/15/93	\$1,437.00	\$1,437.00	04/02/1997
0582400040	37	1994-1	PINELLAS COUNTY-CNSRT	Completed		11/15/93	\$1,947.00	\$1,947.00	04/02/1997
0582400041	38	1994-1	PINELLAS COUNTY-CNSRT	Completed		11/15/93	\$1,497.00	\$1,497.00	04/02/1997
0582400042	39	1994-1	PINELLAS COUNTY-CNSRT	Completed		11/22/93	\$602,000.00	\$602,000.00	04/02/1997
0582400043	40	1994-1	PINELLAS COUNTY-CNSRT	Completed		11/29/93	\$1,680.00	\$1,680.00	04/02/1997
0582400044	41	1994-1	PINELLAS COUNTY-CNSRT	Completed		11/29/93	\$1,860.00	\$1,860.00	04/02/1997
0582400049	42	1994-1	PINELLAS COUNTY-CNSRT	Completed		12/07/93	\$1,797.00	\$1,797.00	04/02/1997
0582400050	43	1994-1	PINELLAS COUNTY-CNSRT	Completed		12/13/93	\$2,097.00	\$2,097.00	04/02/1997
0582400051	44	1994-1	PINELLAS COUNTY-CNSRT	Completed		12/13/93	\$1,000.00	\$1,000.00	04/02/1997
0582400052	45	1994-1	PINELLAS COUNTY-CNSRT	Completed		12/13/93	\$28,779.30	\$28,779.30	04/02/1997
0582400053	46	1994-1	PINELLAS COUNTY-CNSRT	Completed		12/14/93	\$1,830.00	\$1,830.00	04/02/1997
0582400054	47	1994-1	PINELLAS COUNTY-CNSRT	Completed		12/20/93	\$1,497.00	\$1,497.00	04/02/1997
0582400055	48	1994-1	PINELLAS COUNTY-CNSRT	Completed		12/20/93	\$1,230.00	\$1,230.00	04/02/1997
0582400056	49	1994-1	PINELLAS COUNTY-CNSRT	Completed		12/22/93	\$2,100.00	\$2,100.00	04/02/1997
0582400057	50	1994-1	PINELLAS COUNTY-CNSRT	Completed		12/22/93	\$1,665.00	\$1,665.00	04/02/1997
0582400058	51	1994-1	PINELLAS COUNTY-CNSRT	Completed		12/28/93	\$1,695.00	\$1,695.00	04/02/1997
0582400059	52	1994-1	PINELLAS COUNTY-CNSRT	Completed		01/04/94	\$1,725.00	\$1,725.00	04/02/1997
0582400060	53	1994-1	PINELLAS COUNTY-CNSRT	Completed		01/31/94	\$1,197.00	\$1,197.00	04/02/1997
0582400062	54	1994-1	PINELLAS COUNTY-CNSRT	Completed		01/31/94	\$113,878.42	\$113,878.42	04/02/1997
0582400063	55	1994-1	PINELLAS COUNTY-CNSRT	Completed		02/18/94	\$1,440.00	\$1,440.00	04/02/1997
0582400065	56	1994-1	PINELLAS COUNTY-CNSRT	Completed		02/18/94	\$2,010.00	\$2,010.00	04/02/1997
0582400067	57	1994-1	PINELLAS COUNTY-CNSRT	Completed		02/17/94	\$1,380.00	\$1,380.00	04/02/1997
0582400068	58	1994-1	PINELLAS COUNTY-CNSRT	Completed		02/23/94	\$13,388.90	\$13,388.90	04/02/1997
0582400069	59	1994-1	PINELLAS COUNTY-CNSRT	Completed		02/28/94	\$1,545.00	\$1,545.00	04/02/1997
0582400070	60	1994-1	PINELLAS COUNTY-CNSRT	Completed		02/28/94	\$3,770.00	\$3,770.00	04/02/1997
0582400071	61	1994-1	PINELLAS COUNTY-CNSRT	Completed		03/07/94	\$30,941.10	\$30,941.10	04/02/1997
0582400072	62	1994-1	PINELLAS COUNTY-CNSRT	Completed		03/07/94	\$1,350.00	\$1,350.00	04/02/1997
0582400073	63	1994-1	PINELLAS COUNTY-CNSRT	Completed		03/08/94	\$1,197.00	\$1,197.00	04/02/1997
0582400075	64	1994-1	PINELLAS COUNTY-CNSRT	Completed		04/11/94	\$5,360.00	\$5,360.00	04/02/1997
0582400076	65	1994-1	PINELLAS COUNTY-CNSRT	Completed		04/11/94	\$1,440.00	\$1,440.00	04/02/1997
0582400077	66	1994-1	PINELLAS COUNTY-CNSRT	Completed		04/07/94	\$1,587.00	\$1,587.00	04/02/1997
0582400078	67	1994-1	PINELLAS COUNTY-CNSRT	Completed		04/22/94	\$1,305.00	\$1,305.00	04/02/1997
0582400079	68	1994-1	PINELLAS COUNTY-CNSRT	Completed		04/22/94	\$1,372.00	\$1,372.00	04/02/1997
0582400080	69	1994-1	PINELLAS COUNTY-CNSRT	Completed		04/29/94	\$32,818.15	\$32,818.15	04/02/1997
0582400082	70	1994-1	PINELLAS COUNTY-CNSRT	Completed		05/11/94	\$5,496.00	\$5,496.00	04/02/1997
0582400083	71	1994-1	PINELLAS COUNTY-CNSRT	Completed		05/19/94	\$1,545.00	\$1,545.00	04/02/1997
0582400084	72	1994-1	PINELLAS COUNTY-CNSRT	Completed		06/01/94	\$1,515.00	\$1,515.00	04/02/1997
0582400085	73	1994-1	PINELLAS COUNTY-CNSRT	Completed		06/07/94	\$5,100.00	\$5,100.00	04/02/1997
0582400086	74	1994-1	PINELLAS COUNTY-CNSRT	Completed		10/27/94	\$5,259.05	\$5,259.05	04/02/1997
0582400087	75	1994-1	PINELLAS COUNTY-CNSRT	Completed		09/18/95	\$27,174.90	\$27,174.90	04/02/1997
0582400088	76	1994-1	BORDA - BOOT RANCH	Completed		11/27/95	\$1,600,000.00	\$1,600,000.00	04/02/1997
0777900001	108	1994-1	PINELLAS COUNTY-CNSRT	Completed		06/26/95	\$435,000.00	\$435,000.00	04/02/1997
1406	561	1998-11	LIL - BORKOWSKI - #1406	Completed	14A	10/01/98	\$3,333.50	\$3,333.50	05/28/1999
1537	277	1996-14	LIL - GREEN - #1537	Completed	14A	10/01/96	\$8.45	\$8.45	06/26/1997
1724	567	1998-11	LIL - NOTRO - #1724	Completed	14A	10/01/98	\$13,723.95	\$13,723.95	05/28/1999
1821000001	87	1994-1	PINELLAS COUNTY-CNSRT	Completed		11/15/93	\$55,203.31	\$55,203.31	04/02/1997
1821000002	88	1994-1	PINELLAS COUNTY-CNSRT	Completed		11/15/93	\$57,353.16	\$57,353.16	04/02/1997
1821000003	89	1994-1	PINELLAS COUNTY-CNSRT	Completed		01/24/94	\$66,092.00	\$66,092.00	04/02/1997
1821000004	90	1994-1	PINELLAS COUNTY-CNSRT	Completed		02/03/94	\$65,700.00	\$65,700.00	04/02/1997
1821000005	91	1994-1	PINELLAS COUNTY-CNSRT	Completed		04/22/94	\$65,431.62	\$65,431.62	04/02/1997
1821000006	92	1994-1	PINELLAS COUNTY-CNSRT	Completed		10/04/94	\$56,000.00	\$56,000.00	04/02/1997
1821000007	93	1994-1	PINELLAS COUNTY-CNSRT	Completed		02/13/95	\$42,000.00	\$42,000.00	04/02/1997
1821000008	94	1994-1	PINELLAS COUNTY-CNSRT	Completed		03/01/95	\$66,357.84	\$66,357.84	04/02/1997
1821000009	95	1994-1	PINELLAS COUNTY-CNSRT	Completed		05/10/95	\$62,300.00	\$62,300.00	04/02/1997
1821000010	96	1994-1	PINELLAS COUNTY-CNSRT	Completed		06/20/95	\$52,119.00	\$52,119.00	04/02/1997
1821000011	97	1994-1	PINELLAS COUNTY-CNSRT	Completed		06/19/95	\$55,445.00	\$55,445.00	04/02/1997
1821000012	98	1994-1	PINELLAS COUNTY-CNSRT	Completed		11/29/95	\$77,371.02	\$77,371.02	04/02/1997
1821000013	99	1994-1	PINELLAS COUNTY-CNSRT	Completed		12/12/95	\$50,554.21	\$50,554.21	04/02/1997
1821000014	100	1994-1	PINELLAS COUNTY-CNSRT	Completed		01/24/96	\$68,100.00	\$68,100.00	04/02/1997
1821000015	101	1994-1	PINELLAS COUNTY-CNSRT	Completed		05/07/96	\$59,966.07	\$59,966.07	04/02/1997
1821000016	102	1994-1	PINELLAS COUNTY-CNSRT	Completed		06/24/96	\$65,500.00	\$65,500.00	04/02/1997
1821000017	103	1994-1	CNHS - WILLIAMS #2798	Completed		10/24/96	\$78,300.00	\$78,300.00	09/26/1997
1821000018	104	1994-1	CNHS - WILSON #2799	Completed		10/24/96	\$69,300.00	\$69,300.00	09/26/1997
1821000019	105	1994-1	CNHS - SIMMONS #2800	Completed		10/24/96	\$57,880.00	\$57,880.00	09/26/1997
1821000020	106	1994-1	CNHS - COLLINS #2898	Completed		02/19/97	\$64,569.00	\$64,569.00	09/26/1997

U.S. DEPARTMENT OF HOUSING AND URBAN
DEVELOPMENT
OFFICE OF COMMUNITY PLANNING AND
DEVELOPMENT
PR08 - Grantee Summary Activity Report

DATE: 12/8/2016
TIME: 12:58:00 PM
PAGE: 7/40

IDIS

Grantee Activity Number	IDIS Activity - ID	Pgm Yr Project	Activity Name	Act Stat	Matrix Code	Initial Funding Date	Funded Amount	Drawn Amount	Date of Last Draw
1872	585	1998-11	LIL - TARGAKIS - #1872	Completed	14A	10/01/98	\$2,916.50	\$2,916.50	09/17/1999
2	2447	2012-5	ES12 Rapid Re-housing	Completed		11/26/13	\$143,586.05	\$143,586.05	03/18/2015
2129	321	1996-1	SANDPEBBLE APARTMENTS	Completed	12	06/20/97	\$474,574.00	\$474,574.00	03/03/1999
2252	692	1998-11	LIL - BALNICKY - #2252	Completed	14A	10/01/98	\$3,222.55	\$3,222.55	09/17/1999
2392	292	1996-12	SUP - COVENANT FOUNDATION #2392	Completed	14B		\$0.00	\$0.00	
2722	272	1996-14	LIL - EVANS - #2722	Completed	14A		\$0.00	\$0.00	
2731	273	1996-14	LIL - DAVIS - #2731	Completed	14A		\$0.00	\$0.00	
2759	270	1996-14	LIL - EPP - #2759	Completed	14A		\$0.00	\$0.00	
2763	267	1996-14	LIL - YELVERTON - #2763	Completed	14A		\$0.00	\$0.00	
2767	296	1996-12	RPI - HILBERT #2767	Completed	14B		\$0.00	\$0.00	
2774	295	1996-12	RPI - POINDEXTER	Completed	14B		\$0.00	\$0.00	
2778	323	1996-14	ILP - COVENANT FOUND. - #2778	Completed	14A		\$0.00	\$0.00	
2781	293	1996-12	RPI - MICKLE #2781	Completed	14B	09/26/96	\$32,600.00	\$32,600.00	06/26/1997
2786	377	1996-12	RPI - JOHNSON - #2786	Completed	14B		\$0.00	\$0.00	
2788	279	1996-14	LIL - WALKER - #2788	Completed	14A		\$0.00	\$0.00	
2791	286	1996-12	RPI - RATLIFF #2791	Completed	14B	10/11/96	\$3,800.00	\$3,800.00	07/22/1997
2792	285	1996-12	RPI - KORRAT	Completed	14B		\$0.00	\$0.00	
2794	278	1996-14	RPI - CAREW - #2794	Completed	14A		\$0.00	\$0.00	
2795	276	1996-14	RPI - CAREW - #2795	Completed	14A		\$0.00	\$0.00	
2804	284	1996-12	RPI - BELL	Completed	14B		\$0.00	\$0.00	
2810	282	1996-12	RPI - BLEVINS #2810	Completed	14B		\$0.00	\$0.00	
2814	280	1996-14	RPI - VALLONE - #2814	Completed	14A		\$0.00	\$0.00	
2822	300	1996-5	LARGO - BAILEY #2822	Completed		11/18/96	\$8,350.00	\$8,350.00	09/26/1997
2823	301	1996-5	LARGO - SNYDER #2823	Completed		11/18/96	\$4,959.13	\$4,959.13	09/26/1997
2824	302	1996-5	LARGO - HUNTER	Completed		11/18/96	\$9,352.00	\$9,352.00	09/26/1997
2825	303	1996-5	LARGO - LARSON	Completed		11/18/96	\$8,150.00	\$8,150.00	09/26/1997
2828	283	1996-12	RPI - TRESH #2828	Completed	14B		\$0.00	\$0.00	
2839	268	1996-14	RPI - SORELLE - #2839	Completed	14A		\$0.00	\$0.00	
2842	290	1996-12	RPI - HO #2842	Completed	14B	12/11/96	\$9,200.00	\$9,200.00	06/26/1997
2851	291	1996-12	RPI - GOO #2851	Completed	14B	05/07/97	\$8,250.00	\$8,250.00	06/26/1997
2854	305	1996-4	CLW - HUNTER - #2854	Completed		12/20/96	\$21,171.75	\$21,171.75	04/29/1998
2856	308	1996-4	CLW - FEROBEN - #2856	Completed		12/20/96	\$29,497.50	\$29,497.50	04/29/1998
2859	311	1996-4	CLW - STANINZESKI - #2859	Completed		12/20/96	\$7,433.25	\$7,433.25	04/29/1998
2863	443	1996-4	CLW - HUTCHINSON - #2863	Completed		09/30/97	\$19,742.13	\$19,742.13	04/29/1998
2864	445	1996-4	CLW - LONGWORTH - #2864	Completed		09/30/97	\$28,473.08	\$28,473.08	04/29/1998
2865	442	1996-4	CLW - FEIDLER - #2865	Completed		09/30/97	\$14,445.00	\$14,445.00	04/29/1998
2866	309	1996-4	CLW - CASSARA - #2866	Completed		12/20/96	\$30,000.00	\$30,000.00	04/29/1998
2867	448	1996-4	CLW - WAGGETT - #2867	Completed		09/30/97	\$20,000.00	\$20,000.00	04/29/1998
2868	310	1996-4	CLW - CRAIG - #2868	Completed		12/20/96	\$36,000.00	\$36,000.00	04/29/1998
2869	444	1996-4	CLW - JELKS - #2869	Completed		09/30/97	\$26,394.25	\$26,394.25	04/29/1998
2870	446	1996-4	CLW - MINNIEFIELD - #2870	Completed		10/01/97	\$25,000.00	\$25,000.00	04/29/1998
2871	447	1996-4	CLW - SCHWARTZ - #2871	Completed		09/30/97	\$27,500.00	\$27,500.00	04/29/1998
2886	289	1996-12	RPI - CASSIDY #2886	Completed	14B	02/03/97	\$8,000.00	\$8,000.00	06/26/1997
2889	271	1996-14	LIL - ROSKI - #2889	Completed	14A	05/26/97	\$19,651.45	\$19,651.45	06/26/1997
2896	287	1996-12	RPI - STANG #2896	Completed	14B		\$0.00	\$0.00	
2897	281	1996-14	LIL - ZVOSECHZ - #2897	Completed	14A		\$0.00	\$0.00	
2900	307	1996-5	LARGO - KALIVAS	Completed		02/24/97	\$10,000.00	\$10,000.00	09/26/1997
2901	312	1996-5	LARGO - SWEARINGEN	Completed		02/24/97	\$9,154.53	\$9,154.53	09/26/1997
2902	313	1996-5	LARGO - MASSELL	Completed		02/24/97	\$7,725.00	\$7,725.00	09/26/1997
2903	314	1996-5	LARGO - HALEY	Completed		02/24/97	\$3,900.00	\$3,900.00	09/26/1997
2904	315	1996-5	LARGO - SVEDA	Completed		02/24/97	\$10,000.00	\$10,000.00	09/26/1997
2905	316	1996-5	LARGO - CONTE	Completed		02/24/97	\$6,600.00	\$6,600.00	09/26/1997
2906	317	1996-5	LARGO - KELLY	Completed		02/24/97	\$7,000.00	\$7,000.00	09/26/1997
2919	331	1996-12	RPI - MITCHELL #2919	Completed	14B	07/01/97	\$22,997.00	\$22,997.00	07/23/1997
2924	328	1996-12	RPI - OLSEN - #2924	Completed	14B	06/19/97	\$18,000.00	\$18,000.00	07/22/1997
2931	327	1996-14	RPI - CAREW - #2778	Completed	14A	07/01/97	\$3,000.00	\$3,000.00	07/16/1997
2936	288	1996-12	RPI - MICKLE #2936	Completed	14B	04/04/97	\$14,000.00	\$14,000.00	06/26/1997
2961	274	1996-14	ILP - AVERILL - #2961	Completed	14A	04/21/97	\$2,750.00	\$2,750.00	06/26/1997
2963	275	1996-14	ILP - BAYLOR - #2963	Completed	14A	04/21/97	\$2,675.00	\$2,675.00	06/26/1997
2967	266	1996-14	ILP - VAZQUEZ - #2967	Completed	14A	04/28/97	\$2,722.50	\$2,722.50	06/26/1997
2975	324	1996-2	HOMES FOR IND. - #2975	Completed		06/23/96	\$54,318.90	\$54,318.90	10/21/1997
2976	325	1996-2	HOMES FOR IND. #2976	Completed		06/23/96	\$31,787.00	\$31,787.00	10/21/1997
2977	340	1996-2	HOMES FOR IND. - #2977	Completed		08/27/97	\$57,383.00	\$57,383.00	09/26/1997
2978	341	1996-2	HOMES FOR IND. - #2978	Completed		08/27/97	\$33,326.35	\$33,326.35	09/26/1997
2979	388	1997-10	HOMES FOR IND. - #2979	Completed		10/20/97	\$36,388.00	\$36,388.00	12/16/1997

U.S. DEPARTMENT OF HOUSING AND URBAN
DEVELOPMENT
OFFICE OF COMMUNITY PLANNING AND
DEVELOPMENT
PR08 - Grantee Summary Activity Report

DATE: 12/8/2016
TIME: 12:58:00 PM
PAGE: 8/40

IDIS

Grantee Activity Number	IDIS Activity - ID	Pgm Yr Project	Activity Name	Act Stat	Matrix Code	Initial Funding Date	Funded Amount	Drawn Amount	Date of Last Draw
2980	411	1997-10	HOMES FOR IND. - #2980	Completed		10/01/97	\$41,337.60	\$41,337.60	12/24/1997
2991	336	1996-14	ILP - FUCHS - #2991	Completed	14A	07/24/96	\$2,750.00	\$2,750.00	08/30/1997
2992	269	1996-14	RPI - HILKERT - #2992	Completed	14A	06/02/97	\$9,000.00	\$9,000.00	07/16/1997
2995	318	1996-5	LARGO - CASTILLO	Completed		06/20/97	\$7,700.00	\$7,700.00	09/26/1997
2996	319	1996-5	LARGO - MAIN	Completed		06/20/97	\$8,325.00	\$8,325.00	09/26/1997
2998	339	1996-12	RPI - RATLIFF - #2998	Completed	14B	08/12/96	\$11,287.81	\$11,287.81	12/24/1997
3009	334	1996-12	RPI - HILKERT - #3009	Completed	14B	07/07/97	\$15,500.00	\$15,500.00	07/26/1997
3013	320	1996-5	LARGO - HUNT	Completed		06/20/97	\$6,376.00	\$6,376.00	09/26/1997
3019	326	1996-5	LARGO - RICHARDS	Completed		06/26/97	\$5,200.00	\$5,200.00	09/26/1997
3033	333	1996-14	RPI - HEABERLIN - #3033	Completed	14A	07/07/97	\$9,000.00	\$9,000.00	07/26/1997
3035	329	1996-5	LARGO - DESJARDIN #3035	Completed		07/08/97	\$7,050.00	\$7,050.00	09/26/1997
3036	330	1996-5	LARGO - HALL - #3036	Completed		07/08/97	\$7,480.00	\$7,480.00	09/26/1997
3041	343	1996-14	RPI - SWANSON - #3041	Completed	14A	09/08/97	\$7,700.00	\$7,700.00	09/20/1997
3046	337	1996-14	ILP - RYAN - #3046	Completed	14A	06/30/97	\$2,475.00	\$2,475.00	08/30/1997
3055	338	1996-14	ILP - WONG - #3055	Completed	14A	04/25/97	\$2,711.50	\$2,711.50	08/30/1997
3070	357	1996-1	CHAF - WTV - #3070	Completed		09/15/97	\$158,654.00	\$158,654.00	12/24/1997
3072	358	1996-1	CHAF - WTV - #3072	Completed		09/15/97	\$158,654.00	\$158,654.00	12/24/1997
3074	359	1996-1	CHAF - WTV - #3074	Completed		09/15/97	\$158,654.00	\$158,654.00	12/24/1997
3075	360	1996-1	CHAF - WTV - #3075	Completed	14B	09/15/97	\$166,407.60	\$166,407.60	04/29/1998
3076	361	1996-1	CHAF - WTV - #3076	Completed		09/15/97	\$165,983.50	\$165,983.50	09/24/1998
3077	362	1996-1	CHAF - WTV - #3077	Completed		09/15/97	\$169,623.50	\$169,623.50	09/24/1998
3079	363	1996-1	CHAF - WTV - #3079	Completed		09/15/97	\$158,422.50	\$158,422.50	12/24/1997
3080	364	1996-1	CHAF - WTV - #3080	Completed		09/15/97	\$165,983.50	\$165,983.50	09/24/1998
3081	365	1996-1	CHAF - WTV - #3081	Completed		09/15/97	\$110,867.32	\$110,867.32	09/24/1998
3086	366	1996-1	CHAF - WTV - #3086	Completed		09/15/97	\$117,652.23	\$117,652.23	07/29/1998
3087	367	1996-1	CHAF - WTV - #3087	Completed		09/15/97	\$110,460.02	\$110,460.02	07/29/1998
3088	342	1996-12	RPI - FALZON #3088	Completed	14B	09/01/97	\$8,400.00	\$8,400.00	09/20/1997
3089	578	1998-11	RPI - LUMSDEN - #3089	Completed	14B	10/01/98	\$10,100.00	\$10,100.00	03/17/1999
3094	350	1996-2	CNHS - ROBERTS/GLASS - #3094	Completed		09/01/97	\$74,500.00	\$74,500.00	03/17/1998
3185	1724	2003-30	LARGO - PRICE - #6185	Completed		06/04/04	\$10,835.85	\$10,835.85	06/15/2004
3216	1733	2003-44	DAL - CATINO - #6218	Completed		06/09/04	\$7,700.00	\$7,700.00	06/15/2004
4004	405	1997-10	RPI - DE YAMPERT - #4004	Completed	14A	10/01/97	\$6,100.00	\$6,100.00	12/24/1997
4005	406	1997-10	RPI - DE YAMPERT - #4005	Completed	14A	10/01/97	\$6,734.97	\$6,734.97	03/17/1998
4007	345	1996-2	CNHS COOPER #4007	Completed		09/01/97	\$76,600.00	\$76,600.00	03/17/1998
4008	344	1996-2	CNHS - CAMPBELL - #4008	Completed		09/18/97	\$64,500.00	\$64,500.00	06/15/1998
4009	368	1996-1	CHAF - WTV - #4009	Completed		09/15/97	\$120,700.00	\$120,700.00	07/29/1998
4010	369	1996-1	CHAF - WTV - #4010	Completed		09/15/97	\$115,550.00	\$115,550.00	06/26/1998
4011	370	1996-1	CHAF - WTV - #4011	Completed		09/15/97	\$162,897.00	\$162,897.00	01/23/1998
4012	371	1996-1	CHAF - WTV - #4012	Completed		09/15/97	\$164,389.79	\$164,389.79	06/26/1998
4013	372	1996-1	CHAF - WTV - #4013	Completed		09/15/97	\$112,621.53	\$112,621.53	06/26/1998
4014	373	1996-1	CHAF - WTV - #4014	Completed		09/15/97	\$112,554.54	\$112,554.54	06/26/1998
4022	348	1996-5	LARGO - JOHNS #4022	Completed		09/01/97	\$8,713.41	\$8,713.41	10/21/1997
4023	349	1996-5	LARGO - WOLFE #4023	Completed		09/01/97	\$5,190.00	\$5,190.00	10/21/1997
4026	346	1996-5	LARGO - WILLETT #4026	Completed		09/01/97	\$8,590.00	\$8,590.00	10/21/1997
4027	347	1996-5	LARGO - DEFORD #4027	Completed		09/01/96	\$6,655.00	\$6,655.00	10/21/1997
4036	352	1996-2	CNHS - DAVIS #4036	Completed		09/30/97	\$60,800.00	\$60,800.00	03/17/1999
4037	353	1996-2	CNHS - HAMM #4037	Completed		09/30/97	\$74,500.00	\$74,500.00	06/10/1998
4038	354	1996-2	CNHS - MCAFFEE #4038	Completed		09/30/97	\$71,300.00	\$71,300.00	09/01/1998
4041	351	1996-5	LARGO MARSH #4041	Completed		09/30/97	\$8,875.00	\$8,875.00	11/21/1997
4047	397	1996-14	ILP - BRYANT #4047	Completed	14A	10/22/97	\$776.45	\$776.45	12/24/1997
4055	652	1998-11	RPI - LENTRICCHIA - #4055	Completed	14B	10/01/98	\$32,500.00	\$32,500.00	06/03/1999
4060	576	1998-11	RPI - GRAHAM - #4060	Completed	14B	10/01/98	\$2,770.00	\$2,770.00	03/17/1999
4067	402	1996-14	ILP - BERNDTSON - #4067	Completed	10	11/10/97	\$776.54	\$776.54	12/24/1997
4069	403	1996-14	ILP - WELLS - #4069	Completed	14A	10/21/97	\$1,049.35	\$1,049.35	12/24/1997
4076	414	1996-14	ILP - RYBACK - #4076	Completed	14A	12/29/97	\$2,736.80	\$2,736.80	01/23/1998
4077	322	1996-14	LIL - LODGE - #4077	Completed	14A	12/29/97	\$19,410.00	\$19,410.00	02/18/1998
4081	636	1998-11	RPI - KRAUSE - #4081	Completed	14B	10/01/98	\$6,518.24	\$6,518.24	07/23/1999
4085	437	1997-10	RPI - VOLPE - #4085	Completed	14B	10/01/97	\$100,000.00	\$100,000.00	04/29/1998
4089	422	1996-14	ILP - CAPLINGER - #4089	Completed	14A	01/22/98	\$2,750.00	\$2,750.00	02/18/1998
4103	440	1997-9	LARGO - PECORI - #4103	Completed		10/01/97	\$10,000.00	\$10,000.00	04/29/1998
4109	439	1997-9	LARGO - NICHOLS - #4109	Completed		10/01/97	\$8,410.79	\$8,410.79	04/29/1998
4110	438	1997-9	LARGO - JONES - #4110	Completed		10/01/97	\$8,331.64	\$8,331.64	04/29/1998
4111	441	1997-9	LARGO - ROBBINS - #4111	Completed		10/01/97	\$7,454.00	\$7,454.00	04/29/1998
4124	434	1996-14	ILP - BLACK - #4124	Completed	14A	03/20/98	\$2,750.00	\$2,750.00	04/29/1998
4134	580	1998-11	RPI - WANG - #4134	Completed	14B	10/01/98	\$44,400.00	\$44,400.00	03/17/1999

U.S. DEPARTMENT OF HOUSING AND URBAN
DEVELOPMENT
OFFICE OF COMMUNITY PLANNING AND
DEVELOPMENT
PR08 - Grantee Summary Activity Report

DATE: 12/8/2016
TIME: 12:58:00 PM
PAGE: 9/40

IDIS

Grantee Activity Number	IDIS Activity - ID	Pgm Yr Project	Activity Name	Act Stat	Matrix Code	Initial Funding Date	Funded Amount	Drawn Amount	Date of Last Draw
4143	436	1996-14	ILP - BUCKLEY - #4143	Completed	14A	10/01/97	\$1,613.70	\$1,613.70	04/29/1998
4144	653	1998-11	LIL - STEVENS - #4144	Completed	14A	10/01/98	\$30,553.26	\$30,553.26	06/03/1999
4148	579	1998-11	RPI - SAPOURN - #4148	Completed	14B	10/01/98	\$21,891.32	\$21,891.32	03/17/1999
4187	586	1998-12	LIL - DEAN - #4187	Completed		10/01/98	\$29,997.85	\$29,997.85	05/28/1999
4239	574	1998-11	LIL - BELLAN - #4239	Completed	14A	10/01/98	\$14,230.70	\$14,230.70	03/17/1999
4243	575	1998-11	RPI - BRASTED - #4243	Completed	14A	10/01/98	\$4,346.48	\$4,346.48	03/17/1999
4244	605	1998-11	RPI - DUFEK - #4244	Completed	14A	10/01/98	\$9,000.00	\$9,000.00	05/28/1999
4259	606	1998-11	RPI - YOUNG - #4259	Completed	14B	10/01/98	\$4,800.00	\$4,800.00	05/28/1999
4260	607	1998-11	RPI - YOUNG - #4260	Completed	14B	10/01/98	\$3,650.00	\$3,650.00	05/28/1999
4262	577	1998-11	LIL - HIBDON-SWEETLAND - #4262	Completed	14A	10/01/98	\$22,260.55	\$22,260.55	03/17/1999
4276	495	1996-14	LIL - CLAUSE - #4276	Completed	14A	10/01/97	\$2,750.00	\$2,750.00	03/17/1999
4283	604	1998-11	RPI - DLUHY - #4283	Completed	14A	10/01/98	\$4,700.00	\$4,700.00	05/28/1999
4294	494	1998-12	CHAF - WINDTREE VILLAGE - #4294	Completed		10/01/98	\$919,675.10	\$919,675.10	09/27/2000
4329	1074	2000-58	HFI - CAPUANO - #4329	Completed		02/02/01	\$1,400.00	\$1,400.00	02/03/2001
4333	537	1998-13	DAL - ROUNDTREE - #4333	Completed	13	10/01/98	\$6,950.00	\$6,950.00	03/03/1999
4336	539	1998-12	BOLEY - SHADY PINES - #4336	Completed		10/01/98	\$16,000.00	\$16,000.00	03/03/1999
4338	547	1998-13	DAL - TILLOTSON - #4338	Completed	13	10/01/98	\$15,640.00	\$15,640.00	03/17/1999
4342	546	1998-13	DAL - THURSTON - #4342	Completed	13	10/01/98	\$6,300.00	\$6,300.00	03/17/1999
4343	542	1998-11	ILP - QUINT - #4343	Completed	14A	10/01/98	\$2,750.00	\$2,750.00	03/17/1999
4344	601	1998-11	LARGO - ADAMS - #4344	Completed		10/01/98	\$39,247.20	\$39,247.20	05/28/1999
4345	541	1998-11	ILP - JONES - #4345	Completed	14A	10/01/98	\$2,750.00	\$2,750.00	03/17/1999
4346	540	1998-11	ILP - FETTIS - #4346	Completed	14A	10/01/98	\$2,750.00	\$2,750.00	03/17/1999
4348	549	1998-11	ILP - FOLSOM - #4348	Completed	14A	10/01/98	\$2,750.00	\$2,750.00	03/17/1999
4349	551	1998-11	ILP - WECKERLY - #4349	Completed	14A	10/01/98	\$2,750.00	\$2,750.00	03/25/1999
4351	552	1998-11	ILP - RUSSELL - #4351	Completed	14A	10/01/98	\$2,750.00	\$2,750.00	03/17/1999
4352	702	1998-11	RPI - ADAMOSKY - #4352	Completed	14B	10/01/98	\$5,450.00	\$5,450.00	09/17/1999
4355	703	1998-11	RPI - STEVENS - #4355	Completed	14A	10/01/98	\$9,000.00	\$9,000.00	02/08/2000
4357	587	1998-13	LARGO - RYAN - #4357	Completed		10/01/98	\$10,000.00	\$10,000.00	03/17/1999
4358	709	1998-11	RPI - TOBIN - #4358	Completed	14B	10/01/98	\$25,500.00	\$25,500.00	09/27/2000
4368	568	1998-13	DAL - CAMPBELL - #4368	Completed	13	10/01/98	\$7,200.00	\$7,200.00	03/17/1999
4369	557	1998-11	ILP - GUSTAFSON - #4369	Completed	14A	10/01/98	\$715.00	\$715.00	03/17/1999
4370	569	1998-13	DAL - JOHNSON - #4370	Completed	13	10/01/98	\$7,650.00	\$7,650.00	03/17/1999
4371	560	1998-11	ILP - TAYLOR - #4371	Completed	14A	10/01/98	\$908.54	\$908.54	03/17/1999
4372	559	1998-11	ILP - PERRY - #4372	Completed	14A	10/01/98	\$908.54	\$908.54	03/17/1999
4373	558	1998-11	ILP - MARQUEZ - #4373	Completed	14A	10/01/98	\$908.54	\$908.54	03/17/1999
4377	570	1998-13	DAL - TREVINO - #4377	Completed	13	10/01/98	\$3,300.00	\$3,300.00	03/17/1999
4378	754	1999-1	RPI - WITHERINGTON STEVENS - #4378	Completed	14B	10/01/99	\$23,000.00	\$23,000.00	04/11/2000
4380	564	1998-11	ILP - MOUNTS - #4380	Completed	14A	10/01/98	\$722.64	\$722.64	03/17/1999
4381	565	1998-11	ILP - RYDER - #4381	Completed	14A	10/01/98	\$2,475.00	\$2,475.00	03/17/1999
4382	562	1998-11	ILP - ALEXANDER - #4382	Completed	14A	10/01/98	\$908.54	\$908.54	03/17/1999
4384	563	1998-11	ILP - MCKINNEY - #4384	Completed	14A	10/01/98	\$132.00	\$132.00	03/17/1999
4387	571	1998-11	ILP - SMITH - #4387	Completed	14A	10/01/98	\$95.70	\$95.70	03/17/1999
4393	589	1998-11	ILP - RICHARDSON - #4393	Completed	14A	10/01/98	\$2,750.00	\$2,750.00	05/28/1999
4899	593	1998-13	DAL - VELAZQUEZ - #4899	Completed	13	10/01/98	\$8,450.00	\$8,450.00	05/28/1999
4900	591	1998-13	DAL - GARBUTT - #4900	Completed	13	10/01/98	\$8,257.00	\$8,257.00	05/28/1999
4901	592	1998-13	DAL - MARTIN - #4901	Completed	13	10/01/98	\$9,200.00	\$9,200.00	05/28/1999
4902	595	1998-13	DAL - WEBB - #4902	Completed	13	10/01/98	\$8,850.00	\$8,850.00	05/28/1999
4903	594	1998-13	DAL - FOCAKOVIC - #4903	Completed	13	10/01/98	\$3,000.00	\$3,000.00	05/28/1999
4905	680	1998-11	LARGO - MCGRADY - #4905	Completed		10/01/98	\$16,844.53	\$16,844.53	07/23/1999
4908	596	1998-13	DAL - BARRETT - #4908	Completed	13	10/01/98	\$8,200.00	\$8,200.00	05/28/1999
4909	704	1998-11	LIL - MARSHALL - #4909	Completed	14A	10/01/98	\$26,044.30	\$26,044.30	09/17/1999
4910	602	1998-13	LARGO - LEACH - #4910	Completed		10/01/98	\$8,290.00	\$8,290.00	05/28/1999
4914	603	1998-12	LAHDC - 25 BELLEMEADE - #4914	Completed		10/01/98	\$12,500.00	\$12,500.00	05/28/1999
4915	681	1998-11	LARGO - CLAYTON - #4915	Completed		10/01/98	\$22,522.92	\$22,522.92	07/23/1999
4916	641	1998-11	RPI - BUGBEE - #4916	Completed	14B	10/01/98	\$7,000.00	\$7,000.00	02/08/2000
4918	648	1998-13	LARGO - TAYLOR - #4918	Completed		10/01/98	\$9,401.00	\$9,401.00	06/03/1999
4919	621	1998-11	LIL - BEAL - #4919	Completed	14A	10/01/98	\$34,720.45	\$34,720.45	06/03/1999
4920	617	1998-13	DAL - SMITH - #4920	Completed	13	10/01/98	\$9,500.00	\$9,500.00	06/03/1999
4921	612	1998-11	ILP - DUNSFORD - #4921	Completed	14A	10/01/98	\$2,750.00	\$2,750.00	06/03/1999
4922	615	1998-13	DAL - CORNILLAUD - #4922	Completed	13	10/01/98	\$6,900.00	\$6,900.00	06/03/1999
4923	613	1998-11	ILP - DYKMAN - #4923	Completed	14A	10/01/98	\$908.54	\$908.54	06/03/1999
4925	614	1998-11	ILP - PYLES - #4925	Completed	14A	10/01/98	\$191.40	\$191.40	06/03/1999
4926	620	1998-11	LIL - BOATWRIGHT - #4926	Canceled	14A	10/01/98	\$0.00	\$0.00	
4927	646	1998-12	RHD - TUSCANY APTS - #4927	Completed		10/01/98	\$276,625.00	\$276,625.00	06/03/1999
4928	608	1998-11	ILP - SOUTHERNLAND - #4928	Completed	14A	10/01/98	\$635.74	\$635.74	06/03/1999

U.S. DEPARTMENT OF HOUSING AND URBAN
DEVELOPMENT
OFFICE OF COMMUNITY PLANNING AND
DEVELOPMENT
PR08 - Grantee Summary Activity Report

DATE: 12/8/2016
TIME: 12:58:00 PM
PAGE: 10/40

IDIS

Grantee Activity Number	IDIS Activity - ID	Pgm Yr Project	Activity Name	Act Stat	Matrix Code	Initial Funding Date	Funded Amount	Drawn Amount	Date of Last Draw
4929	609	1998-11	ILP - ALDER - #4929	Completed	14A	10/01/98	\$908.54	\$908.54	06/03/1999
4930	610	1998-11	ILP - OLIVEROS - #4930	Completed	14A	10/01/98	\$908.54	\$908.54	06/03/1999
4935	616	1998-13	DAL - MCKINNIE - #4935	Completed	13	10/01/98	\$10,000.00	\$10,000.00	06/03/1999
4936	647	1998-13	LARGO - LIMLE - #4936	Completed		10/01/98	\$7,117.00	\$7,117.00	06/03/1999
4937	649	1998-13	DAL - LECLERC - #4937	Completed		10/01/98	\$8,017.00	\$8,017.00	06/03/1999
4938	627	1998-11	LIL - BURKE - #4938	Completed	14A	10/01/98	\$7,500.00	\$7,500.00	07/23/1999
4939	611	1998-13	DAL - LYTTLE - #4939	Completed	13	10/01/98	\$10,050.00	\$10,050.00	06/03/1999
4942	682	1998-11	LARGO - YORK - #4942	Completed		10/01/98	\$16,790.67	\$16,790.67	07/23/1999
4943	823	1999-1	LARGO - ROSELLO - #4943	Completed		04/07/00	\$42,577.70	\$42,577.70	04/11/2000
4946	623	1998-11	ILP - KAISER - #4946	Completed	14A	10/01/98	\$2,684.00	\$2,684.00	06/03/1999
4947	622	1998-11	ILP - DIEHL - #4947	Completed	14A	10/01/98	\$1,100.93	\$1,100.93	06/03/1999
4949	624	1998-13	DAL - ERWIN - #4949	Completed	13	10/01/98	\$8,950.00	\$8,950.00	06/03/1999
4953	628	1998-13	DAL - KNIGHTON - #4953	Completed	13	10/01/98	\$11,900.00	\$11,900.00	06/03/1999
4954	630	1998-13	DAL - WARREN - #4954	Completed	13	10/01/98	\$2,500.00	\$2,500.00	06/03/1999
4955	666	1998-13	DAL - PRETCHARD - #4955	Completed	13	10/01/98	\$9,400.00	\$9,400.00	07/23/1999
4956	706	1998-11	LIL - ROETEMEYER - #4956	Completed	14A	10/01/98	\$21,873.05	\$21,873.05	09/17/1999
4957	629	1998-13	DAL - WARRANT - #4957	Completed	13	10/01/98	\$9,280.00	\$9,280.00	06/03/1999
4959	631	1998-13	DAL - SLOCUMB - #4959	Completed	13	10/01/98	\$6,600.00	\$6,600.00	07/23/1999
4960	701	1998-11	LIL - HAVORSEN - #4960	Completed	14A	10/01/98	\$21,433.70	\$21,433.70	02/08/2000
4962	635	1998-11	ILP - NEWSOME - #4962	Completed	14A	10/01/98	\$908.54	\$908.54	06/03/1999
4963	634	1998-11	ILP - KENNEDY - #4963	Completed	14A	10/01/98	\$2,750.00	\$2,750.00	06/03/1999
4964	632	1998-11	ILP - CANTON - #4964	Completed	14A	10/01/98	\$722.64	\$722.64	06/03/1999
4965	633	1998-11	ILP - KARN - #4965	Completed	14A	10/01/98	\$908.54	\$908.54	06/03/1999
4968	639	1998-11	DIS - HUSCHER - #4968	Completed	14A	10/01/98	\$32,000.00	\$32,000.00	07/23/1999
4969	655	1998-11	ILP - SPAULDING - #4969	Completed	14A	10/01/98	\$2,744.50	\$2,744.50	07/23/1999
4970	707	1998-11	LIL - STEWART - #4970	Completed	14A	10/01/98	\$34,500.78	\$34,500.78	09/17/1999
4971	644	1998-11	LIL - PRATT - #4971	Completed	14A	10/01/98	\$9,937.31	\$9,937.31	07/23/1999
4973	640	1998-13	DIS - HEISEY - #4973	Completed	14A	10/01/98	\$37,500.00	\$37,500.00	07/23/1999
4976	697	1998-11	RPI - GALLOWAY - #4976	Completed	14B	10/01/98	\$21,800.00	\$21,800.00	04/11/2000
4977	637	1998-11	DIS - KLEIN - #4977	Completed	14A	10/01/98	\$37,000.00	\$37,000.00	07/23/1999
4978	658	1998-13	DAL - MICHAEL - #4978	Completed	13	10/01/98	\$7,550.00	\$7,550.00	07/23/1999
4979	657	1998-13	DAL - KING - #4979	Completed	13	10/01/98	\$9,700.00	\$9,700.00	07/23/1999
4981	866	1999-1	RPI - HESS - #4981	Completed	14B	06/28/00	\$35,000.00	\$35,000.00	07/13/2000
4982	642	1998-11	RPI - YOUNG - #4982	Completed	14B	10/01/98	\$4,250.00	\$4,250.00	11/14/2000
4983	638	1998-11	RPI - YOUNG - #4983	Completed	14B	10/01/98	\$4,250.00	\$4,250.00	11/14/2000
4985	659	1998-13	DAL - RAGLAND - #4985	Completed	13	10/01/98	\$8,450.00	\$8,450.00	07/23/1999
4986	656	1998-13	DAL - JARAMILLO - #4986	Completed	13	10/01/98	\$11,600.00	\$11,600.00	07/23/1999
4987	663	1998-13	DAL - STEWART - #4987	Completed	13	10/01/98	\$7,200.00	\$7,200.00	07/23/1999
4988	664	1998-13	DAL - VIGER - #4988	Completed	13	10/01/98	\$3,000.00	\$3,000.00	07/23/1999
4995	669	1998-13	DAL - ECKLEY - #4995	Completed	13	10/01/98	\$10,070.00	\$10,070.00	07/23/1999
4996	676	1998-13	DAL - RAPHAEL - #4996	Completed	13	10/01/98	\$9,150.00	\$9,150.00	07/23/1999
4997	672	1998-13	DAL - RAMIREZ - #4997	Completed	13	10/01/98	\$4,200.00	\$4,200.00	07/23/1999
4998	673	1998-13	DAL - ROBERTSON - #4998	Completed	13	10/01/98	\$9,611.00	\$9,611.00	07/23/1999
4999	671	1998-13	DAL - MORGAN - #4999	Completed	13	10/01/98	\$8,165.00	\$8,165.00	07/23/1999
5000	670	1998-13	DAL - FISHER - #5000	Completed	13	10/01/98	\$7,200.00	\$7,200.00	07/23/1999
5002	674	1998-13	DAL - CONCEICAO - #5002	Completed	13	10/01/98	\$6,450.00	\$6,450.00	07/23/1999
5003	677	1998-13	DAL - VANDYKE - #5003	Completed	13	10/01/98	\$7,900.00	\$7,900.00	07/23/1999
5008	675	1998-13	DAL - GREEN - #5008	Completed	13	10/01/98	\$11,650.00	\$11,650.00	07/23/1999
5009	679	1998-13	DAL - WINTERS - #5009	Completed	13	10/01/98	\$8,190.00	\$8,190.00	07/23/1999
5010	693	1998-11	RPI - DIXON - #5010	Completed	14B	10/01/98	\$18,000.00	\$18,000.00	04/11/2000
5011	678	1998-13	DAL - BRADY - #5011	Completed	13	10/01/98	\$9,400.00	\$9,400.00	07/23/1999
5012	107	1994-1	OAK TRACE	Completed		08/29/95	\$1,248,633.67	\$1,248,633.67	07/13/2000
5013	695	1998-11	RPI - O'CONNOR - #5013	Completed	14A	10/01/98	\$9,000.00	\$9,000.00	04/11/2000
5014	698	1998-11	RPI - KESTER - #5014	Completed	14A	10/01/98	\$2,000.00	\$2,000.00	02/08/2000
5015	689	1998-13	DAL - SKINNER - #5015	Completed	13	10/01/98	\$7,880.00	\$7,880.00	09/17/1999
5018	710	1998-11	RPI - CAREW - #5018	Completed	14A	10/01/98	\$5,000.00	\$5,000.00	09/27/2000
5019	719	1998-13	LARGO - SMITH - #5019	Completed		10/01/98	\$8,830.00	\$8,830.00	09/28/1999
5020	720	1998-13	LARGO - TRAIN - #5020	Completed		10/01/98	\$7,950.00	\$7,950.00	09/28/1999
5021	717	1998-13	LARGO - FINCHAM - #5021	Completed		10/01/98	\$6,883.00	\$6,883.00	09/28/1999
5022	716	1998-13	LARGO - BLIER - #5022	Completed		10/01/98	\$9,394.00	\$9,394.00	09/28/1999
5023	718	1998-13	LARGO - KENNEDY - #5023	Completed		10/01/98	\$10,000.00	\$10,000.00	09/28/1999
5036	721	1998-11	LARGO - STOCK - #5036	Completed		10/01/98	\$5,735.45	\$5,735.45	09/28/1999
5040	699	1998-11	RPI - SAPOURN - #5040	Completed	14B	10/01/98	\$9,105.85	\$9,105.85	04/11/2000
5049	700	1998-11	ILP - ROSS - #5049	Completed	14A	10/01/98	\$689.64	\$689.64	09/17/1999
5051	744	1999-1	RPI - LEPORE - #5051	Completed	14A	10/01/99	\$8,000.00	\$8,000.00	02/08/2000

U.S. DEPARTMENT OF HOUSING AND URBAN
DEVELOPMENT
OFFICE OF COMMUNITY PLANNING AND
DEVELOPMENT
PR08 - Grantee Summary Activity Report

DATE: 12/8/2016
TIME: 12:58:00 PM
PAGE: 11/40

IDIS

Grantee Activity Number	IDIS Activity - ID	Pgm Yr Project	Activity Name	Act Stat	Matrix Code	Initial Funding Date	Funded Amount	Drawn Amount	Date of Last Draw
5052	708	1998-11	ILP - TODD - #5052	Completed	14A	10/01/98	\$2,145.00	\$2,145.00	09/28/1999
5054	1049	1999-1	RPI - DAY - #5054	Completed	14A	01/17/01	\$9,000.00	\$9,000.00	01/25/2001
5060	724	1998-13	LARGO - WOODS - #5060	Completed		10/01/98	\$7,998.00	\$7,998.00	09/28/1999
5061	723	1998-13	LARGO - WARZEN - #5061	Completed		10/01/98	\$8,177.00	\$8,177.00	09/28/1999
5062	722	1998-13	LARGO - PARKER - #5062	Completed		10/01/98	\$10,000.00	\$10,000.00	09/28/1999
5065	715	1998-13	DAL - RICKERSON - #5065	Completed	13	10/01/98	\$8,360.00	\$8,360.00	09/28/1999
5068	711	1998-11	ILP - DENSON - #5068	Completed	14A	10/01/98	\$722.64	\$722.64	09/28/1999
5069	713	1998-11	ILP - NEWMAN - #5069	Completed	14A	10/01/98	\$722.64	\$722.64	09/28/1999
5070	714	1998-13	DAL - NOBLE - #5070	Completed	13	10/01/98	\$10,080.00	\$10,080.00	09/28/1999
5072	712	1998-11	ILP - MOORE - #5072	Completed	14A	10/01/98	\$722.64	\$722.64	09/28/1999
5073	643	1998-11	RPI - CHIANG - #5073	Completed	14B	10/01/98	\$18,000.00	\$18,000.00	11/14/2000
5074	740	1998-13	DAL - SCHNEIDER - #5074	Completed	13	10/01/98	\$6,300.00	\$6,300.00	11/13/1999
5075	741	1998-13	DAL - TELLIS - #5075	Completed	13	10/01/98	\$7,390.00	\$7,390.00	11/13/1999
5076	742	1998-13	DAL - SMITH - #5076	Completed	13	10/01/98	\$11,150.00	\$11,150.00	11/13/1999
5077	731	1998-13	DAL - NINESTADT - #5075	Completed	13	10/01/98	\$5,700.00	\$5,700.00	11/13/1999
5079	725	1998-13	DAL - KING - #5074	Completed	13	10/01/98	\$3,300.00	\$3,300.00	11/13/1999
5081	743	1998-13	DAL - ALEXANDER - #5081	Completed	13	10/01/98	\$5,500.00	\$5,500.00	11/13/1999
5083	730	1998-11	ILP - SWARTZIE - #5083	Completed	14A	10/01/98	\$722.64	\$722.64	11/13/1999
5084	728	1998-11	ILP - JONES - #5084	Completed	14A	10/01/98	\$818.34	\$818.34	11/13/1999
5085	729	1998-11	ILP - MOORE - #5085	Completed	14A	10/01/98	\$2,750.00	\$2,750.00	11/13/1999
5086	727	1998-11	ILP - HERTZBERG - #5086	Completed	14A	10/01/98	\$722.64	\$722.64	11/13/1999
5087	726	1998-11	ILP - MRUK - #5087	Completed	14A	10/01/98	\$2,178.00	\$2,178.00	11/13/1999
5089	745	1999-3	DAL - SUNSERI - #5089	Completed	13	10/01/99	\$11,100.00	\$11,100.00	04/11/2000
5102	769	1999-3	LARGO - WATTS - #5102	Completed		10/01/99	\$9,375.00	\$9,375.00	02/08/2000
5103	884	1999-1	LARGO - JONES - #5103	Completed		07/07/00	\$24,701.30	\$24,701.30	07/13/2000
5104	748	1999-3	DAL - MCHENRY - #5104	Completed	13	10/01/99	\$9,320.00	\$9,320.00	02/08/2000
5105	770	1999-3	LARGO - ANDERSON - 5105	Completed		10/01/99	\$9,700.00	\$9,700.00	02/08/2000
5106	753	1999-3	DAL - HAYES - #5106	Completed	13	10/01/99	\$6,050.00	\$6,050.00	02/08/2000
5110	776	1999-3	DAL - HAGEN - #5110	Completed		10/01/99	\$8,590.00	\$8,590.00	02/08/2000
5111	772	1999-3	DAL - CATO - #5111	Completed		10/01/99	\$6,900.00	\$6,900.00	02/08/2000
5112	775	1999-3	DAL - CLOKEY - #5112	Completed		10/01/99	\$4,075.00	\$4,075.00	02/08/2000
5117	749	1999-1	ILP - MEYERS - #5117	Completed	14A	10/01/98	\$2,750.00	\$2,750.00	02/08/2000
5118	756	1999-1	RPI - SAROFF - #5118	Completed	14A	10/01/99	\$5,500.00	\$5,500.00	10/03/2001
5119	755	1999-1	RPI - BRITNER - #5119	Completed	14A	10/01/99	\$7,000.00	\$7,000.00	04/11/2000
5153	778	1999-3	DAL - KELLY - #5153	Completed		10/01/99	\$10,298.86	\$10,298.86	07/13/2000
5154	777	1999-3	DAL - RODRIQUES - #5154	Completed		10/01/99	\$12,583.00	\$12,583.00	02/08/2000
5155	779	1999-3	DAL - SPANNKNEBEL - #5155	Completed		10/01/99	\$12,500.00	\$12,500.00	02/08/2000
5158	822	1999-1	LARGO - KENNEDY - #5158	Completed		04/07/00	\$19,269.85	\$19,269.85	04/11/2000
5159	883	1999-1	LARGO - HAMAQUI - #5159	Completed		07/07/00	\$10,607.65	\$10,607.65	07/13/2000
5160	761	1999-1	RPI - ENWRIGHT - #5160	Completed	14B	10/01/99	\$10,800.00	\$10,800.00	04/11/2000
5161	773	1999-3	DAL - GREEN - #5161	Completed		10/01/99	\$21,600.00	\$21,600.00	02/08/2000
5163	758	1999-1	ILP - ST.PIERRE - #5163	Completed	14A	10/01/99	\$722.64	\$722.64	02/08/2000
5164	780	1999-3	DAL - BLAIR - #5164	Completed		10/01/99	\$11,190.00	\$11,190.00	02/08/2000
5166	771	1999-3	LARGO - VOYTAS - #5166	Completed		10/01/99	\$9,170.00	\$9,170.00	02/08/2000
5167	762	1999-1	ILP - RODGERS - #5167	Completed	14A	10/01/99	\$722.64	\$722.64	02/08/2000
5171	782	1999-3	DAL - HAMILTON - #5171	Completed		10/01/99	\$13,490.00	\$13,490.00	02/08/2000
5172	781	1999-3	DAL - GOMEZ - #5172	Completed		10/01/99	\$10,170.00	\$10,170.00	02/08/2000
5173	783	1999-3	DAL - MARKOWICZ - #5173	Completed		10/01/99	\$9,370.00	\$9,370.00	02/08/2000
5177	764	1999-1	ILP - ORR - #5177	Completed	14A	10/01/99	\$725.00	\$725.00	02/08/2000
5178	765	1999-1	ILP - ALEXANDER - #5178	Completed	14A	10/01/99	\$875.00	\$875.00	02/08/2000
5181	784	1999-3	DAL - HIJAZI - #5181	Completed		10/01/99	\$3,000.00	\$3,000.00	02/08/2000
5182	785	1999-3	DAL - ROCHETTE - #5182	Completed		10/01/99	\$10,070.00	\$10,070.00	02/08/2000
5183	774	1999-3	DAL - BRUM - #5183	Completed		10/01/99	\$7,500.00	\$7,500.00	02/08/2000
5184	793	1999-1	ILP - WILSON - #5184	Completed	14A	04/06/00	\$2,062.50	\$2,062.50	04/11/2000
5185	791	1999-1	ILP - AKERS - #5185	Completed	14A	04/06/00	\$1,980.00	\$1,980.00	04/11/2000
5186	792	1999-1	ILP - BURMBELOW - #5186	Completed	14A	04/06/00	\$1,881.00	\$1,881.00	04/11/2000
5187	819	1999-3	DAL - NIEVES - #5187	Completed		04/07/00	\$4,185.50	\$4,185.50	04/11/2000
5188	818	1999-3	DAL - KORAJKIC - #5188	Completed		04/07/00	\$6,865.00	\$6,865.00	04/11/2000
5189	821	1999-3	DAL - SANNE - #5189	Completed		04/07/00	\$7,450.00	\$7,450.00	04/11/2000
5190	817	1999-3	DAL - CONNERS - #5190	Completed		04/07/00	\$9,760.00	\$9,760.00	04/11/2000
5191	820	1999-3	DAL - PEMBERTON - #5191	Completed		04/07/00	\$2,975.00	\$2,975.00	04/11/2000
5192	826	1999-3	LARGO - BATAKU - #5192	Completed		04/07/00	\$10,000.00	\$10,000.00	04/11/2000
5193	796	1999-1	ILP - KOWALSKI - #5193	Completed	14A	04/06/00	\$2,744.50	\$2,744.50	04/11/2000
5195	825	1999-3	DAL - KARST - #5195	Completed		04/07/00	\$10,500.00	\$10,500.00	04/11/2000
5197	837	1999-1	LARGO - SIMONI - #5197	Completed		04/10/00	\$28,180.15	\$28,180.15	04/11/2000

U.S. DEPARTMENT OF HOUSING AND URBAN
DEVELOPMENT
OFFICE OF COMMUNITY PLANNING AND
DEVELOPMENT
PR08 - Grantee Summary Activity Report

DATE: 12/8/2016
TIME: 12:58:00 PM
PAGE: 12/40

IDIS

Grantee Activity Number	IDIS Activity - ID	Pgm Yr	Activity Name	Act Stat	Matrix Code	Initial Funding Date	Funded Amount	Drawn Amount	Date of Last Draw
5198	888	1999-1	LARGO - CRESPO - #5198	Completed		07/07/00	\$14,163.71	\$14,163.71	07/13/2000
5199	798	1999-1	ILP - DICKEY - #5199	Completed	14A	04/06/00	\$900.00	\$900.00	04/11/2000
5200	797	1999-1	ILP - CIPOTH - #5200	Completed	14A	04/06/00	\$1,425.00	\$1,425.00	04/11/2000
5201	946	1999-1	RPI - ENRIGHT - #5201	Canceled	14B	09/25/00	\$0.00	\$0.00	
	985	1999-1	RPI - ENRIGHT - #5201	Completed	14B	11/11/00	\$11,500.00	\$11,500.00	11/14/2000
5202	827	1999-3	DAL - SALIBA - #5202	Completed		04/07/00	\$7,700.00	\$7,700.00	04/11/2000
5207	1141	2000-55	TBCDC - MAHON - #5207	Completed		06/26/01	\$3,940.00	\$3,940.00	06/28/2001
5209	804	1997-12	HIS - MOORE - #5209	Completed	16B	04/06/00	\$40,000.00	\$40,000.00	04/11/2000
5213	803	1999-1	ILP - ZUKERMAN - #5213	Completed	14A	04/06/00	\$2,744.50	\$2,744.50	07/13/2000
5214	947	1999-1	RPI - SAPOURN - #5214	Completed	14B	09/25/00	\$8,400.00	\$8,400.00	11/14/2000
5215	855	1999-1	LIL - JENSEN - 5215	Completed	14A	06/27/00	\$3,899.10	\$3,899.10	07/13/2000
5222	828	1999-3	DAL - BOLLINGER - #5222	Completed		04/07/00	\$5,280.00	\$5,280.00	04/11/2000
5223	829	1999-3	DAL - VERGARA - #5223	Completed		04/07/00	\$5,807.00	\$5,807.00	04/11/2000
5224	831	1999-3	DAL - QUINN - #5224	Completed		04/07/00	\$7,700.00	\$7,700.00	04/11/2000
5227	903	1999-1	LARGO - GOURLAY - #5227	Completed		07/10/00	\$9,473.14	\$9,473.14	07/13/2000
5229	830	1999-3	DAL - CORBELL - #5229	Completed		04/07/00	\$7,125.00	\$7,125.00	04/11/2000
5237	856	1999-1	RPI - LOWE - #5237	Completed	14A	06/27/00	\$1,750.00	\$1,750.00	01/25/2001
5238	813	1999-1	ILP - HALSTED - #5238	Completed	14A	04/07/00	\$2,392.50	\$2,392.50	04/11/2000
5239	838	1999-3	LARGO - FARKAS - #5239	Completed		04/10/00	\$2,450.00	\$2,450.00	04/11/2000
5240	840	1999-3	LARGO - WILLIAMS - #5240	Completed		04/10/00	\$9,333.00	\$9,333.00	04/11/2000
5241	839	1999-3	LARGO - LOGAN - #5241	Completed		04/10/00	\$8,800.00	\$8,800.00	04/11/2000
5243	833	1999-3	DAL - LOUVIERE - #5243	Completed		04/07/00	\$10,600.00	\$10,600.00	04/11/2000
5244	832	1999-3	DAL - KLOS - #5244	Completed		04/07/00	\$7,700.00	\$7,700.00	04/11/2000
5247	842	1999-1	ILP - JACOBS - #5247	Completed	14A	06/24/00	\$700.00	\$700.00	07/13/2000
5248	834	1999-1	ILP - JOHNSON - #5248	Completed	14A	04/10/00	\$2,750.00	\$2,750.00	04/11/2000
5250	1123	2000-54	RPI - CRAVEN - #5250	Completed	14B	04/30/01	\$8,500.00	\$8,500.00	10/03/2001
5251	841	1999-1	ILP - EBERTS - #5251	Completed	14A	06/24/00	\$475.00	\$475.00	07/13/2000
5253	886	1999-3	DAL - HUGHES - #5253	Completed		07/07/00	\$7,700.00	\$7,700.00	07/13/2000
5254	887	1999-3	DAL - KOWALSKI - #5254	Completed		07/07/00	\$7,057.00	\$7,057.00	07/13/2000
5255	879	1999-1	RPI - EVANS - #5255	Completed	14B	07/06/00	\$7,000.00	\$7,000.00	07/13/2000
5256	885	1999-1	LIL - HAGAN - #5256	Completed		07/11/00	\$35,260.80	\$35,260.80	07/13/2000
5257	891	1999-3	DAL - TEABOUT - #5257	Completed		07/07/00	\$7,700.00	\$7,700.00	07/13/2000
5258	889	1999-3	DAL - GRANT - #5258	Completed		07/07/00	\$7,700.00	\$7,700.00	07/13/2000
5259	892	1999-3	DAL - WATSON - #5259	Completed		07/07/00	\$6,840.00	\$6,840.00	07/13/2000
5260	824	1999-3	PRP - WEIR - #5260	Completed		04/07/00	\$41,350.00	\$41,350.00	09/27/2000
5261	845	1999-1	ILP - METTBERG - #5261	Completed	14A	06/24/00	\$672.95	\$672.95	07/13/2000
5262	846	1999-1	ILP - DYE - #5262	Completed	14A	06/24/00	\$672.95	\$672.95	07/13/2000
5263	847	1999-1	ILP - SPRINKLE - #5263	Completed	14A	06/24/00	\$672.95	\$672.95	07/13/2000
5265	890	1999-3	DAL - CONNOLLY - #5265	Completed		07/07/00	\$6,450.00	\$6,450.00	07/13/2000
5267	897	1999-3	DAL - SHEARER - #5267	Completed		07/07/00	\$10,000.00	\$10,000.00	07/13/2000
5268	867	1999-1	RPI - RELOCATION EXEC, INC - #5268	Completed	14B	06/28/00	\$18,000.00	\$18,000.00	07/13/2000
5269	854	1999-1	ILP - TWIBLE - #5269	Completed	14A	06/27/00	\$672.95	\$672.95	07/13/2000
5270	895	1999-3	DAL - NICAJEVSKY - #5270	Completed		07/07/00	\$4,670.00	\$4,670.00	07/13/2000
5271	896	1999-3	DAL - SLY - #5271	Completed		07/07/00	\$7,200.00	\$7,200.00	07/13/2000
5272	894	1999-3	DAL - MCKINLEY - #5272	Completed		07/07/00	\$2,300.00	\$2,300.00	07/13/2000
5273	893	1999-3	DAL - MAAS - #5273	Completed		07/07/00	\$7,700.00	\$7,700.00	07/13/2000
5275	868	1999-1	ILP - MCZELL - #5275	Completed	14A	06/28/00	\$2,084.50	\$2,084.50	07/13/2000
5277	929	1999-1	LIL - MATTHEWS - #5277	Completed	14A	09/25/00	\$3,895.60	\$3,895.60	09/27/2000
5278	898	1999-3	DAL - ANDRE - #5278	Completed		07/07/00	\$3,560.00	\$3,560.00	07/13/2000
5279	901	1999-3	DAL - GALE - #5279	Completed		07/10/00	\$6,716.00	\$6,716.00	07/13/2000
5280	900	1999-3	DAL - FAIRCHILD - #5280	Completed		07/10/00	\$7,700.00	\$7,700.00	07/13/2000
5281	902	1999-3	DAL - VOUVALIS/RUSSO - #5281	Completed		07/10/00	\$7,700.00	\$7,700.00	07/13/2000
5282	899	1999-3	DAL - BEAM - #5282	Completed		07/10/00	\$7,700.00	\$7,700.00	07/13/2000
5283	1119	1999-1	RPI - CHIANG - #5283	Completed	14B	04/28/01	\$16,000.00	\$16,000.00	10/03/2001
5287	862	1999-1	ILP - COWENS - #5287	Completed	14A	06/28/00	\$672.95	\$672.95	07/13/2000
5289	863	1999-1	ILP - COLLIER - #5289	Completed	14A	06/28/00	\$672.95	\$672.95	07/13/2000
5290	917	1999-1	LARGO - KESSING - #5290	Completed		07/24/00	\$8,050.00	\$8,050.00	07/29/2000
5292	948	1999-1	LARGO - BRAY - #5292	Completed		09/26/00	\$17,690.00	\$17,690.00	09/27/2000
5296	865	1999-1	RPI - WINDON - #5296	Completed	14B	06/28/00	\$4,450.00	\$4,450.00	07/13/2000
5297	926	1999-1	LIL - REYES - #5297	Completed	14A	09/25/00	\$3,891.10	\$3,891.10	09/27/2000
5298	927	1999-1	LIL - CLARK - #5298	Completed	14A	09/25/00	\$3,891.10	\$3,891.10	09/27/2000
5299	928	1999-1	LIL - GREEN - #5299	Completed	14A	09/25/00	\$3,891.10	\$3,891.10	09/27/2000
5300	930	1999-1	LIL - MILLER - #5300	Completed	14A	09/25/00	\$3,891.10	\$3,891.10	09/27/2000
5301	906	1999-3	DAL - LITTLE - #5301	Completed		07/10/00	\$7,700.00	\$7,700.00	07/13/2000
5302	878	1999-1	ILP - HUDSON - #5302	Completed	14A	07/06/00	\$1,525.00	\$1,525.00	07/13/2000

U.S. DEPARTMENT OF HOUSING AND URBAN
DEVELOPMENT
OFFICE OF COMMUNITY PLANNING AND
DEVELOPMENT
PR08 - Grantee Summary Activity Report

DATE: 12/8/2016
TIME: 12:58:00 PM
PAGE: 13/40

IDIS

Grantee Activity Number	IDIS Activity - ID	Pgm Yr	Activity Name	Act Stat	Matrix Code	Initial Funding Date	Funded Amount	Drawn Amount	Date of Last Draw
5303	905	1999-3	DAL - GOULD - #5303	Completed		07/10/00	\$7,700.00	\$7,700.00	07/13/2000
5304	907	1999-3	DAL - SCHRAMEK - #5304	Completed		07/10/00	\$7,700.00	\$7,700.00	07/13/2000
5309	904	1999-3	DAL - ELLIOTT - #5309	Completed		07/10/00	\$7,700.00	\$7,700.00	07/13/2000
5310	910	1999-1	RPI - HOLSTEIN - #5310	Completed	14B	07/21/00	\$2,000.00	\$2,000.00	10/03/2001
	1139	2000-54	RPI - HOLSTEIN - #5310	Canceled	14B	06/26/01	\$0.00	\$0.00	
5311	880	1999-1	ILP - BROWNING - #5311	Completed	14A	07/06/00	\$1,600.00	\$1,600.00	07/13/2000
5312	908	1999-3	DAL - DAVIS - #5312	Completed		07/10/00	\$7,700.00	\$7,700.00	07/13/2000
5313	909	1999-3	DAL - MARTINEZ - #5313	Completed		07/10/00	\$7,500.00	\$7,500.00	07/13/2000
5315	912	1999-1	ILP - DOWNIE - #5315	Completed	14A	07/21/00	\$2,420.00	\$2,420.00	07/29/2000
5316	913	1999-1	ILP - WEBB - #5316	Completed	14A	07/21/00	\$1,035.00	\$1,035.00	07/29/2000
5317	986	1999-1	LARGO - WALKER - #5317	Completed		01/12/01	\$77,666.64	\$77,666.64	01/19/2001
5320	911	1999-1	ILP - BRYSON - #5320	Completed	14A	07/21/00	\$750.00	\$750.00	07/29/2000
5322	915	1999-1	ILP - ROBERTSON - 5322	Completed	14A	07/24/00	\$672.95	\$672.95	07/29/2000
5324	920	1999-3	DAL - HOLMES - #5324	Completed		07/28/00	\$8,700.00	\$8,700.00	07/29/2000
5325	921	1999-3	DAL - BARANY - #5325	Completed		07/28/00	\$7,700.00	\$7,700.00	07/29/2000
5327	925	1999-1	ILP - DYKE - #5327	Completed	14A	09/25/00	\$777.50	\$777.50	09/27/2000
5329	914	1999-1	ILP - MAGYAR - #5329	Completed	14A	07/24/00	\$2,750.00	\$2,750.00	07/29/2000
5331	1054	1999-1	RPI - STANG - #5331	Completed	14B	01/17/01	\$24,000.00	\$24,000.00	01/25/2001
5334	983	1999-1	RPI - COPPOLA - #5334	Completed	14A	11/11/00	\$2,757.30	\$2,757.30	11/14/2000
5335	934	1999-1	LIL - GASCA - #5335	Completed	14A	09/25/00	\$13,343.75	\$13,343.75	09/27/2000
5336	984	1999-1	LIL - DAYS - #5336	Completed	14A	11/11/00	\$25,014.95	\$25,014.95	11/14/2000
5337	949	1999-1	LARGO - CLARKE - #5337	Completed		09/26/00	\$13,699.02	\$13,699.02	09/27/2000
5339	950	1999-3	DAL - CARINI - #5339	Completed		09/26/00	\$3,700.00	\$3,700.00	09/27/2000
5340	1347	1999-1	RPI - AFFORDABLE HOUSING - #5340	Completed	14B	05/07/02	\$63,473.00	\$63,473.00	06/04/2002
	1117	2000-54	RPI - AFFORDABLE HSG, INC - #5340	Completed	14B	04/28/01	\$62,740.33	\$62,740.33	10/03/2001
5341	951	1999-3	LARGO - DUBE - #5341	Completed		09/26/00	\$4,975.00	\$4,975.00	09/27/2000
5342	952	1999-3	LARGO - KAY - #5342	Completed		09/26/00	\$7,500.00	\$7,500.00	09/27/2000
5343	953	1999-3	LARGO - AUSTIN - #5343	Completed		09/26/00	\$7,700.00	\$7,700.00	09/27/2000
5344	954	1999-3	LARGO - REID - #5344	Completed		09/26/00	\$7,350.00	\$7,350.00	09/27/2000
5345	1237	2001-58	CD01RPI - GRANESE - HOUSING PRESERVATION	Completed	14B	12/26/01	\$5,500.00	\$5,500.00	12/28/2001
5346	1052	1999-1	LIL - MOODY - #5346	Completed	14A	01/17/01	\$28,094.61	\$28,094.61	01/25/2001
5347	1033	1999-1	LIL - BOGLAR - 5347	Completed	14A	01/16/01	\$35,303.14	\$35,303.14	01/25/2001
5348	932	1999-1	ILP - HEATHER - #5348	Completed	14A	09/25/00	\$672.95	\$672.95	09/27/2000
5349	933	1999-1	ILP - JONES - #5349	Completed	14A	09/25/00	\$2,704.90	\$2,704.90	09/27/2000
5350	931	1999-1	ILP - BURBANK - #5350	Completed	14A	09/25/00	\$2,750.00	\$2,750.00	09/27/2000
5352	955	1999-3	DAL - CUNNINGHAM - #5352	Completed		09/26/00	\$7,700.00	\$7,700.00	09/27/2000
5353	956	1999-3	DAL - RYAN - #5353	Completed		09/26/00	\$7,285.00	\$7,285.00	09/27/2000
5354	957	1999-3	DAL - ZBOROVSKI - #5354	Completed		09/26/00	\$7,700.00	\$7,700.00	09/27/2000
5355	958	1999-3	DAL - BONAWITZ - #5355	Completed		09/26/00	\$7,700.00	\$7,700.00	09/27/2000
5356	959	1999-3	DAL - EARLEY - #5356	Completed		09/26/00	\$7,700.00	\$7,700.00	09/27/2000
5357	1346	1999-1	RPI - WALLACE - #5357	Completed	14B	05/06/02	\$56,000.00	\$56,000.00	06/04/2002
5358	935	1999-1	ILP - KOMINSKI - #5358	Completed	14A	09/25/00	\$642.92	\$642.92	09/27/2000
5359	1094	2000-54	RPI - SPENCER - #5359	Completed	14B	03/22/01	\$27,000.00	\$27,000.00	03/24/2001
5361	945	1999-1	LIL - CLINTON - #5361	Completed	14A	09/25/00	\$3,850.00	\$3,850.00	09/27/2000
5365	960	1999-3	DAL - FERRAND - #5365	Completed		09/26/00	\$7,700.00	\$7,700.00	09/27/2000
5366	1050	1999-1	LIL - FERNANDEZ - #5366	Completed	14A	01/17/01	\$25,251.95	\$25,251.95	01/25/2001
5367	1053	1999-1	LIL - RIVERA - #5367	Completed	14A	01/17/01	\$32,685.27	\$32,685.27	01/25/2001
5368	961	1999-3	DAL - BURGMAIER - #5368	Completed		09/26/00	\$7,700.00	\$7,700.00	09/27/2000
5369	943	1999-1	ILP - MILLER - #5369	Completed	14A	09/25/00	\$2,748.90	\$2,748.90	09/27/2000
5370	962	1999-3	DAL - HOUZE - #5370	Completed		09/26/00	\$7,550.00	\$7,550.00	09/27/2000
5371	944	1999-1	ILP - STEIN - #5371	Completed	14A	09/25/00	\$642.92	\$642.92	09/27/2000
5372	942	1999-1	ILP - FORD - #5372	Completed	14A	09/25/00	\$2,695.10	\$2,695.10	09/27/2000
5373	1458	2002-4	CD02RPI - VAUGHAN - HOUSING PRESERVATION	Completed	14B	01/15/03	\$8,400.00	\$8,400.00	01/17/2003
5374	963	1999-3	DAL - HOOKER - #5374	Completed		09/26/00	\$7,700.00	\$7,700.00	09/27/2000
5376	1051	1999-1	LIL - MONTI - #5376	Completed	14A	01/17/01	\$29,965.80	\$29,965.80	01/25/2001
5378	964	1999-3	LARGO - FEDUCCIA - #5378	Completed		09/26/00	\$7,700.00	\$7,700.00	09/27/2000
5381	965	1999-3	DAL - JOHNS - #5381	Completed		09/26/00	\$7,700.00	\$7,700.00	09/27/2000
5382	966	1999-3	DAL - NEAL - #5382	Completed		09/26/00	\$7,700.00	\$7,700.00	09/27/2000
5383	1120	1999-1	RPI - E&H, LC - #5383	Completed	14B	04/28/01	\$17,800.00	\$17,800.00	10/03/2001
5384	1121	1999-1	RPI - E&H, LC - #5384	Completed	14B	04/28/01	\$14,500.00	\$14,500.00	10/03/2001
5386	976	1999-3	LARGO - FARBO - #5386	Completed		11/10/00	\$7,700.00	\$7,700.00	11/14/2000
5387	977	1999-3	LARGO - VAN OSTENBRIDGE - #5387	Completed		11/10/00	\$6,400.00	\$6,400.00	11/14/2000
5388	978	1999-3	LARGO - CONNER - #5388	Completed		11/10/00	\$7,390.00	\$7,390.00	11/14/2000
5389	967	1999-3	DAL - FILMON - #5389	Completed		09/26/00	\$7,700.00	\$7,700.00	09/27/2000
5391	1095	2000-54	RPI - BRAND - #5391	Completed	14B	03/22/01	\$6,600.00	\$6,600.00	03/24/2001

U.S. DEPARTMENT OF HOUSING AND URBAN
DEVELOPMENT
OFFICE OF COMMUNITY PLANNING AND
DEVELOPMENT
PR08 - Grantee Summary Activity Report

DATE: 12/8/2016
TIME: 12:58:00 PM
PAGE: 14/40

IDIS

Grantee Activity Number	IDIS Activity - ID	Pgm Yr Project	Activity Name	Act Stat	Matrix Code	Initial Funding Date	Funded Amount	Drawn Amount	Date of Last Draw
5393	1070	1999-2	MANGO COURT	Completed	14H	01/19/01	\$1,800.00	\$1,800.00	03/24/2001
5394	979	1999-3	DAL - MURRAY - #5394	Completed		11/10/00	\$4,380.00	\$4,380.00	11/14/2000
5395	975	1999-3	DAL - MOORE - #5395	Completed		11/10/00	\$7,700.00	\$7,700.00	11/14/2000
5397	1048	1999-1	LIL - BROWN - #5397	Completed	14A	01/17/01	\$23,745.75	\$23,745.75	01/25/2001
5398	981	1999-3	DAL - JACKSON - #5398	Completed		11/10/00	\$7,700.00	\$7,700.00	11/14/2000
5401	980	1999-3	DAL - RIVERA - #5401	Completed		11/10/00	\$7,700.00	\$7,700.00	11/14/2000
5402	982	1999-3	DAL - O'CONNOR - #5402	Completed		11/10/00	\$7,700.00	\$7,700.00	11/14/2000
5405	990	2000-55	TBCDC - CONLEY - 5405	Completed		01/16/01	\$7,700.00	\$7,700.00	01/19/2001
5410	991	2000-55	TBCDC - MAHONEY - #5410	Completed		01/16/01	\$7,050.00	\$7,050.00	01/19/2001
5413	1075	2000-60	LARGO - BARNARD - #5413	Completed		02/26/01	\$14,810.72	\$14,810.72	02/28/2001
5414	1099	2000-54	RPI - TENDEIRO - #5413	Completed	14B	03/27/01	\$10,600.00	\$10,600.00	05/01/2001
5415	992	2000-55	TBCDC - HAYES - 5415	Completed		01/16/01	\$7,700.00	\$7,700.00	01/19/2001
5416	1028	1999-1	ILP - CONNORS - #5416	Completed	14A	01/16/01	\$2,750.00	\$2,750.00	01/19/2001
5421	1064	2000-58	HFI - MORIN - #5421	Completed		01/17/01	\$42,500.00	\$42,500.00	01/19/2001
5422	1066	2000-58	HFI - WILHELMI - #5422	Completed		01/17/01	\$42,500.00	\$42,500.00	01/19/2001
5423	1030	1999-1	ILP - TUDOR - #5423	Completed	14A	01/16/01	\$925.00	\$925.00	01/19/2001
5424	1027	1999-1	ILP - ALLISON - #5424	Completed	14A	01/16/01	\$925.00	\$925.00	01/19/2001
5425	1029	1999-1	ILP - SHEARER - #5425	Completed	14A	01/16/01	\$925.00	\$925.00	01/19/2001
5429	993	2000-55	TBCDC - WEDDERBURN - #5429	Completed		01/16/01	\$3,240.00	\$3,240.00	01/19/2001
5430	994	2000-55	TBCDC - BANFIELD - #5430	Completed		01/16/01	\$7,400.00	\$7,400.00	01/19/2001
5432	995	2000-55	TBCDC - GRACHECK - 5432	Completed		01/16/01	\$7,700.00	\$7,700.00	01/19/2001
5434	996	2000-55	TBCDC - MEAGHER - #5434	Completed		01/18/01	\$11,416.90	\$11,416.90	01/19/2001
5437	1031	1999-1	ILP - TORRES - 5437	Completed	14A	01/16/01	\$925.00	\$925.00	01/19/2001
5438	1041	1999-1	ILP - DAVIS - #5438	Completed	14A	01/16/01	\$1,732.50	\$1,732.50	01/19/2001
5439	1038	1999-1	ILP - BATTLES - #5439	Completed	14A	01/16/01	\$1,732.50	\$1,732.50	01/19/2001
5440	1044	1999-1	ILP - SCOON - #5440	Completed	14A	01/16/01	\$925.00	\$925.00	01/19/2001
5441	1039	1999-1	ILP - CLARK - #5441	Completed	14A	01/16/01	\$925.00	\$925.00	01/19/2001
5442	1040	1999-1	ILP - CRENSHAW - #5442	Completed	14A	01/16/01	\$925.00	\$925.00	01/19/2001
5443	1042	1999-1	ILP - MUDRICK - #5443	Completed	14A	01/16/01	\$925.00	\$925.00	01/19/2001
5444	1043	1999-1	ILP - RITCH - #5444	Completed	14A	01/16/01	\$925.00	\$925.00	01/19/2001
5445	1045	1999-1	ILP - SHEARER - #5445	Completed	14A	01/16/01	\$925.00	\$925.00	01/19/2001
5446	1032	1999-1	ILP - VOK - 5446	Completed	14A	01/16/01	\$925.00	\$925.00	01/19/2001
5448	1065	2000-59	PAL - RYE - #5448	Completed		01/17/01	\$40,000.00	\$40,000.00	01/19/2001
5449	1067	2000-59	PAL - BENTON - #5449	Completed		01/17/01	\$40,000.00	\$40,000.00	01/19/2001
5450	1068	2000-59	PAL - JASSMANN - #5450	Completed		01/17/01	\$21,600.00	\$21,600.00	01/19/2001
5451	997	2000-55	TBCDC - PEACOE - #5451	Completed		01/16/01	\$4,200.00	\$4,200.00	01/19/2001
5452	998	2000-55	TBCDC - BONILLA - #5452	Completed		01/16/01	\$4,720.00	\$4,720.00	01/19/2001
5453	999	2000-55	TBCDC - PEREZ - #5453	Completed		01/16/01	\$7,700.00	\$7,700.00	01/19/2001
5454	1000	2000-55	TBCDC - PAPADOPOULOS - #5454	Completed		01/16/01	\$7,700.00	\$7,700.00	01/19/2001
5455	1001	2000-55	TBCDC - WHOOLERY - #5455	Completed		01/16/01	\$3,250.00	\$3,250.00	01/19/2001
5456	1002	2000-55	TBCDC - WILES - #5456	Completed		01/16/01	\$4,570.00	\$4,570.00	01/19/2001
5457	1003	2000-55	TBCDC - BEATTIE - #5457	Completed		01/16/01	\$7,100.00	\$7,100.00	01/19/2001
5459	1004	2000-55	TBCDC - MARROCCO - #5459	Completed		01/16/01	\$7,700.00	\$7,700.00	01/19/2001
5460	1005	2000-55	TBCDC - RUSH - #5460	Completed		01/16/01	\$7,700.00	\$7,700.00	01/19/2001
5461	1069	2000-58	HFI - DERUCHIE - #5461	Completed		01/17/01	\$34,750.00	\$34,750.00	01/19/2001
5463	1006	2000-55	TBCDC - BLISS - #5463	Completed		01/16/01	\$6,850.00	\$6,850.00	01/19/2001
5466	1058	2000-61	LARGO - JONES - #5466	Completed		01/17/01	\$7,994.00	\$7,994.00	01/25/2001
5467	1007	2000-55	TBCDC - GRAF - #5467	Completed		01/16/01	\$7,700.00	\$7,700.00	01/19/2001
5469	1008	2000-55	TBCDC - LARKIN - #5469	Completed		01/16/01	\$6,800.00	\$6,800.00	01/19/2001
5470	1009	2000-55	TBCDC - PYTLARZ - #5470	Completed		01/16/01	\$7,700.00	\$7,700.00	01/19/2001
5471	1010	2000-55	TBCDC - MCMULLEN - #5471	Completed		01/16/01	\$7,700.00	\$7,700.00	01/19/2001
5472	1011	2000-55	TBCDC - BROOKS - #5472	Completed		01/16/01	\$7,700.00	\$7,700.00	01/19/2001
5475	1118	2000-54	RPI - WINE - #5475	Completed	14B	10/01/01	\$9,000.00	\$9,000.00	10/03/2001
5476	1059	2000-55	TBCDC - BARTLETT - #5476	Completed		01/17/01	\$7,700.00	\$7,700.00	01/25/2001
5477	1061	2000-55	TBCDC - DUPEIRE - #5477	Completed		01/17/01	\$7,250.00	\$7,250.00	01/25/2001
5478	1062	2000-55	TBCDC - KADNER - #5478	Completed		01/17/01	\$3,325.00	\$3,325.00	01/25/2001
5479	1063	2000-55	TBCDC - TAYLOR - #5479	Completed		01/17/01	\$7,700.00	\$7,700.00	01/25/2001
5480	1060	2000-55	TBCDC - VILLEGAS - #5480	Completed		01/17/01	\$6,700.00	\$6,700.00	01/25/2001
5482	1100	2000-54	RPI - WINDON - #5482	Completed	14B	03/28/01	\$5,850.00	\$5,850.00	05/01/2001
5485	1073	2000-61	LARGO - KAUL - #5485	Completed		02/02/01	\$10,000.00	\$10,000.00	02/03/2001
5500	1080	2000-61	LARGO - FOUNTAIN - #5500	Completed		03/22/01	\$7,700.00	\$7,700.00	03/24/2001
5501	1081	2000-61	LARGO - SCHMITT - #5501	Completed		03/15/01	\$9,468.00	\$9,468.00	03/24/2001
5506	1089	2000-58	HFI - SCOTT - #5506	Completed		03/16/01	\$27,500.00	\$27,500.00	03/24/2001
5507	1091	2000-58	HFI - ROBEY - #5507	Completed		03/16/01	\$42,500.00	\$42,500.00	03/24/2001
5509	1084	2000-55	TBCDC - PHYTHIAN - #5509	Completed		03/15/01	\$7,110.00	\$7,110.00	03/24/2001

U.S. DEPARTMENT OF HOUSING AND URBAN
DEVELOPMENT
OFFICE OF COMMUNITY PLANNING AND
DEVELOPMENT
PR08 - Grantee Summary Activity Report

DATE: 12/8/2016
TIME: 12:58:00 PM
PAGE: 15/40

IDIS

Grantee Activity Number	IDIS Activity - ID	Pgm Yr Project	Activity Name	Act Stat	Matrix Code	Initial Funding Date	Funded Amount	Drawn Amount	Date of Last Draw
5510	1088	2000-55	TBCDC - HURDLE - #5510	Completed		03/16/01	\$3,220.00	\$3,220.00	03/24/2001
5511	1087	2000-55	TBCDC - MILLER - #5511	Completed		03/15/01	\$7,700.00	\$7,700.00	03/24/2001
5512	1086	2000-55	TBCDC - GLUCK - #5512	Completed		03/15/01	\$7,700.00	\$7,700.00	03/24/2001
5513	1085	2000-55	TBCDC - NADEAU - #5513	Completed		03/15/01	\$7,700.00	\$7,700.00	03/24/2001
5514	1083	2000-55	TBCDC - WILSON - #5514	Completed		03/15/01	\$5,100.00	\$5,100.00	03/24/2001
5515	1082	2000-55	TBCDC - NEWTON - #5515	Completed		03/15/01	\$7,700.00	\$7,700.00	03/24/2001
5520	1079	2000-55	TBCDC - POUNTNEY - #5520	Completed		03/22/01	\$7,700.00	\$7,700.00	03/24/2001
5524	1096	2000-55	TBCDC - BELL - #5524	Completed		03/23/01	\$7,700.00	\$7,700.00	05/01/2001
5526	1116	2000-61	LARGO - SHOOK - #5526	Completed		04/28/01	\$7,700.00	\$7,700.00	05/01/2001
5529	1090	2000-55	TBCDC - DUKE - #5529	Completed		03/16/01	\$7,700.00	\$7,700.00	05/01/2001
5533	1102	2000-55	TBCDC - ZUFALL - #5533	Completed		03/29/01	\$7,700.00	\$7,700.00	05/01/2001
5534	1108	2000-55	TBCDC - CONRAD - #5534	Completed		04/24/01	\$7,700.00	\$7,700.00	05/01/2001
5542	1107	2000-58	HFI - REILLY - #5542	Completed		04/24/01	\$37,000.00	\$37,000.00	05/01/2001
5543	1106	2000-55	TBCDC - DUFFY - #5543	Completed		04/21/01	\$7,612.00	\$7,612.00	05/01/2001
5547	1109	2000-59	PAL - OVERMILLER - #5547	Completed		04/24/01	\$34,940.00	\$34,940.00	05/01/2001
5548	1104	2000-55	TBCDC - HUNTINGTON - #5548	Completed		04/21/01	\$7,700.00	\$7,700.00	05/01/2001
5549	1110	2000-55	TBCDC - BRUNER - #5549	Completed		04/24/01	\$7,700.00	\$7,700.00	05/01/2001
5550	1105	2000-55	TBCDC - SLANEY - #5550	Completed		04/21/01	\$5,700.00	\$5,700.00	05/01/2001
5554	1101	2000-55	TBCDC - SAUTER - #5554	Completed		03/28/01	\$7,700.00	\$7,700.00	05/30/2001
5556	1124	2000-58	HFI - SWANN - #5556	Completed		05/12/01	\$40,500.00	\$40,500.00	05/30/2001
5558	1126	2000-55	TBCDC - BEYNON - #5558	Completed		05/12/01	\$7,700.00	\$7,700.00	05/30/2001
5559	1125	2000-55	TBCDC - CAMPO - 5559	Completed		05/12/01	\$7,700.00	\$7,700.00	05/30/2001
5560	1127	2000-55	TBCDC - JONES - #5560	Completed		05/12/01	\$7,700.00	\$7,700.00	05/30/2001
5561	1128	2000-55	TBCDC - JOHNSON - #5561	Completed		05/12/01	\$7,700.00	\$7,700.00	05/30/2001
5562	1149	2000-60	LARGO - TIPPIT - #5562	Completed		06/26/01	\$8,512.50	\$8,512.50	06/28/2001
5564	1129	2000-55	TBCDC - KROEKER - #5564	Completed		05/25/01	\$4,630.00	\$4,630.00	05/30/2001
5566	1137	2000-55	TBCDC - SCHOTT - #5566	Completed		05/25/01	\$7,700.00	\$7,700.00	05/30/2001
5568	1138	2000-61	LARGO - BARIC - #5568	Completed		06/02/01	\$7,700.00	\$7,700.00	06/28/2001
5571	1136	2000-58	HFI - COOPER - #5571	Completed		05/25/01	\$38,500.00	\$38,500.00	05/30/2001
5572	1140	2000-55	TBCDC - GIBBUD - #5572	Completed		06/26/01	\$7,700.00	\$7,700.00	06/28/2001
5575	1143	2000-55	TBCDC - CLARKE - #5575	Completed		06/26/01	\$7,300.00	\$7,300.00	06/28/2001
5576	1142	2000-55	TBCDC - ANDERSON - #5576	Completed		06/26/01	\$7,700.00	\$7,700.00	06/28/2001
5580	1146	2000-55	TBCDC - RIVAS - #5580	Completed		06/26/01	\$7,700.00	\$7,700.00	06/28/2001
5581	1144	2000-55	TBCDC - DI PAOLO - #5581	Completed		06/26/01	\$7,400.00	\$7,400.00	06/28/2001
5585	1145	2000-55	TBCDC - MARRILLIA - #5585	Completed		06/26/01	\$7,700.00	\$7,700.00	06/28/2001
5586	1187	2000-60	LARGO - JOHNSON - #5586	Completed		08/21/01	\$19,562.80	\$19,562.80	08/22/2001
5591	1147	2000-55	TBCDC - GREEN - #5591	Completed		06/26/01	\$7,700.00	\$7,700.00	06/28/2001
5592	1150	2000-59	PAL - JAYCOX - #5592	Completed		06/26/01	\$40,500.00	\$40,500.00	06/28/2001
5593	1148	2000-55	TBCDC - MARYCH - #5593	Completed		06/26/01	\$7,700.00	\$7,700.00	06/28/2001
5595	1153	2000-55	TBCDC - MCFARLAND - #5595	Completed		06/27/01	\$7,700.00	\$7,700.00	07/11/2001
5596	1154	2000-55	TBCDC - DAVIS - #5596	Completed		06/27/01	\$7,700.00	\$7,700.00	07/11/2001
5599	1164	2000-55	TBCDC - BROUCINEK - #5599	Completed		07/13/01	\$7,700.00	\$7,700.00	07/24/2001
5600	1165	2000-55	TBCDC - AYOTTE - #5600	Completed		07/13/01	\$7,700.00	\$7,700.00	07/24/2001
5601	1166	2000-55	TBCDC - COLSTON - #5601	Completed		07/13/01	\$7,700.00	\$7,700.00	07/24/2001
5602	1167	2000-55	TBCDC - DUFF - #5602	Completed		07/13/01	\$3,670.00	\$3,670.00	07/24/2001
5603	1168	2000-55	TBCDC - POWELL - #5603	Completed		07/13/01	\$7,700.00	\$7,700.00	07/24/2001
5604	1169	2000-55	TBCDC - HOSTETLER - #5604	Completed		07/13/01	\$7,700.00	\$7,700.00	07/24/2001
5605	1170	2000-55	TBCDC - OLSEN - #5605	Completed		07/16/01	\$7,700.00	\$7,700.00	07/24/2001
5607	1171	2000-55	TBCDC - CHAJJADI - #5607	Completed		07/16/01	\$7,700.00	\$7,700.00	07/24/2001
5612	1174	2000-59	PAL - GEIGER - #5612	Completed		07/20/01	\$40,000.00	\$40,000.00	07/24/2001
5613	1176	2000-55	TBCDC - VIEGO - #5613	Completed	13	08/06/01	\$4,050.00	\$4,050.00	08/07/2001
5624	1276	2000-54	RPI - DIXON - #5624	Completed	14B	02/07/02	\$18,000.00	\$18,000.00	02/22/2002
5632	1190	2000-59	PAL - HYDE - #5632	Completed		08/21/01	\$35,750.00	\$35,750.00	11/02/2001
5671	1223	2001-59	TBCDC - MORRIS - #5671	Completed		12/20/01	\$4,909.00	\$4,909.00	12/21/2001
5672	1224	2001-59	TBCDC - HOOVER - #5672	Completed		12/20/01	\$7,800.00	\$7,800.00	12/21/2001
5673	1225	2001-59	TBCDC - HOLDERBAUM - #5673	Completed		12/20/01	\$7,800.00	\$7,800.00	12/21/2001
5675	1226	2001-59	TBCDC - HOWELL - #5675	Completed		12/20/01	\$6,275.00	\$6,275.00	12/21/2001
5679	1235	2001-59	TBCDC - LANDAVERDE - #5679	Completed		12/26/01	\$7,800.00	\$7,800.00	12/28/2001
5680	1234	2001-59	TBCDC - KELLEY - #5680	Completed		12/26/01	\$5,800.00	\$5,800.00	12/28/2001
5691	1239	2001-59	TBCDC - SMITH - #5691	Completed		12/27/01	\$7,800.00	\$7,800.00	01/04/2002
5693	1259	2001-58	CD01RPI - GARCO - HOUSING PRESERVATION	Completed	14B	01/10/02	\$9,000.00	\$9,000.00	01/19/2002
5697	1260	2001-58	CD01RPI - GARCO - HOUSING PRESERVATION	Completed	14B	01/10/02	\$9,000.00	\$9,000.00	01/19/2002
5703	1261	2001-58	CD01RPI - CHIANG - HOUSING PRESERVATION	Completed	14B	01/10/02	\$9,000.00	\$9,000.00	01/19/2002
5725	1291	2001-58	CD01RPI - DIXON - HOUSING PRESERVATION	Completed	14B	02/19/02	\$26,000.00	\$26,000.00	02/22/2002
5730	1353	2001-58	CD01RPI - DAY - HOUSING PRESERVATION	Completed	14B	05/29/02	\$9,000.00	\$9,000.00	06/04/2002

U.S. DEPARTMENT OF HOUSING AND URBAN
DEVELOPMENT
OFFICE OF COMMUNITY PLANNING AND
DEVELOPMENT
PR08 - Grantee Summary Activity Report

DATE: 12/8/2016
TIME: 12:58:00 PM
PAGE: 16/40

IDIS

Grantee Activity Number	IDIS Activity - ID	Pgm Yr Project	Activity Name	Act Stat	Matrix Code	Initial Funding Date	Funded Amount	Drawn Amount	Date of Last Draw
5747	1313	2000-54	RPI - RATLIFF - #5747	Completed	14B	04/05/02	\$17,000.00	\$17,000.00	04/11/2002
5756	1350	2001-58	CD01RPI - BILLIAS - HOUSING PRESERVATION	Completed	14B	05/15/02	\$16,500.00	\$16,500.00	01/17/2003
5762	1369	2001-58	CD01RPI - SHOOTING STAR - HOUSING PRES	Completed	14B	06/06/02	\$41,000.00	\$41,000.00	06/15/2002
5788	1370	2001-58	CD01RPI - POMPEO - HOUSING PRESERVATION	Completed	14A	06/06/02	\$9,000.00	\$9,000.00	06/15/2002
5835	1403	2001-58	CD01RPI - REEDER - HOUSING PRESERVATION	Completed	14B	08/19/02	\$4,500.00	\$4,500.00	08/24/2002
5859	1408	2001-58	CD01RPI - NORLANDER - HOUSING PRESERVATI	Completed	14B	09/30/02	\$5,300.00	\$5,300.00	10/03/2002
5869	1409	2001-58	CD01RPI - SOMOGYI - HOUSING PRESERVATION	Completed	14B	09/30/02	\$32,000.00	\$32,000.00	10/03/2002
	1763	2003-26	RPI - SOMOGYI - #5869	Completed	14B	07/20/04	\$55,911.00	\$55,911.00	04/09/2005
5870	1410	2001-58	CD01RPI - MCCABE - HOUSING PRESERVATION	Completed	14B	09/30/02	\$8,800.00	\$8,800.00	10/03/2002
5872	1413	2001-70	HM01RHD - HERITAGE PRESBYTERIAN APTS	Completed		09/30/02	\$618,400.00	\$618,400.00	10/03/2002
5876	1412	2001-58	CD01RPI - ENRIGHT - HOUSING PRESERVATION	Completed	14A	09/30/02	\$6,500.00	\$6,500.00	10/03/2002
5878	1411	2001-58	CD01RPI - NELSON - HOUSING PRESERVATION	Completed	14B	09/30/02	\$15,000.00	\$15,000.00	10/03/2002
5879	1442	2002-4	CD02RPI - LEAMAN - HOUSING PRESERVATION	Completed	14A	01/13/03	\$4,400.00	\$4,400.00	01/17/2003
5892	1407	2001-58	CD01RPI - ENRIGHT - HOUSING PRESERVATION	Completed	14B	09/30/02	\$18,000.00	\$18,000.00	10/03/2002
5904	1479	2002-4	CD02RPI - PAVENT - HOUSING PRESERVATION	Completed	14B	01/28/03	\$15,213.30	\$15,213.30	07/01/2003
5908	1461	2002-1	HM02RHD - TRINITY HOUSE	Completed		01/16/03	\$21,418.55	\$21,418.55	01/17/2003
5930	1471	2002-4	CD02RPI - GANTT - HOUSING PRESERVATION	Completed	14B	01/27/03	\$4,000.00	\$4,000.00	01/31/2003
5931	1459	2002-4	CD02RPI - MCCABE - HOUSING PRESERVATION	Completed	14B	01/15/03	\$6,200.00	\$6,200.00	01/17/2003
5940	1502	2002-4	CD02RPI - BRAZEN - HOUSING PRESERVATION	Completed	12	02/17/03	\$11,000.00	\$11,000.00	04/12/2003
5948	1606	2002-3	HM02LSFR	Completed		09/29/03	\$53,738.00	\$53,738.00	10/16/2003
5949	1441	2002-1	HM02RHD - CONTEMPORARY HOUSING DEVELOPMT	Completed		12/27/02	\$1,178,062.78	\$1,178,062.78	07/03/2003
5958	1472	2002-4	CD02RPI - BRAZEN - HOUSING PRESERVATION	Completed	14B	01/27/03	\$9,500.00	\$9,500.00	01/31/2003
5964	1503	2002-4	CD02RPI - DIXON - HOUSING PRESERVATION	Completed	12	02/17/03	\$18,000.00	\$18,000.00	04/12/2003
5965	1504	2002-4	CD02RPI - NUYTEN - HOUSING PRESERVATION	Completed	12	02/17/03	\$4,600.00	\$4,600.00	04/12/2003
5966	1505	2002-4	CD02RPI - NUYTEN - HOUSING PRESERVATION	Completed	12	02/17/03	\$4,600.00	\$4,600.00	04/12/2003
5976	1550	2002-4	CD02RPI - DIXON - HOUSING PRESERVATION	Completed	14B	05/16/03	\$18,000.00	\$18,000.00	05/21/2003
5992	1533	2002-4	CD02RPI - GALLOWAY - HOUSING PRESERVATION	Completed	12	04/25/03	\$20,000.00	\$20,000.00	05/01/2003
5994	1595	2002-1	RPI - HABER - #5994	Completed	14B	10/09/03	\$45,500.00	\$45,500.00	10/16/2003
6004	1548	2002-4	CD02RPI - NUYTEN - HOUSING PRESERVATION	Completed	14A	05/16/03	\$4,400.00	\$4,400.00	05/21/2003
6005	1549	2002-4	CD02RPI - NUYTEN - HOUSING PRESERVATION	Completed	14A	05/16/03	\$6,000.00	\$6,000.00	05/21/2003
6006	1547	2002-4	CD02RPI - NUYTEN - HOUSING PRESERVATION	Completed	14A	05/16/03	\$5,900.00	\$5,900.00	05/21/2003
6007	1551	2002-4	CD02RPI - PETERSON- HOUSING PRESERVATION	Completed	14B	05/16/03	\$18,000.00	\$18,000.00	05/21/2003
6008	1552	2002-4	CD02RPI - PETERSON- HOUSING PRESERVATION	Completed	14B	05/16/03	\$18,000.00	\$18,000.00	05/21/2003
6010	1565	2002-4	CD02RPI - NUYTEN - HOUSING PRESERVATION	Completed	12	06/16/03	\$9,000.00	\$9,000.00	07/01/2003
6011	1596	2002-1	RPI - CURLEY - #6011	Completed	14B	10/09/03	\$9,000.00	\$9,000.00	10/16/2003
6030	1564	2002-4	CD02RPI - BRAZEN - HOUSING PRESERVATION	Completed	12	06/16/03	\$8,950.00	\$8,950.00	07/01/2003
6031	1641	2003-30	LARGO LEER #6031	Completed		03/17/04	\$72,366.56	\$72,366.56	03/19/2004
6035	1553	2002-4	CD02RPI - HAZLITT - HOUSING PRESERVATION	Completed	14B	05/16/03	\$24,500.00	\$24,500.00	05/21/2003
6043	1566	2002-4	CD02RPI - PALMA - HOUSING PRESERVATION	Completed	12	06/16/03	\$6,900.00	\$6,900.00	07/01/2003
6048	1693	2003-26	RPI NEWMAN E. #6048	Completed	14B	03/15/04	\$4,650.00	\$4,650.00	03/19/2004
6049	1692	2003-26	RPI NEWMAN #6049	Completed	14B	03/15/04	\$3,850.00	\$3,850.00	03/19/2004
6071	1607	2002-2	HM02SFR	Completed		09/29/03	\$2,750.00	\$2,750.00	10/16/2003
6074	1573	2002-1	HM02RHD - FRIENDS OF THE DEAF SVC CENTER	Completed		06/27/03	\$90,000.00	\$90,000.00	09/30/2004
6076	1600	2002-3	HM02LHBA	Completed		09/27/03	\$10,800.00	\$10,800.00	10/16/2003
6077	1601	2002-3	HM02LHBA	Completed		09/27/03	\$6,210.00	\$6,210.00	10/16/2003
6084	1578	2002-1	ILP - TABERY - #6084	Canceled			\$0.00	\$0.00	
	1579	2002-2	ILP - TABERY	Completed		09/25/03	\$2,750.00	\$2,750.00	10/16/2003
6090	1611	2002-2	HM02SFR	Completed		10/03/03	\$2,750.00	\$2,750.00	10/16/2003
6091	1612	2002-2	HM02SFR	Completed		10/03/03	\$2,750.00	\$2,750.00	10/16/2003
6094	1613	2002-3	DOWN PAYMENT ASSISTANCE	Completed		10/10/03	\$7,800.00	\$7,800.00	10/16/2003
6096	1604	2002-3	HM02DAL #6096	Completed		09/29/03	\$7,800.00	\$7,800.00	10/16/2003
6097	1603	2002-3	HM02DAL	Completed		09/27/03	\$7,570.00	\$7,570.00	10/16/2003
6098	1602	2002-3	HM02DAL	Completed		09/27/03	\$7,800.00	\$7,800.00	10/16/2003
6106	1608	2002-3	HM02DAL	Completed		09/29/03	\$7,800.00	\$7,800.00	10/16/2003
6107	1610	2002-3	HM02DAL	Completed		09/29/03	\$6,575.00	\$6,575.00	10/16/2003
6108	1609	2002-3	HM02DAL	Completed		09/29/03	\$7,800.00	\$7,800.00	10/16/2003
6113	1605	2002-3	HM02DAL	Completed		09/29/03	\$7,800.00	\$7,800.00	10/16/2003
6131	1690	2003-44	ARBEN & SELVIE BERBERI	Completed		03/15/04	\$7,800.00	\$7,800.00	03/19/2004
6134	1648	2003-44	VARELA/AVANDA JORGE/LUZ	Completed		03/10/04	\$6,800.00	\$6,800.00	03/19/2004
6138	1651	2003-44	FELIX AND MIRIAM PEREZ	Completed		03/10/04	\$7,800.00	\$7,800.00	03/19/2004
6139	1650	2003-44	LISA SMITH	Completed		03/10/04	\$7,700.00	\$7,700.00	03/19/2004
6147	1644	2003-32	J. COMEY	Completed		03/03/04	\$2,750.00	\$2,750.00	03/19/2004
6154	1730	2003-33	LARGO DAL - TRAN - #6154	Completed		06/09/04	\$10,000.00	\$10,000.00	06/15/2004
6156	1735	2003-33	LARGO DAL - JADUS - #6156	Completed		06/09/04	\$10,800.00	\$10,800.00	06/15/2004
6157	1734	2003-33	LARGO DAL - POWELL - #6157	Completed		06/09/04	\$10,800.00	\$10,800.00	06/15/2004

U.S. DEPARTMENT OF HOUSING AND URBAN
DEVELOPMENT
OFFICE OF COMMUNITY PLANNING AND
DEVELOPMENT
PR08 - Grantee Summary Activity Report

DATE: 12/8/2016
TIME: 12:58:00 PM
PAGE: 17/40

IDIS

Grantee Activity Number	IDIS Activity - ID	Pgm Yr Project	Activity Name	Act Stat	Matrix Code	Initial Funding Date	Funded Amount	Drawn Amount	Date of Last Draw
6158	1747	2003-33	LARGO DAL - MARTIN - #6158	Completed		07/12/04	\$7,800.00	\$7,800.00	07/20/2004
6165	1694	2003-26	RPI FRANKS #6165	Completed	14A	03/15/04	\$9,000.00	\$9,000.00	03/19/2004
6167	1659	2003-44	MARIN/RADOSTINA TODOROV/PAVLOVA	Completed		03/10/04	\$6,825.00	\$6,825.00	03/19/2004
6173	1660	2003-32	TARPON PINES VILLAGE, LLC/DICANDILO	Completed		03/11/04	\$2,550.00	\$2,550.00	03/19/2004
6174	1691	2003-26	RPI QUATTLEBAUM #6174	Completed	14B	03/15/04	\$15,000.00	\$15,000.00	03/19/2004
6175	1657	2003-44	DOMINICK CRITELLI	Completed		03/10/04	\$7,700.00	\$7,700.00	03/19/2004
6177	1652	2003-44	BARBARA WESTBROOK	Completed		03/10/04	\$7,275.00	\$7,275.00	03/19/2004
6178	1647	2003-44	ELSA M. REYES	Completed		03/04/04	\$7,325.00	\$7,325.00	03/19/2004
6179	1658	2003-44	ANGELINE DELLER	Completed		03/10/04	\$7,700.00	\$7,700.00	03/19/2004
6181	1661	2003-44	JAVIER PEREZ	Completed		03/10/04	\$6,900.00	\$6,900.00	03/19/2004
6182	1645	2003-44	DAWN BARCLAY	Completed		03/03/04	\$6,600.00	\$6,600.00	03/19/2004
6183	1646	2003-44	CELESTE DUMONT	Completed		03/03/04	\$7,500.00	\$7,500.00	03/19/2004
6184	1653	2003-44	OBRAD DJURIC	Completed		03/10/04	\$7,700.00	\$7,700.00	03/19/2004
6186	1654	2003-44	WILLIAM THOMAS	Completed		03/10/04	\$7,700.00	\$7,700.00	03/19/2004
6187	1656	2003-44	DANIEL T. HUNTER	Completed		03/11/04	\$7,700.00	\$7,700.00	03/19/2004
6188	1655	2003-44	PAUL RAVER	Completed		03/10/04	\$7,700.00	\$7,700.00	03/19/2004
6199	1649	2003-44	MARIANNE NIEVES	Completed		03/10/04	\$5,925.00	\$5,925.00	05/08/2004
6200	1699	2003-44	JANINE CORRIGAN #6200	Completed		04/15/04	\$7,700.00	\$7,700.00	05/08/2004
6201	1714	2003-26	RPI - SHONEFELT - 6201	Completed	14B	05/17/04	\$22,000.00	\$22,000.00	05/27/2004
6202	1736	2003-33	LARGO DAL - MARKHAM - #6202	Completed		06/09/04	\$7,800.00	\$7,800.00	06/15/2004
6203	1741	2003-33	LARGO DAL - ADAMI - #6203	Completed		07/12/04	\$9,725.00	\$9,725.00	07/20/2004
6204	1723	2003-26	RPI - POLIN - 6204	Completed	14A	06/04/04	\$3,200.00	\$3,200.00	06/15/2004
6206	1713	2003-46	HOME - PREHAB - #6206	Completed		04/29/04	\$27,418.25	\$27,418.25	05/08/2004
6207	1718	2003-46	HOME - PREHAB - 6207	Completed		05/17/04	\$34,964.50	\$34,964.50	05/27/2004
6208	1729	2003-33	LARGO DAL - WEIGAND - #6208	Completed		06/09/04	\$8,800.00	\$8,800.00	06/15/2004
6209	1731	2003-30	LARGO - PADULA - #6209	Completed		06/09/04	\$29,636.20	\$29,636.20	06/15/2004
6210	1737	2003-32	ILP - CRAWFORD - #6210	Completed		06/10/04	\$2,750.00	\$2,750.00	06/15/2004
6212	1726	2003-44	DAL - GARCIA - #6212	Completed		06/07/04	\$7,700.00	\$7,700.00	06/15/2004
6213	1719	2003-44	DAL - VUJICIC - #6213	Completed		06/04/04	\$7,425.00	\$7,425.00	06/15/2004
6214	1728	2003-44	DAL - MORRIS - #6214	Completed		06/07/04	\$7,700.00	\$7,700.00	06/15/2004
6215	1725	2003-44	DAL - BOLEY - #6215	Completed		06/07/04	\$7,125.00	\$7,125.00	06/15/2004
6217	1727	2003-44	DAL - TALNER - #6217	Completed		06/07/04	\$7,700.00	\$7,700.00	06/15/2004
6218	1732	2003-44	DAL - TURNER - #6218	Completed		06/09/04	\$7,700.00	\$7,700.00	06/15/2004
6220	1751	2003-44	DAL - POLJAC - #6220	Completed		09/27/04	\$7,560.00	\$7,560.00	09/30/2004
6224	1739	2003-44	DAL - GLAVONJIC - #6224	Completed		07/09/04	\$7,700.00	\$7,700.00	07/20/2004
6226	1753	2003-46	PREHAB - BURGER/WEIR - #6226	Completed		07/13/04	\$32,639.45	\$32,639.45	07/20/2004
6228	1748	2003-33	LARGO DAL - BABA-ALIQ - #6228	Completed		07/12/04	\$7,925.00	\$7,925.00	07/20/2004
6230	1752	2003-32	ILP - SNYDER - #6230	Completed		07/13/04	\$1,950.00	\$1,950.00	07/20/2004
6231	1750	2003-44	DAL - HARRIS - #6231	Completed		07/12/04	\$7,575.00	\$7,575.00	07/20/2004
6232	1745	2003-44	DAL - SMALLING - #6232	Completed		07/12/04	\$7,700.00	\$7,700.00	07/20/2004
6234	1749	2003-44	DAL - MILOSEVIC - #6234	Completed		07/12/04	\$7,700.00	\$7,700.00	07/20/2004
6235	1766	2003-26	RPI - MCCABE - #6235	Completed	14B	07/20/04	\$7,800.00	\$7,800.00	07/21/2004
6238	1772	2003-29	RHD - ALTA LARGO #6238	Completed		09/27/04	\$1,000,000.00	\$1,000,000.00	09/30/2004
6241	1746	2003-33	LARGO DAL - SANPHY - #6241	Completed		09/27/04	\$10,800.00	\$10,800.00	09/30/2004
6242	1774	2003-44	DAL-KOCSES-#6242	Completed		09/27/04	\$7,800.00	\$7,800.00	09/30/2004
6243	1754	2003-44	DAL - WATSON - #6243	Completed		09/27/04	\$5,050.00	\$5,050.00	09/30/2004
6244	1755	2003-44	DAL - MORALES - #6244	Completed		09/27/04	\$7,700.00	\$7,700.00	09/30/2004
6247	1756	2003-44	DAL - TIZNADO - #6247	Completed		09/27/04	\$7,700.00	\$7,700.00	09/30/2004
6248	1757	2003-44	DAL - RUIZ - #6248	Completed		09/27/04	\$6,900.00	\$6,900.00	09/30/2004
6249	1758	2003-44	DAL - SANDY - #6249	Completed		09/27/04	\$7,800.00	\$7,800.00	09/30/2004
6250	1759	2003-44	DAL - GEARY - #6250	Completed		09/27/04	\$7,700.00	\$7,700.00	09/30/2004
6251	1760	2003-44	DAL - HESSE - #6251	Completed		09/27/04	\$7,700.00	\$7,700.00	09/30/2004
6252	1761	2003-44	DAL - JORDAN - #6252	Completed		09/27/04	\$6,575.00	\$6,575.00	09/30/2004
6253	1770	2003-26	RPI - CHIANG - #6253	Completed	14B	09/03/04	\$23,000.00	\$23,000.00	09/10/2004
6254	1782	2003-30	LARGO - SNIPES - #6254	Completed		09/29/04	\$58,683.63	\$58,683.63	09/30/2004
6259	1768	2003-44	DAL - QUEZON - #6259	Completed		09/29/04	\$6,809.73	\$6,809.73	09/30/2004
6261	1778	2003-44	DAL - BENJAMIN - #6261	Completed		09/29/04	\$7,700.00	\$7,700.00	09/30/2004
6263	1803	2003-26	RPI - SHIU, HUA - #6263	Completed	14B	10/22/04	\$27,500.00	\$27,500.00	11/09/2004
6266	1784	2003-33	LARGO DAL - VARNEY - #6266	Completed		09/29/04	\$10,800.00	\$10,800.00	09/30/2004
6267	1783	2003-33	LARGO DAL - RIVERA - #6267	Completed		09/29/04	\$10,800.00	\$10,800.00	09/30/2004
6268	1779	2003-44	DAL - WILSON - #6268	Completed		09/29/04	\$7,250.00	\$7,250.00	09/30/2004
6271	1780	2003-44	DAL - GALLEGO - #6271	Completed		09/29/04	\$5,975.00	\$5,975.00	09/30/2004
6272	1802	2003-26	RPI - NUYTEN - #6272	Completed	14A	10/22/04	\$6,800.00	\$6,800.00	11/09/2004
6273	1777	2003-44	DAL - MCMILLEN/BATES - #6273	Completed		09/29/04	\$7,700.00	\$7,700.00	09/30/2004
6274	1781	2003-44	DAL - RAMIREZ - #6274	Completed		09/29/04	\$6,325.00	\$6,325.00	09/30/2004

U.S. DEPARTMENT OF HOUSING AND URBAN
DEVELOPMENT
OFFICE OF COMMUNITY PLANNING AND
DEVELOPMENT
PR08 - Grantee Summary Activity Report

DATE: 12/8/2016
TIME: 12:58:00 PM
PAGE: 18/40

IDIS

Grantee Activity Number	IDIS Activity - ID	Pgm Yr Project	Activity Name	Act Stat	Matrix Code	Initial Funding Date	Funded Amount	Drawn Amount	Date of Last Draw
6278	1775	2003-44	DAL - FLORES - #6278	Completed		09/29/04	\$7,700.00	\$7,700.00	09/30/2004
6279	1740	2003-44	DAL - BARNES - #6279	Completed		09/29/04	\$7,380.00	\$7,380.00	09/30/2004
6281	1785	2003-44	DAL - SARMIENTO - #6281	Completed		09/29/04	\$7,700.00	\$7,700.00	09/30/2004
6282	1776	2003-32	ILP - SCOTT - #6282	Completed		09/29/04	\$2,750.00	\$2,750.00	09/30/2004
6283	1822	2004-25	RPI - STANG - #6283	Completed	14B	01/25/05	\$18,000.00	\$18,000.00	01/28/2005
6284	1820	2004-25	RPI - PKC PROP INVEST - #6284	Completed	14A	01/25/05	\$6,250.00	\$6,250.00	01/28/2005
6286	1787	2003-44	DAL - LINDO - #6286	Completed		09/29/04	\$5,900.00	\$5,900.00	09/30/2004
6288	1788	2003-30	LARGO - CRUZ - #6288	Completed		09/29/04	\$36,386.15	\$36,386.15	09/30/2004
6289	1807	2003-44	DAL - NIEVES - #6289	Completed		11/04/04	\$7,200.00	\$7,200.00	11/09/2004
6290	1808	2003-44	DAL - LOYND - #6290	Completed		11/04/04	\$7,700.00	\$7,700.00	11/09/2004
6291	1806	2003-44	DAL - ROGERS - #6291	Completed		11/04/04	\$7,700.00	\$7,700.00	11/09/2004
6302	1804	2003-44	DAL - GAETZ - #6302	Completed		10/25/04	\$7,700.00	\$7,700.00	11/09/2004
6304	1805	2003-44	DAL - NIKOLOV - #6304	Completed		11/04/04	\$7,700.00	\$7,700.00	11/09/2004
6306	1829	2004-25	RPI - QUATTLEBAUM - #6306	Completed	14B	02/04/05	\$16,500.00	\$16,500.00	02/11/2005
6307	1877	2004-25	RPI - GOMEZ - #6307	Completed	14B	06/07/05	\$8,800.00	\$8,800.00	06/25/2005
6308	1878	2004-25	RPI - GOMEZ - #6308	Completed	14B	06/07/05	\$11,200.00	\$11,200.00	06/25/2005
6311	1842	2004-26	DAL - TORRES - #6311	Completed		02/09/05	\$7,800.00	\$7,800.00	02/11/2005
6312	1817	2003-33	LAR DPA - HAAS - #6312	Completed		01/13/05	\$10,800.00	\$10,800.00	01/15/2005
6315	1827	2004-37	ILP - ATKINSON - #6315	Completed		01/27/05	\$3,800.00	\$3,800.00	01/28/2005
6323	1826	2004-37	ILP - CICH - #6323	Completed		01/27/05	\$3,800.00	\$3,800.00	01/28/2005
6326	1844	2004-26	DAL - MARTINEZ - #6326	Completed		02/09/05	\$10,800.00	\$10,800.00	06/22/2006
6331	1845	2004-26	DAL - BRIANNE - #6331	Completed		02/09/05	\$10,800.00	\$10,800.00	02/11/2005
6333	1841	2004-24	LSFR - MCROBERTS - #6333	Completed		02/08/05	\$61,136.63	\$61,136.63	02/11/2005
6334	1840	2004-24	LSFR - TIPPIT - #6334	Completed		02/08/05	\$42,660.06	\$42,660.06	02/11/2005
6335	1843	2004-26	DAL - WATERSON - #6335	Completed		02/09/05	\$7,800.00	\$7,800.00	02/11/2005
6341	1848	2004-24	LSFR - ERIKSON - #6341	Completed		03/01/05	\$62,723.61	\$62,723.61	04/09/2005
6342	1849	2004-26	DAL - WHITEHORSE - #6342	Completed		03/01/05	\$10,135.00	\$10,135.00	04/09/2005
6343	1847	2003-33	LAR DPA - HOOLSEMA - #6343	Completed		03/01/05	\$10,800.00	\$10,800.00	04/09/2005
6345	1852	2004-25	RPI - LANCIOTTI - #6345	Completed	14B	04/07/05	\$13,113.00	\$13,113.00	08/25/2006
6349	1861	2004-25	RPI - LORRLIS - #6349	Completed	14B	04/08/05	\$16,000.00	\$16,000.00	05/24/2005
6350	1854	2004-26	CNHS DAL - MCDERMITT - #6350	Completed		04/07/05	\$10,800.00	\$10,800.00	04/09/2005
6353	1857	2004-24	LSFR - MCPHERSON - #6353	Completed		04/08/05	\$49,330.95	\$49,330.95	05/18/2005
6355	1855	2004-26	DAL - SARMIENTO - #6355	Completed		04/07/05	\$10,800.00	\$10,800.00	04/09/2005
6360	1874	2004-25	RPI - SAUER - #6360	Completed	14B	06/07/05	\$25,500.00	\$25,500.00	06/25/2005
6361	1856	2004-26	DAL - OBSTACULO - #6361	Completed		04/07/05	\$10,800.00	\$10,800.00	04/09/2005
6362	1859	2004-26	DAL - ZAHIROVIC	Completed		04/08/05	\$8,675.00	\$8,675.00	05/18/2005
6364	1860	2004-26	DAL - PEDERSEN - #6364	Completed		04/08/05	\$10,800.00	\$10,800.00	05/18/2005
6365	1858	2004-37	ILP - NOONAN - #6365	Completed		04/08/05	\$3,800.00	\$3,800.00	05/18/2005
6367	1863	2004-26	CNHS DAL - MENYHERT - #6367	Completed		04/13/05	\$10,000.00	\$10,000.00	05/18/2005
6368	1866	2004-24	LSFR - THIBODEAU - #6368	Completed		05/16/05	\$15,171.55	\$15,171.55	05/18/2005
6369	1867	2004-24	LSFR - JACKSON - #6369	Completed		05/16/05	\$37,281.63	\$37,281.63	05/18/2005
6370	1898	2003-29	RHD - CHAF - #6370	Completed		09/27/05	\$256,000.00	\$256,000.00	06/22/2006
6375	1869	2004-24	LSFR - MARVEL - #6375	Completed		05/16/05	\$55,905.23	\$55,905.23	05/18/2005
6376	1868	2004-24	LSFR - NELSON - #6376	Completed		05/16/05	\$49,353.30	\$49,353.30	05/18/2005
6379	1864	2004-26	CNHS DAL - BURK - #6379	Completed		05/16/05	\$10,800.00	\$10,800.00	09/02/2005
6380	1865	2004-26	DAL - ORE - #6380	Completed		05/16/05	\$10,800.00	\$10,800.00	05/18/2005
6381	1966	2005-25	RHD - GROVE PARK - #6381	Completed		09/20/06	\$686,848.42	\$686,848.42	12/18/2009
6382	1991	2005-25	BOLEY CENTER - SAFE HAVEN	Completed		09/21/06	\$325,000.00	\$325,000.00	11/28/2006
6383	1902	2004-21	RHD - PALMETTO PARK - 36383	Completed		09/28/05	\$900,000.00	\$900,000.00	10/01/2005
6384	1872	2004-26	DAL - FRANGIPANE - #6384	Completed		06/07/05	\$10,575.00	\$10,575.00	06/25/2005
6386	1885	2004-25	RPI - CRAVEN - #6386	Completed	14A	07/18/05	\$3,500.00	\$3,500.00	07/19/2005
6388	1880	2004-37	ILP - D'AMBROSIO - #6388	Completed		06/21/05	\$3,800.00	\$3,800.00	06/28/2005
6390	1873	2004-26	DAL - JOYNER - #6390	Completed		06/07/05	\$10,000.00	\$10,000.00	06/25/2005
6397	1952	2004-26	TBCDC DAL - GIVENS - #6397	Completed		06/05/06	\$9,440.00	\$9,440.00	06/07/2006
6398	1881	2004-26	DAL - HRVACEVIC - #6398	Completed		07/15/05	\$10,000.00	\$10,000.00	07/19/2005
6399	1882	2004-37	ILP - TURNER - #6399	Completed		07/18/05	\$3,800.00	\$3,800.00	07/19/2005
6401	1906	2004-25	RPI - HEABERLIN - #6401	Completed	14B	09/28/05	\$24,000.00	\$24,000.00	09/30/2005
6402	1905	2004-25	RPI - HEABERLIN - #6402	Completed	14B	09/28/05	\$24,000.00	\$24,000.00	09/30/2005
6410	1888	2004-26	CNHS DAL - CABRERA - #6410	Completed		09/01/05	\$10,800.00	\$10,800.00	09/28/2005
6411	1887	2004-26	CNHS DAL - BROWN - #6411	Completed		09/01/05	\$10,800.00	\$10,800.00	09/28/2005
6412	1897	2004-24	LSFR - NELLIS - #6412	Completed		09/16/05	\$103,265.59	\$103,265.59	09/30/2005
6413	1899	2004-27	LARGO DAL - SMITH - #6413	Completed		09/17/05	\$10,800.00	\$10,800.00	09/30/2005
6414	1900	2004-24	LSFR - MAVRAKOS - #6414	Completed		09/17/05	\$29,429.58	\$29,429.58	09/30/2005
6416	1893	2004-26	DAL - WILLIS - #6416	Completed		09/16/05	\$10,000.00	\$10,000.00	09/28/2005
6417	1896	2004-26	TBCDC DAL - BUSH - #6417	Completed		09/16/05	\$10,800.00	\$10,800.00	09/28/2005

U.S. DEPARTMENT OF HOUSING AND URBAN
DEVELOPMENT
OFFICE OF COMMUNITY PLANNING AND
DEVELOPMENT
PR08 - Grantee Summary Activity Report

DATE: 12/8/2016
TIME: 12:58:00 PM
PAGE: 19/40

IDIS

Grantee Activity Number	IDIS Activity - ID	Pgm Yr Project	Activity Name	Act Stat	Matrix Code	Initial Funding Date	Funded Amount	Drawn Amount	Date of Last Draw
6419	1901	2004-37	ILP - JUDY - #6419	Completed		09/17/05	\$3,800.00	\$3,800.00	09/30/2005
6421	1894	2004-26	DAL PS - MOLA - #6421	Completed		09/16/05	\$10,000.00	\$10,000.00	10/01/2005
6423	1951	2004-26	CNHS DAL - MYERS - #6423	Completed		06/05/06	\$10,800.00	\$10,800.00	06/07/2006
6427	1947	2004-26	DAL PS - PEDERSEN - #6427	Completed		06/05/06	\$10,000.00	\$10,000.00	06/07/2006
6428	1895	2004-26	DAL PS - BROWN - #6428	Completed		09/16/05	\$10,000.00	\$10,000.00	10/01/2005
6429	1956	2004-24	LSFR - HICKS - #6429	Completed		06/13/06	\$11,762.37	\$11,762.37	06/22/2006
6430	1908	2004-26	DAL PS - KREPINEVICH - #6430	Completed		09/29/05	\$10,000.00	\$10,000.00	10/01/2005
6431	1915	2004-26	DAL PS - RODGERS - #6431	Completed		09/29/05	\$10,000.00	\$10,000.00	10/01/2005
6432	1907	2004-26	DAL PS - JOHNSON - #6432	Completed		09/29/05	\$10,000.00	\$10,000.00	10/01/2005
6433	1920	2005-23	RPI - VALE - #6433	Completed	14A	01/12/06	\$3,000.00	\$3,000.00	01/21/2006
6434	1910	2004-26	DAL PS - RICE - #6434	Completed		09/29/05	\$10,000.00	\$10,000.00	10/01/2005
6435	1946	2004-26	DAL PS - JENKINS - #6435	Completed		06/05/06	\$10,000.00	\$10,000.00	06/07/2006
6436	1912	2004-26	DAL PS - SADIENZA - #6436	Completed		09/29/05	\$10,000.00	\$10,000.00	10/01/2005
6437	1911	2004-26	DAL PS - SUTLIFF - #6437	Completed		09/29/05	\$10,000.00	\$10,000.00	10/01/2005
6438	1909	2004-26	DAL PS - TRIMBLE - #6438	Completed		09/29/05	\$10,000.00	\$10,000.00	10/01/2005
6439	1914	2004-26	DAL PS - ALLEN - #6439	Completed		09/29/05	\$10,000.00	\$10,000.00	10/01/2005
6440	1945	2004-26	DAL PS - GAILEY - #6440	Completed		06/05/06	\$10,000.00	\$10,000.00	06/07/2006
6441	1913	2004-26	DAL PS - STUMPF - #6441	Completed		09/29/05	\$10,000.00	\$10,000.00	10/01/2005
6443	1953	2004-26	TBCDC DAL - FOLBERTH - #6443	Completed		06/05/06	\$10,350.00	\$10,350.00	06/07/2006
6444	1949	2004-26	DAL PS - JALLAND - #6444	Completed		06/05/06	\$10,000.00	\$10,000.00	06/07/2006
6445	1948	2004-26	DAL PS - EICH - #6445	Completed		06/05/06	\$10,000.00	\$10,000.00	06/07/2006
6446	1950	2004-26	CNHS DAL - TAYLOR - #6446	Completed		06/05/06	\$10,800.00	\$10,800.00	06/22/2006
6448	1954	2004-26	TBCDC DAL - PARKER - #6448	Completed		06/05/06	\$10,800.00	\$10,800.00	06/07/2006
6453	1924	2005-23	RPI - FRIEDEL - #6453	Completed	14B	01/13/06	\$8,800.00	\$8,800.00	01/25/2006
6458	1955	2005-31	CNHS DAL - JOYCE - #6458	Completed		06/13/06	\$10,800.00	\$10,800.00	09/23/2006
6461	1957	2005-26	LIL - RODRIGUEZ - #6461	Completed		06/13/06	\$18,812.49	\$18,812.49	09/26/2007
6462	1958	2005-31	DAL - SMITH - #6462	Completed		06/13/06	\$10,000.00	\$10,000.00	06/22/2006
6465	1929	2005-23	RPI - PADGITT - #6465	Completed	14B	01/13/06	\$13,000.00	\$13,000.00	01/25/2006
6466	1959	2004-24	LSFR - COFFIN - #6466	Completed		06/13/06	\$65,541.20	\$65,541.20	06/22/2006
6467A	1933	2005-29	UPARC ACQUISITION - CDBG	Completed	01	01/23/06	\$124,263.00	\$124,263.00	01/25/2006
6469	1961	2004-24	LSFR - TAYLOR - #6469	Completed		06/13/06	\$18,925.15	\$18,925.15	06/22/2006
6478	1964	2004-24	LSFR - ADEMA - #6478	Completed		06/16/06	\$22,091.78	\$22,091.78	06/22/2006
6479	1963	2004-24	LSFR - GAUTHIER - #6479	Completed		06/16/06	\$54,631.13	\$54,631.13	06/22/2006
6484	1962	2005-26	ILP - MCGRATH - 36484	Completed		06/16/06	\$3,800.00	\$3,800.00	06/22/2006
6488	1942	2005-23	RPI - FEDERAL HOMES - #6488	Completed	14B	05/30/06	\$24,000.00	\$24,000.00	06/01/2006
6489	1965	2005-31	DAL-PS - MARTS - #6489	Completed		06/16/06	\$10,000.00	\$10,000.00	06/22/2006
6491	1941	2005-23	RPI - FEDERAL HOMES - #6491	Completed	14B	05/30/06	\$24,000.00	\$24,000.00	06/01/2006
6495	1968	2004-27	LDAL - D'ARISTOTILE - #6495	Completed		06/20/06	\$10,000.00	\$10,000.00	09/23/2006
6496	1969	2004-27	LDAL - MOORE - #6496	Completed		06/20/06	\$25,800.00	\$25,800.00	09/23/2006
6499	1967	2004-24	LSFR - MOELLER - #6499	Completed		06/20/06	\$48,236.63	\$48,236.63	09/23/2006
6502	1989	2005-24	LSFR - ACKER - #6502	Completed		09/21/06	\$20,502.51	\$20,502.51	09/23/2006
6505	1988	2005-31	DAL-PS - TIPPIT - #6505	Completed		09/21/06	\$10,000.00	\$10,000.00	09/23/2006
6509	1981	2005-25	RHD - UPARC - #6509	Completed	01	07/13/06	\$450,000.00	\$450,000.00	07/14/2006
6510	1980	2005-25	RHD-HIGHLANDER VILLAGE/SHADY GROVE #6510	Completed	01	07/13/06	\$350,000.00	\$350,000.00	07/14/2006
6510-H	2370	2005-25	OHD - Shady Grove	Completed		06/14/12	\$643,860.41	\$643,860.41	09/27/2012
6516	1992	2005-31	DAL - MARTINEZ - #6516	Completed		09/21/06	\$8,350.00	\$8,350.00	09/23/2006
6530	1996	2005-30	LDAL - RIVERA - #6530	Completed		09/22/06	\$25,800.00	\$25,800.00	09/23/2006
6543	1997	2005-26	ILP - IACONO - #653	Completed		09/22/06	\$3,800.00	\$3,800.00	09/23/2006
6566	2009	2005-30	LARGO DAL - SCROFFINS - #6566	Completed		01/12/07	\$24,950.00	\$24,950.00	01/19/2007
6567	2008	2005-30	LARGO DAL - WINCHELL - #6567	Completed		01/12/07	\$25,800.00	\$25,800.00	01/19/2007
6582	2054	2006-15	RPI - FRIEDEL - 6582	Completed	14A	07/31/07	\$12,000.00	\$12,000.00	09/18/2007
6583	2010	2005-24	LSFR - SWIFT - 6583	Completed		01/12/07	\$146,828.64	\$146,828.64	01/19/2007
6587	2012	2005-30	LARGO DAL - OTALORA - #6587	Completed		01/24/07	\$25,800.00	\$25,800.00	04/12/2007
6588	2028	2005-30	LARGO DAL - REYES - #6588	Completed		05/09/07	\$25,800.00	\$25,800.00	05/12/2007
6589	2027	2005-30	LARGO DAL - TOSHA - #6589	Completed		05/09/07	\$25,800.00	\$25,800.00	05/12/2007
6610	2025	2005-24	LSFR - JOHNSON - #6610	Completed		05/09/07	\$132,588.63	\$132,588.63	05/12/2007
6611	2055	2006-15	RPI - LAU - 6611	Completed	14A	07/31/07	\$9,000.00	\$9,000.00	09/18/2007
6620	2056	2006-15	RPI - KARROT - 6620	Completed	14B	07/31/07	\$4,064.51	\$4,064.51	09/18/2007
6634	2029	2005-24	LSFR - DAYS - #6634	Completed		05/10/07	\$43,971.96	\$43,971.96	05/12/2007
6635	2036	2005-24	LSFR - CRITCHLOW - #6635	Completed		05/10/07	\$60,884.58	\$60,884.58	05/12/2007
6636	2030	2005-24	LSFR - CLARK - #6636	Completed		05/10/07	\$19,495.81	\$19,495.81	05/12/2007
6653	2033	2005-30	LARGO DAL - BOAZ - #6653	Completed		05/10/07	\$25,800.00	\$25,800.00	05/12/2007
6654	2035	2005-30	LARGO DAL - SALMAN - #6654	Completed		05/10/07	\$25,800.00	\$25,800.00	05/12/2007
6655	2031	2005-30	LARGO DAL - GALLANT - #6655	Completed		05/10/07	\$25,800.00	\$25,800.00	05/12/2007
6656	2034	2005-30	LARGO DAL - RAY - #6656	Completed		05/10/07	\$25,800.00	\$25,800.00	05/12/2007

U.S. DEPARTMENT OF HOUSING AND URBAN
DEVELOPMENT
OFFICE OF COMMUNITY PLANNING AND
DEVELOPMENT
PR08 - Grantee Summary Activity Report

DATE: 12/8/2016
TIME: 12:58:00 PM
PAGE: 20/40

IDIS

Grantee Activity Number	IDIS Activity - ID	Pgm Yr Project	Activity Name	Act Stat	Matrix Code	Initial Funding Date	Funded Amount	Drawn Amount	Date of Last Draw
6657	2032	2005-30	LARGO DAL - MORENO - #6657	Completed		05/10/07	\$25,800.00	\$25,800.00	05/12/2007
6667	2052	2006-11	PS DAL - PINELLI - #6667	Completed		06/22/07	\$10,000.00	\$10,000.00	09/20/2007
6668	2050	2006-11	PS DAL - COOK - #6668	Completed		06/22/07	\$10,000.00	\$10,000.00	09/20/2007
6669	2045	2006-11	DAL - FAUST - #6669	Completed		06/22/07	\$10,000.00	\$10,000.00	09/20/2007
6670	2051	2006-11	PS DAL - BALDWIN - #6670	Completed		06/22/07	\$10,000.00	\$10,000.00	09/20/2007
6696	2046	2006-12	RHD - CHAF 31st St. - #6696	Completed	01	06/11/07	\$1,355,006.94	\$1,355,006.94	10/01/2010
6733	2062	2006-10	LARGO DAL - ROGERS - #6733	Completed		09/21/07	\$25,800.00	\$25,800.00	09/26/2007
6734	2061	2006-10	LARGO DAL - CONTOIS - #6734	Completed		09/21/07	\$25,800.00	\$25,800.00	09/26/2007
6735	2058	2006-10	LARGO DAL - CURRY - #6735	Completed		09/21/07	\$25,800.00	\$25,800.00	09/26/2007
6736	2059	2006-10	LARGO DAL - PEDICONE - #6736	Completed		09/21/07	\$25,800.00	\$25,800.00	09/26/2007
6737	2060	2006-10	LARGO DAL - CHIPMAN - #6737	Completed		09/21/07	\$25,800.00	\$25,800.00	09/26/2007
6753	2066	2006-14	LSFR - MONARCH - #6753	Completed		11/29/07	\$143,683.16	\$143,683.16	11/30/2007
6771	2064	2006-15	RHD - CSF LEO LANE - #6771	Completed		09/21/07	\$814,704.00	\$814,704.00	09/26/2007
6774	2063	2006-14	LARGO SFR - CASAVANT - #6774	Completed		09/21/07	\$8,571.70	\$8,571.70	09/26/2007
6844	2078	2006-10	LARGO DAL - HARTWELL - #6844	Completed		03/14/08	\$25,800.00	\$25,800.00	03/18/2008
6913H	2106	2007-20	OHD - STEVENS CREEK - #6913H	Completed		09/30/08	\$1,427,085.53	\$1,427,085.53	02/24/2015
6918	2087	2006-10	LARGO DAL - ANDREA - #6918	Completed		08/21/08	\$25,800.00	\$25,800.00	08/27/2008
6937	2089	2007-22	LARGO DAL - DISALVO - #6937	Completed		08/21/08	\$25,800.00	\$25,800.00	08/27/2008
6946	2088	2006-14	LARGO SFR - PITTS - #6946	Completed		08/21/08	\$25,840.38	\$25,840.38	08/27/2008
6959-H	2099	2007-23	RHD - VERONA AVENUE ELEVEN - #6959-H	Completed		09/25/08	\$500,000.00	\$500,000.00	09/27/2008
6976	2101	2007-19	LARGO SFR - URBANEC - #6976	Completed		09/25/08	\$69,276.50	\$69,276.50	09/27/2008
6978	2090	2007-22	LARGO DAL - YAUCH - #6978	Completed		08/21/08	\$25,800.00	\$25,800.00	08/27/2008
6987	2091	2007-21	DAL - FAIRBANKS - #6987	Completed		08/21/08	\$10,887.50	\$10,887.50	11/19/2008
6988	2109	2007-19	LSFR - BOTTA - #6988	Completed		11/10/08	\$27,199.85	\$27,199.85	11/19/2008
6989	2093	2007-21	DAL - ROBART - #6989	Completed		08/21/08	\$11,311.00	\$11,311.00	11/19/2008
6990	2094	2007-21	DAL - SALADIN - #6990	Completed		08/21/08	\$21,302.50	\$21,302.50	11/19/2008
6991	2092	2007-21	DAL - MOORE - #6991	Completed		08/21/08	\$11,302.50	\$11,302.50	11/19/2008
6993	2095	2007-21	DAL - FURTIVO - #6993	Completed		08/21/08	\$11,250.00	\$11,250.00	11/19/2008
6995	2096	2007-21	DAL - WILKINS - #6995	Completed		08/21/08	\$8,287.50	\$8,287.50	11/19/2008
7005	2105	2006-12	RHD - UPARC CURLEW SRO - #7005	Completed		09/25/08	\$375,599.50	\$375,599.50	06/04/2009
7007	2103	2007-21	DAL - BROYLES - #7007	Completed		09/25/08	\$11,387.50	\$11,387.50	11/19/2008
7008	2102	2007-21	DAL - CHURCH - #7008	Completed		09/25/08	\$11,237.50	\$11,237.50	11/19/2008
7009	2104	2007-21	DAL - CARSTENSEN - #7009	Completed		09/25/08	\$19,422.50	\$19,422.50	11/19/2008
7012	2131	2008-24	LARGO SFR - DOAK - #7012	Completed		05/27/09	\$18,572.51	\$18,572.51	06/04/2009
7014	2107	2007-21	DAL - HANNA - #7014	Completed		09/30/08	\$10,887.50	\$10,887.50	11/19/2008
7019	2108	2007-21	DAL - DIFRENNNA - #7019	Completed		09/30/08	\$7,502.50	\$7,502.50	11/19/2008
7020	2110	2007-21	DAL - CURRIER - #7020	Completed		11/10/08	\$11,202.50	\$11,202.50	11/19/2008
7030	2132	2008-20	DAL - MIDGETT - #7030	Completed		05/27/09	\$21,173.46	\$21,173.46	12/23/2009
7035	2135	2008-20	DAL - PACE - #7035	Completed		05/27/09	\$11,335.00	\$11,335.00	06/04/2009
7036	2133	2008-20	DAL - JENSEN - #7036	Completed		05/27/09	\$9,935.00	\$9,935.00	06/04/2009
7037	2134	2008-20	DAL - BURCH - #7037	Completed		05/27/09	\$11,150.00	\$11,150.00	06/04/2009
7038	2136	2008-20	DAL - ROBERT - #7038	Completed		05/28/09	\$11,335.00	\$11,335.00	06/04/2009
7039	2139	2008-20	DAL - GOSE - #7039	Completed		05/28/09	\$11,335.00	\$11,335.00	06/04/2009
7042	2138	2008-20	DAL - FORBES - #7042	Completed		05/28/09	\$11,335.00	\$11,335.00	06/04/2009
7044	2140	2008-20	DAL - BURLESON - #7044	Completed		05/28/09	\$11,335.00	\$11,335.00	06/04/2009
7045	2142	2008-20	DAL - NEWHAM - #7045	Completed		05/28/09	\$11,335.00	\$11,335.00	06/04/2009
7046	2141	2008-20	DAL - FIORENTIONO	Completed		05/28/09	\$11,420.00	\$11,420.00	06/04/2009
7047	2143	2008-20	DAL - WINSLOW - #7047	Completed		05/28/09	\$11,335.00	\$11,335.00	06/04/2009
7054	2137	2008-20	DAL - FARLEY - #7054	Completed		05/28/09	\$11,335.00	\$11,335.00	07/09/2009
7055	2144	2008-20	DAL - BARNES - #7055	Completed		05/28/09	\$11,335.00	\$11,335.00	06/04/2009
7060	2145	2008-20	DAL - KUKULYA - #7060	Completed		05/28/09	\$11,335.00	\$11,335.00	08/28/2009
7062	2146	2008-20	DAL - DYER - #7062	Completed		05/28/09	\$21,250.00	\$21,250.00	06/04/2009
7064	2147	2007-22	LARGO DAL - DAUGHERTY - #7064	Completed		05/28/09	\$25,800.00	\$25,800.00	06/04/2009
7071	2149	2008-20	DAL - THOMPSON - #7071	Completed		05/28/09	\$10,370.00	\$10,370.00	07/09/2009
7073	2148	2008-20	DAL - ROBINSON - #7073	Completed		05/28/09	\$21,351.23	\$21,351.23	02/13/2010
7075	2151	2008-20	DAL - WOODWARD - #7075	Completed		05/28/09	\$11,435.00	\$11,435.00	06/04/2009
7082	2150	2008-20	DAL - RAISCH - #7082	Completed		05/28/09	\$11,250.00	\$11,250.00	07/09/2009
7085	2152	2007-19	LARGO DAL - VOGEL - #7085	Completed		05/28/09	\$37,591.30	\$37,591.30	06/04/2009
7087	2153	2008-20	DAL - MCKELLAR - #7087	Completed		05/28/09	\$11,335.00	\$11,335.00	08/28/2009
7088	2155	2007-22	LDAL - FIGUEROA - #7088	Completed		07/02/09	\$25,075.00	\$25,075.00	07/09/2009
7089	2156	2007-22	LARGO DAL - ROWELL - #7089	Completed		07/02/09	\$25,500.00	\$25,500.00	07/09/2009
7103	2157	2008-20	DAL - KNIGHT - #7103	Completed		07/02/09	\$9,550.00	\$9,550.00	08/12/2009
7104	2159	2008-20	DAL - BRETTHAUER - #7104	Completed		07/02/09	\$9,575.00	\$9,575.00	08/28/2009
7108	2160	2008-20	DAL - EHRlich - #7108	Completed		07/02/09	\$11,335.00	\$11,335.00	10/01/2009
7109	2158	2008-20	DAL - AVILA - #7109	Completed		07/02/09	\$11,250.00	\$11,250.00	08/28/2009

U.S. DEPARTMENT OF HOUSING AND URBAN
DEVELOPMENT
OFFICE OF COMMUNITY PLANNING AND
DEVELOPMENT
PR08 - Grantee Summary Activity Report

DATE: 12/8/2016
TIME: 12:58:00 PM
PAGE: 21/40

IDIS

Grantee Activity Number	IDIS Activity - ID	Pgm Yr Project	Activity Name	Act Stat	Matrix Code	Initial Funding Date	Funded Amount	Drawn Amount	Date of Last Draw
7112	2161	2008-20	DAL - LONDONO - #7112	Completed		08/03/09	\$11,335.00	\$11,335.00	10/01/2009
7114	2175	2008-19	Largo DAL - Williams - #7114	Completed		09/29/09	\$25,250.00	\$25,250.00	10/01/2009
7115	2174	2008-19	Largo DAL - Sovocool - #7115	Completed		09/29/09	\$26,000.00	\$26,000.00	10/01/2009
7116	2162	2008-20	DAL - MCCASKILL - #7116	Completed		08/03/09	\$19,964.18	\$19,964.18	08/28/2009
7119	2177	2008-19	Largo DAL - White - #7119	Completed		09/29/09	\$26,000.00	\$26,000.00	10/01/2009
7123	2176	2008-24	LSFR - Kavallierakis - #7123	Completed		09/29/09	\$16,613.70	\$16,613.70	10/01/2009
7124	2205	2008-24	Largo SFR - Rech - #7124	Completed		12/17/09	\$64,675.99	\$64,675.99	12/23/2009
7125	2206	2008-25	Largo SFR - Rowe - #7125	Completed		12/17/09	\$14,391.35	\$14,391.35	03/04/2010
7134	2167	2008-20	DAL - VALENTIN-RODRIGUEZ	Completed		08/27/09	\$11,435.00	\$11,435.00	10/01/2009
7135	2166	2008-20	DAL - SOUTHAM - #7135	Completed		08/26/09	\$11,505.00	\$11,505.00	10/01/2009
7136	2168	2008-20	DAL - ACEBO - #7136	Completed		08/27/09	\$11,335.00	\$11,335.00	10/01/2009
7137	2171	2008-20	DAL - KIMBALL - #7137	Completed		08/27/09	\$11,335.00	\$11,335.00	12/23/2009
7138	2170	2008-20	DAL - MUNSON - #7138	Completed		08/27/09	\$11,335.00	\$11,335.00	08/28/2009
7139	2169	2008-20	DAL - CAETANO - 7139	Completed		08/27/09	\$11,335.00	\$11,335.00	10/01/2009
7155	2202	2008-25	PARC - Curry Villa Rehab	Completed	03B	12/11/09	\$66,948.84	\$66,948.84	02/13/2010
7157	2187	2008-20	DAL - Cyr - #7157	Completed		09/29/09	\$9,460.41	\$9,460.41	03/04/2010
7158	2188	2008-20	DAL - Joseph - #7158	Completed		09/29/09	\$11,335.00	\$11,335.00	10/01/2009
7159	2189	2008-20	DAL - Baba - #7159	Completed		09/29/09	\$11,335.00	\$11,335.00	10/01/2009
7161	2190	2008-20	DAL - Sims - #7161	Completed		09/29/09	\$10,770.82	\$10,770.82	02/13/2010
7165	2191	2008-20	DAL - Pavlick - #7165	Completed		09/29/09	\$11,266.85	\$11,266.85	06/22/2010
7166	2192	2008-20	DAL - Harness - #7166	Completed		09/29/09	\$11,256.03	\$11,256.03	06/22/2010
7167	2186	2008-20	DAL - Aguirre-Gutierrez - #7167	Completed		09/29/09	\$21,420.00	\$21,420.00	10/01/2009
7168	2181	2008-20	DAL - Soodak - #7168	Completed		09/29/09	\$11,235.00	\$11,235.00	10/01/2009
7174	2180	2008-20	DAL - Malo - #7174	Completed		09/29/09	\$11,335.00	\$11,335.00	12/23/2009
7175	2179	2008-20	DAL - Cox - #7175	Completed		09/29/09	\$11,356.03	\$11,356.03	06/22/2010
7177	2184	2008-20	DAL - Cornelius - #7177	Completed		09/29/09	\$11,240.04	\$11,240.04	09/29/2010
7183	2172	2008-25	RHD - UPARC Waterfall - #7183	Completed		09/25/09	\$1,137,702.84	\$1,137,702.84	05/22/2014
7184	2182	2008-20	DAL - Prescott - #7184	Completed		09/29/09	\$11,245.82	\$11,245.82	02/13/2010
7185	2183	2008-20	DAL - Garcia - #7185	Completed		09/29/09	\$11,271.03	\$11,271.03	06/22/2010
7186	2233	2009-26	DAL-Reyes-7186	Completed		02/02/10	\$11,351.22	\$11,351.22	02/13/2010
7187	2185	2008-20	DAL - Cirello - #7187	Completed		09/29/09	\$11,340.41	\$11,340.41	03/04/2010
7188	2178	2008-20	DAL - Kukacka - #7188	Completed		09/29/09	\$11,441.03	\$11,441.03	06/22/2010
7198	2200	2008-20	DAL - Raisch - #7198	Completed		11/17/09	\$21,185.00	\$21,185.00	12/23/2009
7202	2199	2008-20	DAL - Deacon - #7202	Completed		12/17/09	\$18,835.00	\$18,835.00	12/23/2009
7206	2227	2009-26	DAL-Ramsoomye-7206	Completed		02/02/10	\$11,372.86	\$11,372.86	02/13/2010
7207	2229	2009-26	DAL-Ogden-7207	Completed		02/02/10	\$7,778.27	\$7,778.27	02/13/2010
7208	2228	2009-26	DAL-McCawley-7208	Completed		02/02/10	\$11,356.63	\$11,356.63	02/13/2010
7209	2248	2008-20	DAL-Gainey-#7209	Completed		02/12/10	\$11,372.85	\$11,372.85	09/29/2010
7212	2230	2009-26	DAL-Wilke-7212	Completed		02/02/10	\$9,867.45	\$9,867.45	03/04/2010
7213	2224	2009-26	DAL-Gilchrist-7213	Completed		02/02/10	\$11,287.37	\$11,287.37	06/22/2010
7214	2225	2009-26	DAL-Chiappetti-7214	Completed		02/02/10	\$21,452.45	\$21,452.45	02/13/2010
7215	2226	2009-26	DAL-Izzo-7215	Completed		02/02/10	\$11,299.42	\$11,299.42	06/22/2010
7216	2223	2009-26	DAL - MacNeal - #7216	Completed		02/02/10	\$11,356.63	\$11,356.63	02/13/2010
7222	2239	2009-26	DAL-Shakoor-7222	Completed		02/02/10	\$21,351.22	\$21,351.22	03/04/2010
7232	2234	2009-26	DAL-Brown-7232	Completed		02/02/10	\$18,866.96	\$18,866.96	06/22/2010
7233	2237	2009-26	DAL-Putnam-7233	Completed		02/02/10	\$11,362.04	\$11,362.04	02/13/2010
7234	2238	2009-26	DAL-Coffee-7234	Completed		02/02/10	\$11,351.22	\$11,351.22	02/13/2010
7235	2236	2009-26	DAL-Sredkova-7235	Completed		02/02/10	\$11,277.04	\$11,277.04	02/13/2010
7236	2235	2009-26	DAL-Tedder-7236	Completed		02/02/10	\$10,867.66	\$10,867.66	06/22/2010
7246	2241	2009-26	DAL-Savitski-7246	Completed		02/02/10	\$10,511.22	\$10,511.22	03/04/2010
7247	2246	2009-26	DAL-Cheney-7247	Completed		02/12/10	\$11,256.63	\$11,256.63	03/04/2010
7248	2242	2009-26	DAL-Galka-7248	Completed		02/02/10	\$11,362.04	\$11,362.04	03/04/2010
7249	2243	2009-26	DAL-Hernandez-7249	Completed		02/02/10	\$9,461.63	\$9,461.63	03/04/2010
7250	2240	2009-26	DAL-Wilkerson-7250	Completed		02/02/10	\$11,335.00	\$11,335.00	02/13/2010
7251	2255	2009-26	DAL-Waller-#7251	Completed		02/12/10	\$11,430.82	\$11,430.82	06/22/2010
7256	2232	2009-26	DAL-Salamanca-7256	Completed		02/02/10	\$11,531.31	\$11,531.31	03/04/2010
7264	2245	2009-26	DAL - Bourdon - #7264	Completed		02/12/10	\$11,307.42	\$11,307.42	06/22/2010
7265	2231	2009-26	DAL-Paul-7265	Completed		02/02/10	\$11,261.31	\$11,261.31	03/04/2010
7266	2251	2009-26	DAL-Irwin-Cutter-#7266	Completed		02/12/10	\$11,277.05	\$11,277.05	06/22/2010
7267	2258	2009-26	DAL - Giarla - #7267	Completed		03/02/10	\$10,967.43	\$10,967.43	06/22/2010
7268	2250	2009-26	DAL-Kozak-#7268	Completed		02/12/10	\$11,371.40	\$11,371.40	03/04/2010
7269	2252	2009-26	DAL-Hartell-#7269	Completed		02/12/10	\$11,371.89	\$11,371.89	06/22/2010
7274	2262	2008-24	LSFR - Kaiser - #7274	Completed		06/14/10	\$36,894.59	\$36,894.59	06/22/2010
7285	2259	2009-26	DAL - Pelletier	Completed		03/02/10	\$11,392.30	\$11,392.30	06/22/2010
7286	2247	2009-26	DAL-Howard-#7286	Completed		02/12/10	\$11,402.88	\$11,402.88	06/22/2010

U.S. DEPARTMENT OF HOUSING AND URBAN
DEVELOPMENT
OFFICE OF COMMUNITY PLANNING AND
DEVELOPMENT
PR08 - Grantee Summary Activity Report

DATE: 12/8/2016
TIME: 12:58:00 PM
PAGE: 22/40

IDIS

Grantee Activity Number	IDIS Activity - ID	Pgm Yr Project	Activity Name	Act Stat	Matrix Code	Initial Funding Date	Funded Amount	Drawn Amount	Date of Last Draw
7288	2257	2009-26	DAL - Barlow - #7288	Completed		03/02/10	\$11,387.14	\$11,387.14	06/22/2010
7289	2256	2009-26	DAL - Maciosek - #7289	Completed		03/02/10	\$11,402.75	\$11,402.75	06/26/2010
7290	2253	2009-26	DAL-Figueroa-#7290	Completed		02/12/10	\$9,613.12	\$9,613.12	06/22/2010
7299	2273	2009-26	DAL - Zima - #7299	Completed		06/14/10	\$11,371.76	\$11,371.76	06/22/2010
7300	2274	2009-26	DAL - Lansiquot - #7300	Completed		06/14/10	\$11,371.76	\$11,371.76	06/22/2010
7301	2261	2009-26	DAL - Bosch/Martinze - #7301	Completed		06/14/10	\$11,371.76	\$11,371.76	06/22/2010
7307	2280	2008-24	LSFR - Myers - #7307	Completed		06/14/10	\$48,013.48	\$48,013.48	06/22/2010
7308	2269	2009-26	DAL - Ake - #7308	Completed		06/14/10	\$11,483.44	\$11,483.44	06/22/2010
7309	2270	2009-26	DAL - Loera - #7309	Completed		06/14/10	\$11,372.12	\$11,372.12	09/29/2010
7310	2267	2009-26	DAL - Evans - #7310	Completed		06/14/10	\$11,377.53	\$11,377.53	06/22/2010
7311	2275	2009-26	DAL - Coleman - #7311	Completed		06/14/10	\$11,392.55	\$11,392.55	09/29/2010
7312	2276	2009-26	DAL - Burger - #7312	Completed		06/14/10	\$11,287.14	\$11,287.14	09/29/2010
7313	2266	2009-26	DAL - Poceous - #7313	Completed		06/14/10	\$11,477.54	\$11,477.54	06/22/2010
7314	2264	2009-26	DAL - Nadeau - #7314	Completed		06/14/10	\$11,403.36	\$11,403.36	12/23/2010
7315	2277	2009-26	DAL - Bakke - #7315	Completed		06/14/10	\$11,307.54	\$11,307.54	06/22/2010
7316	2265	2009-26	DAL - Margiasso - #7316	Completed		06/14/10	\$11,387.14	\$11,387.14	06/22/2010
7317	2263	2009-26	DAL - Contreras - #7317	Completed		06/14/10	\$11,472.14	\$11,472.14	06/22/2010
7318	2278	2009-26	DAL - Sutton - #7318	Completed		06/14/10	\$11,392.54	\$11,392.54	06/22/2010
7319	2268	2009-26	DAL - Baker - #7319	Completed		06/14/10	\$11,372.13	\$11,372.13	06/22/2010
7320	2279	2009-26	DAL - McKay - #7320	Completed		06/14/10	\$11,388.36	\$11,388.36	09/29/2010
7334	2281	2009-26	DAL - Bowe - #7334	Completed		06/24/10	\$11,071.49	\$11,071.49	06/26/2010
7335	2285	2009-26	DAL - Patron - #7335	Completed		06/24/10	\$11,376.81	\$11,376.81	06/26/2010
7336	2283	2009-26	DAL - Nastari - #7336	Completed		06/24/10	\$9,596.81	\$9,596.81	06/26/2010
7337	2282	2009-26	DAL - Pavlovic - #7337	Completed		06/24/10	\$11,307.30	\$11,307.30	06/26/2010
7338	2284	2009-26	DAL - Booher - #7338	Completed		06/24/10	\$11,382.22	\$11,382.22	09/29/2010
7341	2303	2009-20	LSFR - Cutler - #7341	Completed		09/24/10	\$33,373.34	\$33,373.34	09/29/2010
7344	2302	2009-20	LSFR - Petro/Coughlin - #7344	Completed		09/24/10	\$151,654.33	\$151,654.33	09/29/2010
7345	2286	2009-26	DAL - Yoston - #7345	Completed		06/24/10	\$11,303.34	\$11,303.34	08/05/2010
7350	2287	2009-26	DAL - Pence - #7350	Completed		08/03/10	\$11,366.97	\$11,366.97	08/05/2010
7351	2288	2009-26	DAL - Sarno - #7351	Completed		08/03/10	\$11,366.97	\$11,366.97	09/29/2010
7352	2292	2009-26	DAL - Suarez - #7352	Completed		08/03/10	\$11,372.37	\$11,372.37	08/05/2010
7353	2289	2009-26	DAL - Ward - #7353	Completed		08/03/10	\$8,922.37	\$8,922.37	08/05/2010
7354	2290	2008-20	DAL - Rae - #7354	Completed		08/03/10	\$10,797.37	\$10,797.37	08/05/2010
7355	2294	2009-26	DAL - Hermon - #7355	Completed		08/03/10	\$6,488.59	\$6,488.59	09/29/2010
7356	2291	2009-26	DAL - Pike - #7356	Completed		08/03/10	\$5,547.37	\$5,547.37	09/29/2010
7368	2305	2008-21	RHD - Laurel Trace Apartments - #7368	Completed		09/30/10	\$141,739.47	\$141,739.47	03/19/2011
7369-H	2333	2009-22	RHD-Oak Ridge-#7369-H	Completed		09/22/11	\$202,958.99	\$202,958.99	08/08/2012
7392	2297	2009-26	DAL - Swords - #7392	Completed		09/28/10	\$6,047.85	\$6,047.85	09/29/2010
7393	2295	2009-26	DAL - Murphy - #7393	Completed		09/24/10	\$6,457.85	\$6,457.85	09/29/2010
7394	2296	2009-26	DAL - Barber - #7394	Completed		09/24/10	\$6,372.85	\$6,372.85	09/29/2010
7398	2298	2009-26	DAL - Logal - #7398	Completed		09/24/10	\$6,378.26	\$6,378.26	12/23/2010
7399	2300	2009-26	DAL - Causey - #7399	Completed		09/24/10	\$6,372.85	\$6,372.85	12/23/2010
7400	2301	2009-26	DAL - Hanna - #7400	Completed		09/24/10	\$10,678.26	\$10,678.26	12/23/2010
7401	2299	2009-26	DAL - Gonzalez - #7401	Completed		09/24/10	\$6,378.26	\$6,378.26	12/23/2010
7585	2325	2010-21	DAL-Schroeder-#7585	Completed		09/22/11	\$6,076.38	\$6,076.38	09/24/2011
7640	2331	2010-18	LSFR-Conduzzi-#7640	Completed		09/22/11	\$80,306.36	\$80,306.36	09/24/2011
7651	2327	2010-21	DAL-Mingo-#7651	Completed		09/22/11	\$5,562.10	\$5,562.10	09/24/2011
7672	2332	2010-18	LSFR-Strickland-#7672	Completed		09/22/11	\$32,100.04	\$32,100.04	09/24/2011
7707	2329	2010-21	DAL-Lopez/Perez-#7707	Completed		09/22/11	\$6,022.10	\$6,022.10	09/24/2011
7708	2328	2010-21	DAL - White - #7708	Completed		09/22/11	\$6,027.14	\$6,027.14	09/24/2011
7709	2330	2010-21	DAL-Perez/Molina-#7709	Completed		09/22/11	\$5,998.59	\$5,998.59	09/24/2011
7917	2337	2010-22	LDAL - Houghton - #7917	Completed		12/15/11	\$6,000.00	\$6,000.00	12/16/2011
7996	2369	2010-21	DAL - Soriano - 7996	Completed		06/14/12	\$5,965.00	\$5,965.00	06/22/2012
7997	2365	2010-21	DAL - MacGregor - 7997	Completed		06/14/12	\$6,085.00	\$6,085.00	06/22/2012
90/9	109	1994-2	WYATT ST. PHASE IIA AND IIB DESIGN	Completed	03K	04/01/91	\$10,113.00	\$10,113.00	09/30/1998
91/1A	110	1994-2	Unknown	Completed	14B		\$0.00	\$0.00	
91/8	111	1994-2	Unknown	Completed	13		\$0.00	\$0.00	
92/28	112	1994-2	Unknown	Completed	08		\$0.00	\$0.00	
92/3	113	1994-2	Unknown	Completed	14B		\$0.00	\$0.00	
93/02A	114	1994-2	Unknown	Completed	14A		\$0.00	\$0.00	
93/03	115	1994-2	Unknown	Completed	08		\$0.00	\$0.00	
93/04	116	1994-2	Unknown	Completed	08		\$0.00	\$0.00	
93/05B	117	1994-2	Unknown	Completed	14B		\$0.00	\$0.00	
93/05C	118	1994-2	Unknown	Completed	14B		\$0.00	\$0.00	
93/05D	119	1994-2	COVENANT FOUNDATION SUPPORTIVE HOUSING	Completed	14B		\$0.00	\$0.00	

U.S. DEPARTMENT OF HOUSING AND URBAN
DEVELOPMENT
OFFICE OF COMMUNITY PLANNING AND
DEVELOPMENT
PR08 - Grantee Summary Activity Report

DATE: 12/8/2016
TIME: 12:58:00 PM
PAGE: 23/40

IDIS

Grantee Activity Number	IDIS Activity - ID	Pgm Yr Project	Activity Name	Act Stat	Matrix Code	Initial Funding Date	Funded Amount	Drawn Amount	Date of Last Draw
93/05E	120	1994-2	BRIDGEWORK COUNSELING CTR SUPPORTIVE HSG	Completed	14B		\$0.00	\$0.00	
93/10	121	1994-2	ACQUISITION OF HOUSING LOTS - CHAF	Completed	01		\$0.00	\$0.00	
93/13	122	1994-2	Unknown	Completed	14A		\$0.00	\$0.00	
93/16	123	1994-2	Unknown	Completed	03J		\$0.00	\$0.00	
93/17	124	1994-2	SHORE BOULEVARD INFRASTRUCTURE	Completed	03		\$0.00	\$0.00	
93/18	125	1994-2	Unknown	Completed	14A		\$0.00	\$0.00	
93/18A	126	1994-2	Unknown	Completed	14A		\$0.00	\$0.00	
93/18B	127	1994-2	Unknown	Completed	14A		\$0.00	\$0.00	
93/20	128	1994-2	Unknown	Completed	03E		\$0.00	\$0.00	
93/24	129	1994-2	Unknown	Completed	03E		\$0.00	\$0.00	
93/27	130	1994-2	PAR PARKING LOT	Completed	03G		\$0.00	\$0.00	
93/33	131	1994-2	DANSVILLE CONSULTING & PRELIM DESIGN	Completed	03	10/01/93	\$275,443.78	\$275,443.78	10/01/2010
93/36	132	1994-2	Unknown	Completed	14B		\$0.00	\$0.00	
93/19	133	1994-2	Unknown	Completed	14E		\$0.00	\$0.00	
94/01	134	1994-2	SINGLE UNIT REHABILITATION	Canceled	14A		\$0.00	\$0.00	
94/03A	135	1994-2	Unknown	Completed	14A		\$0.00	\$0.00	
94/03D	136	1994-2	Unknown	Completed	01		\$0.00	\$0.00	
94/05	137	1994-2	COMMERCIAL FACADE PROGRAM	Completed	14E		\$0.00	\$0.00	
94/07	139	1994-2	TBCDC HOMEOWNERSHIP OPPORTUNITY	Completed	14A		\$0.00	\$0.00	
94/08	140	1994-2	Unknown	Completed	05A		\$0.00	\$0.00	
94/09	141	1994-2	Unknown	Completed	05		\$0.00	\$0.00	
94/10	142	1994-2	Unknown	Completed	05		\$0.00	\$0.00	
94/13 CD94GPBP	143	1994-2	PARKING AND RESTROOMS	Completed	03		\$0.00	\$0.00	
94/14 CD94WY	144	1994-2	WYATT ST. PHASE IIB RECONSTRUCTION	Completed	03K	10/01/92	\$779,529.87	\$779,529.87	03/17/1999
94/15A	145	1994-2	DANSVILLE ROW ACQUISITION	Canceled	01		\$0.00	\$0.00	
94/15B	146	1994-2	DANSVILLE INFRASTRUCTURE DESIGN	Completed	03	11/01/94	\$145,734.23	\$145,734.23	10/16/2003
94/16	147	1994-2	Unknown	Completed	10		\$0.00	\$0.00	
94/17	148	1994-2	Unknown	Completed	10		\$0.00	\$0.00	
94/18	149	1994-2	ASAP WOMAN AND CHILD EMERGENCY SHELTER	Completed	03C		\$0.00	\$0.00	
94/19	150	1994-2	Unknown	Completed	03		\$0.00	\$0.00	
94/20	151	1994-2	Unknown	Completed	03M		\$0.00	\$0.00	
94/21	152	1994-2	Unknown	Completed	03		\$0.00	\$0.00	
94/22	153	1994-2	PINELLAS VILLAGE RANGE HOOD IN DAYCARE	Completed	03M		\$0.00	\$0.00	
94/23	154	1994-2	YWCA FAMILY VILLAGE	Canceled	03C		\$0.00	\$0.00	
94/24	155	1994-2	Unknown	Completed	03A		\$0.00	\$0.00	
94/25	156	1994-2	HEP - DORM PROJECT	Completed	03C		\$0.00	\$0.00	
94/26	157	1994-2	Unknown	Completed	05		\$0.00	\$0.00	
94/27	158	1994-2	Unknown	Completed	04		\$0.00	\$0.00	
94/28	159	1994-2	ADMINISTRATION	Completed	21A		\$0.00	\$0.00	
94/29	160	1994-2	CONTINGENCIES	Canceled	22		\$0.00	\$0.00	
94/32 CD94YMCA	161	1994-2	HIGH POINT YMCA	Completed	03E	11/01/94	\$425,216.39	\$425,216.39	02/18/1998
94/3B	162	1994-2	Unknown	Completed	14B		\$0.00	\$0.00	
94/3C	163	1994-2	RPI PROGRAM -- R.A. WILHELM	Completed	14B		\$0.00	\$0.00	
94/3D	164	1994-2	RPI PROGRAM - ROSENKRANZ	Completed	14B		\$0.00	\$0.00	
94/4A	165	1994-2	SUP HSG PROGRAM - LUTHERAN RESIDENCES	Completed	14B		\$0.00	\$0.00	
94/4B	166	1994-2	Unknown	Completed	14B		\$0.00	\$0.00	
94/4C	167	1994-2	SUPPORTIVE HSG - ALMONY-SARITELLI	Completed	14B		\$0.00	\$0.00	
94/4D	168	1994-2	SUPPORTIVE HOUSING - GEORGE #2734	Completed	14B		\$0.00	\$0.00	
95-01	170	1995-1	JWB - COMPREHENSIVE FAMILY SERVICES	Completed	05		\$0.00	\$0.00	
95/02	171	1995-2	CENTRAL HOUSING ASSISTANCE PROGRAM	Completed	05		\$0.00	\$0.00	
95/03	172	1995-3	CHORE SERVICES	Completed	05A		\$0.00	\$0.00	
95/04	173	1995-4	CONTINGENCY	Canceled	22		\$0.00	\$0.00	
95/05	174	1995-5	NEIGHBORHOOD IMPROVEMENT - YMCA	Canceled	01		\$0.00	\$0.00	
95/06 CD95ACP	175	1995-6	HOPE'S HOME PROJECT	Canceled	03S		\$0.00	\$0.00	
95/08	176	1995-8	RCS EMERGENCY HOUSING	Completed	03C		\$0.00	\$0.00	
95/09 CD95RCS2	177	1995-9	RCS SPOUSE ABUSE SHELTER ADDITION	Completed	03C	10/01/95	\$0.00	\$0.00	
95/10 CD95STEP	178	1995-10	STEP AHEAD/SUNCOAST HOSPITAL ACQUISITION	Completed	03C		\$0.00	\$0.00	
95/12	221	1995-12	ACQUISITION FOR RIGHT OF WAY - DANSVILLE	Completed	01	10/01/95	\$144,453.77	\$144,453.77	10/22/1997
95/13	179	1995-13	TURNING POINT ACQUISITION AND REHAB.	Completed	03C		\$0.00	\$0.00	
95/20	228	1995-20	SINGLE FAMILY RESIDENTIAL REHABILITATION	Completed	14A		\$0.00	\$0.00	
95/21	181	1995-21	SINGLE FAMILY REHABILITATION	Completed	14A		\$0.00	\$0.00	
95/22A	229	1995-22	RPI - HERBERT #2469	Completed	14B		\$0.00	\$0.00	
95/22B	230	1995-22	RPI - FORD #2488	Completed	14B		\$0.00	\$0.00	
95/22C	231	1995-22	RPI - HILBERT #2547	Canceled	14B		\$0.00	\$0.00	
95/22D	232	1995-22	RPI - DUFEK #2546	Completed	14B		\$0.00	\$0.00	

U.S. DEPARTMENT OF HOUSING AND URBAN
DEVELOPMENT
OFFICE OF COMMUNITY PLANNING AND
DEVELOPMENT
PR08 - Grantee Summary Activity Report

DATE: 12/8/2016
TIME: 12:58:00 PM
PAGE: 24/40

IDIS

Grantee Activity Number	IDIS Activity - ID	Pgm Yr Project	Activity Name	Act Stat	Matrix Code	Initial Funding Date	Funded Amount	Drawn Amount	Date of Last Draw
95/22E	233	1995-22	RPI - JOHNSON #2707	Completed	14B		\$0.00	\$0.00	
95/22F	234	1995-22	RPI - BLEVINS #2741	Completed	14B		\$0.00	\$0.00	
95/22G	235	1995-22	RPI - HILBERT #2704	Completed	14B		\$0.00	\$0.00	
95/22H	236	1995-22	RPI - HEBERT #2661	Completed	14B		\$0.00	\$0.00	
95/24	182	1995-24	DOWN PAYMENT ASSISTANCE	Completed	13		\$0.00	\$0.00	
95/25	183	1995-25	HOME BUYERS CLUB	Completed	05R		\$0.00	\$0.00	
95/28 CDADA - 1	184	1995-28	DUNEDIN PLAYGROUND EQUIPMENT	Completed	10		\$0.00	\$0.00	
95/29 CD95YWCA	185	1995-29	FAMILY VILLAGE PROJECT	Completed	03C	10/01/95	\$300,000.00	\$300,000.00	12/24/1997
95/30 CD950EMH	186	1995-30	PEMHS SERVICES BUILDING	Canceled	03B		\$0.00	\$0.00	
95/31 CD95GP	187	1995-31	STREETSCAPE	Completed	03	10/01/95	\$175,000.00	\$175,000.00	12/24/1997
95/32 CD95DN	188	1995-32	DOWNTOWN STREETSCAPE	Completed	03		\$0.00	\$0.00	
95/33 CD95VP	189	1995-33	VILLAS IN THE PARK WATERLINE	Canceled	03J		\$0.00	\$0.00	
95/34	190	1995-34	MAIN STREET STREETSCAPE	Completed	03		\$0.00	\$0.00	
ABCD	1438	2002-18	CDBG ADMINISTRATION - 02/03	Completed	21A	01/14/03	\$864,180.04	\$864,180.04	12/19/2003
ADA002	237	1996-35	GULFPORT CASINO	Completed	10	10/01/96	\$10,000.00	\$10,000.00	06/13/1997
ADA003	240	1996-35	MADIERA BEACH RESTROOMS AT MARINA	Completed	10		\$0.00	\$0.00	
ADA004	219	1996-35	ABILITIES RESTROOM MODIFICATION	Completed	10	10/01/96	\$10,000.00	\$10,000.00	06/13/1997
ADA005	241	1996-35	DEAF SERVICE CENTER - BAYOU COURTYARD	Completed	10	10/01/96	\$10,000.00	\$10,000.00	08/28/1997
ADA006	242	1996-35	BOLEY - RESTROOMS	Completed	10	10/01/96	\$6,085.00	\$6,085.00	06/26/1997
ADA007	243	1996-35	OLDSMAR FIRE DEPT. RESTROOMS	Completed	10	10/01/96	\$10,000.00	\$10,000.00	06/26/1997
ADA008	244	1996-35	PCVI PLAYGROUND EQUIPMENT	Completed	10	10/01/96	\$10,000.00	\$10,000.00	06/26/1997
ADA009	245	1996-35	PINELLAS PARK SENIOR CENTER	Completed	10	10/01/96	\$3,990.00	\$3,990.00	09/20/1997
ADA010	376	1996-35	DUNEDIN MULTIPLE SITES	Completed	10	09/29/97	\$10,000.00	\$10,000.00	10/21/1997
ADA011	375	1996-35	PINELLAS PARK JOINT USE FITNESS CENTER	Completed	10	09/22/97	\$10,000.00	\$10,000.00	10/22/1997
ADA012	378	1996-35	ST PETE BEACH LIBRARY	Completed	10	09/30/97	\$3,840.00	\$3,840.00	11/21/1997
ADCD	247	1996-44	CDBG ADMIN	Completed	21A	10/01/96	\$445,923.68	\$445,923.68	11/21/1997
	389	1997-1	CDBG ADMIN	Completed	21A	10/01/97	\$756,234.25	\$756,234.25	11/21/1998
	497	1998-1	CDBG ADMINISTRATION	Completed	21A	10/01/98	\$806,990.17	\$806,990.17	11/16/1999
	987	2000-45	CDBG ADMINISTRATION - 00/01	Completed	21A	01/12/01	\$831,039.66	\$831,039.66	11/02/2001
	1212	2001-69	CDBG ADMINISTRATION - 01/02	Completed	21A	12/03/01	\$784,511.97	\$784,511.97	10/22/2002
ADES	218	1996-43	ESG ADMINISTRATION	Completed	21A	10/01/96	\$2,473.34	\$2,473.34	07/16/1997
	410	1997-1	ESG ADMIN	Completed		10/01/97	\$4,850.00	\$4,850.00	09/01/1998
	498	1998-1	ESG ADMINISTRATION	Completed	21A	10/01/98	\$6,600.00	\$6,600.00	09/28/1999
	988	2000-45	ESG - ADMINISTRATION	Completed	21A	01/12/01	\$6,100.00	\$6,100.00	07/11/2001
	1213	2001-69	ESG ADMINISTRATION - 01/02	Completed		01/09/02	\$6,400.00	\$6,400.00	08/01/2002
	1439	2002-18	ESG ADMINISTRATION - 02/03	Completed		01/28/03	\$6,350.00	\$6,350.00	07/03/2003
ADHM	390	1997-1	HOME ADMIN	Completed	21A	10/01/97	\$152,500.00	\$152,500.00	11/25/1998
	499	1998-1	HOME ADMINISTRATION	Completed		10/01/98	\$124,654.21	\$124,654.21	09/27/2000
	989	2000-45	HOME - ADMINISTRATION	Completed		01/12/01	\$193,259.64	\$193,259.64	11/02/2001
	1214	2001-69	HOME ADMINISTRATION - 01/02	Completed		12/20/01	\$185,449.14	\$185,449.14	10/22/2002
	1440	2002-18	HOME ADMINISTRATION - 02/03	Completed		01/15/03	\$197,050.55	\$197,050.55	12/19/2003
ADMINISTRATION	1221	2001-69	HMPFEE	Completed		12/20/01	\$21,127.57	\$21,127.57	10/22/2002
	1460	2002-18	HMPFEE	Completed		01/15/03	\$42,760.94	\$42,760.94	12/16/2003
	1535	2002-18	HM02ADML - LARGO ADMINISTRATION - 02/03	Completed		06/02/03	\$12,145.77	\$12,145.77	10/01/2005
BD99CFP17	1186	1999-7	CFP - ESPEY PROPERTIES	Completed	14E	08/21/01	\$466.25	\$466.25	08/22/2001
CASE#6892	2073	2007-23	ASHLEY PLACE APARTMENTS	Completed		01/29/08	\$1,550,210.98	\$1,550,210.98	08/05/2010
CD-R08HEP	2193	2009-1	HEP Community Service Center Construction	Completed	03C		\$0.00	\$0.00	
CD00119	1192	2000-46	GRA UNDERGROUND STREET LIGHTS	Completed	03	08/31/01	\$5,673.00	\$5,673.00	09/01/2001
CD00CSF	1016	2000-52	COMMUNITY SERVICE FOUNDATION	Completed	05	01/16/01	\$31,632.00	\$31,632.00	11/02/2001
CD00DNDC	1015	2000-48	DANSVILLE NDC OPERATIONS	Completed	19C	01/16/01	\$79,754.65	\$79,754.65	11/02/2001
CD00DVPNT	1012	2000-46	RIDGECREST PAINT PROGRAM	Completed	14A	01/16/01	\$10,399.28	\$10,399.28	03/24/2001
CD00GRA01	1255	2000-46	PRIVACY FENCE - 119TH STREET	Completed	03	01/10/02	\$16,348.00	\$16,348.00	01/19/2002
CD00GRA02	1320	2000-46	119TH STREET HIGHWAY LAND FILL	Completed	03	04/08/02	\$17,472.41	\$17,472.41	04/11/2002
CD00GRANL	1019	2000-46	GRA NEWSLETTER	Completed	05	01/16/01	\$2,800.00	\$2,800.00	07/24/2001
CD00HBC	1018	2000-56	HOMEBUYERS CLUB	Completed	05	01/16/01	\$55,900.00	\$55,900.00	11/02/2001
CD00OLDSSC	1114	2000-50	OLDSMAR SENIOR CENTER	Completed	03	04/28/01	\$166,525.23	\$166,525.23	06/28/2001
CD00OMNIGR	1159	2000-50	OMNI GROUNDS	Completed	03	06/27/01	\$2,411,060.45	\$2,411,060.45	07/03/2003
CD00P2P	1093	2000-52	PEER TO PEER LENDING PROGRAM	Completed	05	03/19/01	\$30,600.00	\$30,600.00	11/02/2001
CD00POC	1078	2000-52	POC - CHORE SERVICES	Completed	05	02/27/01	\$15,000.00	\$15,000.00	05/01/2001
CD00PPK	1189	2000-49	CD00PPK - PINELLAS PARK - STREETSCAPE	Completed	03	08/21/01	\$174,829.00	\$174,829.00	08/22/2001
CD00RCS	1158	2000-51	RCS - THE HAVEN	Completed	03	06/27/01	\$200,000.00	\$200,000.00	11/14/2001
	1177	2000-51	RCS - THE HAVEN	Canceled	03	08/06/01	\$0.00	\$0.00	
CD00RCSIGN	1013	2000-46	GREATER RIDGECREST AREA MISCELLANEOUS	Completed	03	01/16/01	\$2,115.89	\$2,115.89	09/15/2001
CD00TI	1156	2000-49	TREASURE ISLAND - STREETSCAPE	Completed	03K	06/27/01	\$300,000.00	\$300,000.00	07/11/2001
CD00TP	1017	2000-51	TURNING POINT OPERATIONS	Completed	03T	01/16/01	\$100,000.00	\$100,000.00	11/02/2001

U.S. DEPARTMENT OF HOUSING AND URBAN
DEVELOPMENT
OFFICE OF COMMUNITY PLANNING AND
DEVELOPMENT
PR08 - Grantee Summary Activity Report

DATE: 12/8/2016
TIME: 12:58:00 PM
PAGE: 25/40

IDIS

Grantee Activity Number	IDIS Activity - ID	Pgm Yr Project	Activity Name	Act Stat	Matrix Code	Initial Funding Date	Funded Amount	Drawn Amount	Date of Last Draw
CD00TS	1130	2000-49	TARPON SPRINGS SAFFORD/MLK DESIGN	Completed	03	05/25/01	\$83,925.76	\$83,925.76	07/17/2002
CD01CASIL	1219	2001-81	ILP CASIL - CARING AND SHARING	Completed	14H	12/20/01	\$10,441.55	\$10,441.55	05/14/2002
	1381	2001-81	ILP CASIL - FITIPALDI - #5823	Completed	14A	07/05/02	\$2,550.00	\$2,550.00	07/10/2002
	1398	2001-81	ILP CASIL - ZEBRICK - #5836	Completed	14A	07/22/02	\$2,700.00	\$2,700.00	07/26/2002
	1404	2001-81	ILPCASIL - GAMACHE - #5865	Completed	14A	08/19/02	\$2,550.85	\$2,550.85	08/24/2002
CD01CFIGP	1286	2001-63	CD01CFIGP - GULFPORT COMMUNITY CENTER	Canceled	03	02/12/02	\$0.00	\$0.00	
CD01CFIMB	1287	2001-63	CD01CFIMB - MADERA BEACH - STREETSCAPE	Completed	03	02/12/02	\$100,000.00	\$100,000.00	10/03/2002
CD01CFIMLK	1288	2001-63	CD01CFIMLK - TARPON SPRINGS - STREETSCAPE	Completed	03	02/12/02	\$400,000.00	\$400,000.00	07/01/2003
CD01CFIPP	1232	2001-63	CD01CFIPP - PINELLAS PARK - STREETSCAPE	Completed	03L	12/26/01	\$100,000.00	\$100,000.00	10/16/2003
CD01CFISH	1289	2001-63	CD01CFISH - SAFETY HARBOR - STREETSCAPE	Completed	03	02/12/02	\$50,000.00	\$50,000.00	10/03/2002
CD01CFP01	1248	2001-65	CD01CFP01 - 545 MAIN ST	Completed	14E	01/08/02	\$1,691.00	\$1,691.00	02/08/2002
CD01CFP02	1352	2001-65	CD01CFP02 - 301 MAIN STREET	Completed	14E	05/29/02	\$1,002.49	\$1,002.49	06/04/2002
CD01CFP04	1399	2001-65	CD01CFP04 - 413 SKINNER BLVD	Completed	14E	07/23/02	\$5,000.00	\$5,000.00	07/26/2002
CD01CFP05	1371	2001-65	CD01CFP05 - 6263 PARK BLVD	Completed	14E	07/03/02	\$3,000.00	\$3,000.00	07/10/2002
CD01CFP06	1445	2001-65	CD01CFP06 - BONAPPETIT	Completed	14E	01/13/03	\$681.10	\$681.10	01/17/2003
CD01CFP07	1454	2001-65	CD01CFP07 - MEASE MANOR	Completed	14E	01/14/03	\$2,000.00	\$2,000.00	01/17/2003
CD01CFP08	1401	2001-65	CD01CFP08 - 1409 PALM HARBOR MAIN ST	Completed	14E	07/31/02	\$3,582.50	\$3,582.50	10/03/2002
CD01CFP09	1571	2001-65	CD01CFP09 - OLIVIA'S DUNEDIN CAFE	Completed	14E	06/27/03	\$4,850.00	\$4,850.00	07/03/2003
CD01CFP10	1415	2001-65	CD01CFP10 - OAK TRAIL BOOKS	Completed	14E	09/30/02	\$7,000.00	\$7,000.00	10/03/2002
CD01CONSUL	1293	2001-69	CD01CONSUL - LEALMAN FIRE STATION	Canceled	21A		\$0.00	\$0.00	
CD01CSF	1230	2001-66	COMMUNITY SERVICE FOUNDATION	Completed	05	12/26/01	\$25,000.00	\$25,000.00	08/24/2002
CD01CSPOC	1274	2001-66	POC - CHORE SERVICES	Completed	05	02/06/02	\$20,000.00	\$20,000.00	02/08/2002
CD01DEM28	1263	2001-64	DEMO - 17750 GULF BOULEVARD	Completed	04	01/23/02	\$5,000.00	\$5,000.00	01/29/2002
	1402	2001-64	DEMO - 5851 PARK BLVD	Completed	04	07/31/02	\$5,000.00	\$5,000.00	08/24/2002
CD01DEM29	1264	2001-64	DEMO - 108 178TH AVE #A & B	Completed	04	01/23/02	\$5,000.00	\$5,000.00	01/29/2002
CD01DEM30	1229	2001-64	DEMO - 438 EAST OAKWOOD	Completed	04	12/26/01	\$2,727.92	\$2,727.92	12/28/2001
CD01DEM31	1228	2001-64	DEMO - 451 EAST OAKWOOD	Completed	04	12/26/01	\$3,679.90	\$3,679.90	12/28/2001
CD01DEM32	1243	2001-64	DEMO - 518 E OAKWOOD	Completed	04	12/27/01	\$6,869.70	\$6,869.70	01/29/2002
CD01DEM33	1250	2001-64	DEMO - 315 S. SAFFORD	Completed	04	01/08/02	\$5,000.00	\$5,000.00	01/15/2002
CD01DEM34	1256	2001-64	DEMO - 15349 WINDTREE DRIVE	Completed	04	01/10/02	\$4,724.02	\$4,724.02	01/19/2002
CD01DEM35	1265	2001-64	DEMO - 3105 54TH AVE. NO.	Completed	04	01/25/02	\$4,561.81	\$4,561.81	01/29/2002
CD01DEM36	1257	2001-64	DEMO - 440 LINCOLN AVENUE	Completed	04	01/10/02	\$4,815.19	\$4,815.19	01/19/2002
CD01DEM37	1258	2001-64	DEMO - 409 EAST OAKWOOD STREET	Completed	04	01/10/02	\$5,000.00	\$5,000.00	01/19/2002
CD01DEM38	1266	2001-64	DEMO - 15023 WILLOW WAY	Completed	04	01/25/02	\$5,000.00	\$5,000.00	01/29/2002
CD01DEM39	1267	2001-64	DEMO - 400 SOUTH LEVIS AVENUE	Completed	04	01/25/02	\$4,953.00	\$4,953.00	01/29/2002
CD01DEM40	1268	2001-64	DEMO - 424 LINCOLN AVENUE	Completed	04	01/30/02	\$2,948.00	\$2,948.00	02/08/2002
CD01DEM41	1269	2001-64	DEMO - 500 E. HARRISON STREET	Completed	04	01/30/02	\$4,245.85	\$4,245.85	02/08/2002
CD01DEM42	1270	2001-64	DEMO - 5838 31ST STREET NORTH	Completed	04	01/30/02	\$2,352.57	\$2,352.57	02/08/2002
CD01DEM43	1271	2001-64	DEMO - 111 W. LIME STREET	Completed	04	01/30/02	\$4,964.00	\$4,964.00	02/08/2002
CD01DEM44	1272	2001-64	DEMO - OAKWOOD ST./SAFFORD AVENUE	Completed	04	01/30/02	\$3,840.00	\$3,840.00	02/08/2002
CD01DEM45	1273	2001-64	DEMO - MLK BLVD/GROSSE AVE	Completed	04	01/30/02	\$4,455.00	\$4,455.00	02/08/2002
CD01DEM46	1384	2001-64	DEMO - 19305 GULF BLVD	Completed	04	07/09/02	\$3,107.34	\$3,107.34	07/26/2002
CD01DEM47	1307	2001-64	DEMO - 512 E. MARTIN LUTHER KING	Completed	04	03/29/02	\$2,900.00	\$2,900.00	04/06/2002
CD01DEM48	1308	2001-64	DEMO - 519 E. MARTIN LUTHER KING	Completed	04	03/29/02	\$4,454.59	\$4,454.59	10/22/2002
CD01DEM49	1309	2001-64	DEMO - 611 E. MARTIN LUTHER KING	Completed	04	03/29/02	\$2,800.00	\$2,800.00	04/06/2002
CD01DEM50	1310	2001-64	DEMO - 500 E. MARTIN LUTHER KING	Completed	04	03/29/02	\$2,300.00	\$2,300.00	04/06/2002
CD01DEM51	1316	2001-64	DEMO - 3418 58TH AVENUE NORTH	Completed	04	04/08/02	\$4,209.28	\$4,209.28	04/11/2002
CD01DEM52	1342	2001-64	DEMO - 501 FRANCES STREET	Completed	04	04/15/02	\$3,245.26	\$3,245.26	05/14/2002
CD01DEM53	1311	2001-64	DEMO - LIME, SAFFORD, OAKWOOD LOTS	Completed	04	03/29/02	\$9,330.00	\$9,330.00	04/06/2002
CD01DEM54	1349	2001-64	DEMO - 12588 132ND AVE N	Completed	04	05/15/02	\$6,853.82	\$6,853.82	06/15/2002
CD01DEM55	1345	2001-64	DEMO - 3921 41ST AVENUE NORTH	Completed	04	04/19/02	\$1,975.96	\$1,975.96	05/14/2002
CD01DEM57	1372	2001-64	DEMO - 12924 JACKSON STREET	Completed	04	07/03/02	\$8,503.96	\$8,503.96	08/24/2002
CD01DEM58	1380	2001-64	DEMO - 5 LOTS - UNION ACADEMY	Completed	04	07/05/02	\$5,776.00	\$5,776.00	07/10/2002
CD01DEM59	1416	2001-64	DEMO - 425 S SAFFORD AVENUE	Completed	04	09/30/02	\$4,852.78	\$4,852.78	10/03/2002
CD01DEM60	1417	2001-64	DEMO - 415 EAST MORGAN STREET	Completed	04	09/30/02	\$5,511.75	\$5,511.75	10/03/2002
CD01DEM61	1418	2001-64	DEMO - 525 E MARTIN LUTHER KING DR	Completed	04	09/30/02	\$5,573.68	\$5,573.68	10/12/2002
CD01DEM62	1419	2001-64	DEMO - 15297 WIND TREE	Completed	04	09/30/02	\$4,999.95	\$4,999.95	10/03/2002
CD01DEM63	1420	2001-64	DEMO - 5909 & 5915 PARK BLVD	Completed	04	09/30/02	\$4,999.80	\$4,999.80	10/03/2002
CD01DEM64	1421	2001-64	DEMO - 5755/45 75TH TERRACE	Completed	04	10/01/02	\$2,330.03	\$2,330.03	10/03/2002
CD01DEM65	1448	2001-64	DEMO - 528 E OAKWOOD STREET	Completed	04	01/14/03	\$4,409.51	\$4,409.51	01/17/2003
CD01DEM66	1422	2001-64	DEMO - 409 EAST BOYER STREET	Completed	04	10/01/02	\$5,560.04	\$5,560.04	10/03/2002
CD01DEM67	1423	2001-64	DEMO - 17 LOCATIONS IN UNION ACADEMY	Completed	04	10/01/02	\$14,365.00	\$14,365.00	10/03/2002
CD01DEM68	1449	2001-64	DEMO - 805 MAIN STREET	Completed	04	01/14/03	\$4,629.76	\$4,629.76	01/17/2003
CD01DEM69	1426	2001-64	DEMO - 4501 40TH STREET NORTH	Completed	04	10/01/02	\$2,336.14	\$2,336.14	10/03/2002
CD01DEM70	1428	2001-64	DEMO - 520 S GROSSE AVENUE	Completed	04	10/08/02	\$4,999.82	\$4,999.82	10/12/2002

U.S. DEPARTMENT OF HOUSING AND URBAN
DEVELOPMENT
OFFICE OF COMMUNITY PLANNING AND
DEVELOPMENT
PR08 - Grantee Summary Activity Report

DATE: 12/8/2016
TIME: 12:58:00 PM
PAGE: 26/40

IDIS

Grantee Activity Number	IDIS Activity - ID	Pgm Yr Project	Activity Name	Act Stat	Matrix Code	Initial Funding Date	Funded Amount	Drawn Amount	Date of Last Draw
CD01DEM71	1427	2001-64	DEMO - 524 SOUTH GROSSE	Completed	04	10/01/02	\$4,999.91	\$4,999.91	10/03/2002
CD01DEM72	1450	2001-64	DEMO - 423 E LEMON STREET	Completed	04	01/14/03	\$4,633.63	\$4,633.63	01/17/2003
CD01DEM73	1451	2001-64	DEMO - 115 RING AVENUE	Completed	04	01/14/03	\$3,882.00	\$3,882.00	01/17/2003
CD01DVNDNC	1233	2001-57	DANSVILLE NEIGHBOR DEV CORP INC.	Completed	03	12/26/01	\$49,803.62	\$49,803.62	10/22/2002
CD01DVP#2C	1436	2001-57	DANSVILLE - PHASE 2 CONSTRUCTION	Completed	03	10/10/02	\$400.00	\$400.00	10/22/2002
CD01DVUTIL	1424	2001-57	DANSVILLE - PHASE 2 UTILITIES	Completed	03	10/01/02	\$178,353.16	\$178,353.16	08/27/2008
CD01GRATPI	1382	2000-46	CD01GRATPI - GRA TRIANGLE PROPERTY IMP.	Completed	03F	07/05/02	\$23,160.56	\$23,160.56	01/13/2005
CD01HIST01	1249	1996-25	OAK TRAIL BOOKS/BLUE COYOTE COFFEE SHOP	Completed	16B	01/08/02	\$5,525.00	\$5,525.00	03/15/2002
CD01HIST02	1319	1996-25	CD01HIST02 - PALM HARBOR HISTORIC DIST	Completed	16B	04/08/02	\$2,432.50	\$2,432.50	06/15/2002
CD01LMCIAC	1568	2001-62	LEALMAN CENTRAL STREET LIGHTS	Completed	03	06/17/03	\$17,567.99	\$17,567.99	10/16/2003
CD01LMCU	1343	2001-62	CD01LMCU - LEALMAN CENTRAL CLEAN UP	Completed	03	04/16/02	\$2,241.47	\$2,241.47	01/17/2003
CD01LMNL	1292	2001-69	CD01LMNL - LEALMAN FAMILY CENTER	Canceled	21A		\$0.00	\$0.00	
CD01PEMHS	1383	2001-63	CD01PEMHS - 11254 58TH ST NORTH	Completed	03	07/05/02	\$25,000.00	\$25,000.00	10/03/2002
CD01SRM	1414	2001-66	SENIOR RESOURCE DIRECTORY	Completed	05A	09/30/02	\$7,000.00	\$7,000.00	10/03/2002
CD01TP	1240	2001-77	TURNING POINT	Completed	03T	12/27/01	\$50,000.00	\$50,000.00	10/22/2002
CD02CFID	1738	2002-9	DUNEDIN STREETScape	Completed	03K	07/13/04	\$210,938.00	\$210,938.00	04/09/2005
CD02CFP01	1467	2002-11	CD02CFP01 - 700 - 51ST STREET SOUTH	Completed	14E	01/27/03	\$3,000.00	\$3,000.00	01/31/2003
CD02CFP02	1507	2002-11	CD02CFP02 - CASUAL FURNITURE	Completed	14E	02/17/03	\$7,000.00	\$7,000.00	04/12/2003
CD02CFP04	1468	2002-11	CD02CFP04 - 941 HUNTLEY AVENUE	Completed	14E	01/27/03	\$7,000.00	\$7,000.00	01/31/2003
CD02CFP08	1555	2002-11	CD02CFP08 - HANCOCK MOTEL	Completed	14E	05/16/03	\$2,775.00	\$2,775.00	05/21/2003
CD02CFP09	1587	2002-11	CF - SWEENEY	Completed	14E	10/09/03	\$1,702.45	\$1,702.45	10/16/2003
CD02CFP10	1590	2002-11	CF - GULFPORT TIRE STORE	Completed	14E	10/09/03	\$6,000.00	\$6,000.00	10/16/2003
CD02CFP11	1581	2002-11	CF - 2902 BEACH BLVD	Completed	14E	10/09/03	\$7,000.00	\$7,000.00	10/16/2003
CD02CFP12	1556	2002-11	CD02CFP12 - DONUT SHOP/COFFEE HOUSE	Completed	14E	05/16/03	\$6,000.00	\$6,000.00	05/21/2003
CD02CFP13	1588	2002-11	CF - 5805 PARK BLVD	Completed	14E	10/09/03	\$3,845.69	\$3,845.69	10/16/2003
CD02CFP15	1708	2002-11	CFP - 638 SKINNER BLVD.	Completed	14E	04/21/04	\$4,000.00	\$4,000.00	05/08/2004
CD02CFP16	1614	2002-11	FACADE PROGRAM - 434 VIRGINIA LANE	Completed	14E	12/04/03	\$2,237.57	\$2,237.57	12/16/2003
CD02CFP17	1697	2002-11	CFP 226 MAIN ST	Completed	14E	03/16/04	\$1,240.00	\$1,240.00	03/19/2004
CD02CFP18	1709	2002-11	CFP - 818 HIGHLAND	Completed	14E	04/21/04	\$6,000.00	\$6,000.00	05/08/2004
CD02DAL	1630	2002-3	DAL - RIVERA - #6124	Completed		12/08/03	\$7,800.00	\$7,800.00	12/16/2003
CD02DEM01	1456	2002-10	DEMO - 517 LINCOLN AVENUE	Completed	04	01/14/03	\$4,999.36	\$4,999.36	01/17/2003
CD02DEM02	1476	2002-10	DEMO - 400 SOUTH LEVIS	Completed	04	01/28/03	\$4,996.66	\$4,996.66	01/31/2003
CD02DEM03	1452	2002-10	DEMO - UNION ACADEMY NEIGHBORHOOD LOTS	Completed	04	01/14/03	\$17,146.00	\$17,146.00	01/17/2003
CD02DEM04	1457	2002-10	DEMO - MLK & NORTH AVENUE	Completed	04	01/14/03	\$6,758.00	\$6,758.00	01/17/2003
CD02DEM05	1469	2002-10	DEMO - 438 GRANT STREET	Completed	04	01/27/03	\$4,930.55	\$4,930.55	01/31/2003
CD02DEM06	1470	2002-10	DEMO - 531 LINCOLN AVENUE	Completed	04	01/27/03	\$4,999.50	\$4,999.50	01/31/2003
CD02DEM07	1597	2002-10	DEMO - 137 E. ORANGE	Completed	04	10/09/03	\$727.00	\$727.00	10/16/2003
CD02DEM08	1622	2002-10	DEMOLITION AND CLEARANCE	Completed	04	12/05/03	\$743.00	\$743.00	12/16/2003
CD02DEM09	1511	2002-10	DEMO - 512 E. OAKWOOD STREET	Completed	04	03/22/03	\$6,848.65	\$6,848.65	04/12/2003
CD02DEM10	1512	2002-10	DEMO - 330 HIBISCUS ST.	Completed	04	03/22/03	\$7,847.78	\$7,847.78	04/12/2003
CD02DEM11	1477	2002-10	DEMO - 3711 50TH AVENUE NORTH	Completed	04	01/28/03	\$406.88	\$406.88	04/12/2003
CD02DEM12	1478	2002-10	DEMO - 5384 A LAUREL PLACE	Completed	04	01/28/03	\$5,725.00	\$5,725.00	04/12/2003
CD02DEM13	1508	2002-10	DEMO - 3246 55TH AVENUE N	Completed	04	02/17/03	\$4,183.14	\$4,183.14	04/12/2003
CD02DEM14	1529	2002-10	DEMO - 7211 43RD STREET NORTH	Completed	04	04/25/03	\$4,789.14	\$4,789.14	05/01/2003
CD02DEM15	1582	2002-10	DEMO - UNION ACADEMY CLEANUP	Completed	04	10/03/03	\$18,278.00	\$18,278.00	10/16/2003
CD02DEM16	1532	2002-10	DEMO - 2825 BEACH BOULEVARD	Completed	04	04/25/03	\$2,997.91	\$2,997.91	05/01/2003
CD02DEM17	1530	2002-10	DEMO - 220 HIBISCUS STREET	Completed	04	04/25/03	\$3,951.17	\$3,951.17	05/01/2003
CD02DEM18	1531	2002-10	DEMO - 3108 58TH AVE NORTH	Completed	04	04/25/03	\$2,492.60	\$2,492.60	05/01/2003
CD02DEM19	1557	2002-10	DEMO - 1005 49TH STREET SOUTH	Completed	04	05/16/03	\$3,161.52	\$3,161.52	05/21/2003
CD02DEM21	1580	2002-10	DEMO - 12722 126TH ST	Completed	04	09/25/03	\$4,039.34	\$4,039.34	10/16/2003
CD02DEM22	1574	2002-10	DEMO - 1829 YORK STREET S	Completed	04	07/14/03	\$3,870.51	\$3,870.51	07/18/2003
CD02DEM23	1583	2002-10	DEMO - 3930 58TH AV	Completed	04	10/09/03	\$2,751.45	\$2,751.45	10/16/2003
CD02DEM24	1584	2002-10	DEMO - 500 S WALTON	Completed	04	10/09/03	\$5,908.00	\$5,908.00	10/16/2003
CD02DEM25	1585	2002-10	DEMO - 501 LINCOLN AV	Completed	04	10/09/03	\$4,980.00	\$4,980.00	10/16/2003
CD02DEM26	1599	2002-10	DEMO - 426 E. OAK	Completed	04	10/09/03	\$695.00	\$695.00	10/16/2003
CD02DEM27	1598	2002-10	DEMO - 237 E. LIME	Completed	04	10/09/03	\$679.00	\$679.00	10/16/2003
	1620	2002-10	DEMOLITION AND CLEARANCE	Completed	04	12/05/03	\$5,775.10	\$5,775.10	12/16/2003
CD02DEM28	1593	2002-10	DEMO - 63 W. PARK ST.	Completed	04	10/09/03	\$2,155.23	\$2,155.23	10/16/2003
CD02DEM29	1592	2002-10	DEMO - 1246 N PINELLAS AV	Completed	04	10/09/03	\$6,736.44	\$6,736.44	10/16/2003
CD02DEM30	1621	2002-10	DEMOLITION AND CLEARANCE	Completed	04	12/05/03	\$4,085.88	\$4,085.88	12/16/2003
CD02DEM31	1618	2002-10	DEMOLITION AND CLEARANCE	Completed	04	12/05/03	\$1,214.80	\$1,214.80	12/16/2003
CD02DEM32	1589	2002-10	DEMO - 326 S. GROSS	Completed	04	10/09/03	\$6,675.33	\$6,675.33	10/16/2003
CD02DEM33	1616	2002-10	DEMOLITION AND CLEARANCE	Completed	04	12/05/03	\$2,156.00	\$2,156.00	12/16/2003
CD02DEM34	1617	2002-10	DEMO - 615 N PINELLAS AVE	Completed	04	12/05/03	\$861.00	\$861.00	12/16/2003
CD02DEM35	1615	2002-10	DEMOLITION AND CLEARANCE - 4350 58TH AVE	Completed	04	12/04/03	\$3,159.25	\$3,159.25	12/16/2003

U.S. DEPARTMENT OF HOUSING AND URBAN
DEVELOPMENT
OFFICE OF COMMUNITY PLANNING AND
DEVELOPMENT
PR08 - Grantee Summary Activity Report

DATE: 12/8/2016
TIME: 12:58:00 PM
PAGE: 27/40

IDIS

Grantee Activity Number	IDIS Activity - ID	Pgm Yr Project	Activity Name	Act Stat	Matrix Code	Initial Funding Date	Funded Amount	Drawn Amount	Date of Last Draw
CD02DNDC	1453	2002-8	DANSVILLE NEIGHBORHOOD REVITALIZATION	Completed	05	01/14/03	\$431.06	\$431.06	01/17/2003
	1475	2002-8	DANSVILLE NEIGHBORHOOD DEV CORP	Completed	03	01/27/03	\$46,714.08	\$46,714.08	12/16/2003
CD02DVP#2C	1569	2002-8	DANSVILLE PH2 INFRASTRUCTURE (HUD 1436)	Completed	03	06/17/03	\$451,979.59	\$451,979.59	10/27/2005
CD02DYOUNG	1700	2002-9	YOUNG LIFE BUILDING REHAB	Completed	03	03/17/04	\$71,000.00	\$71,000.00	10/16/2004
CD02GRNI	1474	2002-5	GREATER RIDGECREST	Completed	03	01/27/03	\$11,768.37	\$11,768.37	04/12/2003
CD02HIST01	1554	2002-12	TAGARELLI CONSTRUCTION OFFICE	Completed	16B	05/16/03	\$39,991.50	\$39,991.50	05/21/2003
CD02HPACQ	1513	2002-7	ACQUISITION - HIGH POINT (NFC)	Completed	01	03/22/03	\$74,763.47	\$74,763.47	07/18/2003
CD02HPYMCA	1514	2002-9	HIGHPOINT YMCA SHOWERS	Completed	03E	03/22/03	\$85,500.94	\$85,500.94	05/08/2004
CD02ILP	1586	2002-2	ILP - ROVAZZI - 5967	Completed	14A	10/09/03	\$2,750.00	\$2,750.00	10/16/2003
CD02LMCU	1567	2002-19	LEALMAN TARGET AREA	Completed	06	06/17/03	\$4,590.00	\$4,590.00	07/01/2003
CD02LMFIRE	1619	2002-19	LEALMAN	Completed	03	12/05/03	\$25,987.50	\$25,987.50	03/19/2004
CD02LMNFC	1510	2002-19	CD02LMNFC - LEALMAN FAMILY CENTER	Completed	05	03/22/03	\$6,379.37	\$6,379.37	12/16/2003
CD02LSIGN	1591	2002-19	NEIGHBORHOOD SIGNAGE	Completed	03K	10/09/03	\$158.98	\$158.98	10/16/2003
CD02POC	1480	2002-13	PINELLAS OPPORTUNITY COUNCIL - CHORE SVC	Completed	05A	01/28/03	\$20,000.00	\$20,000.00	07/01/2003
CD02WTVL	1695	2002-7	WINDTREE VILLAGE LANDSACAPING (HUD843)	Completed	03N	03/17/04	\$40,340.00	\$40,340.00	05/24/2005
CD02YMCA	1447	2002-5	YMCA OPERATIONS	Completed	03	01/14/03	\$270,000.00	\$270,000.00	10/16/2003
CD03-GOODE	1890	2003-5	119TH STREET/GOODEN ENHANCEMENTS	Completed	03K	09/01/05	\$368,444.00	\$368,444.00	10/10/2007
CD03CFP01	1715	2003-20	CFP - 108 4TH AVE	Completed	14E	05/17/04	\$3,000.00	\$3,000.00	05/27/2004
CD03CFP02	1722	2003-20	CFP - 731-737 BROADWAY	Completed	14E	06/04/04	\$2,310.00	\$2,310.00	06/15/2004
CD03CFP03	1744	2003-20	CFP - 7500 62ND WAY N	Completed	14E	07/09/04	\$1,901.50	\$1,901.50	07/20/2004
CD03CFP05	1794	2003-20	CFP 101 8TH AVE N	Completed	14E	10/11/04	\$2,648.25	\$2,648.25	10/16/2004
CD03CFP06	1801	2003-20	CFP - 201/203 N PINELLAS AVE	Completed	14E	10/22/04	\$6,000.00	\$6,000.00	11/09/2004
CD03CP	1711	2003-36	COMMUNITY PRIDE CHILD CARE CENTER	Completed		04/21/04	\$4,995.00	\$4,995.00	09/10/2004
CD03CP03	1743	2003-20	CFP - 100 E TARPON	Completed	14E	07/09/04	\$6,000.00	\$6,000.00	07/20/2004
CD03DEM18	1685	2003-19	DEMO-1618 51ST ST S	Completed	04	03/12/04	\$5,373.45	\$5,373.45	03/19/2004
CD03DEM19	1702	2003-19	DEMO - 4225 43RD AVE N	Completed	04	03/19/04	\$3,539.21	\$3,539.21	04/08/2004
CD03DEM20	1689	2003-19	DEMO-12717 132ND AVE N	Completed	04	03/12/04	\$8,726.75	\$8,726.75	05/08/2004
CD03DEM21	1688	2003-19	DEMO-5844 150TH AVE N	Completed	04	03/12/04	\$8,809.81	\$8,809.81	05/08/2004
CD03DEM22	1716	2003-19	DEMO - 3891 52ND AVE	Completed	04	05/17/04	\$4,344.47	\$4,344.47	05/27/2004
CD03DEM23	1707	2003-19	DEMO - 4080 40TH STREET	Completed	04	04/16/04	\$4,460.00	\$4,460.00	06/15/2004
CD03DEMO1	1674	2003-19	DEMO-3778 41ST AVE N	Completed	04	03/12/04	\$3,354.99	\$3,354.99	03/19/2004
CD03DEMO10	1676	2003-19	DEMO-426 E OAKWOOD ST	Completed	04	03/12/04	\$5,688.38	\$5,688.38	03/19/2004
CD03DEMO11	1675	2003-19	DEMO-615 PINELLAS AVE	Completed	04	03/12/04	\$5,324.28	\$5,324.28	03/19/2004
CD03DEMO12	1684	2003-19	DEMO-13/27/15/64170/000/0100	Completed	04	03/12/04	\$5,020.00	\$5,020.00	03/19/2004
CD03DEMO14	1682	2003-19	DEMO-13/27/15/64170/000/0090	Completed	04	03/12/04	\$5,020.00	\$5,020.00	03/19/2004
	1683	2003-19	DEMO-13/27/15/64170/000/0110	Completed	04	03/12/04	\$4,140.00	\$4,140.00	03/19/2004
CD03DEMO15	1681	2003-19	DEMO-13/27/15/64170/000/0050	Completed	04	03/12/04	\$6,060.50	\$6,060.50	03/19/2004
CD03DEMO16	1680	2003-19	DEMO-13/27/15/64170/000/0020	Completed	04	03/12/04	\$5,200.00	\$5,200.00	03/19/2004
CD03DEMO17	1679	2003-19	DEMO-13/27/15/64170/000/0030	Completed	04	03/12/04	\$5,580.00	\$5,580.00	03/19/2004
CD03DEMO2	1672	2003-19	DEMO-LINCOLN AVE	Completed	04	03/12/04	\$6,961.00	\$6,961.00	03/19/2004
CD03DEMO24	1742	2003-19	DEMO - 424 LINCOLN AVE	Completed	04	07/09/04	\$5,847.43	\$5,847.43	07/20/2004
CD03DEMO25	1792	2003-19	DEMO - 3301 & 3297 64TH AVE	Completed	04	10/11/04	\$6,692.70	\$6,692.70	10/16/2004
CD03DEMO26	1791	2003-19	DEMO - 2401 51ST AVE N	Completed	04	10/11/04	\$4,272.00	\$4,272.00	10/16/2004
CD03DEMO28	1795	2003-19	DEMO - 520 E LIME ST	Completed	04	10/11/04	\$3,738.00	\$3,738.00	10/16/2004
CD03DEMO29	1793	2003-19	DEMO - 220 E ORANGE ST.	Completed	04	10/11/04	\$585.00	\$585.00	10/16/2004
CD03DEMO3	1666	2003-19	DEMO-503 S SAFFORD AVE	Completed	04	03/12/04	\$7,000.00	\$7,000.00	03/19/2004
CD03DEMO30	1769	2003-19	DEMO-214 E LIME	Completed	04	09/03/04	\$4,423.00	\$4,423.00	10/16/2004
CD03DEMO31	1828	2003-19	DEMO - 13301 126TH	Canceled	04		\$0.00	\$0.00	
	1832	2003-19	DEMO - 13301 126TH ST N	Completed	04	02/04/05	\$2,520.00	\$2,520.00	02/11/2005
CD03DEMO32	1814	2003-19	DEMO - 1478 GOODEN CROSSING	Completed	04	01/14/05	\$3,681.87	\$3,681.87	01/15/2005
CD03DEMO4	1665	2003-19	DEMO-4255 56TH AVE N	Completed	04	03/12/04	\$8,030.79	\$8,030.79	03/19/2004
CD03DEMO5	1664	2003-19	DEMO-631 VIRGINIA ST.	Completed	04	03/12/04	\$3,880.85	\$3,880.85	03/19/2004
CD03DEMO6	1663	2003-19	DEMO-703 ORAGNE AVENUE	Completed	04	03/11/04	\$5,597.98	\$5,597.98	03/19/2004
CD03DEMO7	1686	2003-19	DEMO-129 E ORANGE ST	Completed	04	03/12/04	\$4,938.32	\$4,938.32	03/19/2004
CD03DEMO8	1673	2003-19	DEMO-19109 WHISPERING PINES DR	Completed	04	03/12/04	\$5,784.99	\$5,784.99	03/19/2004
CD03DEMO9	1677	2003-19	DEMO-137 E ORANGE ST	Completed	04	03/12/04	\$4,859.83	\$4,859.83	03/19/2004
CD03DNDC	1678	2003-2	DNDC OPERATIONS	Completed	05	03/12/04	\$57,858.71	\$57,858.71	11/09/2004
CD03DVUTIL	1668	2003-1	DANSVILLE PHASE 3 UTILITIES	Completed	03	03/12/04	\$61,370.48	\$61,370.48	12/16/2011
CD03FAMRES	1670	2003-23	FAMILY RESOURCES, INC. YOUTH SHELTER	Completed	03Q	03/12/04	\$300,000.00	\$300,000.00	03/19/2004
CD03GPT	1762	2003-18	GULFPORT MULTI-USE COMMUNITY FACILITY	Completed	03E	07/20/04	\$400,000.00	\$400,000.00	07/21/2004
CD03GRACLU	1720	2003-4	RIDGECREST NEIGHBORHOOD CLEANUP	Completed	03	06/04/04	\$9,439.73	\$9,439.73	07/21/2004
CD03HIPT	1789	2003-25	HIGHPOINT YMCA FREE STANDING ROOF	Completed	03F	10/11/04	\$164,919.00	\$164,919.00	05/24/2005
CD03HSENUM	1662	2003-28	GRA HOUSE NUMBER	Completed	14A	03/12/04	\$26,988.94	\$26,988.94	04/12/2007
CD03LFC	1687	2003-7	LEALMAN FAMILY CENTER NEWSLETTER	Completed	05	03/12/04	\$8,714.94	\$8,714.94	11/09/2004
CD03LFCCON	1671	2003-11	LEALMAN FAMILY CENTER CONSTRUCTION	Completed	03E	03/12/04	\$524,881.05	\$524,881.05	07/26/2006

U.S. DEPARTMENT OF HOUSING AND URBAN
DEVELOPMENT
OFFICE OF COMMUNITY PLANNING AND
DEVELOPMENT
PR08 - Grantee Summary Activity Report

DATE: 12/8/2016
TIME: 12:58:00 PM
PAGE: 28/40

IDIS

Grantee Activity Number	IDIS Activity - ID	Pgm Yr Project	Activity Name	Act Stat	Matrix Code	Initial Funding Date	Funded Amount	Drawn Amount	Date of Last Draw
CD03LMCIAC	1764	2003-8	LEALMAN STREET LIGHTS	Completed	03	07/20/04	\$10,591.18	\$10,591.18	10/16/2004
CD03LMCLUP	1721	2003-9	CENTRAL LEALMAN NEIGHBORHOOD CLEANUP	Completed	03	06/04/04	\$23,005.12	\$23,005.12	07/21/2004
CD03LMJCK	1999	2003-10	JOE'S CREEK GREENWAY IMPROVEMENTS	Completed	03F	11/21/06	\$334,410.86	\$334,410.86	04/22/2008
CD03MAJPK	1767	2003-24	MAJESTIC PARK WATERLINES & HYDRANTS	Completed	03	07/20/04	\$44,919.50	\$44,919.50	10/16/2004
CD03OLDS	1797	2003-47	OLDSMAR STREETScape	Completed	03K	10/14/04	\$175,000.00	\$175,000.00	10/16/2004
CD03PCHA	1790	2003-3	RAINBOW VILLAGE IMPROVEMENTS	Completed	03	10/11/04	\$439,000.00	\$439,000.00	10/16/2004
CD03POC	1701	2003-22	PINELLAS OPPORTUNITY COUNCIL-CHORE SVCS.	Completed	05	03/19/04	\$20,000.00	\$20,000.00	04/08/2004
CD03PPK	1765	2003-14	PINELLAS PARK BELL TOWER & STREETScape	Completed	03K	07/20/04	\$300,000.00	\$300,000.00	07/21/2004
CD03RCSFP	1703	2003-45	RELIGIOUS COMMUNITY SERVICES FOOD PANTRY	Completed	03	03/25/04	\$250,000.00	\$250,000.00	04/08/2004
CD03REDSH	1796	2003-16	REDINGTON SHORES UNDERGROUND UTILITIES	Completed	03K	10/11/04	\$300,000.00	\$300,000.00	09/28/2005
CD03RPAINT	1669	2003-27	PAINT PROGRAMS	Completed	14A	03/12/04	\$26,035.07	\$26,035.07	11/09/2004
CD03SH	1850	2003-15	SAFETY HARBOR BRICK STREETS	Completed	03K	04/07/05	\$101,159.00	\$101,159.00	06/25/2005
CD03TSSAFF	1812	2003-17	TARPON SPRINGS SAFFORD IMPROVEMENTS	Completed	03K	01/12/05	\$493,705.98	\$493,705.98	07/19/2005
CD03WTVWAL	1800	2003-21	WIND TREE WALL PHASE 2	Completed	03	10/22/04	\$41,928.00	\$41,928.00	11/09/2004
CD03YOPS	1667	2003-6	YMCA OPERATIONS	Completed	05	03/12/04	\$283,500.00	\$283,500.00	11/09/2004
CD04ADMIN	1809	2004-34	CDBG ADMINISTRATION	Completed	21A	12/29/04	\$881,576.52	\$881,576.52	02/11/2005
CD04CC	1919	2004-42	CATHOLIC CHARITIES HURRICANE KATRINA	Completed	05Q	01/12/06	\$100,000.00	\$100,000.00	05/02/2006
CD04COPS	1904	2004-19	TSHA COPS AND KIDS PROGRAM	Completed	05D	09/28/05	\$38,691.00	\$38,691.00	09/30/2005
CD04DEM01	1830	2004-20	DEMO - 645 E TARPON AVE	Completed	04	02/04/05	\$4,352.50	\$4,352.50	02/11/2005
CD04DEM02	1831	2004-20	DEMO - 637 E TARPON AVE	Completed	04	02/04/05	\$3,892.25	\$3,892.25	02/11/2005
CD04DEM03	1821	2004-20	DEMO - 4365 54TH AVE N	Completed	04	01/25/05	\$6,335.50	\$6,335.50	04/09/2005
CD04DEM04	1846	2004-20	DEMO - 3931 54TH AVE N	Completed	04	03/01/05	\$3,512.25	\$3,512.25	04/09/2005
CD04DEM05	1930	2004-20	DEMO - 4908 37 ST	Completed	04	01/20/06	\$6,872.52	\$6,872.52	01/25/2006
CD04DEM06	1836	2004-20	DEMO - 949 R HIGHLAND	Completed	04	02/04/05	\$5,189.63	\$5,189.63	01/25/2006
CD04DEM07	1835	2004-20	DEMO - 15048 VERONA AVE	Completed	04	02/04/05	\$575.00	\$575.00	02/11/2005
CD04DEM08	1825	2004-20	DEMO - CD HIGHPOINT LOT	Completed	04	01/25/05	\$2,240.00	\$2,240.00	05/24/2005
CD04DEM09	1925	2004-20	DEMO - 2517 48TH AVE	Completed	04	01/13/06	\$5,320.95	\$5,320.95	01/25/2006
CD04DEM10	1870	2004-20	DEMO - 12867 126TH ST	Completed	04	05/23/05	\$4,556.25	\$4,556.25	04/01/2006
CD04DEM12	1917	2004-20	DEMO - 523 E OAKWOOD	Completed	04	10/20/05	\$3,529.12	\$3,529.12	10/21/2005
CD04DEM13	1889	2004-20	DEMO - 418 E OAKWOOD	Completed	04	09/01/05	\$4,465.42	\$4,465.42	10/21/2005
CD04DEM14	1921	2004-20	DEMO - 219 RING AVE	Completed	04	01/12/06	\$4,183.90	\$4,183.90	01/21/2006
CD04DEM15	1926	2004-20	DEMO - 4832 38TH ST N	Completed	04	01/13/06	\$3,961.88	\$3,961.88	01/25/2006
CD04DNDC	1810	2004-1	DNDC OPERATIONS	Completed	05	12/29/04	\$55,161.82	\$55,161.82	10/21/2005
CD04DUNINT	1876	2004-10	DUNEDIN INTERSECTION ENHANCEMENT	Completed	03K	06/07/05	\$100,000.00	\$100,000.00	09/02/2005
CD04FAMRES	1884	2004-11	YOUTH CRISIS CENTER CONSTRUCTION	Completed	03C	07/15/05	\$300,000.00	\$300,000.00	10/21/2005
CD04FOR	1871	2004-39	FRIENDS OF RIDGECREST ROOF REPAIR	Completed	03E	05/23/05	\$850.00	\$850.00	05/24/2005
	1891	2004-39	FRIENDS OF RIDGECREST ROOF REPAIR	Completed	03E	09/01/05	\$1,999.00	\$1,999.00	09/02/2005
CD04GRACU	1879	2004-4	GRA NEIGHBORHOOD CLEANUP	Completed	04	06/21/05	\$9,056.91	\$9,056.91	06/25/2005
CD04HEP	1939	2004-43	HEP HURRICANE KATRINA ASSISTANCE	Completed	05Q	04/21/06	\$2,635.00	\$2,635.00	05/02/2006
	1984	2004-43	HEP HURRICANE KATRINA	Completed	05Q	07/13/06	\$19,138.79	\$19,138.79	11/28/2006
CD04HEPKIT	1985	2004-13	HEP KITCHEN & DINING FACILITY	Completed	03C	08/23/06	\$450,000.00	\$450,000.00	06/06/2007
CD04HFCDES	1932	2004-44	HIGH POINT FAMILY CENTER DESIGN	Completed	03E	01/23/06	\$48,685.00	\$48,685.00	11/28/2006
CD04JCGWF	1892	2003-10	JOES CREEK GREENWAY FENCE	Completed	03F	09/01/05	\$125,974.87	\$125,974.87	09/20/2008
CD04JCGWP	2040	2003-10	JOE'S CREEK GREENWAY PLANTS	Completed	03F	05/14/07	\$19,703.00	\$19,703.00	05/15/2007
CD04LFC	1824	2004-3	LEALMAN FAMILY CENTER NEWSLETTER	Completed	05	01/25/05	\$10,376.48	\$10,376.48	10/21/2005
CD04LMNCLE	1883	2004-6	CENTRAL LEALMAN NEIGHBORHOOD CLEANUP	Completed	04	07/15/05	\$22,734.03	\$22,734.03	07/19/2005
CD04LMNWTR	1931	2004-7	LEALMAN WATERLINES & HYDRANTS PHASE I	Completed	03J	01/23/06	\$242,000.00	\$242,000.00	01/25/2006
CD04OZONA	1818	2004-17	OZONA VILLAGE HALL RESTORATION	Completed	03	01/25/05	\$141,989.00	\$141,989.00	07/26/2006
CD04PAINT	1815	2004-5	GRA PAINT PROGRAM	Completed	14A	01/13/05	\$18,631.05	\$18,631.05	10/21/2005
CD04PEMHS	1834	2004-12	PEMHS CRISIS STABILIZATION UNIT REHAB	Completed	03B	02/04/05	\$60,252.67	\$60,252.67	07/19/2005
CD04POC	1823	2004-18	POC - CHORE SERVICES	Completed	05A	01/25/05	\$30,000.00	\$30,000.00	07/19/2005
CD04PPWTR	1886	2004-8	PINELLAS PARK WATERLINE & HYDRANTS	Completed	03J	07/18/05	\$182,799.00	\$182,799.00	07/19/2005
CD04RCSFP	1903	2004-16	RCS FOOD PANTRY RENOVATIONS	Completed	03	09/28/05	\$250,000.00	\$250,000.00	07/13/2006
CD04REDSH	1875	2004-9	TOWN OF REDINGTON SHORES STREETScape	Completed	03K	06/07/05	\$110,895.99	\$110,895.99	11/28/2006
CD04SPONGE	1851	2004-38	HISTORIC PRESERVATION PROJECTS	Completed	16B	04/07/05	\$10,000.00	\$10,000.00	04/09/2005
CD04VANGOG	1813	2004-14	VINCENT HOUSE ACQUISITION	Completed	03B	01/12/05	\$300,000.00	\$300,000.00	01/15/2005
CD04WCTRHB	1833	2004-15	WATSON CENTER REHAB	Completed	03B	02/04/05	\$33,251.00	\$33,251.00	04/09/2005
CD04YOPS	1819	2004-2	YMCA OPERATIONS AND SERVICES	Completed	05	01/25/05	\$297,675.00	\$297,675.00	10/21/2005
CD05-6514	1982	2005-28	HEP SUPPORTIVE HOUSING CONSTRUCTION	Completed	12	07/13/06	\$100,000.00	\$100,000.00	07/14/2006
CD05ACQR1	2067	2005-36	KORKIS ACQUISITION	Completed	01	11/29/07	\$70,264.47	\$70,264.47	02/14/2009
CD05ADMIN	1918	2005-33	CDBG ADMINISTRATION	Completed	21A	01/04/06	\$799,765.54	\$799,765.54	11/28/2006
CD05CPFENC	1940	2005-8	HIGH POINT COMMUNITY PRIDE FENCE	Completed	03	05/26/06	\$7,192.00	\$7,192.00	06/01/2006
CD05DEM01	1971	2005-19	DEMO - 414 GRANT	Completed	04	07/12/06	\$5,380.73	\$5,380.73	07/13/2006
CD05DEM02	1936	2005-19	DEMO - 12518 ORANGE STREET	Completed	04	03/22/06	\$4,794.50	\$4,794.50	07/13/2006
CD05DEM03	1970	2005-19	DEMO - 1249 22ND TERR	Completed	04	07/12/06	\$2,982.00	\$2,982.00	07/13/2006

U.S. DEPARTMENT OF HOUSING AND URBAN
DEVELOPMENT
OFFICE OF COMMUNITY PLANNING AND
DEVELOPMENT
PR08 - Grantee Summary Activity Report

DATE: 12/8/2016
TIME: 12:58:00 PM
PAGE: 29/40

IDIS

Grantee Activity Number	IDIS Activity - ID	Pgm Yr Project	Activity Name	Act Stat	Matrix Code	Initial Funding Date	Funded Amount	Drawn Amount	Date of Last Draw
CD05DEMO04	1943	2005-19	DEMO - 19125 WHISPERING PINES DR	Completed	04	05/30/06	\$700.00	\$700.00	06/01/2006
CD05DEMO05	1944	2005-19	DEMO - 520 LINCOLN AVE	Completed	04	05/30/06	\$7,000.00	\$7,000.00	04/12/2007
CD05DEMO07	1979	2005-19	DEMO - 4317 57TH AVE	Completed	04	07/13/06	\$3,970.05	\$3,970.05	07/14/2006
CD05DEMO08	1973	2005-19	DEMO - 4455 46TH ST	Completed	04	07/12/06	\$4,737.08	\$4,737.08	07/13/2006
CD05DEMO09	1986	2005-19	DEMO - 7064 33RD ST N	Completed	04	08/23/06	\$4,120.20	\$4,120.20	08/25/2006
CD05DEMO10	1987	2005-19	DEMO - 3837 44TH AVE N	Completed	04	08/23/06	\$2,409.75	\$2,409.75	08/25/2006
CD05DEMO11	1978	2005-19	DEMO - 1317 GOODEN CROSSING	Completed	04	07/13/06	\$7,230.20	\$7,230.20	01/19/2007
CD05DEMO12	1993	2005-19	DEMO - 12599 128TH AVE	Completed	04	09/22/06	\$3,806.59	\$3,806.59	09/23/2006
CD05DEMO14	1994	2005-19	DEMO - 5995 72ND AVE N	Completed	04	09/22/06	\$7,077.00	\$7,077.00	01/19/2007
CD05DEMO15	2003	2005-19	DEMO - 7102 52ND WAY N	Completed	04	12/04/06	\$5,143.76	\$5,143.76	12/29/2006
CD05DEMO16	2013	2005-19	DEMO - 5609 35TH WAY N	Completed	04	01/24/07	\$5,802.68	\$5,802.68	04/12/2007
CD05DUN-A	2085	2005-10	CITY OF DUNEDIN STREETSCAPE	Completed	03K	06/24/08	\$72,060.68	\$72,060.68	06/25/2008
CD05FORRR	1998	2005-34	FRIENDS OF RIDGECREST ROOF REPLACEMENT	Completed	03E	11/21/06	\$20,000.00	\$20,000.00	11/28/2006
CD05GLFPRT	2074	2005-11	GULFPORT 49TH STREET STREETSCAPE	Completed	03K	02/29/08	\$300,000.00	\$300,000.00	03/04/2008
CD05GRACLE	1974	2005-2	GREATER RIDGECREST NEIGHBORHOOD CLEANUP	Completed	04	07/12/06	\$10,414.97	\$10,414.97	07/14/2006
CD05HFCCON	2004	2006-30	HIGH POINT FAMILY CENTER CONSTRUCTION	Completed	03E	12/15/06	\$1,270,000.00	\$1,270,000.00	08/27/2008
CD05HPYREH	1937	2005-9	YMCA HIGH POINT BRANCH REHABILITATION	Completed	03E	03/29/06	\$99,250.00	\$99,250.00	05/09/2007
CD05LFC	1938	2005-6	LEALMAN FAMILY CENTER NEWSLETTER	Completed	05	04/21/06	\$9,692.09	\$9,692.09	11/28/2006
CD05LMCLEA	1972	2005-5	LEALMAN NEIGHBORHOOD CLEANUP	Completed	04	07/12/06	\$29,804.85	\$29,804.85	11/28/2006
CD05LMPARK	1975	2005-7	LEALMAN PARK IMPROVEMENTS	Completed	03F	07/12/06	\$579,000.00	\$579,000.00	07/12/2007
CD05LMWTR	2038	2004-7	LEALMAN WATERLINES & HYDRANTS PHASE 2	Completed	03J	05/14/07	\$158,000.00	\$158,000.00	05/15/2007
CD05PEMHS	1983	2005-16	PEMHS REHABILITATION	Completed	03B	07/13/06	\$17,135.00	\$17,135.00	07/14/2006
CD05POC	1935	2005-20	POC - CHORE SERVICES	Completed	05A	03/22/06	\$30,000.00	\$30,000.00	08/25/2006
CD05PPK	2011	2005-13	CITY OF PINELLAS PARK STREETSCAPE	Completed	03K	01/12/07	\$79,237.53	\$79,237.53	01/19/2007
CD05PV	2005	2005-35	PINELLAS VILLAGE REHAB	Completed	14B	12/15/06	\$57,826.02	\$57,826.02	10/10/2007
CD05PV2	2111	2005-35	PINELLAS VILLAGE REHAB	Completed	14B	11/25/08	\$25,000.00	\$25,000.00	11/26/2008
CD05SH	1995	2005-14	CITY OF SAFETY HARBOR STREETSCAPE	Completed	03K	09/22/06	\$75,000.00	\$75,000.00	09/23/2006
CD05YOPS	1928	2005-4	YMCA OPERATIONS GRA BRANCH	Completed	05	01/13/06	\$318,512.00	\$318,512.00	11/28/2006
CD06ACQR2	2112	2005-36	ACQUISITION OF HOUSING SITES - MCCREA	Completed	01	11/25/08	\$107,044.05	\$107,044.05	12/16/2011
CD06ADMIN	2000	2006-6	PINELLAS COUNTY CDBG ADMINISTRATION	Completed	21A	12/04/06	\$744,915.08	\$744,915.08	05/24/2008
CD06DEMO01	2015	2006-23	DEMO - 2782 52ND AVE N	Completed	04	01/24/07	\$3,914.06	\$3,914.06	04/12/2007
CD06DEMO02	2014	2006-23	DEMO - 4351 56TH ST. N.	Completed	04	01/24/07	\$3,711.44	\$3,711.44	04/12/2007
CD06DEMO03	2018	2006-23	DEMO - 3770 44TH AVE N	Completed	04	03/14/07	\$3,868.24	\$3,868.24	04/12/2007
	2019	2006-23	DEMO - 1431 OAK STREET	Completed	04	03/14/07	\$6,982.29	\$6,982.29	04/12/2007
CD06DEMO04	2020	2006-23	DEMO - 19125 WHISPERING PINES	Completed	04	04/11/07	\$6,300.00	\$6,300.00	04/12/2007
CD06DEMO07	2053	2006-23	DEMO - 12810 CAMPBELL LANE	Completed	04	07/09/07	\$7,417.66	\$7,417.66	10/10/2007
	2065	2006-23	DEMO - 12810 CAMPBELL LN	Canceled	04		\$0.00	\$0.00	
	2115	2006-32	DANSVILLE PHASE III	Completed	03	02/09/09	\$1,565,984.54	\$1,565,984.54	12/16/2011
CD06FAMRES	2023	2006-20	FAMILY RESOURCES TURNER ST REHAB	Completed	03C	01/03/08	\$463,506.78	\$463,506.78	04/22/2008
CD06GC1	2022	2006-31	GOODEN CROSSING SIDEWALKS	Completed	03L	05/01/07	\$203,955.55	\$203,955.55	03/23/2013
CD06GCI-2	2198	2006-31	Gooden Crossing Sidewalk Acquisition of Right-of-Way	Completed	01	11/17/09	\$2,400.00	\$2,400.00	12/02/2009
CD06LFC	2017	2006-26	LEALMAN FAMILY CENTER NEWS	Completed	05	03/14/07	\$11,081.13	\$11,081.13	12/01/2007
CD06POC	2016	2006-24	POC - CHORE SERVICES	Completed	05A	03/14/07	\$30,000.00	\$30,000.00	06/06/2007
CD06PPK	2072	2006-28	CITY OF PINELLAS PARK SIDEWALKS	Completed	03L	01/04/08	\$188,458.50	\$188,458.50	01/10/2008
CD06SPFC	2057	2006-21	ST PETERSBURG FREE CLINIC	Completed	05Q	07/31/07	\$15,849.92	\$15,849.92	12/01/2007
CD06TSHADU	2039	2006-15	TERPON SPRINGS HOUSING AUTHORITY DUPLEX	Completed	01	05/14/07	\$271,359.80	\$271,359.80	05/15/2007
CD06YOPS	2021	2006-25	GRA YMCA OPERATIONS	Completed	05	05/01/07	\$340,000.00	\$340,000.00	12/01/2007
CD07ADMIN	2069	2007-1	CDBG ADMINISTRATION	Completed	21A	03/03/08	\$715,980.27	\$715,980.27	04/07/2009
CD07DEMO06	2041	2006-23	DEMO - 4343 57TH AVE	Completed	04	06/01/07	\$6,777.15	\$6,777.15	06/06/2007
CD07GP	2260	2007-7	Gulfport 49th Streetscape Project	Completed	03K	03/02/10	\$152,640.07	\$152,640.07	02/12/2011
CD07GRACLE	2084	2007-2	GRA NEIGHBORHOOD CLEANUP	Completed	04	06/24/08	\$14,657.14	\$14,657.14	07/15/2008
CD07LFC	2080	2007-6	LEALMAN FAMILY CENTER NEWSLETTER	Completed	05	03/14/08	\$7,497.90	\$7,497.90	09/20/2008
CD07LHAC	2081	2007-13	LIGHTHOUSE OF PINELLAS AIR CONDITIONING	Completed	03	03/14/08	\$77,569.00	\$77,569.00	03/18/2008
CD07PEMHS	2126	2007-14	PEMHS FACILITY CONSTRUCTION	Completed	03	05/18/09	\$400,000.00	\$400,000.00	08/28/2009
CD07POC	2076	2007-12	POC - CHORE SERVICES	Completed	05A	03/03/08	\$30,480.00	\$30,480.00	09/20/2008
CD07PPK	2118	2007-9	PINELLAS PARK SIDEWALK	Completed	03L	02/09/09	\$149,928.70	\$149,928.70	02/14/2009
CD07ROOF	2086	2007-3	YMCA GREATER RIDGECREST ROOF REHAB	Completed	03E	07/14/08	\$47,579.75	\$47,579.75	07/15/2008
CD07SCCMH	2068	2007-8	SCCMH HOMELESS SERVICES	Canceled	05O		\$0.00	\$0.00	
	2075	2007-8	SUNCOAST CTR FOR COMMUNITY MENTAL HEALTH	Completed	05O	02/29/08	\$141,274.57	\$141,274.57	11/26/2008
CD07SH	2116	2007-10	CITY OF SAFETY HARBOR STREETSCAPE	Completed	03K	01/14/09	\$50,000.00	\$50,000.00	02/14/2009
CD07WCMS	2100	2007-15	WESTCARE - MUSTARD SEED REHAB	Completed	03C	09/19/08	\$107,130.00	\$107,130.00	02/14/2009
CD07WCTP	2097	2007-15	WESTCARE TURNING POINT REHAB	Completed	03C	08/22/08	\$35,700.00	\$35,700.00	11/26/2008
CD07YOPS	2082	2007-5	GRA YMCA OPERATIONS	Completed	05	03/14/08	\$321,880.00	\$321,880.00	11/26/2008
CD08ADMIN	2121	2008-27	CDBG ADMINISTRATION	Completed	21A	03/20/09	\$641,579.03	\$641,579.03	12/15/2009
CD08CRACLE	2203	2008-28	GRA Neighborhood Cleanup	Canceled			\$0.00	\$0.00	

U.S. DEPARTMENT OF HOUSING AND URBAN
DEVELOPMENT
OFFICE OF COMMUNITY PLANNING AND
DEVELOPMENT
PR08 - Grantee Summary Activity Report

DATE: 12/8/2016
TIME: 12:58:00 PM
PAGE: 30/40

IDIS

Grantee Activity Number	IDIS Activity - ID	Pgm Yr Project	Activity Name	Act Stat	Matrix Code	Initial Funding Date	Funded Amount	Drawn Amount	Date of Last Draw
CD08DEMO02	2128	2008-9	DEMO - 1263 GOODEN CROSSING	Completed	04	05/18/09	\$21,720.18	\$21,720.18	05/20/2009
CD08DEMO1	2127	2008-9	DEMO - 13225 HELM STREET	Completed	04	05/18/09	\$9,601.61	\$9,601.61	05/20/2009
CD08GCCC	2173	2008-11	Gulf Coast Community Care Rehabilitation	Completed	03	09/29/09	\$30,000.00	\$30,000.00	10/01/2009
CD08GRACLE	2204	2008-28	GRA CleanUp	Completed	04	12/11/09	\$14,591.00	\$14,591.00	12/15/2009
CD08HEP	2154	2008-14	HEP COMMUNITY SERVICE CTR CONSTRUCTION	Completed	03C	07/01/09	\$303,992.43	\$303,992.43	05/22/2010
CD08HPYFLR	2165	2008-2	HIGH POINT BRANCH YMCA FLOOR REPLACEMENT	Completed	03E	08/26/09	\$28,747.42	\$28,747.42	08/28/2009
CD08LFC	2125	2008-5	LEALMAN FAMILY CENTER NEWSLETTER	Completed	05	03/20/09	\$10,000.00	\$10,000.00	10/01/2009
CD08LMJCRK	2129	2008-6	JOES CREEK GREENWAY PARK	Completed	03F	05/19/09	\$477,791.56	\$477,791.56	11/18/2010
CD08PARC	2244	2008-25	PARC Burkett Villa Group Home Rehab	Completed	03B	02/10/10	\$16,950.00	\$16,950.00	02/13/2010
CD08PEMHS	2123	2008-12	PEMHS PARKING LOT IMPROVEMENTS	Completed	03B	03/18/09	\$95,700.00	\$95,700.00	04/07/2009
CD08PMT	2124	2008-1	DANSVILLE ACQUISITIONS	Completed	01	03/20/09	\$45,328.18	\$45,328.18	05/26/2012
CD08POC	2113	2008-8	POC CHORE SERVICES	Completed	05A	01/14/09	\$30,590.02	\$30,590.02	12/15/2009
CD08PPK	2163	2008-7	CITY OF PINELLAS PARK STREETSCAPE	Completed	03L	08/03/09	\$150,000.00	\$150,000.00	08/12/2009
CD08PV	2122	2008-10	PINELLAS VILLAGE FENCE/PARKING LOT	Completed	03	03/18/09	\$28,106.00	\$28,106.00	04/07/2009
CD08RCSGH	2164	2008-16	RCS GRACE HOUSE REHABILITATION	Completed	03C	08/03/09	\$74,061.16	\$74,061.16	10/01/2010
CD08SCMH	2117	2008-17	SUNCOAST CENTER COMM MENTAL HEALTH OPS	Completed	05O	02/09/09	\$150,000.00	\$150,000.00	12/15/2009
CD08VINHSE	2197	2008-13	Van Gogh's Palette Vincent House Expansion	Completed	03B	11/13/09	\$603,264.98	\$603,264.98	11/18/2010
CD08WCMS	2272	2008-15	WestCare Mustard Seed Rehab	Completed	03C	05/20/10	\$8,000.00	\$8,000.00	05/22/2010
CD08WCTP	2201	2008-15	WestCare Turning Point Rehab	Completed	03C	12/11/09	\$44,167.49	\$44,167.49	05/22/2010
CD08YOPS	2119	2008-4	GRA YMCA OPERATIONS	Completed	05	02/09/09	\$293,760.00	\$293,760.00	12/02/2009
CD09ADMIN	2219	2009-24	CDBG Admin	Canceled			\$0.00	\$0.00	
	2220	2009-24	CDBG Administration	Completed	21A	02/04/10	\$436,651.09	\$436,651.09	11/18/2010
CD09BGC	2212	2009-13	Boys and Girls Club Rehab	Canceled	03M	01/22/10	\$0.00	\$0.00	
	2271	2009-13	Boys and Girls Club Facility Rehab	Completed	03M	05/20/10	\$574,793.47	\$574,793.47	02/12/2011
CD09DEMO01	2304	2009-11	Demo - Helms - 1598 Gooden Crossing	Completed	04	09/28/10	\$20,384.78	\$20,384.78	05/28/2011
CD09DMH	2210	2009-10	Homeless Services Match - Directions for Mental Health Ops	Completed	05O	01/20/10	\$121,857.88	\$121,857.88	11/18/2010
CD09FSC	2211	2009-12	Family Service Center Rehabilitation	Completed	03	01/22/10	\$74,742.59	\$74,742.59	11/18/2010
CD09GRAY	2207	2009-7	GRA YMCA Rehabilitation	Completed	03E	01/19/10	\$126,336.97	\$126,336.97	05/28/2011
CD09LMJCRK	2306	2009-5	Joe's Creek Greenway Park	Completed	03F	11/17/10	\$97,701.79	\$97,701.79	09/27/2012
CD09POC	2209	2009-9	POC-Chore Services	Completed	05A	01/20/10	\$30,000.00	\$30,000.00	11/18/2010
CD09RCLUB	2213	2009-14	R'Club Child Care Center Rehab	Completed	03M	01/22/10	\$26,534.72	\$26,534.72	11/18/2010
CD09RCSEEU	2214	2009-15	RCSGH Energy Efficiency Upgrades	Completed	03C	01/27/10	\$24,283.44	\$24,283.44	11/18/2010
CD09RCSFB	2215	2009-16	RCS Food Bank Rehab	Completed	03	01/27/10	\$47,122.99	\$47,122.99	11/18/2010
CD09YOPS	2208	2009-8	Greater Ridgecres YMCA Operations	Completed	05	01/20/10	\$294,000.00	\$294,000.00	10/01/2010
CD10ALPHA	2321	2010-9	ALPHA House of Pinellas Facility Rehabilitation	Completed	03	05/26/11	\$79,496.69	\$79,496.69	12/16/2011
CD10DEMO01	2324	2010-8	Tarpon Springs Housing Authority Demolition	Completed	04	09/20/11	\$6,423.28	\$6,423.28	12/16/2011
CD10DEMO02	2336	2010-8	DEMO 1570 Oak Street Largo	Completed	04	12/15/11	\$9,920.52	\$9,920.52	03/14/2012
CD10GCCDA	2319	2010-5	Gulf Coast Community Care Disabled Adults Program	Completed	05B	05/26/11	\$20,000.00	\$20,000.00	09/24/2011
CD10GCCGH	2320	2010-6	Gulf Coast Community Care Rehabilitation	Completed	03B	05/26/11	\$35,895.68	\$35,895.68	09/24/2011
CD10OLDS	2317	2010-3	City of Oldsmar St. Petersburg Drive Streetscape	Completed	03K	04/15/11	\$300,699.75	\$300,699.75	06/14/2012
CD10POC	2313	2010-7	Pinellas Opportunity Council Chore Services	Completed	05A	03/17/11	\$59,999.98	\$59,999.98	12/20/2012
CD10RCLBTS	2316	2010-10	R'Club Child Care Center Rehabilitation - Tarpon Springs	Completed	03M	04/06/11	\$47,216.90	\$47,216.90	12/16/2011
CD10RCLUBP	2308	2010-11	R' Club Child Care Center Rehab - PPK	Completed	03M	02/04/11	\$61,942.83	\$61,942.83	09/24/2011
CD10RSCGH	2322	2010-12	RCS Grace House Expansion	Completed	03C	05/26/11	\$92,614.69	\$92,614.69	12/16/2011
CD10TSL	2318	2010-4	City of Tarpon Springs Lemon St. Lighting Project	Completed	03K	04/15/11	\$82,543.98	\$82,543.98	05/26/2012
CD10TSLOTS	2335	2010-20	Tarpon Springs Lot Acquisitions	Completed	01	12/15/11	\$1,322.18	\$1,322.18	12/16/2011
CD10UPARC	2326	2010-25	UPARC Facility Acquisition-Harborside Studios	Completed	01	03/13/12	\$300,000.00	\$300,000.00	03/14/2012
CD10YOPS	2312	2010-1	GRA Y Operations	Completed	05	03/17/11	\$290,000.00	\$290,000.00	09/24/2011
CD11DMH	2352	2011-6	Continuum of Care Match - Homeless	Completed	05O	05/21/12	\$140,000.00	\$140,000.00	12/20/2012
CD11DVPM	2356	2011-3	Dansville Neighborhood Revitalization Area Acquisitions	Completed	01	05/24/12	\$15,639.04	\$15,639.04	12/20/2012
CD11PARCBV	2345	2011-4	PARC Burkett Villa Group Home Rehabilitation	Completed	03B	05/21/12	\$99,620.00	\$99,620.00	07/07/2012
CD11PARCCV	2346	2011-4	PARC Curry Villa Group Home Rehab	Completed	03B	05/21/12	\$77,559.00	\$77,559.00	07/07/2012
CD11PEMHS	2347	2011-4	PEMHS Facility Rehabilitation	Completed	03	05/21/12	\$55,820.00	\$55,820.00	06/14/2012
CD11PPK	2349	2011-5	Pinellas Park CRA Sidewalk/Streetscape	Completed	03L	05/21/12	\$150,000.00	\$150,000.00	10/26/2012
CD11RCLUBP	2344	2011-4	R'Club Child Care Center Pinellas Park Rehabilitation	Completed	03M	05/21/12	\$97,168.00	\$97,168.00	12/20/2012
CD11RCLUBT	2343	2011-4	R'Club Child Care Center Tarpon Springs Rehabilitation	Completed	03M	05/21/12	\$57,957.83	\$57,957.83	07/27/2012
CD11SH	2350	2011-5	Safety Harbor CRA park Design & Construction	Completed	03F	05/21/12	\$150,000.00	\$150,000.00	10/26/2012
CD11YOPS	2353	2011-6	Omni Center Operations	Completed	05	05/21/12	\$275,000.00	\$275,000.00	09/27/2012
CD11YTOWER	2373	2011-3	Omni Center Scoring Tower Rehabilitation	Completed	03E	07/06/12	\$22,743.00	\$22,743.00	09/27/2012
CD12ADMIN	2402	2012-9	CDBG Administration	Completed	21A	01/24/13	\$465,708.18	\$465,708.18	11/27/2013
CD13ADMIN	2457	2013-9	09/30/2014CDBG Administration	Completed	21A	03/10/14	\$543,856.66	\$543,856.66	11/05/2014
CD14ADMIN	2477	2014-10	14/15 CDBG Administration	Completed	21A	03/03/15	\$605,085.22	\$605,085.22	11/05/2015
CD14CLACQ	2492	2014-1	Central Lealman Target Area Land Acquisition	Completed	01	04/03/15	\$372,201.28	\$372,201.28	06/19/2015
CD15ADMIN	2519	2015-9	15/16 CDBG Administration	Completed	21A	01/27/16	\$490,047.94	\$490,047.94	11/04/2016

U.S. DEPARTMENT OF HOUSING AND URBAN
DEVELOPMENT
OFFICE OF COMMUNITY PLANNING AND
DEVELOPMENT
PR08 - Grantee Summary Activity Report

DATE: 12/8/2016
TIME: 12:58:00 PM
PAGE: 31/40

IDIS

Grantee Activity Number	IDIS Activity - ID	Pgm Yr Project	Activity Name	Act Stat	Matrix Code	Initial Funding Date	Funded Amount	Drawn Amount	Date of Last Draw
CD95CFP12	416	1997-11	CFP - FEED STORE 5775 PARK BLVD	Completed	14E	12/22/97	\$2,710.30	\$2,710.30	01/23/1998
CD95CFP13	435	1997-11	CFP - SAFETY HARBOR AUTOMOTIVE CENTER	Completed	14E	10/01/97	\$2,000.00	\$2,000.00	04/29/1998
CD95CFP14	418	1997-11	CFP - PEDIATRIC DOCTORS - PIN PK	Completed	14E	10/01/97	\$3,322.50	\$3,322.50	02/18/1998
CD95CFP15	420	1997-11	CFP - HARBOR PLAZA - SAFETY HARBOR	Completed	14E	10/01/97	\$12,000.00	\$12,000.00	02/18/1998
CD95CFP16	401	1996-45	BLOCKBUSTER PLAZA - PINELLAS PARK	Completed	14E	11/24/97	\$2,000.00	\$2,000.00	12/24/1997
CD95CFP17	419	1997-11	CFP - GIFTSHOP - GULFPORT	Completed	14E	10/01/97	\$5,000.00	\$5,000.00	02/18/1998
CD95CFP20	450	1997-11	CFP - TURKER'S BEACH SPORTS LOUNGE	Completed	14E	10/01/97	\$2,000.00	\$2,000.00	06/10/1998
CD95CFP21	470	1997-11	CFP - BUSHIDO ACADEMY	Completed	14E	10/01/97	\$3,000.00	\$3,000.00	09/01/1998
CD95CFP22	538	1997-11	CFP - GULFPORT STUDIO SEVEN	Completed	14E	10/01/98	\$5,000.00	\$5,000.00	03/03/1999
CD95CFP23	590	1997-11	CFP - SCHNELLER MANUFACTURING	Completed	14E	10/01/98	\$4,000.00	\$4,000.00	05/28/1999
CD95CFP25	508	1997-11	CFP - J&M ALUMINUM	Completed	14E	10/01/98	\$2,000.00	\$2,000.00	01/26/1999
CD95DEM15	384	1995-27	DEMOLITION - BUSSEY	Completed	04	09/01/97	\$1,044.50	\$1,044.50	12/24/1997
CD95DEM16	385	1995-27	KERRY COURT CLEAN UP	Completed	04	09/01/97	\$5,203.35	\$5,203.35	12/24/1997
CD95DEM17	382	1995-27	DEMO - 12473 TREE STREET LARGO	Completed	04	10/01/97	\$4,521.95	\$4,521.95	03/24/1998
CD95DEM18	383	1995-27	DEMOLITION - STILLS	Completed	04	09/01/97	\$7,085.36	\$7,085.36	09/01/1998
CD95DEM19	379	1995-27	DEMO - MARY STEWART	Completed	04	09/01/97	\$1,638.72	\$1,638.72	12/24/1997
CD95DEM20	380	1995-27	DEMO - BOOKER MURRAY JR.	Completed	04	09/01/97	\$5,864.70	\$5,864.70	12/24/1997
CD95DEM21	381	1995-27	DEMO - MOTEL	Completed	04	09/01/97	\$3,314.69	\$3,314.69	02/18/1998
CD95DEM22	387	1995-27	DEMOLITION - WRIGHT	Completed	04	09/01/97	\$2,261.44	\$2,261.44	12/24/1997
CD95DEM23	408	1995-27	DEMOLITION - YMCA - 5350 BAMBOO PLACE	Completed	04	12/15/97	\$4,222.35	\$4,222.35	02/18/1998
CD95DEM24	409	1995-27	DEMOLITION - RIDGECREST - 1449 BASKINS	Completed	04	12/15/97	\$5,158.66	\$5,158.66	12/24/1997
CD95DEM25	461	1995-27	DEMO - 13364 HELM ST	Completed	04	10/01/97	\$1,109.36	\$1,109.36	06/10/1998
CD95DEM26	451	1995-27	DEMO - 938 HIGHLAND AVE	Completed	04	10/01/97	\$2,612.91	\$2,612.91	06/10/1998
CD95DEM27	464	1995-27	DEMO - 1727 CRAWFORD AVE	Completed	04	10/01/97	\$1,408.16	\$1,408.16	09/01/1998
CD95DEM28	463	1995-27	CLEAR - TAYLOR LAKE SUBDIV	Completed	04	10/01/97	\$3,450.00	\$3,450.00	09/01/1998
CD95DEM29	476	1995-27	DEMO - 715 PATTERSON ST	Completed	04	10/01/97	\$5,000.00	\$5,000.00	09/30/1998
CD95DEM30	467	1995-27	CLEAR - WYATT ST PALM TREE REMOVAL	Completed	04	10/01/97	\$500.00	\$500.00	09/01/1998
CD95DEM31	386	1995-27	DEMO - 725 WYATT ST	Completed	04	10/01/98	\$2,464.53	\$2,464.53	01/26/1999
CD95DEM32	619	1998-7	DEMO - 727 WYATT ST	Completed	04	10/01/98	\$2,391.16	\$2,391.16	06/03/1999
CD95DEM33	486	1995-27	DEMO - 19221 GULF BLVD, IND SHR	Completed	04	10/01/97	\$1,920.00	\$1,920.00	09/30/1998
CD95DTI	253	1996-44	DTI CONSULTING FOR DAVENPORT	Completed	20	10/01/95	\$47,391.40	\$47,391.40	09/01/1998
CD95OMHS	254	1996-44	OLDSMAR HISTORIC SURVEY	Completed	21A	10/01/95	\$9,526.85	\$9,526.85	08/30/1997
CD96ADA01	455	1996-35	ADA - ABILITIES MAIN BUILD RESTROOM MOD	Completed	10	10/01/97	\$9,630.00	\$9,630.00	06/10/1998
CD96ADA02	626	1996-35	ADA - OLDSMAR CIVIC CENTER	Completed	03	10/01/98	\$10,000.00	\$10,000.00	06/03/1999
CD96ADA04	239	1996-35	ADA-ABILITIES, INC. TRANSITIONS	Completed	10	10/01/97	\$9,972.66	\$9,972.66	03/24/1998
CD96ADA05	398	1996-35	ADA - SUNCOAST EPILEPSY ASSO. INC.	Completed	10	10/01/97	\$9,994.19	\$9,994.19	12/24/1997
CD96ADA06	485	1996-35	ADA - INDIAN SHORES CITY HALL	Completed	10	10/01/97	\$8,532.00	\$8,532.00	09/30/1998
CD96ADA07	487	1996-35	ADA - DUNEDIN LITTLE LEAGUE	Completed	10	10/01/97	\$10,000.00	\$10,000.00	09/30/1998
CD96ADA09	465	1996-45	INDIAN SHORES AUDITORIUM DOOR	Completed	03	10/01/97	\$7,018.00	\$7,018.00	11/21/1998
CD96ADA10	475	1996-35	ADA - IND SHR E. HARPER PK RESTROOM	Completed	10	10/01/97	\$9,923.19	\$9,923.19	09/30/1998
CD96ADA11	684	1996-35	ADA - GULFPORT MARINA	Completed	03	10/01/98	\$10,000.00	\$10,000.00	09/17/1999
CD96ADA12	683	1996-35	ADA - GULFPORT CASINO	Completed	03	10/01/98	\$10,000.00	\$10,000.00	09/17/1999
CD96ADA13	686	1996-35	ADA - YMCA VILLAGE CENTER	Completed	03	10/01/98	\$8,651.80	\$8,651.80	09/17/1999
CD96ADA14	735	1996-35	ADA - INDIAN SHORES POLICE DEPT	Completed	03	10/01/98	\$4,845.00	\$4,845.00	11/16/1999
CD96ADA15	1152	1996-35	CHRISTOPHER CENTER	Completed	03B	06/27/01	\$10,000.00	\$10,000.00	06/28/2001
CD96ADA16	806	1996-35	ADA - ABILITIES	Completed	03	04/07/00	\$9,973.73	\$9,973.73	07/13/2000
CD96ADA17	849	1996-35	ADA - GCCC, 407 S ARCTURAS AVE	Completed	03	06/26/00	\$4,987.50	\$4,987.50	07/13/2000
CD96ADA18	738	1996-35	ADA - STERLING CENTER	Completed	03	10/01/98	\$897.51	\$897.51	11/13/1999
CD96ADA19	852	1996-35	ADA - EGAN PARK	Completed	03	06/27/00	\$10,000.00	\$10,000.00	07/13/2000
CD96ADA20	850	1996-35	ADA - GCCC, 14041 ICOT BLVD	Completed	03	06/26/00	\$4,987.50	\$4,987.50	07/13/2000
CD96ADA21	1299	1996-35	ADA - UNION ACADEMY RESTROOMS	Completed	03	03/04/02	\$10,000.00	\$10,000.00	03/15/2002
CD96ADA22	851	1996-35	ADA - INDIAN SHORES TOWN HALL PA SYSTEM	Completed	03	06/27/00	\$4,000.00	\$4,000.00	07/13/2000
CD96ADA23	1076	1996-35	ADA - DOUGLAS AND MAIN	Completed	03	02/26/01	\$3,931.06	\$3,931.06	02/28/2001
CD96ADA24	1191	1996-35	ADA-HISTORICAL MUSEUM - CD96ADA24	Completed	03	08/31/01	\$10,000.00	\$10,000.00	09/01/2001
CD96ADA25	860	1996-35	ADA - YMCA POOL LIFT	Completed	03	06/28/00	\$4,013.00	\$4,013.00	07/13/2000
CD96ADA26	1134	1996-35	ADA - BLEACHER RAMPS	Completed	03F	05/25/01	\$10,000.00	\$10,000.00	05/30/2001
CD96ADA27	1231	1996-35	ADA - BARDMOOR YMCA	Completed	03	12/26/01	\$8,606.50	\$8,606.50	12/28/2001
CD96ADA30	1435	1996-35	ADA - DAVIS FIELD PLAYGROUND - P.P.	Completed	03	10/10/02	\$7,952.11	\$7,952.11	10/22/2002
CD96ADA31	1506	1996-35	ADA - DORSETT PARK, TARPON SPRINGS	Completed	03	02/17/03	\$10,000.00	\$10,000.00	04/12/2003
CD96ADA32	1446	1996-35	ADA - REDINGTON SHORES FIRE DISTRICT	Completed	03	01/13/03	\$10,000.00	\$10,000.00	01/17/2003
CD96ADA33	1473	1996-35	ADA - CARING & SHARING CENTER	Completed	03	01/27/03	\$3,182.00	\$3,182.00	05/01/2003
CD96ADA34	1534	1996-35	ADA - HELEN HOWARTH PARK	Completed	03	04/25/03	\$8,820.00	\$8,820.00	05/01/2003
CD96ADA35	1594	1996-35	ADA - REDINGTON SHORES PLAYGROUND	Completed	03F	10/09/03	\$10,000.00	\$10,000.00	10/16/2003
CD96ADA36	1771	1996-35	ADA - REDINGTON SHORES CITY HALL	Completed	03	09/03/04	\$10,000.00	\$10,000.00	09/10/2004
CD96AHC	191	1996-8	AFFORDABLE LIVING MAGAZINE	Completed	05	10/01/96	\$8,921.85	\$8,921.85	10/21/1997

U.S. DEPARTMENT OF HOUSING AND URBAN
DEVELOPMENT
OFFICE OF COMMUNITY PLANNING AND
DEVELOPMENT
PR08 - Grantee Summary Activity Report

DATE: 12/8/2016
TIME: 12:58:00 PM
PAGE: 32/40

IDIS

Grantee Activity Number	IDIS Activity - ID	Pgm Yr Project	Activity Name	Act Stat	Matrix Code	Initial Funding Date	Funded Amount	Drawn Amount	Date of Last Draw
CD96CASA	205	1996-30	CASA MANORS	Completed	03C	10/01/96	\$97,500.00	\$97,500.00	03/17/1998
CD96CHA	208	1996-32	CHIP - CONSTRUCTION	Completed	03C	10/01/96	\$325,000.00	\$325,000.00	02/18/1998
CD96CHDO	249	1996-9	CHDO OPERATIONS - CHAF	Completed	21A	10/01/96	\$24,664.57	\$24,664.57	10/22/1997
CD96CSF	192	1996-10	CSF HOUSING ASSISTANCE & HOMEBUYER TRAIN	Completed	05	10/01/96	\$41,598.00	\$41,598.00	10/22/1997
CD96DN	195	1996-19	DUNEDIN STREETSCAPE AND PARKING	Completed	03	10/01/96	\$160,000.00	\$160,000.00	04/29/1998
CD96DVI	809	1998-3	DANSVILLE AREA INFRASTRUCTURE PH1	Completed	03K	04/07/00	\$303,218.86	\$303,218.86	11/02/2001
CD96GP & CD97GP2	196	1996-20	GULFPORT STREETSCAPE	Completed	03	10/01/96	\$210,000.00	\$210,000.00	09/01/1998
CD96HATS	194	1996-18	HATS AIR CONDITIONING	Completed	14C	10/01/96	\$160,000.00	\$160,000.00	09/01/1998
CD96HIST-1	200	1996-25	HARTLEY HOUSE	Completed	16B	10/01/96	\$194,040.31	\$194,040.31	11/21/1998
CD96HIST-2	201	1996-25	PATRONS INN	Completed	16B	10/01/96	\$482,135.74	\$482,135.74	08/22/2001
CD96IRB	197	1996-21	INDIAN ROCKS BEACH STREETSCAPE	Completed	03	10/01/96	\$100,000.00	\$100,000.00	10/21/1997
CD96JWB	198	1996-22	OMNI CENTER SERVICES	Completed	05	10/01/96	\$84,999.64	\$84,999.64	10/22/1997
CD96LFH 11	193	1996-11	LEALMAN FIRE HYDRANT AND WATER LINE	Completed	03J	10/01/96	\$73,628.00	\$73,628.00	06/10/1998
CD96MS	210	1996-34	MUSTARD SEED TURNING POINT OPERATIONS	Completed	05		\$0.00	\$0.00	
CD96OM	199	1996-23	OLDSMAR STREETSCAPE	Completed	03	10/01/96	\$160,000.00	\$160,000.00	03/17/1998
CD96PCUL	202	1996-26	OMNI CENTER IMPROVEMENTS	Completed	03F	10/01/96	\$57,738.85	\$57,738.85	04/29/1998
CD96POC	211	1996-36	CHORE SERVICES	Completed	05A	10/01/96	\$10,000.00	\$10,000.00	06/26/1997
CD96PP	212	1996-37	SENIOR CENTER ANNEX IMPROVEMENTS	Completed	03A	10/01/96	\$150,000.00	\$150,000.00	03/24/1998
CD96SA	216	1996-40	TRANSITIONAL LIVING PROGRAM	Completed	03C	10/01/96	\$16,337.09	\$16,337.09	11/21/1997
CD96SH1	203	1996-27	SAFETY HARBOR 9TH LANE PARKING	Completed	03	10/01/96	\$26,000.00	\$26,000.00	12/24/1997
CD96SH2	204	1996-28	SAFETY HARBOR STREETSCAPE, PHASE II	Completed	03	10/01/96	\$23,200.00	\$23,200.00	09/01/1998
CD97CFP02	518	1997-11	CFP - IRB BEACH COTTAGE FLORIST	Completed	14E	10/01/98	\$3,199.30	\$3,199.30	01/26/1999
CD97CFP03	536	1997-11	CFP - SOUTHERN PAWN SHOP	Completed	14E	10/01/98	\$4,000.00	\$4,000.00	03/03/1999
CD97CFP04	668	1997-11	CFP - PRIVACY ELECTRONICS	Completed	14E	10/01/98	\$3,000.00	\$3,000.00	07/23/1999
CD97CFP05	654	1997-11	CFP - STUFFED MUSHROOM	Completed	14E	10/01/98	\$3,000.00	\$3,000.00	07/23/1999
CD97CFP06	566	1997-11	CFP - CUSO'S JEWELRY	Completed	14E	10/01/98	\$4,000.00	\$4,000.00	03/17/1999
CD97CFP08	939	1999-7	CFP - AUTO REPR GAR	Completed	14E	09/25/00	\$4,000.00	\$4,000.00	09/27/2000
CD97CFP09	812	1999-7	CFP - RETAIL/OFFICE SH	Completed	14E	04/07/00	\$3,000.00	\$3,000.00	04/11/2000
CD97CFP10	739	1997-11	CFP - RETAIL BUSINESS	Completed	14E	10/01/98	\$2,000.00	\$2,000.00	11/13/1999
CD97CFP11	734	1997-11	CFP - CHIROPRACTIC OFFICE	Completed	14E	10/01/98	\$5,000.00	\$5,000.00	11/13/1999
CD97CFP13	801	1999-7	CFP - DRAKE APTS UNIT A	Completed	14E	04/06/00	\$2,000.00	\$2,000.00	04/11/2000
CD97CFP14	800	1999-7	CFP - DRAKE APTS UNIT B	Completed	14E	04/06/00	\$2,000.00	\$2,000.00	04/11/2000
CD97CFP15	802	1999-7	CFP - DRAKE APTS UNIT C	Completed	14E	04/06/00	\$3,000.00	\$3,000.00	04/11/2000
CD97CFP16	940	1999-7	CFP - KELLY'S RESTURANT	Completed	14E	09/25/00	\$2,000.00	\$2,000.00	09/27/2000
CD97CFP17	763	1999-7	CFP - CAFE/RESTURANT 680 MAIN ST	Completed	14E	10/01/99	\$2,860.00	\$2,860.00	02/08/2000
CD97CFP18	870	1999-7	CFP - INSIDE OUT GRP, INC.	Completed	14E	06/29/00	\$3,000.00	\$3,000.00	07/13/2000
CD97CFP19	808	1999-7	CFP - TAYLOR ARCADE	Completed	14E	04/07/00	\$1,016.20	\$1,016.20	04/11/2000
CD97CFP20	1036	1999-7	CFP - MEDICAL SERVICES	Completed	14E	01/16/01	\$3,000.00	\$3,000.00	01/19/2001
CD97CFP21	811	1999-7	CFP - BOX CAR	Completed	14E	04/07/00	\$1,540.00	\$1,540.00	04/11/2000
CD97CFP22	1037	1999-7	CFP - HAIR SALON	Completed	14E	01/16/01	\$3,000.00	\$3,000.00	01/19/2001
CD97CFP23	861	1999-7	CFP - CAFE ALFRESCO	Completed	14E	06/28/00	\$2,700.00	\$2,700.00	07/13/2000
CD97CFP24	1035	1999-7	CFP - ART GALLERY	Completed	14E	01/16/01	\$5,000.00	\$5,000.00	01/19/2001
CD97CFP26	857	1999-7	CFP - RESTURANT/RETAIL	Completed	14E	06/27/00	\$4,000.00	\$4,000.00	07/13/2000
CD97CSF	417	1997-7	CSF HOUSING ASSIST & HOME BUYER TRAINING	Completed	05	10/01/97	\$52,646.00	\$52,646.00	11/21/1998
CD97DN	553	1998-6	DUNEDIN STREETSCAPE	Completed	03	10/01/98	\$300,000.00	\$300,000.00	07/13/2000
CD97DV01	454	1997-5	PAINT PROGRAM - DANSVILLE	Completed	05	10/01/97	\$976.67	\$976.67	09/27/2000
CD97FR	452	1997-7	FAMILY RESOURCES - COMMUNITY VOICE MAIL	Completed	05	10/01/97	\$48,527.70	\$48,527.70	06/03/1999
CD97GP	407	1997-3	GULFPORT COMMUNITY CENTER RENOVATION	Completed	03	10/01/97	\$300,000.00	\$300,000.00	09/01/1998
CD97HIS01	581	1997-12	HIS - ED C. LABREQUE CPA	Completed	16B	10/01/98	\$30,000.00	\$30,000.00	03/17/1999
CD97HIST-2	1188	1996-25	PATRONS INN	Canceled	16B	08/21/01	\$0.00	\$0.00	
CD97HS	477	1997-3	HEAD START AT RAINBOW	Completed	03	10/01/97	\$6,675.94	\$6,675.94	09/30/1998
CD97ISVDSN	460	1997-1	PLAN - INDIAN SHORES VILLAGE DESIGN	Completed	20	10/01/97	\$1,388.00	\$1,388.00	06/10/1998
CD97JWB	404	1997-7	COMPREHENSIVE FAMILY SERVICES PROGRAM	Completed	05	10/01/97	\$120,054.37	\$120,054.37	11/21/1998
CD97POC	453	1997-7	POC - CHORE SERVICES	Completed	05	10/01/97	\$14,947.00	\$14,947.00	06/10/1998
CD97RCDSGN/CD98FOR	449	1997-13	RIDGECREST COMMUNITY CENTER	Completed	03E	10/01/97	\$356,531.10	\$356,531.10	03/15/2002
CD97SCMH	429	1997-3	SUNCOAST CENTER FOR MENTAL HEALTH	Completed	03	10/01/97	\$100,000.00	\$100,000.00	09/01/1998
CD97SEF	399	1997-3	SUNCOAST EPILEPSY FOUNDATION RENOVATION	Completed	03	10/01/97	\$15,000.00	\$15,000.00	03/17/1998
CD97SH	732	1998-6	SAFETY HARBOR - STREETSCAPE	Completed	03	10/01/98	\$100,000.00	\$100,000.00	04/11/2000
CD97TP	400	1997-2	TURNING POINT OPERATIONS - MUSTARD SEED	Completed	05	10/01/97	\$80,000.00	\$80,000.00	11/21/1998
CD97WT01	396	1997-6	WINDTREE PAINT PROGRAM	Completed	05	10/01/97	\$7,097.67	\$7,097.67	09/27/2000
	421	1997-6	WINDTREE CONSULTING	Completed	03I	10/01/97	\$10,220.00	\$10,220.00	04/29/1998
CD97WTA01	393	1997-6	YMCA ACQUISITION - 5350 BAMBOO	Completed	03	10/01/97	\$63,871.92	\$63,871.92	06/10/1998
CD97WTA02	394	1997-6	YMCA ACQUISITION - 15117 WINDTREE	Completed	03	10/01/97	\$81,914.76	\$81,914.76	03/24/1998
CD97WTA03	395	1997-6	YMCA ACQUISITION - 15085 WINDTREE DR.	Completed	03	10/01/97	\$114,906.88	\$114,906.88	04/29/1998
CD97YMCA	496	1997-6	WTV YMCA IMPROVEMENTS	Completed	03	10/01/97	\$496,508.00	\$496,508.00	09/17/1999

U.S. DEPARTMENT OF HOUSING AND URBAN
DEVELOPMENT
OFFICE OF COMMUNITY PLANNING AND
DEVELOPMENT
PR08 - Grantee Summary Activity Report

DATE: 12/8/2016
TIME: 12:58:00 PM
PAGE: 33/40

IDIS

Grantee Activity Number	IDIS Activity - ID	Pgm Yr Project	Activity Name	Act Stat	Matrix Code	Initial Funding Date	Funded Amount	Drawn Amount	Date of Last Draw
CD98ASAP	526	1998-10	ASAP - PURCHASE AND REHAB	Completed	03	10/01/98	\$30,800.00	\$30,800.00	11/13/1999
CD98CHAF	746	1998-5	CHAF - 150TH STREET WALL	Completed	03	10/01/98	\$50,000.00	\$50,000.00	02/08/2000
CD98CHIP	510	1998-9	CLW HMLESS INTERV PROJ - OPERATIONS	Completed	05	10/01/98	\$74,956.93	\$74,956.93	11/13/1999
CD98CSF	512	1998-8	COMMUNITY SERVICE FOUND- CENTR HSNG SERV	Completed	05	10/01/98	\$49,117.00	\$49,117.00	11/13/1999
CD98DEM01	534	1998-7	DEMO - 4951 82ND AVE N, PPK	Completed	04	10/01/98	\$5,000.00	\$5,000.00	03/03/1999
CD98DEM02	556	1998-7	DEMO - 11685 ULMERTON RD, LARGO	Completed	04	10/01/98	\$8,543.10	\$8,543.10	03/17/1999
CD98DEM03	555	1998-7	DEMO - 6065 81ST AVE N, PPK	Completed	04	10/01/98	\$2,475.69	\$2,475.69	03/17/1999
CD98DEM04	597	1998-7	DEMO - 3900 53RD AVE N	Completed	04	10/01/98	\$3,070.72	\$3,070.72	05/28/1999
CD98DEM05	548	1998-7	DEMO - 19111 WHISPERING PINES DR, IND SH	Completed	04	10/01/98	\$5,000.00	\$5,000.00	03/17/1999
CD98DEM06	550	1998-7	DEMO - 1722 THOMPSON AVE, CLW	Completed	04	10/01/98	\$2,497.99	\$2,497.99	03/17/1999
CD98DEM07	650	1998-7	DEMO - 2311 WILLIAMS RD	Completed	04	10/01/98	\$3,279.12	\$3,279.12	07/23/1999
CD98DEM08	572	1998-7	DEMO - 15049 WINDTREE DR.	Completed	04	10/01/98	\$4,157.14	\$4,157.14	06/03/1999
CD98DEM09	573	1998-7	DEMO - 12541 WILCOX RD	Completed	04	10/01/98	\$3,759.88	\$3,759.88	03/17/1999
CD98DEM10	618	1998-7	DEMO - 15133 WINDTREE DR	Completed	04	10/01/98	\$7,486.49	\$7,486.49	06/03/1999
CD98DEM11	873	1999-4	DEMO - 633 LEVIE AVE, TS	Completed	04	07/06/00	\$4,019.07	\$4,019.07	07/13/2000
CD98DEM12	651	1998-7	DEMO - 1025 DOUGLAS AVE.	Completed	04	10/01/98	\$2,067.81	\$2,067.81	06/03/1999
CD98DEM13	687	1998-7	DEMO - 735-737 BROADWAY	Completed	04	10/01/98	\$4,750.51	\$4,750.51	09/17/1999
CD98DEM14	688	1998-7	DEMO - 733-735 BROADWAY	Completed	04	10/01/98	\$4,752.11	\$4,752.11	09/17/1999
CD98DEM15	694	1998-7	DEMO - 1593 BASKINS CROSSING RD	Completed	04	10/01/98	\$3,009.76	\$3,009.76	09/17/1999
CD98DEM16	685	1998-7	DEMO - 12730 132ND AVE N	Completed	04	10/01/98	\$1,172.56	\$1,172.56	09/17/1999
CD98DEM17	733	1998-7	DEMO - 1029 BASS ST., DN	Completed	04	10/01/98	\$2,622.74	\$2,622.74	11/13/1999
CD98DEM18	667	1998-7	DEMO - MONROE PARK	Completed	04	10/01/98	\$5,000.00	\$5,000.00	07/23/1999
CD98DEM19	691	1998-7	DEMO - 12910 CAMPBELL LANE	Completed	04	10/01/98	\$2,783.02	\$2,783.02	09/17/1999
CD98DEM20	750	1999-4	DEMO - 2234 BASKINS CROSSING RD	Completed	04	10/01/99	\$2,058.81	\$2,058.81	02/08/2000
CD98DEM21	757	1999-4	DEMO - 12960 125TH ST N	Completed	04	10/01/99	\$4,799.24	\$4,799.24	04/11/2000
CD98DEM22	807	1999-4	DEMO - 355 MANN CT, DN	Completed	04	04/07/00	\$3,854.77	\$3,854.77	04/11/2000
CD98DEM23	968	1999-4	DEMO - 19201 GULF BLVD, IS	Completed	04	11/10/00	\$5,000.00	\$5,000.00	11/14/2000
CD98DEM24	853	1999-4	DEMO - 128TH AVE N (DANSVILLE)	Completed	04	06/27/00	\$4,448.70	\$4,448.70	07/13/2000
CD98DEM25	858	1999-4	DEMO - WIND TREE AREA CLEANUP	Completed	04	06/27/00	\$2,057.24	\$2,057.24	07/29/2000
CD98DEM26	872	1999-4	DEMO - 433 EAST BOYER	Completed	04	07/06/00	\$1,215.20	\$1,215.20	07/13/2000
CD98DEM27	876	1999-4	DEMO - LIVE OAK AND HIBISCUS, TS	Completed	04	07/06/00	\$2,338.87	\$2,338.87	07/13/2000
CD98DEM28	871	1999-4	DEMO - 115 E. LIME ST	Completed	04	07/06/00	\$3,270.74	\$3,270.74	07/13/2000
CD98DEM29	874	1999-4	DEMO - BLOCK OF GROSSE, TS	Completed	04	07/06/00	\$1,248.42	\$1,248.42	07/13/2000
CD98FR	751	1998-9	FAMILY RESOURCES CENTER - REHAB	Completed	03C	10/01/98	\$19,876.00	\$19,876.00	09/27/2000
CD98HEP	690	1998-10	HOMELESS EMERGENCY PROJECT REHAB	Completed	03	10/01/98	\$51,175.00	\$51,175.00	02/08/2000
CD98HPNFC	625	1998-10	HIGH POINT NEIGHBORHOOD FAMILY CENTER	Completed	03	10/01/98	\$69,367.56	\$69,367.56	09/17/1999
CD98IRB	941	1999-6	INDIAN ROCKS BEACH - STREETScape	Completed	03	09/25/00	\$200,000.00	\$200,000.00	02/28/2001
CD98IS	554	1998-6	INDIAN SHORES STREETScape	Completed	03	10/01/98	\$350,000.00	\$350,000.00	10/03/2002
CD98MSF2	511	1998-8	MUSTARD SEED FND- TURNING PT. SERVICES	Completed	05	10/01/98	\$100,000.00	\$100,000.00	11/13/1999
CD98MSF3	598	1998-10	MUSTARD SEED FND - TURNING PT REHAB	Completed	03	10/01/98	\$80,041.15	\$80,041.15	04/11/2000
CD98NSSI	661	1998-10	NEIGH SR SERV - ADULT DAY CARE ACQ	Completed	03	10/01/98	\$230,625.00	\$230,625.00	09/27/2000
CD98PCAC	513	1998-10	PEOPLE OF COLOR AIDS COAL- ACQ/REHAB	Completed	03S	10/01/98	\$189,737.47	\$189,737.47	11/14/2000
CD98PCUL	535	1998-8	OMNI CENTER RECREATION - PCUL	Completed	05	10/01/98	\$117,704.88	\$117,704.88	11/13/1999
CD98PCVI	859	1999-8	PCVI- PIN CTR VISUALLY IMPAIRED REHAB	Completed	03	06/27/00	\$82,343.69	\$82,343.69	11/14/2000
CD98POC	736	1998-8	POC CHORE SERVICES	Completed	05	10/01/98	\$14,950.00	\$14,950.00	11/13/1999
CD98PPK	660	1998-10	PINELLAS PARK - SENIOR CENTER RENOVATION	Completed	03	10/01/98	\$150,000.00	\$150,000.00	02/08/2000
CD98RCACQ	599	1998-4	RIDGECREST ENTRANCE ACQUISITION	Completed	01	10/01/98	\$109,305.00	\$109,305.00	04/11/2000
CD98RCREC	696	1998-4	RIDGECREST SUMMER RECREATION PROGRAM	Completed	05	10/01/98	\$50,294.62	\$50,294.62	11/13/1999
CD98RCSL	504	1998-4	RIDGECREST STREET LIGHTING	Completed	03	10/01/98	\$20,500.00	\$20,500.00	01/26/1999
CD98SH	881	1999-8	SAFETY HARBOR - ADA RESTROOMS	Completed	03	07/06/00	\$80,000.00	\$80,000.00	07/13/2000
CD98SHNFC	662	1998-10	SAF HARB - NEIGH FAMILY CENTER	Completed	03	10/01/98	\$298,927.41	\$298,927.41	01/19/2002
CD98STARS	971	1999-10	STARS PROGRAM	Completed	05	11/10/00	\$51,000.00	\$51,000.00	10/03/2001
CD98WTDSDN	844	1998-5	WIND TREE NORTH - DESIGN	Completed	03	06/24/00	\$33,651.40	\$33,651.40	02/03/2001
CD98WTI	843	1998-5	WIND TREE VILLAGE INFRASTRUCTURE PH1	Completed	03	06/24/00	\$351,476.38	\$351,476.38	10/16/2003
CD98WTREC	737	1998-5	WIND TREE SUMMER RECREATION PROGRAM	Completed	05D	10/01/98	\$25,152.98	\$25,152.98	11/13/1999
CD98YL	665	1998-4	PINELLAS URBAN YOUNG LIFE	Completed	03	10/01/98	\$2,000.00	\$2,000.00	04/11/2000
CD99ALPHA	799	1999-8	ALPHA "A BEGINNING" INC. REHABILITATION	Completed	03	04/06/00	\$32,800.00	\$32,800.00	11/14/2000
CD99CFP01	1034	1999-7	CFP - WEISS	Completed	14E	01/16/01	\$5,000.00	\$5,000.00	01/19/2001
CD99CFP02	970	1999-7	CFP - BIBA BAR & GRILL	Completed	14E	11/10/00	\$4,000.00	\$4,000.00	11/14/2000
CD99CFP03	916	1999-7	CFP - GRAPHIC DESIGN STUDIO	Completed	14E	07/24/00	\$4,000.00	\$4,000.00	07/29/2000
CD99CFP04	1132	1999-7	CFP - ON THE AVENUE	Completed	14E	05/25/01	\$3,000.00	\$3,000.00	05/30/2001
CD99CFP05	1131	1999-7	CFP - CREATIVE THOUGHTS	Completed	14E	05/25/01	\$3,000.00	\$3,000.00	05/30/2001
CD99CFP06	973	1999-7	CFP - LEARNING ZONE	Completed	14E	11/10/00	\$5,000.00	\$5,000.00	11/14/2000
CD99CFP08	1185	1999-7	CFP-DICUS BUILDING	Completed	14E	08/21/01	\$746.50	\$746.50	08/22/2001
CD99CFP09	1696	1999-4	CFP 809 MAIN ST	Completed	04	03/16/04	\$4,000.00	\$4,000.00	03/19/2004

U.S. DEPARTMENT OF HOUSING AND URBAN
DEVELOPMENT
OFFICE OF COMMUNITY PLANNING AND
DEVELOPMENT
PR08 - Grantee Summary Activity Report

DATE: 12/8/2016
TIME: 12:58:00 PM
PAGE: 34/40

IDIS

Grantee Activity Number	IDIS Activity - ID	Pgm Yr Project	Activity Name	Act Stat	Matrix Code	Initial Funding Date	Funded Amount	Drawn Amount	Date of Last Draw
CD99CFP10	1151	1999-7	CFP - GREGORY'S SALON	Completed	14E	06/27/01	\$3,520.18	\$3,520.18	06/28/2001
CD99CFP12	1112	1999-7	CFP - BLUENOSE MOTEL	Completed	14E	04/28/01	\$2,000.00	\$2,000.00	05/01/2001
CD99CFP13	1111	1999-7	CFP - FOREVER FLORIDA	Completed	14E	04/28/01	\$4,000.00	\$4,000.00	05/01/2001
CD99CFP14	1157	1999-7	CFP - BLACK PEARL	Completed	14E	06/27/01	\$725.00	\$725.00	06/28/2001
CD99CFP15	1072	1999-7	CFP - WELLNESS CENTER	Completed	14E	02/02/01	\$4,000.00	\$4,000.00	02/03/2001
CD99CFP19	1315	1999-7	CD99CFP19 - 737 MAIN STREET	Completed	14E	04/08/02	\$5,000.00	\$5,000.00	04/11/2002
CD99CFP20	1133	1999-7	CFP - RETAIL SHOPS 715-737 BROADWAY	Completed	14E	05/25/01	\$1,467.50	\$1,467.50	05/30/2001
CD99CFP21	1160	1999-7	CFP - 360 SCOTLAND	Completed	14E	07/10/01	\$3,920.00	\$3,920.00	12/28/2001
CD99CFP22	1161	1999-7	CFP - RETAIL 362 SCOTLAND	Completed	14E	07/10/01	\$3,000.00	\$3,000.00	12/28/2001
CD99CFP23	1162	1999-7	CFP - RETAIL 364 SCOTLAND	Completed	14E	07/10/01	\$2,000.00	\$2,000.00	12/28/2001
CD99CFP24	1202	1999-7	CD99CFP24 - GAYTON	Completed	14E	09/25/01	\$2,084.07	\$2,084.07	12/28/2001
CD99CFP25	1207	1999-7	CD99CFP25 - DOUGLAS WALLACE	Completed	14E	10/18/01	\$2,680.75	\$2,680.75	11/02/2001
CD99CFP26	1215	1999-7	CD99CFP26 - KLONARIS	Canceled	14E	12/03/01	\$0.00	\$0.00	
CD99CFP27	1262	1999-7	CD99CFP27 - TZEKAS, 915 MAIN ST	Completed	14E	01/23/02	\$2,000.00	\$2,000.00	01/29/2002
CD99CFP28	1455	1999-7	CD99CFP28 - IRIS AND IVY INC.	Completed	14E	01/14/03	\$1,512.50	\$1,512.50	01/17/2003
CD99CFP29	1351	1999-7	CD99CFP27 - 636 SKINNER BLVD	Completed	14E	05/29/02	\$3,000.00	\$3,000.00	06/04/2002
CD99CFP30	1216	1999-7	CD99CFP30 - SHAPIRO	Completed	14E	12/03/01	\$2,000.00	\$2,000.00	12/28/2001
CD99CFP32	1193	1999-7	CFP - PHILLIPPI	Completed	14E	08/31/01	\$2,998.50	\$2,998.50	12/28/2001
CD99CFP33	1197	1999-7	CFP - JEFF MOORE	Completed	14E	09/07/01	\$3,000.00	\$3,000.00	09/15/2001
CD99CFP34	1275	1999-7	CD99CFP34 - 10699 GULF BLVD	Completed	14E	02/06/02	\$1,445.00	\$1,445.00	02/08/2002
CD99CFP35	1241	1999-7	CD99CFP35 - BENJAMIN BOKAY'S	Completed	14E	12/27/01	\$3,801.85	\$3,801.85	01/04/2002
CD99CFP36	1220	1999-7	CD99CFP36 - CFP - STINETTE	Completed	14E	12/20/01	\$4,000.00	\$4,000.00	12/21/2001
CD99CSF	759	1999-10	COMM SERV FOUND - CENT HSNG SERV	Completed	05	10/01/99	\$41,951.00	\$41,951.00	11/14/2000
CD99DEM01	877	1999-4	DEMO - NE CORNER OF GROSSE AND HARRISON	Completed	04	07/06/00	\$3,598.07	\$3,598.07	07/13/2000
CD99DEM02	875	1999-4	DEMO - 635 LEVIS AVE	Completed	04	07/06/00	\$2,790.10	\$2,790.10	07/13/2000
CD99DEM03	969	1999-4	DEMO - 371 MAIN ST, DN	Completed	04	11/10/00	\$4,000.00	\$4,000.00	11/14/2000
CD99DEM04	923	1999-4	DEMO - 209 E ORANGE ST	Completed	04	09/23/00	\$9,517.33	\$9,517.33	09/27/2000
CD99DEM05	1163	1999-4	DEMO - 19119 2ND STR, IS	Completed	04	07/10/01	\$5,000.00	\$5,000.00	07/24/2001
CD99DEM06	937	1999-4	DEMO - 256 SCOTLAND ST, DN	Completed	04	09/25/00	\$5,000.00	\$5,000.00	09/27/2000
CD99DEM07	938	1999-4	DANSVILLE/RIDGECREST AREA CLEANUP	Completed	04	09/25/00	\$6,124.00	\$6,124.00	09/27/2000
CD99DEM08	1023	1999-4	DEMO - 13071 119TH ST. N.	Completed	04	01/16/01	\$4,999.94	\$4,999.94	01/19/2001
CD99DEM09	1055	1999-4	DEMO - 111 CHESTNUT CIR, SH	Completed	04	01/17/01	\$4,999.63	\$4,999.63	01/25/2001
CD99DEM10	1021	1999-4	DEMO - 612 LINCOLN AV., TS	Completed	04	01/16/01	\$2,841.45	\$2,841.45	01/19/2001
CD99DEM11	1022	1999-4	DEMO - 718 NORTH AV., TS	Completed	04	01/16/01	\$4,984.98	\$4,984.98	01/19/2001
CD99DEM12	1020	1999-4	DEMO - 5140 69TH AV. N., PPK	Completed	04	01/16/01	\$3,926.42	\$3,926.42	02/28/2001
CD99DEM13	1425	1999-4	DEMO - 526 SOUTH LINCOLN AVENUE	Completed	14E	10/01/02	\$1,076.89	\$1,076.89	10/03/2002
CD99DEM14	1077	1999-4	HIGHPOINT STORAGE BUILDINGS	Completed	04	02/27/01	\$2,614.70	\$2,614.70	02/28/2001
CD99DEM15	1097	1999-4	DEMO - 13273 OAK ST. DANSVILLE	Completed	04	03/23/01	\$4,639.56	\$4,639.56	05/01/2001
CD99DEM16	1098	1999-4	DEMO - 13302 OAK ST. DANSVILLE	Completed	04	03/23/01	\$5,451.18	\$5,451.18	05/01/2001
CD99DEM18	1348	1999-4	DEMO - 434, 434 1/2 & 440 SKINNER BLVD	Completed	04	05/15/02	\$4,999.88	\$4,999.88	06/04/2002
CD99DEM19	1103	1999-4	CLEARANCE FOR'S LOT	Completed	04	04/21/01	\$4,999.72	\$4,999.72	05/30/2001
CD99DEM20	1184	1999-4	DEMO - 12717 132ND AV.	Completed	04	08/21/01	\$2,361.46	\$2,361.46	08/22/2001
CD99DEM21	1242	1999-4	DEMO - 607 VIRGINIA ST	Completed	04	12/27/01	\$3,297.98	\$3,297.98	01/04/2002
CD99DEM22	1198	1999-4	DEMO - 520/520.5 SKINNER BLVD	Completed	04	09/14/01	\$4,955.41	\$4,955.41	09/15/2001
CD99DEM23	1206	1999-4	DEMO - 12717-132 AVE N	Completed	04	09/28/01	\$4,999.92	\$4,999.92	10/03/2001
CD99DEM24	1172	1999-4	DEMO/226 S. GROSSE, TS	Completed	04	07/16/01	\$2,764.48	\$2,764.48	07/24/2001
CD99DEM25	1173	1999-4	DEMO/128 E LIME ST, TS	Completed	04	07/16/01	\$3,724.59	\$3,724.59	07/24/2001
CD99DEM26	1194	1999-4	E L TREVENA, INC - #CD99DEM26	Completed	04	08/31/01	\$4,997.44	\$4,997.44	09/01/2001
CD99DEM27	1227	1999-4	CD99DEM27 - TREVENA	Completed	04	12/26/01	\$3,773.23	\$3,773.23	12/28/2001
CD99DN	869	1999-6	CITY OF DUNEDIN STREETSCAPE	Completed	03	06/28/00	\$200,000.00	\$200,000.00	05/01/2001
CD99DNDC	794	1997-4	DANS NEIGH DEV CORP - DIR SAL AND OPER	Completed	05	04/06/00	\$70,571.21	\$70,571.21	11/14/2000
CD99DVAM	810	1998-3	DANSVILLE AREA PH1 POND AND AMENITIES	Completed	03	04/07/00	\$149,529.50	\$149,529.50	04/12/2003
CD99GRA	752	1999-10	RIDGECREST OMNI CTR RECREATION PROG	Completed	05	10/01/99	\$19,889.16	\$19,889.16	11/14/2000
CD99GRANL	848	1999-5	GRA NEWS LETTER DISTRIBUTION	Completed	05	06/26/00	\$2,000.00	\$2,000.00	11/14/2000
CD99HBC	795	1999-10	HOME BUYER'S CLUB	Completed	05	04/06/00	\$43,000.00	\$43,000.00	07/13/2000
CD99HEP	1113	1999-8	HEP COMMUNITY BUILDING	Completed	03	04/28/01	\$75,000.00	\$75,000.00	05/01/2001
CD99HPN	747	1999-10	HIGH POINT NEIGHBORS - OPERATIONS	Completed	05	10/01/99	\$12,000.00	\$12,000.00	09/27/2000
CD99HPPK	1314	1999-8	CD99HPPK - SUNCOAST FAMILY YMCA'S	Completed	03	04/08/02	\$108,658.52	\$108,658.52	07/17/2002
CD99HSGDEL	922	1999-1	SINGLE FAMILY HOUSING DELIVERY COSTS	Completed	14A	07/28/00	\$50,868.05	\$50,868.05	09/27/2000
CD99HHTH	835	1999-10	HELP FOR THE HARVEST - INSUL BLANKETS	Completed	05	04/10/00	\$4,998.15	\$4,998.15	04/11/2000
CD99MB	1092	1999-6	MADIERA BEACH STREETSCAPE	Completed	03	03/19/01	\$300,000.00	\$300,000.00	03/24/2001
CD99MS	760	1999-9	MUSTARD SEED - SALARIES	Completed	03T	10/01/99	\$92,357.88	\$92,357.88	11/14/2000
CD99PC	766	1999-10	PINELLAS CARES - VOICE MAIL	Completed	05	10/01/99	\$35,239.00	\$35,239.00	01/25/2001
CD99PEHMS	1014	1999-8	PEHMS REHABILITATION	Completed	03	01/16/01	\$22,590.00	\$22,590.00	01/19/2001
CD99PHP	924	1999-10	PINELLAS HOMESTEAD PROJ LOAN PROCESSOR	Completed	19C	09/25/00	\$35,431.39	\$35,431.39	11/02/2001

U.S. DEPARTMENT OF HOUSING AND URBAN
DEVELOPMENT
OFFICE OF COMMUNITY PLANNING AND
DEVELOPMENT
PR08 - Grantee Summary Activity Report

DATE: 12/8/2016
TIME: 12:58:00 PM
PAGE: 35/40

IDIS

Grantee Activity Number	IDIS Activity - ID	Pgm Yr Project	Activity Name	Act Stat	Matrix Code	Initial Funding Date	Funded Amount	Drawn Amount	Date of Last Draw
CD99POC	974	1999-10	CHORE SERVICES BY PIN. OPPORT COUNCIL	Completed	05	11/10/00	\$15,000.00	\$15,000.00	11/14/2000
CD99PPK	1183	1999-8	CITY OF PINELLAS PARK - #CD99PPK	Completed	03	08/21/01	\$50,000.00	\$50,000.00	08/22/2001
CD99RCIS	836	1999-5	RIDGECREST - STR S OF ULMERTON	Completed	03K	04/10/00	\$388,804.47	\$388,804.47	06/28/2001
CD99RCSL	864	1999-5	RIDGECREST STREET LIGHTING	Completed	03	06/28/00	\$10,376.00	\$10,376.00	07/13/2000
CD99SH	1155	2000-49	SAFETY HARBOR GAZEBO	Completed	03	06/27/01	\$100,000.00	\$100,000.00	06/28/2001
CD99WCF	805	1999-10	WORKING CAPITAL FLORIDA	Completed	05	04/07/00	\$44,200.00	\$44,200.00	11/14/2000
CD99YMCA	972	1999-10	YMCA RAINBOW VILLAGE AFTER SCHOOL CARE	Completed	05	11/10/00	\$80,800.48	\$80,800.48	08/07/2001
	1175	1999-10	N/A	Canceled	03E	07/31/01	\$0.00	\$0.00	
CD99YMCA2	936	1999-5	YMCA/OMNI DESIGN FOR FIELDS	Completed	03	09/25/00	\$169,972.74	\$169,972.74	06/28/2001
CDACQDV	138	1994-2	ACQUISITION OF LAND - DANSVILLE	Completed	01	10/01/93	\$0.00	\$0.00	
	391	1997-5	ACQUISITION - DANSVILLE	Completed	01	10/01/97	\$2,156,648.10	\$2,156,648.10	11/27/2013
CDADM	786	1999-12	CDBG ADMINISTRATION 99/00	Completed	21A	10/01/99	\$805,470.20	\$805,470.20	11/14/2000
CDCFP	261	1996-45	FEASIBILITIES/MISC	Completed	14E		\$0.00	\$0.00	
	415	1997-11	FEASIBILITIES/MISC 97/98	Completed	14E	10/01/97	\$7,837.50	\$7,837.50	09/01/1998
	588	1998-11	FEASIBILITIES/MISC 98/99	Completed	14E	10/01/98	\$10,013.75	\$10,013.75	07/23/1999
CDCONTG	217	1996-42	CDBG CONTINGENCY	Canceled	22		\$0.00	\$0.00	
CDDEMO	250	1995-27	FY95-96 DEMOLITIONS	Completed	04		\$0.00	\$0.00	
CDFEE	265	1996-14	CONTRACT SVCS.-MISC SUN TRUST FEE	Completed	14A	10/01/96	\$12,653.85	\$12,653.85	10/22/1997
	412	1996-14	CONTRACT SVCS.-MISC SUNTRUST FEE FY97/98	Completed	21A	10/01/97	\$19,900.56	\$19,900.56	11/21/1998
	500	1998-11	CONTRACT SVCS.- MISC.FEES FY98/99	Completed	21A	10/01/98	\$15,851.27	\$15,851.27	11/16/1999
	789	1999-1	CONTRACT SVCS / MISC FEES 99/00	Completed	21A	10/01/99	\$14,464.51	\$14,464.51	11/14/2000
	1046	2000-45	CDBG - PORTFOLIO ADMIN AND MISC FEES	Completed	21A	01/17/01	\$19,805.75	\$19,805.75	11/02/2001
	1217	2001-69	CDBG-CONTRACT SVC-MISC PORTFOLIO SVC FEE	Completed	21A	12/20/01	\$10,163.62	\$10,163.62	10/22/2002
	1444	2002-18	CDBG-CONTRACT SVC-MISC PORTFOLIO SVC FEE	Completed	21A	01/13/03	\$12,144.70	\$12,144.70	12/16/2003
CDPMGT	413	1996-14	PORTFOLIO MANAGEMENT	Completed	21A	10/01/97	\$76,447.46	\$76,447.46	09/01/1998
	502	1998-11	PORTFOLIO MANAGEMENT	Completed	21A	10/01/98	\$388.00	\$388.00	03/17/1999
	1196	1998-11	PORTFOLIO MANAGEMENT	Completed	21A	08/31/01	\$2,857.50	\$2,857.50	11/02/2001
	1071	2000-54	PORTFOLIO MANAGEMENT	Completed	21A	01/24/01	\$450.68	\$450.68	01/25/2001
	1218	2001-58	CDBG - REHAB DELIVERY/PORTFOLIO MGMT	Completed	21A	12/26/01	\$6,825.15	\$6,825.15	10/03/2002
	1443	2002-18	CDBG - REHAB DELIVERY/PORTFOLIO MGMT	Completed	21A	01/13/03	\$8,303.26	\$8,303.26	07/03/2003
CDSFR	297	1996-14	PORTFOLIO MANAGEMENT	Completed	14A	10/01/96	\$0.00	\$0.00	
CFP014	256	1996-45	5600 BLOCK - PINELLAS PARK	Canceled	14E		\$0.00	\$0.00	
CFP015	257	1996-45	APACHE FURNITURE - BOGACKI - PIN. PARK	Canceled	14E		\$0.00	\$0.00	
CFP016	258	1996-45	ELLIS - PINELLAS PARK	Completed	14E	06/13/96	\$6,000.00	\$6,000.00	07/26/1997
CFP017	259	1996-45	L. CLARK - PINELLAS PARK	Completed	14E		\$0.00	\$0.00	
CFP018	260	1996-45	TOUCHTON - PINELLAS PARK	Canceled	14E		\$0.00	\$0.00	
CFP020	262	1996-45	DINO'S GRILL - ANTONIOU - PINELLAS PARK	Completed	14E	06/13/97	\$4,000.00	\$4,000.00	08/30/1997
CFP021	263	1996-45	BENDER'S LAWN SALES - PINELLAS PARK	Completed	14E	06/13/96	\$2,000.00	\$2,000.00	08/28/1997
CFP022	264	1996-45	BUSY BEE CAR WASH - BOGGS - PINELLAS PK	Completed	14E	06/13/96	\$2,377.50	\$2,377.50	09/20/1997
CFP12-13	255	1996-45	WEISS - 2 BLDGS SAFETY HARBOR	Completed	14E		\$0.00	\$0.00	
DEM001	251	1995-27	DUNEDIN BANK BUILDING DEMO	Completed	04		\$0.00	\$0.00	
DEM002	252	1995-27	DEMO - DORA BLANCHARD	Completed	04		\$0.00	\$0.00	
DEM004	332	1995-27	DEMOLITION OF RESIDENTIAL STRUCTURE	Completed	04	07/07/97	\$1,806.35	\$1,806.35	07/26/1997
DEM014	374	1995-27	TARPON SPRINGS CAP NEIGHBORHOOD	Completed	04	09/22/97	\$19,852.50	\$19,852.50	10/22/1997
ES00CHIP	1024	2000-51	CHIP OPERATIONS	Completed		01/16/01	\$19,948.00	\$19,948.00	11/02/2001
ES00FR	1195	2000-51	FAMILY RESOURCES -	Completed		08/31/01	\$16,744.00	\$16,744.00	11/02/2001
ES00HEP	1115	2000-51	HEP UTILITIES	Completed		04/28/01	\$20,406.98	\$20,406.98	05/01/2001
ES00MS	1025	2000-51	MUSTARD SEED CRIMINAL JUSTICE OUTREACH	Completed		01/16/01	\$13,400.00	\$13,400.00	02/08/2002
ES00QI	1135	2000-51	QUEST INN OPERATIONS	Completed		05/25/01	\$15,000.00	\$15,000.00	11/02/2001
ES00RCS	1057	2000-51	RCS - GRACE HOUSE OPERATIONS	Completed		01/17/01	\$19,500.00	\$19,500.00	07/24/2001
ES01FR	1238	2001-79	FAMILY RESOURCES, INC	Completed		12/27/01	\$19,820.00	\$19,820.00	10/22/2002
ES01KH	1253	2001-67	KIMBERLY HOME, INC	Completed		01/09/02	\$6,000.00	\$6,000.00	10/12/2002
ES01MSCJ	1251	2001-78	MUSTARD SEED CRIMINAL JUSTICE OUTREACH	Completed		01/09/02	\$19,200.00	\$19,200.00	10/22/2002
ES01RCSGH	1254	2001-76	RELIGIOUS COMMUNITY SERVICES, INC.	Completed		01/09/02	\$32,380.00	\$32,380.00	10/22/2002
ES01SC	1252	2001-75	SUNCOAST CENTER FOR COMM MENTAL HEALTH	Completed		01/09/02	\$19,200.00	\$19,200.00	10/22/2002
ES02HEP	1481	2002-15	HOMELESS EMERGENCY PROJECT	Completed		01/28/03	\$50,000.00	\$50,000.00	07/01/2003
ES02MSCJ	1482	2002-14	MUSTARD SEED FOUND - CRIMINAL JUSTICE	Completed		01/28/03	\$19,050.00	\$19,050.00	12/16/2003
ES02MSF	1484	2002-14	MUSTARD SEED FOUNDATION - INN	Canceled		01/28/03	\$0.00	\$0.00	
	1698	2002-14	ESG MSF 2510 CENTRAL AVE	Completed		03/16/04	\$18,385.54	\$18,385.54	03/19/2004
ES02RCS	1485	2002-16	RCS - THE HAVEN	Completed		01/28/03	\$39,164.46	\$39,164.46	12/16/2003
ES02SC	1483	2002-17	SUNCOAST CENTER MOBILE VAN COUNSELOR	Completed		01/28/03	\$19,050.00	\$19,050.00	12/16/2003
ES03CHIP1	1798	2003-40	CHIP SALARY AND OPERATIONS	Completed		10/14/04	\$7,000.00	\$7,000.00	11/09/2004
ES03CHIP2	1799	2003-40	CHIP SALARY AND OPERATIONS	Completed		10/14/04	\$3,000.00	\$3,000.00	10/16/2004
ES03FAM1	1712	2003-35	FAM. RESOURCES RUNAWAY SHELTER OPERATION	Completed		04/21/04	\$15,000.00	\$15,000.00	07/21/2004
ES03HEP	1710	2003-34	HOMELESS EMERGENCY PROJECT OPERATIONS	Completed		04/21/04	\$28,500.00	\$28,500.00	07/21/2004

U.S. DEPARTMENT OF HOUSING AND URBAN
DEVELOPMENT
OFFICE OF COMMUNITY PLANNING AND
DEVELOPMENT
PR08 - Grantee Summary Activity Report

DATE: 12/8/2016
TIME: 12:58:00 PM
PAGE: 36/40

IDIS

Grantee Activity Number	IDIS Activity - ID	Pgm Yr Project	Activity Name	Act Stat	Matrix Code	Initial Funding Date	Funded Amount	Drawn Amount	Date of Last Draw
ES03MHS1	1704	2003-37	MOBILE MEDICAL TEAM	Completed		03/25/04	\$6,433.49	\$6,433.49	11/09/2004
ES03RCS	1706	2003-38	RELIGIOUS COMMUNITY SERVICES - THE HAVEN	Completed		03/26/04	\$30,900.00	\$30,900.00	11/09/2004
ES03WCG	1705	2003-39	CRIMINAL JUSTICE OUTREACH WORKER	Completed		03/26/04	\$18,800.00	\$18,800.00	10/16/2004
ES04ADMIN	1816	2004-36	ESG PROGRAM ADMINISTRATION	Completed		01/14/05	\$6,983.00	\$6,983.00	04/09/2005
ES04CHIP	1838	2004-30	CHIP OPERATING FUNDS	Completed		02/04/05	\$25,000.00	\$25,000.00	10/21/2005
ES04FAMRES	1862	2004-32	FAMILY RESOURCES YOUTH CRISIS CENTER OPS	Completed		04/08/05	\$25,000.00	\$25,000.00	10/21/2005
ES04HAVEN	1837	2004-29	RCS - THE HAVEN OPERATIONS	Completed		02/04/05	\$30,678.51	\$30,678.51	10/21/2005
ES04HEP	1839	2004-18	RCS HOMELESS EMERGENCY PROJECT OPERATIONS	Completed		02/08/05	\$37,254.00	\$37,254.00	05/18/2005
ES04SCCMH	1853	2004-31	SCCMH SERVICES	Completed		04/07/05	\$14,524.00	\$14,524.00	10/21/2005
ES05ADMIN	1922	2005-33	ESG ADMINISTRATION	Completed		01/12/06	\$6,768.99	\$6,768.99	11/28/2006
ES05CHIP	1976	2005-22	CHIP OPERATING	Completed		07/12/06	\$25,000.00	\$25,000.00	11/28/2006
ES05HEP	1977	2005-21	HOMELESS EMERGENCY PROJECT OPERATIONS	Completed		07/12/06	\$33,572.00	\$33,572.00	07/13/2006
ES05HEPREB	1934	2005-17	HOMELESS EMERGENCY PROJECT REHAB	Completed		03/22/06	\$75,000.00	\$75,000.00	09/23/2006
ES06ADMIN	2002	2006-6	PINELLAS COUNTY ESG ADMINISTRATION	Completed		12/04/06	\$6,717.75	\$6,717.75	09/18/2007
ES06HEP	2042	2006-17	HOMELESS EMERGENCY PROJECT OPERATIONS	Completed		06/07/07	\$31,468.98	\$31,468.98	11/30/2007
ES06RCSES	2044	2006-18	RCS GRACE HOUSE/HAVEN ESSENTIAL SVCS	Completed		06/07/07	\$26,805.93	\$26,805.93	03/18/2008
ES06RCSES02	2083	2006-18	RCS GRACE HOUSE/HAVEN ESSENTIAL SVCS	Completed		05/21/08	\$13,194.06	\$13,194.06	11/19/2008
ES06RCSMO	2043	2006-18	RCS - GRACE HOUSE/HAVEN MAINT & OPS	Completed		06/07/07	\$55,195.37	\$55,195.37	03/18/2008
ES07ADMIN	2070	2007-1	ESG ADMINISTRATION	Completed		01/04/08	\$6,748.90	\$6,748.90	05/24/2008
ES07WCTP	2077	2007-16	WESTCARE GULFCOAST TURNING POINT SHELTER	Completed		03/03/08	\$128,229.00	\$128,229.00	11/19/2008
ES08ADMIN	2114	2008-27	ESG ADMINISTRATION	Completed		01/12/09	\$6,686.00	\$6,686.00	07/09/2009
ES08WCTP	2120	2008-18	WESTCARE GULFCOAST TURNING POINT SHELTER	Completed		02/09/09	\$127,039.00	\$127,039.00	12/15/2009
ES09CHIP	2217	2009-18	Clearwater Homeless Intervention Program	Completed		01/27/10	\$54,999.99	\$54,999.99	11/18/2010
ES09RCSGH	2216	2009-17	RCS Grace House Operations	Completed		01/27/10	\$34,478.00	\$34,478.00	11/18/2010
ES09WCTP	2218	2009-19	WestCare Gulf Coast Turning Point Shelter	Completed		01/27/10	\$36,550.00	\$36,550.00	09/30/2010
ES10HEP	2315	2010-15	HEP Utilities	Completed		03/18/11	\$94,397.03	\$94,397.03	12/16/2011
ES10RCSGH	2314	2010-13	RCS Grace House Salaries	Completed		03/18/11	\$31,604.80	\$31,604.80	12/16/2011
ES11ADMIN	2342	2011-1	ESG11 Administration	Completed		09/26/12	\$15,295.58	\$15,295.58	10/26/2012
ES12ADMIN	2403	2012-5	ESG12 Administration	Completed		01/24/13	\$17,382.60	\$17,382.60	11/27/2013
ES12PRVE	2339	2011-1	ESG11 Homeless Prevention	Completed		03/01/12	\$96,678.21	\$96,678.21	03/14/2014
ES12REHS	2428	2011-1	ESG11 Homeless Assistance/Rapid Rehousing	Completed		03/21/13	\$84,562.04	\$84,562.04	03/14/2014
ES13ADMIN	2471	2013-5	ESG13 Administration	Completed		09/24/14	\$13,074.10	\$13,074.10	04/22/2015
ES13HMIS	2468	2013-5	ES13 HMIS	Completed		09/24/14	\$6,463.26	\$6,463.26	12/18/2015
ES13PREV	2470	2013-5	ES13 Homelessness Prevention	Completed		09/24/14	\$65,748.57	\$65,748.57	12/22/2015
ES13REHS	2469	2013-5	ES13 Rapid Re-Housing	Completed		09/24/14	\$89,051.07	\$89,051.07	12/22/2015
ES95CASA	225	1995-17	CASA - SHELTER REHAB	Completed			\$0.00	\$0.00	
ES95GLS	222	1995-11	GULFCOAST LEGAL SERV.- HOMELESS OUTREACH	Completed			\$0.00	\$0.00	
ES95HEP	224	1995-16	HOMELESS EMERGENCY PROJECT - UTILITIES	Completed			\$0.00	\$0.00	
ES95RCS	227	1995-19	RCS - FOOD PANTRY COOLER AND OPS	Completed			\$0.00	\$0.00	
ES95SA	180	1995-14	HOMELESS INTERVENTION PROGRAM	Completed		10/01/95	\$1,901.07	\$1,901.07	06/13/1997
ES95UM	223	1995-15	UMCM - BUS TOKENS	Completed			\$0.00	\$0.00	
ES95YWCA	226	1995-18	YWCA - LAZZARA SHELTER OPERATIONS	Completed			\$0.00	\$0.00	
ES96CASA	207	1996-31	CASA OPERATING COSTS	Completed		10/01/96	\$8,886.65	\$8,886.65	11/21/1997
ES96HEP	209	1996-33	HEP OPERATIONS	Completed		10/01/96	\$20,615.00	\$20,615.00	07/26/1997
ES96RCS	213	1996-38	RCS OPERATIONS FOR EMERGENCY HOUSING	Completed		10/01/96	\$6,744.87	\$6,744.87	10/22/1997
ES96SA1	214	1996-39	SALVATION ARMY HOMELESS INTERVENTION	Completed		10/01/96	\$15,898.86	\$15,898.86	11/21/1997
ES96SA2	215	1996-39	HOMELESS INT.PROGRAM SALARY	Completed		10/01/96	\$13,148.77	\$13,148.77	08/30/1997
ES96YWCA	248	1996-41	YWCA VIRGINIA LAZZARA SHELTER	Completed		10/01/96	\$17,425.00	\$17,425.00	11/21/1997
ES97HEP	423	1997-2	HOMELESS EMERGENCY PROJECT OPERATIONS	Completed		10/01/97	\$6,064.00	\$6,064.00	03/17/1998
ES97QI	424	1997-2	QUEST INN OPERATIONS	Completed		10/01/97	\$11,500.00	\$11,500.00	09/30/1998
ES97SAOP	425	1997-2	SALVATION ARMY OPERATIONS	Completed		10/01/97	\$26,879.22	\$26,879.22	11/21/1998
ES97SASV	426	1997-2	SALVATION ARMY SERVICES (HIP STAFF)	Completed		10/01/97	\$26,220.78	\$26,220.78	11/21/1998
ES97YWOP	427	1997-2	YWCA OF TAMPA BAY OPERATIONS	Completed		10/01/97	\$12,100.00	\$12,100.00	09/30/1998
ES97YWSV	428	1997-2	YWCA OF TAMPA BAY SERVICES (STAFFING)	Completed		10/01/97	\$9,386.00	\$9,386.00	09/01/1998
ES98ASAP1	584	1998-9	ADV SHELTER ACT POLICY - OPERATIONS	Completed		10/01/98	\$2,200.00	\$2,200.00	06/03/1999
ES98ASAP2	527	1998-9	ADVOCATES FOR SHELTER ACTION POLICY	Completed		10/01/98	\$16,370.00	\$16,370.00	09/17/1999
ES98HEP	600	1998-9	HOMELESS EMERGENCY PROJ - OPERATIONS	Completed		10/01/98	\$27,533.00	\$27,533.00	11/13/1999
ES98QI	582	1998-9	QUEST INN - OPERATIONS	Completed		10/01/98	\$17,034.00	\$17,034.00	11/13/1999
ES98RCS	583	1998-9	RELIG COMM SERV - GRACE HOUSE	Completed		10/01/98	\$23,033.00	\$23,033.00	11/13/1999
ES98YWCA1	705	1998-9	YWCA FAMILY VILLAGE - OPERATING	Completed		10/01/98	\$16,000.00	\$16,000.00	11/13/1999
ES98YWCA2	645	1998-9	YWCA FAMILY VILLAGE - SERVICES	Completed		10/01/98	\$23,230.00	\$23,230.00	09/17/1999
ES99CHIP1	767	1999-9	CLW HOMELESS INTERV PROJ - OPERATING	Completed		10/01/99	\$17,822.74	\$17,822.74	11/14/2000
ES99CHIP2	768	1999-9	CLW HOMELESS INTERV PROJ - SERVICES	Completed		10/01/99	\$17,105.00	\$17,105.00	09/27/2000
ES99HEP	814	1999-9	HOMELESS EMERG PROJ - OPERATIONS	Completed		04/07/00	\$25,000.00	\$25,000.00	09/27/2000
ES99QI	882	1999-9	QUEST INN - OPERATING COST	Completed		07/07/00	\$15,000.00	\$15,000.00	11/14/2000

U.S. DEPARTMENT OF HOUSING AND URBAN
DEVELOPMENT
OFFICE OF COMMUNITY PLANNING AND
DEVELOPMENT
PR08 - Grantee Summary Activity Report

DATE: 12/8/2016
TIME: 12:58:00 PM
PAGE: 37/40

IDIS

Grantee Activity Number	IDIS Activity - ID	Pgm Yr Project	Activity Name	Act Stat	Matrix Code	Initial Funding Date	Funded Amount	Drawn Amount	Date of Last Draw
ES99RCS	1026	1999-8	RCS - THE HAVEN	Completed		01/16/01	\$13,573.00	\$13,573.00	01/19/2001
ES99YWCA	816	1999-9	YWCA FAMILY VILLAGE - SERVICES	Completed		04/07/00	\$18,609.00	\$18,609.00	11/14/2000
ES99YWCA1	815	1999-9	YWCA FAMILY VILLAGE - OPERATIONS	Completed		04/07/00	\$5,983.28	\$5,983.28	11/14/2000
ESADM	787	1999-12	ESG ADMINISTRATION 99/00	Completed	21A	10/01/99	\$6,000.00	\$6,000.00	07/29/2000
ESG03ADMIN	1717	2003-41	ESG ADMINISTRATION	Completed		05/17/04	\$6,300.00	\$6,300.00	07/21/2004
ESG12HMIS	2429	2011-1	ESG11 Data Collection HMIS	Completed		03/21/13	\$7,377.00	\$7,377.00	11/27/2013
ESOOPC	1056	2000-51	PINELLAS CARES - VOICE MAIL SALARY	Completed		01/17/01	\$11,808.00	\$11,808.00	05/14/2002
FC-01	1773	2002-3	FC-01	Completed		09/27/04	\$68,734.47	\$68,734.47	06/28/2005
GRA PAINT 05/06	1927	2005-3	GRA PAINT PROGRAM	Completed	14A	01/13/06	\$4,644.81	\$4,644.81	08/25/2006
H03ADM	1643	2003-42	ADMINISTRATION	Completed		02/25/04	\$290,456.06	\$290,456.06	10/01/2005
H08ADMIN	2130	2008-27	HOME PLANNING/ADMINISTRATION	Completed		05/27/09	\$204,855.57	\$204,855.57	06/22/2010
HM00LADM	1208	2000-45	HOME - LARGO AMMINISTRATION - 00/01	Completed		11/01/01	\$6,800.76	\$6,800.76	11/02/2001
HM01ABIL	1222	2001-71	HM01ABIL - JORDA - #2966	Completed		12/20/01	\$12,925.00	\$12,925.00	12/21/2001
	1290	2001-71	HM01ABIL - MILLAN - #5729	Completed		02/18/02	\$34,950.00	\$34,950.00	03/01/2002
	1300	2001-71	HM01ABIL - ROSENTHAL - #5744	Completed		03/12/02	\$40,000.00	\$40,000.00	03/26/2002
	1312	2001-71	HM01ABIL - TAGGART - #5763	Completed		04/02/02	\$42,500.00	\$42,500.00	04/11/2002
HM01ABIL02	1379	2001-71	HM01ABIL02 - URBAN - #5825	Completed		07/05/02	\$24,747.05	\$24,747.05	07/17/2002
	1400	2001-71	HFI - WOLFF - #5852	Completed		07/31/02	\$26,034.05	\$26,034.05	08/24/2002
	1437	2001-71	HFI - SORENSON - #5918	Completed		10/14/02	\$28,259.30	\$28,259.30	10/22/2002
	1465	2001-71	HFI - WALTERS - #5941	Completed		01/16/03	\$28,769.80	\$28,769.80	01/17/2003
	1562	2001-71	HFI - PEACOCK - #6058	Completed		06/02/03	\$27,236.91	\$27,236.91	07/03/2003
	1572	2001-71	HFI - TALBERT - #6128	Completed		06/27/03	\$33,333.15	\$33,333.15	12/16/2003
	1623	2002-2	SINGLE FAMILY REHAB	Completed		12/06/03	\$21,817.90	\$21,817.90	12/16/2003
HM01ADML	1244	2001-69	HOME - LARGO ADMINISTRATION - 01/02	Completed		01/07/02	\$2,640.21	\$2,640.21	10/22/2002
HM01BOLEY	1280	2001-72	HM01BOLEY- ADAMS - #5704	Completed		02/11/02	\$40,000.00	\$40,000.00	04/11/2002
HM01DAL	1245	2001-59	TBCDC - PATZELT - #5699	Completed		01/08/02	\$7,800.00	\$7,800.00	02/15/2002
	1246	2001-59	TBCDC - COCKLIN - #5701	Completed		01/08/02	\$5,800.00	\$5,800.00	02/15/2002
	1247	2001-59	TBCDC - CARDONA - #5702	Completed		01/08/02	\$7,800.00	\$7,800.00	02/15/2002
	1277	2001-59	TBCDC - RAMOS - #5710	Completed		02/11/02	\$7,800.00	\$7,800.00	02/15/2002
	1278	2001-59	TBCDC - CONNORS - #5711	Completed		02/11/02	\$5,500.00	\$5,500.00	02/15/2002
	1279	2001-59	TBCDC - BROOKS - #5712	Completed		02/11/02	\$7,800.00	\$7,800.00	02/15/2002
	1281	2001-59	TBCDC - LUZZI - #5715	Completed		02/11/02	\$7,800.00	\$7,800.00	02/15/2002
	1282	2001-59	TBCDC - GIBERSON - #5724	Completed		02/11/02	\$6,380.00	\$6,380.00	02/15/2002
	1294	2001-59	TBCDC - ZUECH - #5731	Completed		02/22/02	\$7,800.00	\$7,800.00	03/01/2002
	1295	2001-59	TBCDC - FAWLEY - #5732	Completed		02/22/02	\$7,800.00	\$7,800.00	03/01/2002
	1296	2001-59	TBCDC - DAILY - #5733	Completed		02/22/02	\$6,950.00	\$6,950.00	03/01/2002
	1297	2001-59	TBCDC - RASHTI - #5735	Completed		02/22/02	\$7,800.00	\$7,800.00	03/01/2002
	1298	2001-59	TBCDC - CAMERY - #5734	Completed		02/22/02	\$7,800.00	\$7,800.00	03/01/2002
	1301	2001-59	TBCDC - ROGERS - #5746	Completed		03/12/02	\$7,800.00	\$7,800.00	03/26/2002
	1302	2001-59	TBCDC -KANDOV - #5745	Completed		03/12/02	\$7,800.00	\$7,800.00	03/26/2002
	1303	2001-59	TBCDC - BRANNON - #5749	Completed		03/25/02	\$7,800.00	\$7,800.00	03/26/2002
	1304	2001-59	TBCDC - RAMOS - #5751	Completed		03/25/02	\$7,550.00	\$7,550.00	03/26/2002
	1305	2001-59	TBCDC - HERNANDEZ - #5752	Completed		03/25/02	\$7,000.00	\$7,000.00	03/26/2002
	1306	2001-59	TBCDC - CROWE - #5748	Completed		03/25/02	\$7,800.00	\$7,800.00	03/26/2002
	1317	2001-59	TBCDC - SIURU - #5780	Completed		04/08/02	\$6,350.00	\$6,350.00	04/11/2002
	1318	2001-59	TBCDC - TROTT - #5782	Completed		04/08/02	\$7,800.00	\$7,800.00	04/11/2002
	1354	2001-59	TBCDC - GRICE - #5796	Completed		05/29/02	\$7,800.00	\$7,800.00	06/04/2002
	1355	2001-59	TBCDC - BENJAMIN - #5797	Completed		05/29/02	\$7,800.00	\$7,800.00	06/04/2002
	1356	2001-59	TBCDC - BELANGER - #5798	Completed		05/29/02	\$7,800.00	\$7,800.00	06/04/2002
	1357	2001-59	TBCDC - MARKORIC - #5799	Completed		05/29/02	\$6,900.00	\$6,900.00	06/04/2002
	1358	2001-59	TBCDC - HARPER - #5800	Completed		05/29/02	\$7,800.00	\$7,800.00	06/04/2002
	1359	2001-59	TBCDC - MOSCO - #5801	Completed		05/30/02	\$5,525.00	\$5,525.00	06/04/2002
	1360	2001-59	TBCDC - SHERMAN - #5802	Completed		05/30/02	\$7,800.00	\$7,800.00	06/04/2002
	1361	2001-59	TBCDC - SUSSMAN - #5803	Completed		05/30/02	\$4,450.00	\$4,450.00	06/04/2002
	1362	2001-59	TBCDC - KLEMME - #5804	Completed		05/30/02	\$5,400.00	\$5,400.00	06/04/2002
	1363	2001-59	TBCDC - PROCTOR - #5805	Completed		05/30/02	\$3,500.00	\$3,500.00	06/04/2002
	1364	2001-59	TBCDC - MYERS - #5806	Completed		05/30/02	\$7,800.00	\$7,800.00	06/04/2002
	1365	2001-59	TBCDC - RISEN - #5812	Completed		05/30/02	\$7,000.00	\$7,000.00	06/04/2002
	1366	2001-59	TBCDC - HALILOVIC - #5813	Completed		05/30/02	\$7,800.00	\$7,800.00	06/04/2002
	1367	2001-59	TBCDC - WARREN - #5818	Completed		06/06/02	\$7,800.00	\$7,800.00	06/15/2002
	1368	2001-59	TBCDC - IKAZATO - #5819	Completed		06/06/02	\$7,800.00	\$7,800.00	06/15/2002
	1373	2001-59	TBCDC - MATHIS - #5827	Completed		07/03/02	\$7,800.00	\$7,800.00	07/17/2002
	1374	2001-59	TBCDC - MORALES-OJEDA - #5828	Completed		07/03/02	\$7,800.00	\$7,800.00	07/17/2002
	1375	2001-59	TBCDC - LAWRENCE - #5829	Completed		07/03/02	\$6,350.00	\$6,350.00	07/17/2002
	1376	2001-59	TBCDC - DIENNO - #5832	Completed		07/03/02	\$7,800.00	\$7,800.00	07/17/2002

U.S. DEPARTMENT OF HOUSING AND URBAN
DEVELOPMENT
OFFICE OF COMMUNITY PLANNING AND
DEVELOPMENT
PR08 - Grantee Summary Activity Report

DATE: 12/8/2016
TIME: 12:58:00 PM
PAGE: 38/40

IDIS

Grantee Activity Number	IDIS Activity - ID	Pgm Yr Project	Activity Name	Act Stat	Matrix Code	Initial Funding Date	Funded Amount	Drawn Amount	Date of Last Draw
HM01DAL	1377	2001-59	TBCDC - GOMEZ - #5833	Completed		07/03/02	\$7,800.00	\$7,800.00	07/17/2002
	1378	2001-59	TBCDC - HERNANDEZ - #5824	Completed		07/03/02	\$7,650.00	\$7,650.00	07/17/2002
	1385	2001-59	TBCDC - HOWK - #5830	Completed		07/09/02	\$7,800.00	\$7,800.00	07/26/2002
	1386	2001-59	TBCDC - JONES - #5831	Completed		07/09/02	\$7,800.00	\$7,800.00	07/26/2002
	1387	2001-59	TBCDC - WILLIAMS - #5837	Completed		07/10/02	\$7,200.00	\$7,200.00	07/26/2002
	1388	2001-59	TBCDC - SMITH - #5838	Completed		07/10/02	\$7,800.00	\$7,800.00	07/26/2002
	1389	2001-59	TBCDC - RODRIGUEZ - #5842	Completed		07/10/02	\$7,800.00	\$7,800.00	07/26/2002
	1390	2001-59	TBCDC - DERUVO - #5840	Completed		07/10/02	\$7,800.00	\$7,800.00	07/26/2002
	1391	2001-59	TBCDC - SYERS - #5841	Completed		07/11/02	\$6,900.00	\$6,900.00	07/26/2002
	1236	2001-74	LARGO - PFEIFFER - #5686	Completed		12/26/01	\$7,800.00	\$7,800.00	12/28/2001
HM01LHBA	1283	2001-74	LARGO - HOLLEY - #5721	Completed		02/11/02	\$10,490.00	\$10,490.00	02/15/2002
	1284	2001-74	LARGO - ANDERSON - #5722	Completed		02/11/02	\$10,525.00	\$10,525.00	02/15/2002
	1285	2001-74	LARGO - CORONA-FLORES - #5723	Completed		02/11/02	\$10,000.00	\$10,000.00	02/15/2002
	1340	2001-74	LARGO - INFINGER - #5774	Completed		04/15/02	\$10,800.00	\$10,800.00	05/14/2002
	1341	2001-74	LARGO - MCBRIDE - #5775	Completed		04/15/02	\$10,800.00	\$10,800.00	05/14/2002
	1392	2001-74	LARGO - QUINN - #5843	Completed		07/19/02	\$10,800.00	\$10,800.00	07/26/2002
	1393	2001-74	LARGO - MCBRIDE - #5844	Completed		07/19/02	\$10,800.00	\$10,800.00	07/26/2002
	1394	2001-74	LARGO - RYLAND - #5845	Completed		07/19/02	\$7,800.00	\$7,800.00	07/26/2002
	1395	2001-74	LARGO - O'CONNOR - #5846	Completed		07/19/02	\$10,800.00	\$10,800.00	07/26/2002
	1396	2001-74	LARGO - ECKERMAN-ST. TROIX - #5847	Completed		07/19/02	\$7,800.00	\$7,800.00	07/26/2002
	1397	2001-74	LARGO - STAGGS/CABRERA - #5848	Completed		07/19/02	\$10,300.00	\$10,300.00	07/26/2002
	1429	2001-74	LARGO - DENEYCHUK - #5898	Completed		10/08/02	\$14,800.00	\$14,800.00	10/12/2002
	1430	2001-74	LARGO - WATERS - #5899	Completed		10/08/02	\$10,800.00	\$10,800.00	10/12/2002
	1431	2001-74	LARGO - SCHUMAKER - #5900	Completed		10/08/02	\$10,800.00	\$10,800.00	10/12/2002
	1432	2001-74	LARGO - CROSS - #5901	Completed		10/08/02	\$8,764.00	\$8,764.00	10/12/2002
	1433	2001-74	LARGO - RIDEOUT/DEWITT - #5902	Completed		10/08/02	\$10,000.00	\$10,000.00	10/12/2002
	1434	2001-74	LARGO - PUSATERI - #5903	Completed		10/08/02	\$7,568.00	\$7,568.00	10/12/2002
	1344	2001-73	LARGO - BOLICK - #5720	Completed		04/18/02	\$17,703.30	\$17,703.30	05/14/2002
HM01LSFR	1406	2001-73	LARGO - MCWHORTER - #5781	Completed		08/19/02	\$60,498.03	\$60,498.03	08/24/2002
HM01PSDAL	1321	2001-59	HM01PSDAL - KRENTZ - #5767	Completed		04/10/02	\$7,000.00	\$7,000.00	05/14/2002
	1322	2001-59	HM01PSDAL - SALANTINO - #5764	Completed		04/10/02	\$7,000.00	\$7,000.00	05/14/2002
	1323	2001-59	HM01PSDAL - DANIEL - #5766	Completed		04/10/02	\$7,000.00	\$7,000.00	05/14/2002
	1324	2001-59	HM01PSDAL - BUCKHANNON - #5765	Completed		04/10/02	\$7,000.00	\$7,000.00	05/14/2002
	1325	2001-59	HM01PSDAL - BROWN - #5760	Completed		04/10/02	\$7,000.00	\$7,000.00	05/14/2002
	1326	2001-59	HM01PSDAL - THOMAS - #5759	Completed		04/10/02	\$7,000.00	\$7,000.00	05/14/2002
	1327	2001-59	HM01PSDAL - GAYNOR - #5778	Completed		04/10/02	\$7,000.00	\$7,000.00	05/14/2002
	1328	2001-59	HM01PSDAL - LONAKER - #5777	Completed		04/10/02	\$7,000.00	\$7,000.00	05/14/2002
	1329	2001-59	HM01PSDAL - BROOKS - #5776	Completed		04/10/02	\$7,000.00	\$7,000.00	05/14/2002
	1330	2001-59	HM01PSDAL - YURISH - #5769	Completed		04/10/02	\$7,000.00	\$7,000.00	05/14/2002
	1331	2001-59	HM01PSDAL - DIFEO - #5772	Completed		04/10/02	\$7,000.00	\$7,000.00	05/14/2002
	1332	2001-59	HM01PSDAL - BOWEN - #5773	Completed		04/10/02	\$7,000.00	\$7,000.00	05/14/2002
	1333	2001-59	HM01PSDAL - SCHNABEL - #5757	Completed		04/10/02	\$7,000.00	\$7,000.00	05/14/2002
	1334	2001-59	HM01PSDAL - BRIDGEMAN - #5758	Completed		04/10/02	\$7,000.00	\$7,000.00	05/14/2002
	1335	2001-59	HM01PSDAL - CORNACCHIONE - #5728	Completed		04/11/02	\$7,000.00	\$7,000.00	05/14/2002
	1336	2001-59	HM01PSDAL - WEST - #5783	Completed		04/11/02	\$7,000.00	\$7,000.00	05/14/2002
	1337	2001-59	HM01PSDAL - SHUR - #5770	Completed		04/11/02	\$7,000.00	\$7,000.00	05/14/2002
	1338	2001-59	HM01PSDAL - STEINER - #5771	Completed		04/11/02	\$7,000.00	\$7,000.00	05/14/2002
HM01RHD	1339	2001-70	HM01RHD - CHAF - #5786	Completed		04/15/02	\$83,358.94	\$83,358.94	06/04/2002
HM02DAL	1405	2001-70	HM01RHD - CHAF - #5866	Completed		08/19/02	\$189,315.64	\$189,315.64	08/24/2002
	1462	2002-3	TBCDC - FALCONER - #5937	Completed		01/16/03	\$5,300.00	\$5,300.00	01/17/2003
	1463	2002-3	TBCDC - RODRIGUEZ - #5938	Completed		01/16/03	\$7,800.00	\$7,800.00	01/17/2003
	1464	2002-3	TBCDC - JOHNSON - #5945	Completed		01/16/03	\$7,800.00	\$7,800.00	01/17/2003
	1486	2002-3	TBCDC - BARRIOS - #5950	Completed		02/14/03	\$4,600.00	\$4,600.00	07/03/2003
	1487	2002-3	TBCDC - GOGINSKY - #5951	Completed		02/14/03	\$7,800.00	\$7,800.00	07/03/2003
	1488	2002-3	TBCDC - KROL - #5952	Completed		02/14/03	\$5,590.00	\$5,590.00	07/03/2003
	1489	2002-3	TBCDC - WILSON - #5953	Completed		02/14/03	\$7,250.00	\$7,250.00	07/03/2003
	1490	2002-3	TBCDC - CRUZ - #5954	Completed		02/14/03	\$7,800.00	\$7,800.00	07/03/2003
	1491	2002-3	TBCDC - GUERRERO - #5955	Completed		02/14/03	\$7,800.00	\$7,800.00	07/03/2003
	1492	2002-3	TBCDC - RUSSELL - #5956	Completed		02/14/03	\$7,400.00	\$7,400.00	07/03/2003
	1493	2002-3	TBCDC - RAMCHARITAR - #5957	Completed		02/14/03	\$7,800.00	\$7,800.00	07/03/2003
	1494	2002-3	TBCDC - BROWN - #5970	Completed		02/14/03	\$6,480.00	\$6,480.00	07/03/2003
	1495	2002-3	TBCDC - PITZ/PUPO - #5971	Completed		02/14/03	\$7,800.00	\$7,800.00	07/03/2003
	1496	2002-3	TBCDC - COLON - #5972	Completed		02/14/03	\$7,800.00	\$7,800.00	07/03/2003
	1497	2002-3	TBCDC - BELL - #5978	Completed		02/17/03	\$7,800.00	\$7,800.00	07/03/2003
	1498	2002-3	TBCDC - STEPHENS - #5979	Completed		02/17/03	\$7,800.00	\$7,800.00	07/03/2003

U.S. DEPARTMENT OF HOUSING AND URBAN
DEVELOPMENT
OFFICE OF COMMUNITY PLANNING AND
DEVELOPMENT
PR08 - Grantee Summary Activity Report

DATE: 12/8/2016
TIME: 12:58:00 PM
PAGE: 39/40

IDIS

Grantee Activity Number	IDIS Activity - ID	Pgm Yr Project	Activity Name	Act Stat	Matrix Code	Initial Funding Date	Funded Amount	Drawn Amount	Date of Last Draw
HM02DAL	1499	2002-3	TBCDC - CRUZ - #5980	Completed		02/17/03	\$7,800.00	\$7,800.00	07/03/2003
	1500	2002-3	TBCDC - CHESIS - #5981	Completed		02/17/03	\$7,800.00	\$7,800.00	07/03/2003
	1501	2002-3	TBCDC - TIMMONS - #5982	Completed		02/17/03	\$7,800.00	\$7,800.00	07/03/2003
	1516	2002-3	TBCDC - HUTCHINSON - #5997	Completed		03/22/03	\$7,380.00	\$7,380.00	07/03/2003
	1517	2002-3	TBCDC - TAYLOR - #5998	Completed		03/22/03	\$7,800.00	\$7,800.00	07/03/2003
	1518	2002-3	TBCDC - SPALLER - #6012	Completed		03/22/03	\$7,800.00	\$7,800.00	07/03/2003
	1519	2002-3	TBCDC - ROQUEMORE - #6013	Completed		03/22/03	\$7,800.00	\$7,800.00	07/03/2003
	1520	2002-3	TBCDC - PAPPAS - #6014	Completed		03/22/03	\$6,500.00	\$6,500.00	07/03/2003
	1521	2002-3	TBCDC - RUSSO - #6015	Completed		03/22/03	\$7,800.00	\$7,800.00	07/03/2003
	1522	2002-3	TBCDC - ALONSO - #6016	Completed		03/22/03	\$7,800.00	\$7,800.00	07/03/2003
	1536	2002-3	TBCDC - REYNOLDS - #6027	Completed		05/06/03	\$7,800.00	\$7,800.00	07/03/2003
	1537	2002-3	TBCDC - JOHNSON - #6028	Completed		05/06/03	\$6,060.00	\$6,060.00	07/03/2003
	1538	2002-3	TBCDC - STIDHAM - #6036	Completed		05/06/03	\$6,110.00	\$6,110.00	07/03/2003
	1539	2002-3	TBCDC - SLOAN - #6038	Completed		05/06/03	\$4,995.00	\$4,995.00	07/03/2003
	1540	2002-3	TBCDC - NAUE - #6039	Completed		05/06/03	\$7,480.00	\$7,480.00	07/03/2003
	1541	2002-3	TBCDC - BOATEMAH-BONSU - #6040	Completed		05/06/03	\$7,100.00	\$7,100.00	07/03/2003
	1543	2002-3	TBCDC - SLOCUM - #6050	Completed		05/15/03	\$7,800.00	\$7,800.00	07/03/2003
	1544	2002-3	TBCDC - PITZ - #6051	Completed		05/15/03	\$7,800.00	\$7,800.00	07/03/2003
	1545	2002-3	TBCDC - HOUCK - #6052	Completed		05/15/03	\$7,800.00	\$7,800.00	07/03/2003
	1546	2002-3	TBCDC - FERRELL - #6053	Completed		05/15/03	\$7,800.00	\$7,800.00	07/03/2003
	1561	2002-3	TBCDC - OSORIO - #6059	Completed		06/02/03	\$7,800.00	\$7,800.00	07/03/2003
	1575	2002-3	TBCDC - GANN - #6062	Completed		07/14/03	\$7,375.00	\$7,375.00	12/16/2003
	1576	2002-3	TBCDC - ATKINSON - #6054	Completed		07/14/03	\$7,800.00	\$7,800.00	12/16/2003
	1577	2002-3	TBCDC - SEXTON - #6085	Completed		07/14/03	\$7,490.00	\$7,490.00	12/16/2003
	1624	2002-3	TBCDC - WRONA - #6068	Completed		12/06/03	\$6,100.00	\$6,100.00	12/16/2003
	1625	2002-3	DAL - BANVILLE - #5999	Completed		12/08/03	\$6,420.00	\$6,420.00	12/16/2003
	1626	2002-3	DAL - JIRAN - #6117	Completed		12/08/03	\$7,800.00	\$7,800.00	12/16/2003
	1627	2002-3	DAL - CRABTREE - #6111	Completed		12/08/03	\$6,735.00	\$6,735.00	12/16/2003
	1628	2002-3	DAL - HIAS - #6123	Completed		12/08/03	\$7,800.00	\$7,800.00	12/16/2003
	1629	2002-3	DAL - REARDON - #6121	Completed		12/08/03	\$7,800.00	\$7,800.00	12/16/2003
	1631	2002-3	DAL - SANFORD - #6122	Completed		12/08/03	\$7,800.00	\$7,800.00	12/16/2003
	1632	2002-3	DAL - WATSON - #6112	Completed		12/08/03	\$7,800.00	\$7,800.00	12/16/2003
	1636	2002-3	DAL - CUBBAGE - #6129	Completed		12/08/03	\$7,800.00	\$7,800.00	12/16/2003
	1637	2002-3	DAL - AMATO - #6136	Completed		12/08/03	\$7,800.00	\$7,800.00	12/16/2003
	1638	2002-3	DAL - CHAMBERLIN - #6133	Completed		12/08/03	\$4,200.00	\$4,200.00	12/16/2003
	1639	2002-3	DAL - MERLINO - #6141	Completed		12/08/03	\$7,800.00	\$7,800.00	12/16/2003
	1640	2002-3	DAL - RUFFNER - #6140	Completed		12/08/03	\$2,380.00	\$2,380.00	12/16/2003
HM02LDAL	1633	2002-3	DAL - HINKLE - #6118	Completed		12/08/03	\$10,000.00	\$10,000.00	12/16/2003
	1634	2002-3	LDAL - MCCLOUD - #6119	Completed		12/08/03	\$10,800.00	\$10,800.00	12/16/2003
HM02LHBA	1635	2002-2	LHBA - PRECOURT - #6034	Completed		12/08/03	\$31,635.08	\$31,635.08	12/16/2003
	1515	2002-3	LARGO - BIDLOW - #5991	Completed		03/24/03	\$10,000.00	\$10,000.00	07/03/2003
	1523	2002-3	LARGO - NOVOTNY - #5985	Completed		03/22/03	\$9,100.00	\$9,100.00	07/03/2003
	1524	2002-3	LARGO - MCCAFFERY - #5986	Completed		03/22/03	\$7,800.00	\$7,800.00	07/03/2003
	1525	2002-3	LARGO - MCBRIDE - #5987	Completed		03/22/03	\$10,000.00	\$10,000.00	07/03/2003
	1526	2002-3	LARGO - PRICE - #5988	Completed		03/24/03	\$9,537.00	\$9,537.00	07/03/2003
	1527	2002-3	LARGO - CRIBBS - #5989	Completed		03/24/03	\$10,000.00	\$10,000.00	07/03/2003
	1528	2002-3	LARGO - MESSINA - #5990	Completed		03/24/03	\$6,795.00	\$6,795.00	07/03/2003
	1542	2002-3	LARGO - HAVRON - #5963	Completed		05/06/03	\$27,699.86	\$27,699.86	07/03/2003
	1559	2002-3	LARGO - SPRINGER - #5943	Completed		05/19/03	\$62,503.70	\$62,503.70	07/03/2003
HM02PSDA	1560	2002-3	LARGO - SOMKOVIC - #5944	Completed		05/19/03	\$60,355.65	\$60,355.65	07/03/2003
	1466	2002-3	HM02PSDA - LEWIS - #5939	Completed		01/16/03	\$7,071.00	\$7,071.00	01/17/2003
HM02SFR	1509	2002-2	ILP - KOPACKI - #5995	Completed		03/14/03	\$2,750.00	\$2,750.00	07/03/2003
	1558	2002-2	ILP - SLUSSER - #6021	Completed		05/19/03	\$2,750.00	\$2,750.00	07/03/2003
	1563	2002-2	ILP - JOHNSON - #6055	Completed		06/02/03	\$2,750.00	\$2,750.00	07/03/2003
	1570	2002-2	ILP - TUCKER - #6065	Completed		06/17/03	\$2,750.00	\$2,750.00	07/03/2003
HM03ADM - FC02	1786	2002-3	FC-02	Completed		09/29/04	\$1,959.33	\$1,959.33	01/26/2013
HM04ADMIN	1811	2004-35	HOME ADMINISTRATION	Completed		09/27/05	\$269,000.78	\$269,000.78	10/01/2005
HM05ADMIN	1923	2005-33	HOME ADMINISTRATION	Completed		05/11/07	\$336,318.73	\$336,318.73	05/12/2007
HM06ADMIN	2001	2006-6	PINELLAS CO/LARGO HOME ADMINISTRATION	Completed		12/04/06	\$334,297.98	\$334,297.98	08/27/2008
HM06RELO05	2047	2006-12	GROVE PARK RELO - BRISCOE	Completed		06/22/07	\$65,571.00	\$65,571.00	06/22/2012
HM06RELO1	2006	2006-12	GROVE PARK RELOCATION: WARREN CAIN	Completed		12/19/06	\$48,279.90	\$48,279.90	03/19/2011
HM06RELO2	2007	2006-12	GROVE PARK RELOCATION: OLIVER DECKER	Completed		12/19/06	\$42,540.62	\$42,540.62	09/24/2011
HM06RELO3	2026	2006-12	GROVE PARK RELO - RAMONA MAGLONE	Completed		05/09/07	\$48,023.00	\$48,023.00	03/19/2011
HM06RELO4	2024	2006-12	GROVE PARK RELO - ROBERT HOAGLAND	Completed		05/09/07	\$6,839.09	\$6,839.09	09/26/2007
HM06RELO6	2048	2006-12	GROVE PARK RELO - WITHLOW	Completed		06/22/07	\$48,395.11	\$48,395.11	06/22/2012

U.S. DEPARTMENT OF HOUSING AND URBAN
DEVELOPMENT
OFFICE OF COMMUNITY PLANNING AND
DEVELOPMENT
PR08 - Grantee Summary Activity Report

DATE: 12/8/2016
TIME: 12:58:00 PM
PAGE: 40/40

IDIS

Grantee Activity Number	IDIS Activity - ID	Pgm Yr Project	Activity Name	Act Stat	Matrix Code	Initial Funding Date	Funded Amount	Drawn Amount	Date of Last Draw
HM06RELO7	2049	2006-12	GROVE PARK RELO - WALCK	Completed		09/14/07	\$34,265.10	\$34,265.10	06/22/2012
HM07/H07L ADMIN	2071	2007-1	HOME ADMINISTRATION	Completed		01/04/08	\$228,143.99	\$228,143.99	06/04/2009
HM09ADMIN	2221	2009-24	HOME Administration	Completed		02/12/10	\$244,236.18	\$244,236.18	03/19/2011
HM12ADMIN/H12LADMIN	2405	2012-9	HOME Administration	Completed		02/06/13	\$182,693.90	\$182,693.90	05/22/2014
HM13ADMIN/HL13ADMIN	2462	2013-9	HOME Administration	Completed		05/08/14	\$193,755.74	\$193,755.74	08/07/2015
HM14ADMIN	2478	2014-10	HOME Administration	Completed		02/24/15	\$176,601.85	\$176,601.85	02/26/2016
HM15ADMIN	2528	2015-9	HOME Admin (15/16)	Open		02/25/16	\$186,838.22	\$148,774.21	09/28/2016
HMADM	788	1999-12	HOME ADMINISTRATION 99/00	Completed		10/01/99	\$95,888.43	\$95,888.43	11/14/2000
HMFEED	790	1999-2	CONTRACT SVCS / MISC. FEES 99/00	Completed		10/01/99	\$12,653.19	\$12,653.19	11/14/2000
HMPFEED	298	1996-7	SUNTRUST LOAN SERVICING FEES	Completed	21H	10/01/96	\$4,187.78	\$4,187.78	10/21/1997
	392	1997-1	SUNTRUST LOAN SERVICING FEES	Completed	21H	10/01/97	\$8,810.79	\$8,810.79	11/25/1998
	501	1998-12	CONTRACT SVCS.- MISC.FEES FY98/99	Completed		10/01/98	\$5,795.93	\$5,795.93	11/13/1999
	1047	2000-45	HOME - PORTFOLIO ADMIN AND MISC FEES	Completed		01/17/01	\$5,383.67	\$5,383.67	11/02/2001
HOME ADMIN	16	1994-1	HOME - ADMINISTRATION	Completed		10/01/94	\$131,589.21	\$131,589.21	04/02/1997
N/A	238	1996-43	ERROR -CANC	Canceled	21A		\$0.00	\$0.00	
PM05-01	1990	2005-26	FORECLOSURE ACTIVITY - RALLS #6206	Open		09/21/06	\$61,035.25	\$60,869.92	02/26/2016
PM08-01	2098	2007-17	PM - BROWN - CASE #5397	Canceled	01	08/22/08	\$0.00	\$0.00	
TBHBA	355	1996-16	TBCDC - DIRECT ASSISTANCE LOANS	Completed	13	10/01/96	\$88,315.00	\$88,315.00	11/21/1997
	492	1997-9	TBCDC HOME BUYER ASSISTANCE	Completed	13	10/01/97	\$289,778.04	\$289,778.04	09/30/1998
TBHOOP	356	1996-17	TBCDC - HOMEOWNERSHIP OPPORTUNITY	Completed	14G	10/01/96	\$105,778.49	\$105,778.49	11/21/1997
	493	1997-9	TBCDC HOME OWNERSHIP OPPORTUNITIES	Completed	14A	10/01/97	\$35,219.68	\$35,219.68	09/30/1998
Total							\$152,825,865.62	\$150,447,996.11	

IDIS - PR09

U.S. Department of Housing and Urban Development
Office of Community Planning and Development
Integrated Disbursement and Information System
Program Income Details by Fiscal Year and Program
PINELLAS COUNTY,FL

Date: 12-08-16

Time: 12:59

Page: 1

Report for Program:

*Data Only Provided for Time Period Queried:10-01-2015 to 09-30-2016

Program Year	Program	Associated Grant Number	Fund Type	Estimated Income for Year	Transaction	Voucher #	Voucher Created	Voucher Type	IDIS Proj. ID	IDIS Actv. ID	Matrix Code	Receipted/Drawn Amount
2014	CDBG	B14UC120005	PI	85,000.00								
					DRAWS							
						5864908002	11-04-15	PY	10	2477	21A	1,144.62
						5864908004	11-04-15	PY	3	2359	03	4,578.50
											PI Receipts	
											PI Draws	5,723.12
											PI Balance	(5,723.12)
2014	CDBG										Total CDBG Receipts*:	
											Total CDBG Draws against Receipts*:	5,723.12
											Total CDBG Receipt Fund Balance*:	(5,723.12)
2014	HOME	M14DC120217	PI	600,000.00								
			PI		DRAWS							
						5900208004	02-25-16	PY	7	2472		206,085.09
			PA		DRAWS							
						5900208007	02-25-16	PY	10	2478		17,463.34
											Receipts	
											PI Draws	206,085.09
											PA Draws	17,463.34
											Balance	(223,548.43)

Program Year	Program	Associated Grant Number	Fund Type	Estimated Income for Year	Transaction	Voucher #	Voucher Created	Voucher Type	IDIS Proj. ID	IDIS Actv. ID	Matrix Code	Receipted/Drawn Amount
2014	HOME	M14DC120217										
Total Local Account Receipts												
Total Local Account Draws												223,548.43
Total Local Account Balance												(223,548.43)
2015	CDBG	B15UC120005	PI	0.00								
DRAWS												
						5892009005	02-01-16	PY	1	2500	03E	15,219.43
						5892009010	02-01-16	PY	9	2519	21A	3,804.86
						5900386002	02-25-16	PY	6	2485	14B	2,399.83
						5900386006	02-25-16	PY	9	2519	21A	599.96
						5909698003	03-25-16	PY	1	2516	03F	1,524.90
						5909698005	03-25-16	PY	9	2519	21A	381.23
						5917946003	04-20-16	PY	1	2518	03	2,065.89
						5917946004	04-20-16	PY	9	2519	21A	516.47
						5928233002	05-20-16	PY	1	2518	03	1,669.22
						5928233004	05-20-16	PY	9	2519	21A	417.31
						5937004003	06-21-16	PY	1	2518	03	1,668.37
						5937004005	06-21-16	PY	9	2519	21A	417.09
						5945706002	07-18-16	PY	6	2485	14B	3,366.34
						5945706006	07-18-16	PY	9	2519	21A	841.57
						5946892002	07-21-16	PY	6	2485	14B	2,856.94
						5946892004	07-21-16	PY	9	2519	21A	714.24
						5959425002	08-31-16	PY	6	2485	14B	175.00
						5967423001	09-26-16	PY	1	2518	03	1,252.95
						5967423003	09-26-16	PY	9	2519	21A	356.99
PI Receipts												
PI Draws												40,248.59
PI Balance												(40,248.59)

Program	Associated	Fund	Estimated		Voucher	Voucher	IDIS	IDIS	Matrix	Receipted/Drawn		
Year	Program	Grant Number	Type	Income for Year	Transaction	Voucher #	Created	Type	Proj. ID	Actv. ID	Code	Amount
2015	CDBG											
Total CDBG Receipts*:												
Total CDBG Draws against Receipts*:											40,248.59	
Total CDBG Receipt Fund Balance*:											(40,248.59)	
2015	HOME	M15DC120217	PI	0.00								
RECEIPTS												
						5176055-001	10-01-15					48,197.04
						5187051-001	02-25-16					229,730.30
						5194629-001	05-27-16					185,356.24
						5198169-001	07-08-16					285,479.30
						5204195-001	09-26-16					56,721.71
						5204909-001	09-30-16					201,420.36
			PI		DRAWS							
						5900208-005	02-25-16	PY	7	2472		43,377.34
						5900282-007	02-25-16	PY	7	2517		206,757.27
						5967507-003	09-26-16	PY	7	2491		257.29
						5967507-004	09-26-16	PY	8	2512		338.92
						5967507-007	09-26-16	PY	7	2517		479,025.01
			PA		DRAWS							
						5900208-009	02-25-16	PY	10	2478		4,819.70
						5900282-009	02-25-16	PY	9	2528		22,973.03
						5967507-009	09-26-16	PY	9	2528		47,936.03
Receipts											1,006,904.95	
PI Draws											729,755.83	
PA Draws											75,728.76	
Balance											201,420.36	
2015	HOME	M15DC120217	HP	0.00								
RECEIPTS												
						5204197-001	09-26-16					9,500.00
						5204907-001	09-30-16					30,000.00

Program Year	Associated Program	Grant Number	Fund Type	Estimated Income for Year	Transaction	Voucher #	Voucher Created	Voucher Type	IDIS Proj. ID	IDIS Actv. ID	Matrix Code	Receipted/Drawn Amount
			HP		DRAWS							
						5967507-006	09-26-16	PY	7	2517		9,500.00
											HP Receipts	39,500.00
											HP Draws	9,500.00
											HP Balance	30,000.00
2015	HOME	M15DC120217									Total Local Account Receipts	1,046,404.95
											Total Local Account Draws	814,984.59
											Total Local Account Balance	231,420.36

U.S. Department of Housing and Urban Development
Office of Community Planning and Development
Integrated Disbursement and Information System
CDBG Housing Activities
PINELLAS COUNTY, FL

PGM YEAR	PROJ ID	IDIS ACT ID	ACTIVITY NAME	STATUS	MTX CD	NTL OBJ	Total		CDBG DRAWN AMOUNT	OCCUPIED TOTAL	UNITS L/M	% L/M	CUMULATIVE	
							EST. AMT	% CDBG					OCCUPIED OWNER	UNITS RENTER
2013	3802	2485	Sandpebble Apartments	OPEN	14B	LMH	400,000.00	0.0	352,890.55	0	0	0.0	0	0
2013	3802	2541	Wind Tree Village - Housing Preservation	OPEN	14B	LMH	251,865.00	0.0	973.05	0	0	0.0	0	0
2013 TOTALS: BUDGETED/UNDERWAY							651,865.00	54.2	353,863.60	0	0	0.0	0	0
COMPLETED							0.00	0.0	0.00	0	0	0.0	0	0
							651,865.00	54.2	353,863.60	0	0	0.0	0	0
PGM YEAR	PROJ ID	IDIS ACT ID	ACTIVITY NAME	STATUS	MTX CD	NTL OBJ	Total		CDBG DRAWN AMOUNT	OCCUPIED TOTAL	UNITS L/M	% L/M	CUMULATIVE	
							EST. AMT	% CDBG					OCCUPIED OWNER	UNITS RENTER
2012	5261	2430	Homeowner Preservation Program Delivery	COM	14H	LMH	4,437.74	0.0	4,437.74	0	0	0.0	0	0
2012	5261	2440	Rental Housing Preservation Program Activity Delivery	COM	14H	LMH	12,745.64	0.0	12,745.64	0	0	0.0	0	0
2012	5261	2443	PCHF - 8631 Orchid Dr.	COM	14G	LMH	161,925.54	100.0	161,925.54	1	1	100.0	1	0
2012 TOTALS: BUDGETED/UNDERWAY							0.00	0.0	0.00	0	0	0.0	0	0
COMPLETED							179,108.92	100.0	179,108.92	1	1	100.0	1	0
							179,108.92	100.0	179,108.92	1	1	100.0	1	0
PGM YEAR	PROJ ID	IDIS ACT ID	ACTIVITY NAME	STATUS	MTX CD	NTL OBJ	Total		CDBG DRAWN AMOUNT	OCCUPIED TOTAL	UNITS L/M	% L/M	CUMULATIVE	
							EST. AMT	% CDBG					OCCUPIED OWNER	UNITS RENTER
2010	9976	2355	Homeowner Preservation Program	COM	14A	LMH	430,130.16	99.9	429,492.16	20	20	100.0	20	0
2010	9976	2358	Homeowner Preservation Program Delivery	COM	14H	LMH	17,404.42	0.0	17,404.42	0	0	0.0	0	0
2010 TOTALS: BUDGETED/UNDERWAY							0.00	0.0	0.00	0	0	0.0	0	0
COMPLETED							447,534.58	99.8	446,896.58	20	20	100.0	20	0

U.S. Department of Housing and Urban Development
Office of Community Planning and Development
Integrated Disbursement and Information System
CDBG Housing Activities
PINELLAS COUNTY, FL

							447,534.58	99.8	446,896.58	20	20	100.0	20	0
PGM YEAR	PROJ ID	IDIS ACT ID	ACTIVITY NAME	STATUS	MTX CD	NTL OBJ	Total EST. AMT	% CDBG	CDBG DRAWN AMOUNT	OCCUPIED TOTAL	UNITS L/M	% L/M	CUMULATIVE OCCUPIED OWNER	UNITS RENTER
2006	0015	2054	RPI - FRIEDEL - 6582	COM	14A	LMH	12,000.00	100.0	12,000.00	2	2	100.0	0	2
2006	0015	2055	RPI - LAU - 6611	COM	14A	LMH	20,003.00	45.0	9,000.00	1	1	100.0	0	1
2006	0015	2056	RPI - KARROT - 6620	COM	14B	LMH	8,186.51	49.6	4,064.51	2	2	100.0	0	2
2006 TOTALS: BUDGETED/UNDERWAY							0.00	0.0	0.00	0	0	0.0	0	0
COMPLETED							40,189.51	62.3	25,064.51	5	5	100.0	0	5
							40,189.51	62.3	25,064.51	5	5	100.0	0	5
PGM YEAR	PROJ ID	IDIS ACT ID	ACTIVITY NAME	STATUS	MTX CD	NTL OBJ	Total EST. AMT	% CDBG	CDBG DRAWN AMOUNT	OCCUPIED TOTAL	UNITS L/M	% L/M	CUMULATIVE OCCUPIED OWNER	UNITS RENTER
2005	0003	1927	GRA PAINT PROGRAM	COM	14A	LMH	4,644.81	100.0	4,644.81	15	9	60.0	15	0
2005	0023	1920	RPI - VALE - #6433	COM	14A	LMH	3,000.00	100.0	3,000.00	1	1	100.0	0	1
2005	0023	1924	RPI - FRIEDEL - #6453	COM	14B	LMH	8,800.00	100.0	8,800.00	2	2	100.0	0	2
2005	0023	1929	RPI - PADGITT - #6465	COM	14B	LMH	29,457.00	44.1	13,000.00	2	2	100.0	0	2
2005	0023	1941	RPI - FEDERAL HOMES - #6491	COM	14B	LMH	24,000.00	100.0	24,000.00	3	3	100.0	0	3
2005	0023	1942	RPI - FEDERAL HOMES - #6488	COM	14B	LMH	24,000.00	100.0	24,000.00	3	3	100.0	0	3
2005	0028	1982	HEP SUPPORTIVE HOUSING CONSTRUCTION	COM	12	LMH	500,000.00	20.0	100,000.00	8	8	100.0	0	8
2005	0035	2005	PINELLAS VILLAGE REHAB	COM	14B	LMH	57,826.02	100.0	57,826.02	300	288	96.0	0	300
2005	0035	2111	PINELLAS VILLAGE REHAB	COM	14B	LMH	25,000.00	100.0	25,000.00	300	288	96.0	0	300
2005 TOTALS: BUDGETED/UNDERWAY							0.00	0.0	0.00	0	0	0.0	0	0
COMPLETED							676,727.83	38.4	260,270.83	634	604	95.2	15	619
							676,727.83	38.4	260,270.83	634	604	95.2	15	619

U.S. Department of Housing and Urban Development
Office of Community Planning and Development
Integrated Disbursement and Information System
CDBG Housing Activities
PINELLAS COUNTY, FL

PGM YEAR	PROJ ID	IDIS ACT ID	ACTIVITY NAME	STATUS	MTX NTL		Total		CDBG DRAWN AMOUNT	OCCUPIED TOTAL	UNITS L/M	% L/M	CUMULATIVE		
					CD	OBJ	EST. AMT	% CDBG					OCCUPIED OWNER	UNITS RENTER	
2004	0005	1815	GRA PAINT PROGRAM	COM	14A	LMH	18,631.05	100.0	18,631.05	130	77	59.2	0	130	
2004	0025	1820	RPI - PKC PROP INVEST - #6284	COM	14A	LMH	6,250.00	100.0	6,250.00	1	1	100.0	0	1	
2004	0025	1822	RPI - STANG - #6283	COM	14B	LMH	18,000.00	100.0	18,000.00	2	2	100.0	0	2	
2004	0025	1829	RPI - QUATTLEBAUM - #6306	COM	14B	LMH	16,500.00	100.0	16,500.00	2	2	100.0	0	2	
2004	0025	1852	RPI - LANCIOTTI - #6345	COM	14B	LMH	13,113.00	100.0	13,113.00	3	3	100.0	0	3	
2004	0025	1861	RPI - LORRLIS - #6349	COM	14B	LMH	16,000.00	100.0	16,000.00	2	2	100.0	0	2	
2004	0025	1874	RPI - SAUER - #6360	COM	14B	LMH	52,327.00	48.7	25,500.00	3	3	100.0	0	3	
2004	0025	1877	RPI - GOMEZ - #6307	COM	14B	LMH	8,800.00	100.0	8,800.00	3	2	66.7	0	3	
2004	0025	1878	RPI - GOMEZ - #6308	COM	14B	LMH	11,200.00	100.0	11,200.00	2	2	100.0	0	2	
2004	0025	1885	RPI - CRAVEN - #6386	COM	14A	LMH	3,500.00	100.0	3,500.00	1	1	100.0	0	1	
2004	0025	1905	RPI - HEABERLIN - #6402	COM	14B	LMH	54,634.00	43.9	24,000.00	3	3	100.0	0	3	
2004	0025	1906	RPI - HEABERLIN - #6401	COM	14B	LMH	58,781.00	40.8	24,000.00	3	3	100.0	0	3	
2004 TOTALS: BUDGETED/UNDERWAY							0.00	0.0	0.00	0	0	0.0	0	0	
							COMPLETED	277,736.05	66.7	185,494.05	155	101	65.1	0	155
								277,736.05	66.7	185,494.05	155	101	65.1	0	155

PGM YEAR	PROJ ID	IDIS ACT ID	ACTIVITY NAME	STATUS	MTX NTL		Total		CDBG DRAWN AMOUNT	OCCUPIED TOTAL	UNITS L/M	% L/M	CUMULATIVE	
					CD	OBJ	EST. AMT	% CDBG					OCCUPIED OWNER	UNITS RENTER
2003	0026	1691	RPI QUATTLEBAUM #6174	COM	14B	LMH	15,000.00	100.0	15,000.00	2	2	100.0	0	2
2003	0026	1692	RPI NEWMAN #6049	COM	14B	LMH	3,850.00	100.0	3,850.00	3	3	100.0	0	3
2003	0026	1693	RPI NEWMAN E. #6048	COM	14B	LMH	4,650.00	100.0	4,650.00	3	3	100.0	0	3
2003	0026	1694	RPI FRANKS #6165	COM	14A	LMH	9,000.00	100.0	9,000.00	1	1	100.0	0	1
2003	0026	1714	RPI - SHONEFELT - 6201	COM	14B	LMH	22,000.00	100.0	22,000.00	4	3	75.0	0	4
2003	0026	1723	RPI - POLIN - 6204	COM	14A	LMH	3,200.00	100.0	3,200.00	1	1	100.0	0	1

U.S. Department of Housing and Urban Development
Office of Community Planning and Development
Integrated Disbursement and Information System
CDBG Housing Activities
PINELLAS COUNTY, FL

2003	0026	1763 RPI - SOMOGYI - #5869	COM	14B	LMH	55,911.00	100.0	55,911.00	26	22	84.6	0	26
2003	0026	1766 RPI - MCCABE - #6235	COM	14B	LMH	7,800.00	100.0	7,800.00	4	4	100.0	0	4
2003	0026	1770 RPI - CHIANG - #6253	COM	14B	LMH	23,000.00	100.0	23,000.00	3	3	100.0	0	3
2003	0026	1802 RPI - NUYTEN - #6272	COM	14A	LMH	6,800.00	100.0	6,800.00	1	1	100.0	0	1
2003	0026	1803 RPI - SHIU, HUA - #6263	COM	14B	LMH	27,500.00	100.0	27,500.00	3	3	100.0	0	3
2003	0027	1669 PAINT PROGRAMS	COM	14A	LMH	26,035.07	100.0	26,035.07	30	18	60.0	0	30
2003	0028	1662 GRA HOUSE NUMBER	COM	14A	LMH	26,988.94	100.0	26,988.94	376	225	59.8	217	159
2003 TOTALS: BUDGETED/UNDERWAY						0.00	0.0	0.00	0	0	0.0	0	0
COMPLETED						231,735.01	100.0	231,735.01	457	289	63.2	217	240
						231,735.01	100.0	231,735.01	457	289	63.2	217	240

PGM YEAR	PROJ ID	IDIS ACT ID	ACTIVITY NAME	STATUS	MTX CD	NTL OBJ	Total EST. AMT	% CDBG	DRAWN	CDBG AMOUNT	OCCUPIED TOTAL	UNITS L/M	% L/M	CUMULATIVE	
														OCCUPIED OWNER	UNITS RENTER
2002	0001	1595	RPI - HABER - #5994	COM	14B	LMH	45,500.00	100.0		45,500.00	7	7	100.0	0	7
2002	0001	1596	RPI - CURLEY - #6011	COM	14B	LMH	9,000.00	100.0		9,000.00	1	1	100.0	0	1
2002	0002	1586	ILP - ROVAZZI - 5967	COM	14A	LMH	2,750.00	100.0		2,750.00	1	1	100.0	0	1
2002	0004	1442	CD02RPI - LEAMAN - HOUSING PRESERVATION	COM	14A	LMH	4,400.00	100.0		4,400.00	1	1	100.0	0	1
2002	0004	1458	CD02RPI - VAUGHAN - HOUSING PRESERVATION	COM	14B	LMH	8,400.00	100.0		8,400.00	4	3	75.0	0	4
2002	0004	1459	CD02RPI - MCCABE - HOUSING PRESERVATION	COM	14B	LMH	6,200.00	100.0		6,200.00	4	4	100.0	0	4
2002	0004	1471	CD02RPI - GANTT - HOUSING PRESERVATION	COM	14B	LMH	4,000.00	100.0		4,000.00	2	2	100.0	0	2
2002	0004	1472	CD02RPI - BRAZEN - HOUSING PRESERVATION	COM	14B	LMH	9,500.00	100.0		9,500.00	2	2	100.0	0	2
2002	0004	1479	CD02RPI - PAVENT - HOUSING PRESERVATION	COM	14B	LMH	15,213.30	100.0		15,213.30	2	2	100.0	0	2
2002	0004	1502	CD02RPI - BRAZEN - HOUSING PRESERVATION	COM	12	LMH	11,000.00	100.0		11,000.00	2	2	100.0	0	2
2002	0004	1503	CD02RPI - DIXON - HOUSING PRESERVATION	COM	12	LMH	18,000.00	100.0		18,000.00	2	2	100.0	0	2
2002	0004	1504	CD02RPI - NUYTEN - HOUSING PRESERVATION	COM	12	LMH	4,600.00	100.0		4,600.00	1	1	100.0	0	1
2002	0004	1505	CD02RPI - NUYTEN - HOUSING PRESERVATION	COM	12	LMH	4,600.00	100.0		4,600.00	1	1	100.0	0	1
2002	0004	1533	CD02RPI - GALLOWAY -HOUSING PRESERVATION	COM	12	LMH	20,000.00	100.0		20,000.00	4	4	100.0	0	4

U.S. Department of Housing and Urban Development
Office of Community Planning and Development
Integrated Disbursement and Information System
CDBG Housing Activities
PINELLAS COUNTY, FL

2002	0004	1547	CD02RPI - NUYTEN - HOUSING PRESERVATION	COM	14A	LMH	5,900.00	100.0	5,900.00	1	1	100.0	0	1
2002	0004	1548	CD02RPI - NUYTEN - HOUSING PRESERVATION	COM	14A	LMH	4,400.00	100.0	4,400.00	1	1	100.0	0	1
2002	0004	1549	CD02RPI - NUYTEN - HOUSING PRESERVATION	COM	14A	LMH	6,000.00	100.0	6,000.00	1	1	100.0	0	1
2002	0004	1550	CD02RPI - DIXON - HOUSING PRESERVATION	COM	14B	LMH	18,000.00	100.0	18,000.00	2	2	100.0	0	2
2002	0004	1551	CD02RPI - PETERSON- HOUSING PRESERVATION	COM	14B	LMH	18,000.00	100.0	18,000.00	2	2	100.0	0	2
2002	0004	1552	CD02RPI - PETERSON- HOUSING PRESERVATION	COM	14B	LMH	18,000.00	100.0	18,000.00	2	2	100.0	0	2
2002	0004	1553	CD02RPI - HAZLITT - HOUSING PRESERVATION	COM	14B	LMH	24,500.00	100.0	24,500.00	3	3	100.0	0	3
2002	0004	1564	CD02RPI - BRAZEN - HOUSING PRESERVATION	COM	12	LMH	8,950.00	100.0	8,950.00	2	2	100.0	0	2
2002	0004	1565	CD02RPI - NUYTEN - HOUSING PRESERVATION	COM	12	LMH	9,000.00	100.0	9,000.00	1	1	100.0	0	1
2002	0004	1566	CD02RPI - PALMA - HOUSING PRESERVATION	COM	12	LMH	6,900.00	100.0	6,900.00	1	1	100.0	0	1
2002 TOTALS: BUDGETED/UNDERWAY							0.00	0.0	0.00	0	0	0.0	0	0
COMPLETED							282,813.30	100.0	282,813.30	50	49	98.0	0	50
							282,813.30	100.0	282,813.30	50	49	98.0	0	50

PGM YEAR	PROJ ID	IDIS ACT ID	ACTIVITY NAME	STATUS	MTX CD	NTL OBJ	Total		CDBG DRAWN AMOUNT	OCCUPIED TOTAL	UNITS L/M	CUMULATIVE		
							EST. AMT	% CDBG				% L/M	OCCUPIED OWNER	UNITS RENTER
2001	0058	1237	CD01RPI - GRANESE - HOUSING PRESERVATION	COM	14B	LMH	5,500.00	100.0	5,500.00	1	1	100.0	0	1
2001	0058	1259	CD01RPI - GARCO - HOUSING PRESERVATION	COM	14B	LMH	9,000.00	100.0	9,000.00	1	1	100.0	0	1
2001	0058	1260	CD01RPI - GARCO - HOUSING PRESERVATION	COM	14B	LMH	9,000.00	100.0	9,000.00	1	1	100.0	0	1
2001	0058	1261	CD01RPI - CHIANG - HOUSING PRESERVATION	COM	14B	LMH	9,000.00	100.0	9,000.00	1	1	100.0	0	1
2001	0058	1291	CD01RPI - DIXON - HOUSING PRESERVATION	COM	14B	LMH	26,000.00	100.0	26,000.00	3	3	100.0	0	3
2001	0058	1350	CD01RPI - BILLIAS - HOUSING PRESERVATION	COM	14B	LMH	16,500.00	100.0	16,500.00	8	7	87.5	0	8
2001	0058	1353	CD01RPI - DAY - HOUSING PRESERVATION	COM	14B	LMH	9,000.00	100.0	9,000.00	1	1	100.0	0	1
2001	0058	1369	CD01RPI - SHOOTING STAR - HOUSING PRES	COM	14B	LMH	41,000.00	100.0	41,000.00	10	9	90.0	0	10
2001	0058	1370	CD01RPI - POMPEO - HOUSING PRESERVATION	COM	14A	LMH	9,000.00	100.0	9,000.00	1	1	100.0	0	1
2001	0058	1403	CD01RPI - REEDER - HOUSING PRESERVATION	COM	14B	LMH	4,500.00	100.0	4,500.00	2	2	100.0	0	2
2001	0058	1407	CD01RPI - ENRIGHT - HOUSING PRESERVATION	COM	14B	LMH	18,000.00	100.0	18,000.00	2	1	50.0	0	2

U.S. Department of Housing and Urban Development
Office of Community Planning and Development
Integrated Disbursement and Information System
CDBG Housing Activities
PINELLAS COUNTY, FL

2001	0058	1408	CD01RPI - NORLANDER - HOUSING PRESERVATI	COM	14B	LMH	5,300.00	100.0	5,300.00	2	2	100.0	0	2
2001	0058	1409	CD01RPI - SOMOGYI - HOUSING PRESERVATION	COM	14B	LMH	32,000.00	100.0	32,000.00	26	22	84.6	0	26
2001	0058	1410	CD01RPI - MCCABE - HOUSING PRESERVATION	COM	14B	LMH	8,800.00	0.0	8,800.00	0	0	0.0	0	0
2001	0058	1411	CD01RPI - NELSON - HOUSING PRESERVATION	COM	14B	LMH	15,000.00	100.0	15,000.00	4	4	100.0	0	4
2001	0058	1412	CD01RPI - ENRIGHT - HOUSING PRESERVATION	COM	14A	LMH	6,500.00	100.0	6,500.00	1	1	100.0	0	1
2001	0081	1219	ILP CASIL - CARING AND SHARING	COM	14H	LMH	10,441.55	100.0	10,441.55	4	4	100.0	0	4
2001	0081	1381	ILP CASIL - FITIPALDI - #5823	COM	14A	LMH	2,550.00	100.0	2,550.00	1	1	100.0	0	1
2001	0081	1398	ILP CASIL - ZEBRICK - #5836	COM	14A	LMH	2,700.00	100.0	2,700.00	1	1	100.0	0	1
2001	0081	1404	ILPCASIL - GAMACHE - #5865	COM	14A	LMH	2,550.85	100.0	2,550.85	1	1	100.0	0	1
2001 TOTALS: BUDGETED/UNDERWAY							0.00	0.0	0.00	0	0	0.0	0	0
COMPLETED							242,342.40	100.0	242,342.40	71	64	90.1	0	71
							242,342.40	100.0	242,342.40	71	64	90.1	0	71

PGM YEAR	PROJ ID	IDIS ACT ID	ACTIVITY NAME	STATUS	MTX CD	NTL OBJ	Total		CDBG DRAWN AMOUNT	OCCUPIED TOTAL	UNITS L/M	% L/M	CUMULATIVE	
							EST.	% CDBG					OCCUPIED OWNER	UNITS RENTER
2000	0046	1012	RIDGECREST PAINT PROGRAM	COM	14A	LMH SP	10,399.28	100.0	10,399.28	49	49	100.0	0	49
2000	0054	1094	RPI - SPENCER - #5359	COM	14B	LMH	27,000.00	100.0	27,000.00	3	3	100.0	0	3
2000	0054	1095	RPI - BRAND - #5391	COM	14B	LMH	6,600.00	100.0	6,600.00	2	2	100.0	0	2
2000	0054	1099	RPI - TENDEIRO - #5413	COM	14B	LMH	10,600.00	100.0	10,600.00	3	3	100.0	0	3
2000	0054	1100	RPI - WINDON - #5482	COM	14B	LMH	5,850.00	100.0	5,850.00	2	2	100.0	0	2
2000	0054	1117	RPI - AFFORDABLE HSG, INC - #5340	COM	14B	LMH	62,740.33	100.0	62,740.33	8	6	75.0	0	8
2000	0054	1118	RPI - WINE - #5475	COM	14B	LMH	9,000.00	100.0	9,000.00	1	1	100.0	0	1
2000	0054	1122	RPI - WALLACE - #5357	COM	14B	LMH	56,000.00	100.0	56,000.00	7	7	100.0	0	7
2000	0054	1123	RPI - CRAVEN - #5250	COM	14B	LMH	8,500.00	100.0	8,500.00	2	2	100.0	0	2
2000	0054	1182	RPI - CHEATTLE - #5573	COM	14A	LMH	4,600.00	100.0	4,600.00	1	1	100.0	0	1
2000	0054	1203	RPI - ROBERTSON, TRE - #5642	COM	14B	LMH	4,921.16	100.0	4,921.16	2	2	100.0	0	2
2000	0054	1204	RPI - TOTH - #5570	COM	14B	LMH	9,287.15	100.0	9,287.15	3	3	100.0	0	3

U.S. Department of Housing and Urban Development
Office of Community Planning and Development
Integrated Disbursement and Information System
CDBG Housing Activities
PINELLAS COUNTY, FL

2000	0054	1205 RPI - GLISSON - #5569	COM	14B	LMH	6,200.00	100.0	6,200.00	3	3	100.0	0	3
2000	0054	1276 RPI - DIXON - #5624	COM	14B	LMH	18,000.00	100.0	18,000.00	2	2	100.0	0	2
2000	0054	1313 RPI - RATLIFF - #5747	COM	14B	LMH	17,000.00	100.0	17,000.00	2	2	100.0	0	2
2000 TOTALS: BUDGETED/UNDERWAY						0.00	0.0	0.00	0	0	0.0	0	0
COMPLETED						256,697.92	100.0	256,697.92	90	88	97.7	0	90
						256,697.92	100.0	256,697.92	90	88	97.7	0	90

PGM YEAR	PROJ ID	IDIS ACT ID	ACTIVITY NAME	STATUS	MTX CD	NTL OBJ	Total		CDBG DRAWN	AMOUNT	OCCUPIED TOTAL	UNITS L/M	% L/M	CUMULATIVE	
							EST.	% CDBG						OCCUPIED OWNER	UNITS RENTER
1999	0001	744	RPI - LEPORE - #5051	COM	14A	LMH	8,000.00	100.0	8,000.00		1	1	100.0	0	1
1999	0001	749	ILP - MEYERS - #5117	COM	14A	LMH	2,750.00	100.0	2,750.00		1	1	100.0	0	1
1999	0001	754	RPI - WITHERINGTON STEVENS - #4378	COM	14B	LMH	23,000.00	100.0	23,000.00		4	3	75.0	0	4
1999	0001	755	RPI - BRITNER - #5119	COM	14A	LMH	7,000.00	100.0	7,000.00		1	1	100.0	0	1
1999	0001	756	RPI - SAROFF - #5118	COM	14A	LMH	5,500.00	100.0	5,500.00		1	1	100.0	0	1
1999	0001	758	ILP - ST.PIERRE - #5163	COM	14A	LMH	722.64	100.0	722.64		1	1	100.0	0	1
1999	0001	761	RPI - ENWRIGHT - #5160	COM	14B	LMH	10,800.00	100.0	10,800.00		2	2	100.0	0	2
1999	0001	762	ILP - RODGERS - #5167	COM	14A	LMH	722.64	100.0	722.64		1	1	100.0	0	1
1999	0001	764	ILP - ORR - #5177	COM	14A	LMH	725.00	100.0	725.00		1	1	100.0	0	1
1999	0001	765	ILP - ALEXANDER - #5178	COM	14A	LMH	875.00	100.0	875.00		1	1	100.0	0	1
1999	0001	791	ILP - AKERS - #5185	COM	14A	LMH	1,980.00	100.0	1,980.00		1	1	100.0	0	1
1999	0001	792	ILP - BURMBELOW - #5186	COM	14A	LMH	1,881.00	100.0	1,881.00		1	1	100.0	0	1
1999	0001	793	ILP - WILSON - #5184	COM	14A	LMH	2,062.50	100.0	2,062.50		1	1	100.0	0	1
1999	0001	796	ILP - KOWALSKI - #5193	COM	14A	LMH	2,744.50	100.0	2,744.50		1	1	100.0	0	1
1999	0001	797	ILP - CIPOTH - #5200	COM	14A	LMH	1,425.00	100.0	1,425.00		1	1	100.0	0	1
1999	0001	798	ILP - DICKEY - #5199	COM	14A	LMH	900.00	100.0	900.00		1	1	100.0	0	1
1999	0001	803	ILP - ZUKERMAN - #5213	COM	14A	LMH	2,744.50	100.0	2,744.50		1	1	100.0	0	1
1999	0001	813	ILP - HALSTED - #5238	COM	14A	LMH	2,392.50	100.0	2,392.50		1	1	100.0	0	1

IDIS - PR10

U.S. Department of Housing and Urban Development
Office of Community Planning and Development
Integrated Disbursement and Information System
CDBG Housing Activities
PINELLAS COUNTY, FL

DATE: 12-08-16
TIME: 13:00
PAGE: 8

1999	0001	834 ILP - JOHNSON - #5248	COM	14A	LMH	2,750.00	100.0	2,750.00	1	1	100.0	0	1
1999	0001	841 ILP - EBERTS - #5251	COM	14A	LMH	475.00	100.0	475.00	1	1	100.0	0	1
1999	0001	842 ILP - JACOBS - #5247	COM	14A	LMH	700.00	100.0	700.00	1	1	100.0	0	1
1999	0001	845 ILP - METTBERG - #5261	COM	14A	LMH	672.95	100.0	672.95	1	1	100.0	0	1
1999	0001	846 ILP - DYE - #5262	COM	14A	LMH	672.95	100.0	672.95	1	1	100.0	0	1
1999	0001	847 ILP - SPRINKLE - #5263	COM	14A	LMH	672.95	100.0	672.95	1	1	100.0	0	1
1999	0001	854 ILP - TWIBLE - #5269	COM	14A	LMH	672.95	100.0	672.95	1	1	100.0	0	1
1999	0001	855 LIL - JENSEN - 5215	COM	14A	LMH	3,899.10	100.0	3,899.10	1	1	100.0	0	1
1999	0001	856 RPI - LOWE - #5237	COM	14A	LMH	1,750.00	100.0	1,750.00	1	1	100.0	0	1
1999	0001	862 ILP - COWENS - #5287	COM	14A	LMH	672.95	100.0	672.95	1	1	100.0	0	1
1999	0001	863 ILP - COLLIER - #5289	COM	14A	LMH	672.95	100.0	672.95	1	1	100.0	0	1
1999	0001	865 RPI - WINDON - #5296	COM	14B	LMH	4,450.00	100.0	4,450.00	2	2	100.0	0	2
1999	0001	866 RPI - HESS - #4981	COM	14B	LMH	35,000.00	100.0	35,000.00	20	15	75.0	0	20
1999	0001	867 RPI - RELOCATION EXEC, INC - #5268	COM	14B	LMH	18,000.00	100.0	18,000.00	1	1	100.0	0	1
1999	0001	868 ILP - MCZELL - #5275	COM	14A	LMH	2,084.50	100.0	2,084.50	1	1	100.0	0	1
1999	0001	878 ILP - HUDSON - #5302	COM	14A	LMH	1,525.00	100.0	1,525.00	1	1	100.0	0	1
1999	0001	879 RPI - EVANS - #5255	COM	14B	LMH	7,000.00	0.0	7,000.00	0	0	0.0	0	0
1999	0001	880 ILP - BROWNING - #5311	COM	14A	LMH	1,600.00	100.0	1,600.00	1	1	100.0	0	1
1999	0001	910 RPI - HOLSTEIN - #5310	COM	14B	LMH	2,000.00	100.0	2,000.00	2	2	100.0	0	2
1999	0001	911 ILP - BRYSON - #5320	COM	14A	LMH	750.00	100.0	750.00	1	1	100.0	0	1
1999	0001	912 ILP - DOWNIE - #5315	COM	14A	LMH	2,420.00	100.0	2,420.00	1	1	100.0	0	1
1999	0001	913 ILP - WEBB - #5316	COM	14A	LMH	1,035.00	100.0	1,035.00	1	1	100.0	0	1
1999	0001	914 ILP - MAGYAR - #5329	COM	14A	LMH	2,750.00	100.0	2,750.00	1	1	100.0	0	1
1999	0001	915 ILP - ROBERTSON - 5322	COM	14A	LMH	672.95	100.0	672.95	1	1	100.0	0	1
1999	0001	922 SINGLE FAMILY HOUSING DELIVERY COSTS	COM	14A	LMH	50,868.05	100.0	50,868.05	42	22	52.4	0	42
1999	0001	925 ILP - DYKE - #5327	COM	14A	LMH	777.50	100.0	777.50	1	1	100.0	0	1
1999	0001	926 LIL - REYES - #5297	COM	14A	LMH	3,891.10	100.0	3,891.10	1	1	100.0	0	1
1999	0001	927 LIL - CLARK - #5298	COM	14A	LMH	3,891.10	100.0	3,891.10	1	1	100.0	0	1
1999	0001	928 LIL - GREEN - #5299	COM	14A	LMH	3,891.10	100.0	3,891.10	1	1	100.0	0	1

U.S. Department of Housing and Urban Development
Office of Community Planning and Development
Integrated Disbursement and Information System
CDBG Housing Activities
PINELLAS COUNTY, FL

1999	0001	929 LIL - MATTHEWS - #5277	COM	14A	LMH	3,895.60	100.0	3,895.60	1	1	100.0	0	1
1999	0001	930 LIL - MILLER - #5300	COM	14A	LMH	3,891.10	100.0	3,891.10	1	1	100.0	0	1
1999	0001	931 ILP - BURBANK - #5350	COM	14A	LMH	2,750.00	100.0	2,750.00	1	1	100.0	0	1
1999	0001	932 ILP - HEATHER - #5348	COM	14A	LMH	672.95	100.0	672.95	1	1	100.0	0	1
1999	0001	933 ILP - JONES - #5349	COM	14A	LMH	2,704.90	100.0	2,704.90	1	1	100.0	0	1
1999	0001	934 LIL - GASCA - #5335	COM	14A	LMH	13,343.75	100.0	13,343.75	1	1	100.0	0	1
1999	0001	935 ILP - KOMINSKI - #5358	COM	14A	LMH	642.92	100.0	642.92	1	1	100.0	0	1
1999	0001	942 ILP - FORD - #5372	COM	14A	LMH	2,695.10	100.0	2,695.10	1	1	100.0	0	1
1999	0001	943 ILP - MILLER - #5369	COM	14A	LMH	2,748.90	100.0	2,748.90	1	1	100.0	0	1
1999	0001	944 ILP - STEIN - #5371	COM	14A	LMH	642.92	100.0	642.92	1	1	100.0	0	1
1999	0001	945 LIL - CLINTON - #5361	COM	14A	LMH	3,850.00	100.0	3,850.00	1	1	100.0	0	1
1999	0001	947 RPI - SAPOURN - #5214	COM	14B	LMH	8,400.00	100.0	8,400.00	2	2	100.0	0	2
1999	0001	983 RPI - COPPOLA - #5334	COM	14A	LMH	2,757.30	100.0	2,757.30	1	1	100.0	0	1
1999	0001	984 LIL - DAYS - #5336	COM	14A	LMH	25,014.95	100.0	25,014.95	1	1	100.0	0	1
1999	0001	985 RPI - ENRIGHT - #5201	COM	14B	LMH	11,500.00	100.0	11,500.00	3	3	100.0	0	3
1999	0001	1027 ILP - ALLISON - #5424	COM	14A	LMH	925.00	100.0	925.00	1	1	100.0	0	1
1999	0001	1028 ILP - CONNORS - #5416	COM	14A	LMH	2,750.00	100.0	2,750.00	1	1	100.0	0	1
1999	0001	1029 ILP - SHEARER - #5425	COM	14A	LMH	925.00	100.0	925.00	1	1	100.0	0	1
1999	0001	1030 ILP - TUDOR - #5423	COM	14A	LMH	925.00	100.0	925.00	1	1	100.0	0	1
1999	0001	1031 ILP - TORRES - 5437	COM	14A	LMH	925.00	100.0	925.00	1	1	100.0	0	1
1999	0001	1032 ILP - VOK - 5446	COM	14A	LMH	925.00	100.0	925.00	1	1	100.0	0	1
1999	0001	1033 LIL - BOGLAR - 5347	COM	14A	LMH	35,303.14	100.0	35,303.14	1	1	100.0	0	1
1999	0001	1038 ILP - BATTLES - #5439	COM	14A	LMH	1,732.50	100.0	1,732.50	1	1	100.0	0	1
1999	0001	1039 ILP - CLARK - #5441	COM	14A	LMH	925.00	100.0	925.00	1	1	100.0	0	1
1999	0001	1040 ILP - CRENSHAW - #5442	COM	14A	LMH	925.00	100.0	925.00	1	1	100.0	0	1
1999	0001	1041 ILP - DAVIS - #5438	COM	14A	LMH	1,732.50	100.0	1,732.50	1	1	100.0	0	1
1999	0001	1042 ILP - MUDRICK - #5443	COM	14A	LMH	925.00	100.0	925.00	1	1	100.0	0	1
1999	0001	1043 ILP - RITCH - #5444	COM	14A	LMH	925.00	100.0	925.00	1	1	100.0	0	1
1999	0001	1044 ILP - SCOON - #5440	COM	14A	LMH	925.00	100.0	925.00	1	1	100.0	0	1

1999	0001	1045 ILP - SHEARER - #5445	COM	14A	LMH	925.00	100.0	925.00	1	1	100.0	0	1
1999	0001	1048 LIL - BROWN - #5397	COM	14A	LMH	23,745.75	100.0	23,745.75	1	1	100.0	0	1
1999	0001	1049 RPI - DAY - #5054	COM	14A	LMH	9,000.00	100.0	9,000.00	1	1	100.0	0	1
1999	0001	1050 LIL - FERNANDEZ - #5366	COM	14A	LMH	25,251.95	100.0	25,251.95	1	1	100.0	0	1
1999	0001	1051 LIL - MONTI - #5376	COM	14A	LMH	29,965.80	100.0	29,965.80	1	1	100.0	0	1
1999	0001	1052 LIL - MOODY - #5346	COM	14A	LMH	28,094.61	100.0	28,094.61	1	1	100.0	0	1
1999	0001	1053 LIL - RIVERA - #5367	COM	14A	LMH	32,685.27	100.0	32,685.27	1	1	100.0	0	1
1999	0001	1054 RPI - STANG - #5331	COM	14B	LMH	24,000.00	100.0	24,000.00	3	3	100.0	0	3
1999	0001	1119 RPI - CHIANG - #5283	COM	14B	LMH	16,000.00	100.0	16,000.00	3	3	100.0	0	3
1999	0001	1120 RPI - E&H, LC - #5383	COM	14B	LMH	17,800.00	100.0	17,800.00	2	2	100.0	0	2
1999	0001	1121 RPI - E&H, LC - #5384	COM	14B	LMH	14,500.00	100.0	14,500.00	2	1	50.0	0	2
1999	0001	1346 RPI - WALLACE - #5357	COM	14B	LMH	56,000.00	100.0	56,000.00	7	6	85.7	0	7
1999	0001	1347 RPI - AFFORDABLE HOUSING - #5340	COM	14B	LMH	63,473.00	100.0	63,473.00	8	3	37.5	0	8
1999	0002	1070 MANGO COURT	COM	14H	LMA	1,800.00	0.0	1,800.00	0	0	0.0	0	0
1999 TOTALS: BUDGETED/UNDERWAY						0.00	0.0	0.00	0	0	0.0	0	0
COMPLETED						711,963.29	100.0	711,963.29	176	143	81.2	0	176
						711,963.29	100.0	711,963.29	176	143	81.2	0	176

PGM YEAR	PROJ ID	IDIS ACT ID	ACTIVITY NAME	STATUS	MTX CD	NTL OBJ	Total		CDBG DRAWN AMOUNT	OCCUPIED TOTAL	UNITS L/M	% L/M	CUMULATIVE	
							EST.	%					OCCUPIED OWNER	UNITS RENTER
1998	0011	503	RPI - REEDER - #4265	COM	14B	LMH	2,350.00	100.0	2,350.00	2	2	100.0	0	2
1998	0011	505	RPI - DIXON - #4160	COM	14B	LMH	27,000.00	100.0	27,000.00	3	3	100.0	0	3
1998	0011	506	ILP - GREENLAW - #4306	COM	14A	LMH	722.64	100.0	722.64	1	1	100.0	0	1
1998	0011	507	ILP - JENKINS - #4305	COM	14A	LMH	700.64	100.0	700.64	1	1	100.0	0	1
1998	0011	509	ILP - MOKMA - #4320	COM	14A	LMH	319.00	100.0	319.00	1	1	100.0	0	1
1998	0011	521	RPI - CAREW - #4147	COM	14A	LMH	4,050.00	100.0	4,050.00	1	1	100.0	0	1
1998	0011	522	RPI - EDMISTEN - #4104	COM	14B	LMH	6,600.00	100.0	6,600.00	2	2	100.0	0	2

IDIS - PR10

U.S. Department of Housing and Urban Development
Office of Community Planning and Development
Integrated Disbursement and Information System
CDBG Housing Activities
PINELLAS COUNTY, FL

DATE: 12-08-16
TIME: 13:00
PAGE: 11

1998	0011	523 RPI - VERDUGO - #4221	COM	14B	LMH	5,150.00	100.0	5,150.00	2	2	100.0	0	2
1998	0011	524 RPI - VERDUGO - #4222	COM	14B	LMH	4,350.00	100.0	4,350.00	2	2	100.0	0	2
1998	0011	525 ILP - MEUNIER - #4328	COM	14A	LMH	2,750.00	100.0	2,750.00	1	1	100.0	0	1
1998	0011	540 ILP - FETTIS - #4346	COM	14A	LMH	2,750.00	100.0	2,750.00	1	1	100.0	0	1
1998	0011	541 ILP - JONES - #4345	COM	14A	LMH	2,750.00	100.0	2,750.00	1	1	100.0	0	1
1998	0011	542 ILP - QUINT - #4343	COM	14A	LMH	2,750.00	100.0	2,750.00	1	1	100.0	0	1
1998	0011	549 ILP - FOLSOM - #4348	COM	14A	LMH	2,750.00	100.0	2,750.00	1	1	100.0	0	1
1998	0011	551 ILP - WECKERLY - #4349	COM	14A	LMH	2,750.00	100.0	2,750.00	1	1	100.0	0	1
1998	0011	552 ILP - RUSSELL - #4351	COM	14A	LMH	2,750.00	100.0	2,750.00	1	1	100.0	0	1
1998	0011	557 ILP - GUSTAFSON - #4369	COM	14A	LMH	715.00	100.0	715.00	1	1	100.0	0	1
1998	0011	558 ILP - MARQUEZ - #4373	COM	14A	LMH	908.54	100.0	908.54	1	1	100.0	0	1
1998	0011	559 ILP - PERRY - #4372	COM	14A	LMH	908.54	100.0	908.54	1	1	100.0	0	1
1998	0011	560 ILP - TAYLOR - #4371	COM	14A	LMH	908.54	100.0	908.54	1	1	100.0	0	1
1998	0011	561 LIL - BORKOWSKI - #1406	COM	14A	LMH	3,333.50	100.0	3,333.50	1	1	100.0	0	1
1998	0011	562 ILP - ALEXANDER - #4382	COM	14A	LMH	908.54	100.0	908.54	1	1	100.0	0	1
1998	0011	563 ILP - MCKINNEY - #4384	COM	14A	LMH	132.00	100.0	132.00	1	1	100.0	0	1
1998	0011	564 ILP - MOUNTS - #4380	COM	14A	LMH	722.64	100.0	722.64	1	1	100.0	0	1
1998	0011	565 ILP - RYDER - #4381	COM	14A	LMH	2,475.00	100.0	2,475.00	1	1	100.0	0	1
1998	0011	567 LIL - NOTRO - #1724	COM	14A	LMH	13,723.95	100.0	13,723.95	1	1	100.0	0	1
1998	0011	571 ILP - SMITH - #4387	COM	14A	LMH	95.70	100.0	95.70	1	1	100.0	0	1
1998	0011	574 LIL - BELLAN - #4239	COM	14A	LMH	14,230.70	100.0	14,230.70	1	1	100.0	0	1
1998	0011	575 RPI - BRASTED - #4243	COM	14A	LMH	4,346.48	100.0	4,346.48	1	1	100.0	0	1
1998	0011	576 RPI - GRAHAM - #4060	COM	14B	LMH	2,770.00	100.0	2,770.00	2	2	100.0	0	2
1998	0011	577 LIL - HIBDON-SWEETLAND - #4262	COM	14A	LMH	22,260.55	100.0	22,260.55	1	1	100.0	0	1
1998	0011	578 RPI - LUMSDEN - #3089	COM	14B	LMH	10,100.00	100.0	10,100.00	2	2	100.0	0	2
1998	0011	579 RPI - SAPOURN - #4148	COM	14B	LMH	21,891.32	100.0	21,891.32	3	3	100.0	0	3
1998	0011	580 RPI - WANG - #4134	COM	14B	LMH	44,400.00	100.0	44,400.00	10	9	90.0	0	10
1998	0011	585 LIL - TARGAKIS - #1872	COM	14A	LMH	2,916.50	100.0	2,916.50	1	1	100.0	0	1
1998	0011	589 ILP - RICHARDSON - #4393	COM	14A	LMH	2,750.00	100.0	2,750.00	1	1	100.0	0	1

IDIS - PR10

U.S. Department of Housing and Urban Development
Office of Community Planning and Development
Integrated Disbursement and Information System
CDBG Housing Activities
PINELLAS COUNTY, FL

DATE: 12-08-16
TIME: 13:00
PAGE: 12

1998	0011	604 RPI - DLUHY - #4283	COM	14A	LMH	4,700.00	100.0	4,700.00	1	1	100.0	0	1
1998	0011	605 RPI - DUFEK - #4244	COM	14A	LMH	9,000.00	100.0	9,000.00	1	1	100.0	0	1
1998	0011	606 RPI - YOUNG - #4259	COM	14B	LMH	4,800.00	100.0	4,800.00	2	2	100.0	0	2
1998	0011	607 RPI - YOUNG - #4260	COM	14B	LMH	3,650.00	100.0	3,650.00	2	2	100.0	0	2
1998	0011	608 ILP - SOUTHERNLAND - #4928	COM	14A	LMH	635.74	100.0	635.74	1	1	100.0	0	1
1998	0011	609 ILP - ALDER - #4929	COM	14A	LMH	908.54	100.0	908.54	1	1	100.0	0	1
1998	0011	610 ILP - OLIVEROS - #4930	COM	14A	LMH	908.54	100.0	908.54	1	1	100.0	0	1
1998	0011	612 ILP - DUNSFORD - #4921	COM	14A	LMH	2,750.00	100.0	2,750.00	1	1	100.0	0	1
1998	0011	613 ILP - DYKMAN - #4923	COM	14A	LMH	908.54	100.0	908.54	1	1	100.0	0	1
1998	0011	614 ILP - PYLES - #4925	COM	14A	LMH	191.40	100.0	191.40	1	1	100.0	0	1
1998	0011	621 LIL - BEAL - #4919	COM	14A	LMH	34,720.45	100.0	34,720.45	1	1	100.0	0	1
1998	0011	622 ILP - DIEHL - #4947	COM	14A	LMH	1,100.93	100.0	1,100.93	1	1	100.0	0	1
1998	0011	623 ILP - KAISER - #4946	COM	14A	LMH	2,684.00	100.0	2,684.00	1	1	100.0	0	1
1998	0011	627 LIL - BURKE - #4938	COM	14A	LMH	7,500.00	100.0	7,500.00	1	1	100.0	0	1
1998	0011	632 ILP - CANTON - #4964	COM	14A	LMH	722.64	100.0	722.64	1	1	100.0	0	1
1998	0011	633 ILP - KARN - #4965	COM	14A	LMH	908.54	100.0	908.54	1	1	100.0	0	1
1998	0011	634 ILP - KENNEDY - #4963	COM	14A	LMH	2,750.00	100.0	2,750.00	1	1	100.0	0	1
1998	0011	635 ILP - NEWSOME - #4962	COM	14A	LMH	908.54	100.0	908.54	1	1	100.0	0	1
1998	0011	636 RPI - KRAUSE - #4081	COM	14B	LMH	6,518.24	100.0	6,518.24	2	2	100.0	0	2
1998	0011	637 DIS - KLEIN - #4977	COM	14A	LMH	37,000.00	100.0	37,000.00	1	1	100.0	0	1
1998	0011	638 RPI - YOUNG - #4983	COM	14B	LMH	4,250.00	100.0	4,250.00	2	2	100.0	0	2
1998	0011	639 DIS - HUSCHER - #4968	COM	14A	LMH	32,000.00	100.0	32,000.00	1	1	100.0	0	1
1998	0011	641 RPI - BUGBEE - #4916	COM	14B	LMH	7,000.00	100.0	7,000.00	8	6	75.0	0	8
1998	0011	642 RPI - YOUNG - #4982	COM	14B	LMH	4,250.00	100.0	4,250.00	2	2	100.0	0	2
1998	0011	643 RPI - CHIANG - #5073	COM	14B	LMH	18,000.00	100.0	18,000.00	3	3	100.0	0	3
1998	0011	644 LIL - PRATT - #4971	COM	14A	LMH	9,937.31	100.0	9,937.31	1	1	100.0	0	1
1998	0011	652 RPI - LENTRICCHIA - #4055	COM	14B	LMH	32,500.00	100.0	32,500.00	5	5	100.0	0	5
1998	0011	653 LIL - STEVENS - #4144	COM	14A	LMH	30,553.26	100.0	30,553.26	1	1	100.0	0	1
1998	0011	655 ILP - SPAULDING - #4969	COM	14A	LMH	2,744.50	100.0	2,744.50	1	1	100.0	0	1

U.S. Department of Housing and Urban Development
Office of Community Planning and Development
Integrated Disbursement and Information System
CDBG Housing Activities
PINELLAS COUNTY, FL

1998	0011	692 LIL - BALNICKY - #2252	COM	14A	LMH	3,222.55	100.0	3,222.55	1	1	100.0	0	1
1998	0011	693 RPI - DIXON - #5010	COM	14B	LMH	18,000.00	100.0	18,000.00	2	2	100.0	0	2
1998	0011	695 RPI - O'CONNOR - #5013	COM	14A	LMH	9,000.00	100.0	9,000.00	1	1	100.0	0	1
1998	0011	697 RPI - GALLOWAY - #4976	COM	14B	LMH	21,800.00	100.0	21,800.00	5	4	80.0	0	5
1998	0011	698 RPI - KESTER - #5014	COM	14A	LMH	2,000.00	100.0	2,000.00	1	1	100.0	0	1
1998	0011	699 RPI - SAPOURN - #5040	COM	14B	LMH	9,105.85	100.0	9,105.85	2	2	100.0	0	2
1998	0011	700 ILP - ROSS - #5049	COM	14A	LMH	689.64	100.0	689.64	1	1	100.0	0	1
1998	0011	701 LIL - HAVORSEN - #4960	COM	14A	LMH	21,433.70	100.0	21,433.70	1	1	100.0	0	1
1998	0011	702 RPI - ADAMOSKY - #4352	COM	14B	LMH	5,450.00	100.0	5,450.00	2	2	100.0	0	2
1998	0011	703 RPI - STEVENS - #4355	COM	14A	LMH	9,000.00	100.0	9,000.00	1	1	100.0	0	1
1998	0011	704 LIL - MARSHALL - #4909	COM	14A	LMH	26,044.30	100.0	26,044.30	1	1	100.0	0	1
1998	0011	706 LIL - ROETEMEYER - #4956	COM	14A	LMH	21,873.05	100.0	21,873.05	1	1	100.0	0	1
1998	0011	707 LIL - STEWART - #4970	COM	14A	LMH	34,500.78	100.0	34,500.78	1	1	100.0	0	1
1998	0011	708 ILP - TODD - #5052	COM	14A	LMH	2,145.00	100.0	2,145.00	1	1	100.0	0	1
1998	0011	709 RPI - TOBIN - #4358	COM	14B	LMH	25,500.00	100.0	25,500.00	11	8	72.7	0	11
1998	0011	710 RPI - CAREW - #5018	COM	14A	LMH	5,000.00	100.0	5,000.00	1	1	100.0	0	1
1998	0011	711 ILP - DENSON - #5068	COM	14A	LMH	722.64	100.0	722.64	1	1	100.0	0	1
1998	0011	712 ILP - MOORE - #5072	COM	14A	LMH	722.64	100.0	722.64	1	1	100.0	0	1
1998	0011	713 ILP - NEWMAN - #5069	COM	14A	LMH	722.64	100.0	722.64	1	1	100.0	0	1
1998	0011	726 ILP - MRUK - #5087	COM	14A	LMH	2,178.00	100.0	2,178.00	1	1	100.0	0	1
1998	0011	727 ILP - HERTZBERG - #5086	COM	14A	LMH	722.64	100.0	722.64	1	1	100.0	0	1
1998	0011	728 ILP - JONES - #5084	COM	14A	LMH	818.34	100.0	818.34	1	1	100.0	0	1
1998	0011	729 ILP - MOORE - #5085	COM	14A	LMH	2,750.00	100.0	2,750.00	1	1	100.0	0	1
1998	0011	730 ILP - SWARTZIE - #5083	COM	14A	LMH	722.64	100.0	722.64	1	1	100.0	0	1
1998	0013	640 DIS - HEISEY - #4973	COM	14A	LMH	37,500.00	100.0	37,500.00	1	1	100.0	0	1
1998	TOTALS: BUDGETED/UNDERWAY					0.00	0.0	0.00	0	0	0.0	0	0
				COMPLETED		747,115.36	100.0	747,115.36	144	137	95.1	0	144
						747,115.36	100.0	747,115.36	144	137	95.1	0	144

U.S. Department of Housing and Urban Development
Office of Community Planning and Development
Integrated Disbursement and Information System
CDBG Housing Activities
PINELLAS COUNTY, FL

PGM YEAR	PROJ ID	IDIS ACT ID	ACTIVITY NAME	STATUS	MTX NTL		Total		CDBG DRAWN AMOUNT	OCCUPIED TOTAL	UNITS L/M	% L/M	CUMULATIVE	
					CD	OBJ	EST. AMT	% CDBG					OCCUPIED OWNER	UNITS RENTER
1997	0009	493	TBCDC HOME OWNERSHIP OPPORTUNITIES	COM	14A	LMH	35,219.68	100.0	35,219.68	3	3	100.0	0	3
1997	0010	405	RPI - DE YAMPERT - #4004	COM	14A	LMH	6,100.00	100.0	6,100.00	1	1	100.0	0	1
1997	0010	406	RPI - DE YAMPERT - #4005	COM	14A	LMH	6,734.97	100.0	6,734.97	1	1	100.0	0	1
1997	0010	430	CHAF-WINDTREE VILLAGE-#3082	COM	14B	LMA	52,687.60	0.0	52,687.60	0	0	0.0	0	0
1997	0010	431	CHAF-WINDTREE VILLAGE-#3083	COM	14B	LMA	52,687.60	0.0	52,687.60	0	0	0.0	0	0
1997	0010	432	CHAF-WINDTREE VILLAGE-#3084	COM	14B	LMA	52,687.60	0.0	52,687.60	0	0	0.0	0	0
1997	0010	433	CHAF-WINDTREE VILLAGE-#3085	COM	14B	LMA	57,203.35	0.0	57,203.35	0	0	0.0	0	0
1997	0010	437	RPI - VOLPE - #4085	COM	14B	LMH	100,000.00	100.0	100,000.00	12	12	100.0	0	12
1997	0010	469	RPI - BRITNER - #4114	COM	14B	LMH	2,200.00	100.0	2,200.00	1	1	100.0	0	1
1997	0010	471	RPI - COMM SERV FOUND - #4061	COM	14B	LMH	26,500.00	100.0	26,500.00	4	4	100.0	0	4
1997	0010	472	RPI - LAWSON - #3068	COM	14B	LMH	8,000.00	100.0	8,000.00	1	1	100.0	0	1
1997 TOTALS: BUDGETED/UNDERWAY							0.00	0.0	0.00	0	0	0.0	0	0
COMPLETED							400,020.80	100.0	400,020.80	23	23	100.0	0	23
							400,020.80	100.0	400,020.80	23	23	100.0	0	23

PGM YEAR	PROJ ID	IDIS ACT ID	ACTIVITY NAME	STATUS	MTX NTL		Total		CDBG DRAWN AMOUNT	OCCUPIED TOTAL	UNITS L/M	% L/M	CUMULATIVE	
					CD	OBJ	EST. AMT	% CDBG					OCCUPIED OWNER	UNITS RENTER
1996	0001	321	SANDPEBBLE APARTMENTS	COM	12	LMH	474,574.00	0.0	0.00	18	18	100.0	0	18
1996	0001	360	CHAF - WTV - #3075	COM	14B	LMH	166,407.60	47.0	78,284.10	3	3	100.0	0	3
1996	0012	282	RPI - BLEVINS #2810	COM	14B	LMH	0.00		0.00	2	2	100.0	0	2
1996	0012	283	RPI - TRESH #2828	COM	14B	LMH	0.00		0.00	4	4	100.0	0	4
1996	0012	284	RPI - BELL	COM	14B	LMH	0.00		0.00	3	3	100.0	0	3
1996	0012	285	RPI - KORRAT	COM	14B	LMH	0.00		0.00	4	4	100.0	0	4
1996	0012	286	RPI - RATLIFF #2791	COM	14B	LMH	3,800.00	100.0	3,800.00	3	3	100.0	0	3

IDIS - PR10

U.S. Department of Housing and Urban Development
Office of Community Planning and Development
Integrated Disbursement and Information System
CDBG Housing Activities
PINELLAS COUNTY, FL

DATE: 12-08-16
TIME: 13:00
PAGE: 15

1996	0012	287 RPI - STANG #2896	COM	14B	LMH	0.00		0.00	2	2	100.0	0	2
1996	0012	288 RPI - MICKLE #2936	COM	14B	LMH	14,000.00	100.0	14,000.00	6	6	100.0	0	6
1996	0012	289 RPI - CASSIDY #2886	COM	14B	LMH	8,000.00	100.0	8,000.00	2	2	100.0	0	2
1996	0012	290 RPI - HO #2842	COM	14B	LMH	9,200.00	100.0	9,200.00	3	3	100.0	0	3
1996	0012	291 RPI - GOO #2851	COM	14B	LMH	8,250.00	100.0	8,250.00	3	3	100.0	0	3
1996	0012	292 SUP - COVENANT FOUNDATION #2392	COM	14B	LMH	0.00		0.00	4	3	75.0	0	4
1996	0012	293 RPI - MICKLE #2781	COM	14B	LMH	32,600.00	100.0	32,600.00	5	4	80.0	0	5
1996	0012	295 RPI - POINDEXTER	COM	14B	LMH	0.00		0.00	2	2	100.0	0	2
1996	0012	296 RPI - HILBERT #2767	COM	14B	LMH	0.00		0.00	3	2	66.7	0	3
1996	0012	328 RPI - OLSEN - #2924	COM	14B	LMH	18,000.00	100.0	18,000.00	2	2	100.0	0	2
1996	0012	331 RPI - MITCHELL #2919	COM	14B	LMH	22,997.00	100.0	22,997.00	2	2	100.0	0	2
1996	0012	334 RPI - HILKERT - #3009	COM	14B	LMH	15,500.00	100.0	15,500.00	2	2	100.0	0	2
1996	0012	339 RPI -RATLIFF - #2998	COM	14B	LMH	11,287.81	100.0	11,287.81	2	2	100.0	0	2
1996	0012	342 RPI - FALZON #3088	COM	14B	LMH	8,400.00	100.0	8,400.00	3	3	100.0	0	3
1996	0012	377 RPI - JOHNSON - #2786	COM	14B	LMH	0.00		0.00	2	2	100.0	0	2
1996	0014	265 CONTRACT SVCS.-MISC SUN TRUST FEE	COM	14A	LMH	12,653.85	0.0	12,653.85	0	0	0.0	0	0
1996	0014	266 ILP - VAZQUEZ - #2967	COM	14A	LMH	2,722.50	100.0	2,722.50	1	1	100.0	0	1
1996	0014	267 LIL - YELVERTON - #2763	COM	14A	LMH	0.00		0.00	1	1	100.0	0	1
1996	0014	268 RPI - SORELLE - #2839	COM	14A	LMH	0.00		0.00	1	1	100.0	0	1
1996	0014	269 RPI - HILKERT - #2992	COM	14A	LMH	9,000.00	100.0	9,000.00	1	1	100.0	0	1
1996	0014	270 LIL - EPP - #2759	COM	14A	LMH	0.00		0.00	1	1	100.0	0	1
1996	0014	271 LIL - ROSKI - #2889	COM	14A	LMH	19,651.45	100.0	19,651.45	1	1	100.0	0	1
1996	0014	272 LIL - EVANS - #2722	COM	14A	LMH	0.00		0.00	1	1	100.0	0	1
1996	0014	273 LIL - DAVIS - #2731	COM	14A	LMH	0.00		0.00	1	1	100.0	0	1
1996	0014	274 ILP - AVERILL - #2961	COM	14A	LMH	2,750.00	100.0	2,750.00	1	1	100.0	0	1
1996	0014	275 ILP - BAYLOR - #2963	COM	14A	LMH	2,675.00	100.0	2,675.00	1	1	100.0	0	1
1996	0014	276 RPI - CAREW - #2795	COM	14A	LMH	0.00		0.00	1	1	100.0	0	1
1996	0014	277 LIL - GREEN - #1537	COM	14A	LMH	8.45	100.0	8.45	1	1	100.0	0	1
1996	0014	278 RPI - CAREW - #2794	COM	14A	LMH	0.00		0.00	1	1	100.0	0	1

IDIS - PR10

U.S. Department of Housing and Urban Development
Office of Community Planning and Development
Integrated Disbursement and Information System
CDBG Housing Activities
PINELLAS COUNTY, FL

DATE: 12-08-16
TIME: 13:00
PAGE: 16

1996	0014	279 LIL - WALKER - #2788	COM	14A	LMH	0.00		0.00	1	1	100.0	0	1
1996	0014	280 RPI - VALLONE - #2814	COM	14A	LMH	0.00		0.00	1	1	100.0	0	1
1996	0014	281 LIL - ZVOSECHZ - #2897	COM	14A	LMH	0.00		0.00	1	1	100.0	0	1
1996	0014	297 PORTFOLIO MANAGEMENT	COM	14A	LMH	0.00	0.0	0.00	0	0	0.0	0	0
1996	0014	322 LIL - LODGE - #4077	COM	14A	LMH	19,410.00	100.0	19,410.00	1	1	100.0	0	1
1996	0014	323 ILP - COVENANT FOUND. - #2778	COM	14A	LMH	0.00		0.00	6	6	100.0	0	6
1996	0014	327 RPI - CAREW - #2778	COM	14A	LMH	3,000.00	100.0	3,000.00	1	1	100.0	0	1
1996	0014	333 RPI - HEABERLIN - #3033	COM	14A	LMH	9,000.00	100.0	9,000.00	1	1	100.0	0	1
1996	0014	336 ILP - FUCHS - #2991	COM	14A	LMH	2,750.00	100.0	2,750.00	1	1	100.0	0	1
1996	0014	337 ILP - RYAN - #3046	COM	14A	LMH	2,475.00	100.0	2,475.00	1	1	100.0	0	1
1996	0014	338 ILP - WONG - #3055	COM	14A	LMH	2,711.50	100.0	2,711.50	1	1	100.0	0	1
1996	0014	343 RPI - SWANSON - #3041	COM	14A	LMH	7,700.00	100.0	7,700.00	1	1	100.0	0	1
1996	0014	397 ILP - BRYANT #4047	COM	14A	LMH	776.45	100.0	776.45	1	1	100.0	0	1
1996	0014	403 ILP - WELLS - #4069	COM	14A	LMH	1,049.35	100.0	1,049.35	1	1	100.0	0	1
1996	0014	414 ILP - RYBACK - #4076	COM	14A	LMH	2,736.80	100.0	2,736.80	1	1	100.0	0	1
1996	0014	422 ILP - CAPLINGER - #4089	COM	14A	LMH	2,750.00	100.0	2,750.00	1	1	100.0	0	1
1996	0014	434 ILP - BLACK - #4124	COM	14A	LMH	2,750.00	100.0	2,750.00	1	1	100.0	0	1
1996	0014	436 ILP - BUCKLEY - #4143	COM	14A	LMH	1,613.70	100.0	1,613.70	1	1	100.0	0	1
1996	0014	456 ILP - O'BRIEN - #4156	COM	14A	LMH	2,750.00	100.0	2,750.00	1	1	100.0	0	1
1996	0014	462 ILP - STANGE - #4188	COM	14A	LMH	2,502.50	100.0	2,502.50	1	1	100.0	0	1
1996	0014	466 ILP - PASCO - #4195	COM	14A	LMH	2,750.00	100.0	2,750.00	1	1	100.0	0	1
1996	0014	468 LIL - CUSTEAD - #4154	COM	14A	LMH	4,365.15	100.0	4,365.15	1	1	100.0	0	1
1996	0014	488 ILP - SCALZO - #4275	COM	14A	LMH	722.64	100.0	722.64	1	1	100.0	0	1
1996	0014	489 LIL - CHEFAN - #4268	COM	14A	LMH	2,750.00	100.0	2,750.00	1	1	100.0	0	1
1996	0014	490 ILP - BEER - #4256	COM	14A	LMH	722.64	100.0	722.64	1	1	100.0	0	1
1996	0014	491 LIL - ZIMDARS - #4101	COM	14A	LMH	9,299.05	100.0	9,299.05	1	1	100.0	0	1
1996	0014	495 LIL - CLAUSE - #4276	COM	14A	LMH	2,750.00	100.0	2,750.00	1	1	100.0	0	1
1996	0017	356 TBCDC - HOMEOWNERSHIP OPPORTUNITY	COM	14G	LMH	105,778.49	100.0	105,778.49	5	5	100.0	0	5
1996	0018	194 HATS AIR CONDITIONING	COM	14C	LMH	160,000.00	100.0	160,000.00	65	65	100.0	0	65

1996	TOTALS: BUDGETED/UNDERWAY	0.00	0.0	0.00	0	0	0.0	0	0
	COMPLETED	1,195,590.93	52.9	632,893.43	194	191	98.4	0	194
		1,195,590.93	52.9	632,893.43	194	191	98.4	0	194

PGM YEAR	PROJ ID	IDIS ACT ID	ACTIVITY NAME	STATUS	MTX CD	NTL OBJ	Total		CDBG DRAWN AMOUNT	OCCUPIED TOTAL	UNITS L/M	% L/M	CUMULATIVE	
							EST. AMT	% CDBG					OCCUPIED OWNER	UNITS RENTER
1995	0020	228	SINGLE FAMILY RESIDENTIAL REHABILITATION	COM	14A	LMH	0.00		0.00	26	26	100.0	0	26
1995	0021	181	SINGLE FAMILY REHABILITATION	COM	14A	SBA	0.00	0.0	0.00	0	0	0.0	0	0
1995	0022	229	RPI - HERBERT #2469	COM	14B	LMH	0.00		0.00	4	4	100.0	0	4
1995	0022	230	RPI - FORD #2488	COM	14B	LMH	0.00		0.00	2	2	100.0	0	2
1995	0022	232	RPI - DUFEK #2546	COM	14B	LMH	0.00		0.00	2	2	100.0	0	2
1995	0022	233	RPI - JOHNSON #2707	COM	14B	LMH	0.00		0.00	2	2	100.0	0	2
1995	0022	234	RPI - BLEVINS #2741	COM	14B	LMH	0.00		0.00	2	2	100.0	0	2
1995	0022	235	RPI - HILBERT #2704	COM	14B	LMH	0.00		0.00	2	2	100.0	0	2
1995	0022	236	RPI - HEBERT #2661	COM	14B	LMH	0.00		0.00	3	3	100.0	0	3
1995	TOTALS: BUDGETED/UNDERWAY						0.00	0.0	0.00	0	0	0.0	0	0
	COMPLETED						0.00	0.0	0.00	43	43	100.0	0	43
							0.00	0.0	0.00	43	43	100.0	0	43

PGM YEAR	PROJ ID	IDIS ACT ID	ACTIVITY NAME	STATUS	MTX CD	NTL OBJ	Total		CDBG DRAWN AMOUNT	OCCUPIED TOTAL	UNITS L/M	% L/M	CUMULATIVE	
							EST. AMT	% CDBG					OCCUPIED OWNER	UNITS RENTER
1994	0002	110	Unknown	COM	14B	LMH	0.00		0.00	12	0	0.0	0	12
1994	0002	113	Unknown	COM	14B	LMH	0.00		0.00	2	0	0.0	0	2
1994	0002	114	Unknown	COM	14A	LMH	0.00		0.00	1	1	100.0	0	1
1994	0002	117	Unknown	COM	14B	LMH	0.00		0.00	2	2	100.0	0	2
1994	0002	118	Unknown	COM	14B	LMH	0.00		0.00	4	0	0.0	0	4

U.S. Department of Housing and Urban Development
Office of Community Planning and Development
Integrated Disbursement and Information System
CDBG Housing Activities
PINELLAS COUNTY, FL

1994	0002	119 COVENANT FOUNDATION SUPPORTIVE HOUSING	COM	14B	LMH	0.00		0.00	4	4	100.0	0	4
1994	0002	120 BRIDGEWORK COUNSELING CTR SUPPORTIVE HSG	COM	14B	LMH	0.00		0.00	6	6	100.0	0	6
1994	0002	122 Unknown	COM	14A	LMH	0.00	0.0	0.00	0	0	0.0	0	0
1994	0002	125 Unknown	COM	14A	LMH	0.00	0.0	0.00	0	0	0.0	0	0
1994	0002	126 Unknown	COM	14A	SBA	0.00	0.0	0.00	0	0	0.0	0	0
1994	0002	127 Unknown	COM	14A			0.0	0.00	0	0	0.0	0	0
1994	0002	132 Unknown	COM	14B	LMH	0.00		0.00	27	27	100.0	0	27
1994	0002	135 Unknown	COM	14A	LMH	0.00		0.00	1	1	100.0	0	1
1994	0002	139 TBCDC HOMEOWNERSHIP OPPORTUNITY	COM	14A	LMH	0.00		0.00	7	7	100.0	0	7
1994	0002	162 Unknown	COM	14B	LMH	0.00		0.00	7	7	100.0	0	7
1994	0002	163 RPI PROGRAM -- R.A. WILHELM	COM	14B	LMH	0.00		0.00	3	2	66.7	0	3
1994	0002	164 RPI PROGRAM - ROSENKRANZ	COM	14B	LMH	0.00		0.00	8	8	100.0	0	8
1994	0002	165 SUP HSG PROGRAM - LUTHERAN RESIDENCES	COM	14B	LMH	0.00		0.00	180	180	100.0	0	180
1994	0002	166 Unknown	COM	14B	LMH	0.00	0.0	0.00	0	0	0.0	0	0
1994	0002	167 SUPPORTIVE HSG - ALMONY-SARITELLI	COM	14B	LMH	0.00		0.00	4	4	100.0	0	4
1994	0002	168 SUPPORTIVE HOUSING - GEORGE #2734	COM	14B	LMC	0.00		0.00	5	5	100.0	0	5
1994 TOTALS: BUDGETED/UNDERWAY						0.00	0.0	0.00	0	0	0.0	0	0
COMPLETED						0.00	0.0	0.00	273	254	93.0	0	273
						0.00	0.0	0.00	273	254	93.0	0	273



U.S. Department of Housing and Urban Development
Office of Community Planning and Development
Integrated Disbursement and Information System
Status of HOME Activities - Entitlement
PINELLAS COUNTY CONSORTIUM, FL

DATE: 12-08-16
TIME: 13:01
PAGE: 1

IDIS - PR22

Tenure Type	Activity Type	IDIS Activity	Activity Address	Activity Status	Status Date	Total Units	Home Units	Initial Funding Date	Committed Amount	Drawn Amount	PCT
Rental	NEW CONSTRUCTION	2464	5726 126th Ave N , Clearwater FL, 33760	Open	09/27/16	6	6	09/11/14	\$207,500.00	\$187,190.21	90.21%
Rental	NEW CONSTRUCTION	2472	5025 Duval Cir , St Petersburg FL, 33714	Completed	09/28/16	88	10	09/29/14	\$807,876.34	\$807,876.34	100.00%
Rental	NEW CONSTRUCTION	2491	601 16th Ave SE , Largo FL, 33771	Completed	10/06/16	6	6	03/27/15	\$956,346.92	\$956,346.92	100.00%
Rental	NEW CONSTRUCTION	2512	6740 Park Blvd N , Pinellas Park FL, 33781	Completed	09/28/16	3	3	09/22/15	\$502,679.81	\$502,679.81	100.00%
Rental	NEW CONSTRUCTION	2550	4130 34th Ave S , St Petersburg FL, 33711	Open	11/10/16	0	0	10/25/16	\$1,050,000.00	\$0.00	0.00%
Rental	REHABILITATION	2172	1325 N Highland Ave , Clearwater FL, 33755	Completed	04/01/16	20	20	09/25/09	\$1,137,702.84	\$1,137,702.84	100.00%
Rental	REHABILITATION	2517	200 E Lemon St , Tarpon Springs FL, 34689	Open	09/27/16	0	0	11/12/15	\$1,510,000.51	\$1,106,944.46	73.31%
Homebuyer	ACQUISITION ONLY	1990	5970 21st St N , St Petersburg FL, 33714	Open	02/25/16	1	1	09/21/06	\$61,035.25	\$60,869.92	99.73%
Homebuyer	ACQUISITION ONLY	2479	3339 21st PI SW , Largo FL, 33774	Completed	03/28/16	1	1	02/24/15	\$26,205.00	\$26,205.00	100.00%
Homebuyer	ACQUISITION ONLY	2505	1810 Betty Ln , Largo FL, 33770	Completed	03/28/16	1	1	07/31/15	\$24,455.00	\$24,455.00	100.00%
Homebuyer	ACQUISITION ONLY	2508	1023 Madison St , Largo FL, 33770	Completed	03/28/16	1	1	09/22/15	\$26,245.00	\$26,245.00	100.00%
Homebuyer	ACQUISITION ONLY	2509	3857 El Camino Ct , Largo FL, 33771	Completed	03/28/16	1	1	09/22/15	\$8,030.00	\$8,030.00	100.00%
Homebuyer	ACQUISITION ONLY	2510	3970 La Costa Ln , Largo FL, 33771	Completed	03/28/16	1	1	09/22/15	\$26,205.00	\$26,205.00	100.00%
Homebuyer	ACQUISITION ONLY	2511	13537 Croft Dr N , Largo FL, 33774	Completed	03/28/16	1	1	09/22/15	\$26,205.00	\$26,205.00	100.00%
Homeowner Rehab	REHABILITATION	2507	1017 14th Ave NW , Largo FL, 33770	Completed	03/28/16	1	1	09/16/15	\$181,628.63	\$181,628.63	100.00%
Homeowner Rehab	REHABILITATION	2513	12296 104th St , Largo FL, 33773	Completed	03/28/16	1	1	09/23/15	\$41,768.62	\$41,768.62	100.00%
Homeowner Rehab	REHABILITATION	2515	2221 Gladys St , Largo FL, 33774	Completed	03/28/16	1	1	09/24/15	\$35,973.71	\$35,973.71	100.00%



U.S. Department of Housing and Urban Development
Office of Community Planning and Development
Integrated Disbursement and Information System
CDBG Summary of Accomplishments
Program Year: 2015

DATE: 12-08-16
TIME: 13:01
PAGE: 1

PINELLAS COUNTY

Count of CDBG Activities with Disbursements by Activity Group & Matrix Code

Activity Group	Activity Category	Open Count	Open Activities Disbursed	Completed Count	Completed Activities Disbursed	Program Year Count	Total Activities Disbursed
Acquisition	Acquisition of Real Property (01)	2	\$235,353.89	0	\$0.00	2	\$235,353.89
	Clearance and Demolition (04)	1	\$7,830.27	0	\$0.00	1	\$7,830.27
	Relocation (08)	1	\$7,848.34	1	\$1,521.00	2	\$9,369.34
	Total Acquisition	4	\$251,032.50	1	\$1,521.00	5	\$252,553.50
Housing	Rehab; Multi-Unit Residential (14B)	2	\$349,161.03	0	\$0.00	2	\$349,161.03
	Code Enforcement (15)	0	\$0.00	1	\$32,090.56	1	\$32,090.56
	Total Housing	2	\$349,161.03	1	\$32,090.56	3	\$381,251.59
Public Facilities and Improvements	Public Facilities and Improvement (General) (03)	2	\$228,808.35	5	\$159,142.35	7	\$387,950.70
	Handicapped Centers (03B)	0	\$0.00	1	\$25,645.00	1	\$25,645.00
	Homeless Facilities (not operating costs) (03C)	0	\$0.00	3	\$75,165.75	3	\$75,165.75
	Neighborhood Facilities (03E)	0	\$0.00	3	\$288,867.40	3	\$288,867.40
	Parks, Recreational Facilities (03F)	1	\$63,903.91	0	\$0.00	1	\$63,903.91
	Street Improvements (03K)	0	\$0.00	2	\$525,000.00	2	\$525,000.00
	Total Public Facilities and Improvements	3	\$292,712.26	14	\$1,073,820.50	17	\$1,366,532.76
Public Services	Public Services (General) (05)	0	\$0.00	2	\$253,087.00	2	\$253,087.00
	Senior Services (05A)	0	\$0.00	1	\$29,999.98	1	\$29,999.98
	Handicapped Services (05B)	0	\$0.00	1	\$20,000.00	1	\$20,000.00
	Fair Housing Activities (if CDGS, then subject to 15% cap) (05J)	0	\$0.00	1	\$21,444.00	1	\$21,444.00
	Mental Health Services (05O)	0	\$0.00	1	\$126,243.85	1	\$126,243.85
	Total Public Services	0	\$0.00	6	\$450,774.83	6	\$450,774.83
General Administration and Planning	Planning (20)	1	\$0.00	0	\$0.00	1	\$0.00
	General Program Administration (21A)	0	\$0.00	1	\$490,047.94	1	\$490,047.94
	Total General Administration and Planning	1	\$0.00	1	\$490,047.94	2	\$490,047.94
Grand Total		10	\$892,905.79	23	\$2,048,254.83	33	\$2,941,160.62



U.S. Department of Housing and Urban Development
Office of Community Planning and Development
Integrated Disbursement and Information System
CDBG Summary of Accomplishments
Program Year: 2015

DATE: 12-08-16
TIME: 13:01
PAGE: 2

PINELLAS COUNTY

CDBG Sum of Actual Accomplishments by Activity Group and Accomplishment Type

Activity Group	Matrix Code	Accomplishment Type	Open Count	Completed Count	Program Year Totals
Acquisition	Acquisition of Real Property (01)	Persons	8,280	0	8,280
	Clearance and Demolition (04)	Housing Units	0	0	0
	Relocation (08)	Households	8,280	8,280	16,560
	Total Acquisition		16,560	8,280	24,840
Housing	Rehab; Multi-Unit Residential (14B)	Housing Units	0	0	0
	Code Enforcement (15)	Persons	0	8,280	8,280
	Total Housing		0	8,280	8,280
Public Facilities and Improvements	Public Facilities and Improvement (General) (03)	Persons	1,035	70,309	71,344
	Handicapped Centers (03B)	Public Facilities	0	26	26
	Homeless Facilities (not operating costs) (03C)	Public Facilities	0	1,624	1,624
	Neighborhood Facilities (03E)	Public Facilities	0	27,460	27,460
	Parks, Recreational Facilities (03F)	Public Facilities	0	0	0
	Street Improvements (03K)	Persons	0	4,460	4,460
	Total Public Facilities and Improvements		1,035	103,879	104,914
Public Services	Public Services (General) (05)	Persons	0	13,215	13,215
	Senior Services (05A)	Persons	0	94	94
	Handicapped Services (05B)	Persons	0	289	289
	Fair Housing Activities (if CDGS, then subject to 15% cap) (05J)	Persons	0	50	50
	Mental Health Services (05O)	Persons	0	656	656
	Total Public Services		0	14,304	14,304
Grand Total			17,595	134,743	152,338



U.S. Department of Housing and Urban Development
Office of Community Planning and Development
Integrated Disbursement and Information System
CDBG Summary of Accomplishments
Program Year: 2015

DATE: 12-08-16
TIME: 13:01
PAGE: 3

PINELLAS COUNTY

CDBG Beneficiaries by Racial / Ethnic Category

Housing-Non Housing	Race				
		Total Persons	Total Hispanic Persons	Total Households	Total Hispanic Households
Non Housing	White	49,275	9,843	0	0
	Black/African American	18,212	8	0	0
	Asian	213	0	0	0
	American Indian/Alaskan Native	143	3	0	0
	Native Hawaiian/Other Pacific Islander	849	0	0	0
	Asian & White	1	0	0	0
	Black/African American & White	24	0	0	0
	Other multi-racial	141	2	0	0
	Total Non Housing	68,858	9,856	0	0
Grand Total	White	49,275	9,843	0	0
	Black/African American	18,212	8	0	0
	Asian	213	0	0	0
	American Indian/Alaskan Native	143	3	0	0
	Native Hawaiian/Other Pacific Islander	849	0	0	0
	Asian & White	1	0	0	0
	Black/African American & White	24	0	0	0
	Other multi-racial	141	2	0	0
	Total Grand Total	68,858	9,856	0	0



U.S. Department of Housing and Urban Development
Office of Community Planning and Development
Integrated Disbursement and Information System
CDBG Summary of Accomplishments
Program Year: 2015

DATE: 12-08-16
TIME: 13:01
PAGE: 4

PINELLAS COUNTY

CDBG Beneficiaries by Income Category

Income Levels		Owner Occupied	Renter Occupied	Persons
Non Housing	Extremely Low ($\leq 30\%$)	0	0	44,167
	Low ($>30\%$ and $\leq 50\%$)	0	0	15,352
	Mod ($>50\%$ and $\leq 80\%$)	0	0	7,784
	Total Low-Mod	0	0	67,303
	Non Low-Mod ($>80\%$)	0	0	52
	Total Beneficiaries	0	0	67,355



U.S. Department of Housing and Urban Development
Office of Community Planning and Development
Integrated Disbursement and Information System
HOME Summary of Accomplishments
Program Year: 2015

DATE: 12-08-16
TIME: 13:02
PAGE: 1

PINELLAS COUNTY CONSORTIUM
Home Disbursements and Unit Completions

Activity Type	Disbursed Amount	Units Completed	Units Occupied
Rentals	\$845,573.60	50	50
First Time Homebuyers	\$87,095.00	6	6
Existing Homeowners	\$259,370.96	3	3
Total, Rentals and TBRA	\$845,573.60	50	50
Total, Homebuyers and Homeowners	\$346,465.96	9	9
Grand Total	\$1,192,039.56	59	59

Home Unit Completions by Percent of Area Median Income

Activity Type	Units Completed					
	0% - 30%	31% - 50%	51% - 60%	61% - 80%	Total 0% - 60%	Total 0% - 80%
Rentals	18	24	8	0	50	50
First Time Homebuyers	0	0	0	6	0	6
Existing Homeowners	0	1	0	2	1	3
Total, Rentals and TBRA	18	24	8	0	50	50
Total, Homebuyers and Homeowners	0	1	0	8	1	9
Grand Total	18	25	8	8	51	59

Home Unit Reported As Vacant

Activity Type	Reported as Vacant
Rentals	0
First Time Homebuyers	0
Existing Homeowners	0
Total, Rentals and TBRA	0
Total, Homebuyers and Homeowners	0
Grand Total	0



U.S. Department of Housing and Urban Development
Office of Community Planning and Development
Integrated Disbursement and Information System
HOME Summary of Accomplishments
Program Year: 2015

DATE: 12-08-16
TIME: 13:02
PAGE: 2

PINELLAS COUNTY CONSORTIUM

Home Unit Completions by Racial / Ethnic Category

	Rentals		First Time Homebuyers		Existing Homeowners	
	Units Completed	Units Completed - Hispanics	Units Completed	Units Completed - Hispanics	Units Completed	Units Completed - Hispanics
White	36	4	5	1	2	0
Black/African American	12	0	0	0	1	0
Asian	2	0	0	0	0	0
Other multi-racial	0	0	1	1	0	0
Total	50	4	6	2	3	0

	Total, Rentals and TBRA		Total, Homebuyers and Homeowners		Grand Total	
	Units Completed	Units Completed - Hispanics	Units Completed	Units Completed - Hispanics	Units Completed	Units Completed - Hispanics
White	36	4	7	1	43	5
Black/African American	12	0	1	0	13	0
Asian	2	0	0	0	2	0
Other multi-racial	0	0	1	1	1	1
Total	50	4	9	2	59	6



U.S. Department of Housing and Urban Development
Office of Community Planning and Development
Integrated Disbursement and Information System
PR 25 - Status of CHDO Funds by Fiscal Year Report
PINELLAS COUNTY CONSORTIUM, FL

DATE: 12-08-16
TIME: 13:03
PAGE: 1

Funds Subgranted To CHDOS

Fiscal Year	CHDO Name	Fund Type	Amount Reserved	Amount Committed	Balance to Commit	% Committed Reserved	Amount Disbursed	% Disbursed Committed
2015	PINELLAS AFFORDABLE LIVING, INC.	CR	\$146,357.00	\$146,357.00	\$0.00	100.0%	\$0.00	0.0%
Fund Type Total for 2015			\$146,357.00	\$146,357.00	\$0.00	100.0%	\$0.00	0.0%
Total For 2015 Funds (CR+CC+CL)			\$146,357.00					
Total For 2015 Funds (CO)			\$0.00					

Funds Subgranted To CHDOS

Fiscal Year	CHDO Name	Fund Type	Amount Reserved	Amount Committed	Balance to Commit	% Committed Reserved	Amount Disbursed	% Disbursed Committed
2014	CONTEMPORARY HOUSING ALTERNATIVES	CR	\$159,959.10	\$159,959.10	\$0.00	100.0%	\$159,959.10	100.0%
	PINELLAS AFFORDABLE LIVING, INC.	CR	\$987.15	\$987.15	\$0.00	100.0%	\$0.00	0.0%
Fund Type Total for 2014			\$160,946.25	\$160,946.25	\$0.00	100.0%	\$159,959.10	99.4%
Total For 2014 Funds (CR+CC+CL)			\$160,946.25					
Total For 2014 Funds (CO)			\$0.00					

Funds Subgranted To CHDOS

Fiscal Year	CHDO Name	Fund Type	Amount Reserved	Amount Committed	Balance to Commit	% Committed Reserved	Amount Disbursed	% Disbursed Committed
2013	CONTEMPORARY HOUSING ALTERNATIVES	CR	\$594,892.04	\$594,892.04	\$0.00	100.0%	\$594,892.04	100.0%
Fund Type Total for 2013			\$594,892.04	\$594,892.04	\$0.00	100.0%	\$594,892.04	100.0%
Total For 2013 Funds (CR+CC+CL)			\$594,892.04					
Total For 2013 Funds (CO)			\$0.00					

Funds Subgranted To CHDOS

Fiscal Year	CHDO Name	Fund Type	Amount Reserved	Amount Committed	Balance to Commit	% Committed Reserved	Amount Disbursed	% Disbursed Committed
2011	CONTEMPORARY HOUSING ALTERNATIVES	CR	\$236,665.95	\$236,665.95	\$0.00	100.0%	\$236,665.95	100.0%
Fund Type Total for 2011			\$236,665.95	\$236,665.95	\$0.00	100.0%	\$236,665.95	100.0%
Total For 2011 Funds (CR+CC+CL)			\$236,665.95					
Total For 2011 Funds (CO)			\$0.00					



U.S. Department of Housing and Urban Development
Office of Community Planning and Development
Integrated Disbursement and Information System
PR 25 - Status of CHDO Funds by Fiscal Year Report
PINELLAS COUNTY CONSORTIUM, FL

DATE: 12-08-16
TIME: 13:03
PAGE: 2

Funds Subgranted To CHDOS

Fiscal Year	CHDO Name	Fund Type	Amount Reserved	Amount Committed	Balance to Commit	% Committed Reserved	Amount Disbursed	% Disbursed Committed
2010	CONTEMPORARY HOUSING ALTERNATIVES	CR	\$267,355.05	\$267,355.05	\$0.00	100.0%	\$267,355.05	100.0%
	Fund Type Total for 2010	CR	\$267,355.05	\$267,355.05	\$0.00	100.0%	\$267,355.05	100.0%
Total For 2010 Funds (CR+CC+CL)			\$267,355.05					
Total For 2010 Funds (CO)			\$0.00					

Funds Subgranted To CHDOS

Fiscal Year	CHDO Name	Fund Type	Amount Reserved	Amount Committed	Balance to Commit	% Committed Reserved	Amount Disbursed	% Disbursed Committed
2009	CONTEMPORARY HOUSING ALTERNATIVES	CR	\$277,801.65	\$277,801.65	\$0.00	100.0%	\$277,801.65	100.0%
	Fund Type Total for 2009	CR	\$277,801.65	\$277,801.65	\$0.00	100.0%	\$277,801.65	100.0%
Total For 2009 Funds (CR+CC+CL)			\$277,801.65					
Total For 2009 Funds (CO)			\$0.00					

Funds Subgranted To CHDOS

Fiscal Year	CHDO Name	Fund Type	Amount Reserved	Amount Committed	Balance to Commit	% Committed Reserved	Amount Disbursed	% Disbursed Committed
2008	CONTEMPORARY HOUSING ALTERNATIVES	CR	\$245,397.15	\$245,397.15	\$0.00	100.0%	\$245,397.15	100.0%
	Fund Type Total for 2008	CR	\$245,397.15	\$245,397.15	\$0.00	100.0%	\$245,397.15	100.0%
Total For 2008 Funds (CR+CC+CL)			\$245,397.15					
Total For 2008 Funds (CO)			\$0.00					

Funds Subgranted To CHDOS

Fiscal Year	CHDO Name	Fund Type	Amount Reserved	Amount Committed	Balance to Commit	% Committed Reserved	Amount Disbursed	% Disbursed Committed
2007	CONTEMPORARY HOUSING ALTERNATIVES	CR	\$1,467,980.81	\$1,467,980.81	\$0.00	100.0%	\$1,467,980.81	100.0%
	Fund Type Total for 2007	CR	\$1,467,980.81	\$1,467,980.81	\$0.00	100.0%	\$1,467,980.81	100.0%
Total For 2007 Funds (CR+CC+CL)			\$1,467,980.81					
Total For 2007 Funds (CO)			\$0.00					



U.S. Department of Housing and Urban Development
Office of Community Planning and Development
Integrated Disbursement and Information System
PR 25 - Status of CHDO Funds by Fiscal Year Report
PINELLAS COUNTY CONSORTIUM, FL

DATE: 12-08-16
TIME: 13:03
PAGE: 3

Funds Subgranted To CHDOS

Fiscal Year	CHDO Name	Fund Type	Amount Reserved	Amount Committed	Balance to Commit	% Committed Reserved	Amount Disbursed	% Disbursed Committed
2006	CONTEMPORARY HOUSING ALTERNATIVES	CR	\$256,683.90	\$256,683.90	\$0.00	100.0%	\$256,683.90	100.0%
	Fund Type Total for 2006	CR	\$256,683.90	\$256,683.90	\$0.00	100.0%	\$256,683.90	100.0%
Total For 2006 Funds (CR+CC+CL)			\$256,683.90					
Total For 2006 Funds (CO)			\$0.00					

Funds Subgranted To CHDOS

Fiscal Year	CHDO Name	Fund Type	Amount Reserved	Amount Committed	Balance to Commit	% Committed Reserved	Amount Disbursed	% Disbursed Committed
2005	CONTEMPORARY HOUSING ALTERNATIVES	CR	\$318,061.23	\$318,061.23	\$0.00	100.0%	\$318,061.23	100.0%
	Fund Type Total for 2005	CR	\$318,061.23	\$318,061.23	\$0.00	100.0%	\$318,061.23	100.0%
Total For 2005 Funds (CR+CC+CL)			\$318,061.23					
Total For 2005 Funds (CO)			\$0.00					

Funds Subgranted To CHDOS

Fiscal Year	CHDO Name	Fund Type	Amount Reserved	Amount Committed	Balance to Commit	% Committed Reserved	Amount Disbursed	% Disbursed Committed
2004	CONTEMPORARY HOUSING ALTERNATIVES	CR	\$589,919.43	\$589,919.43	\$0.00	100.0%	\$589,919.43	100.0%
	Fund Type Total for 2004	CR	\$589,919.43	\$589,919.43	\$0.00	100.0%	\$589,919.43	100.0%
Total For 2004 Funds (CR+CC+CL)			\$589,919.43					
Total For 2004 Funds (CO)			\$0.00					

Funds Subgranted To CHDOS

Fiscal Year	CHDO Name	Fund Type	Amount Reserved	Amount Committed	Balance to Commit	% Committed Reserved	Amount Disbursed	% Disbursed Committed
2003	CONTEMPORARY HOUSING ALTERNATIVES	CR	\$279,384.30	\$279,384.30	\$0.00	100.0%	\$279,384.30	100.0%
	Fund Type Total for 2003	CR	\$279,384.30	\$279,384.30	\$0.00	100.0%	\$279,384.30	100.0%
Total For 2003 Funds (CR+CC+CL)			\$279,384.30					
Total For 2003 Funds (CO)			\$0.00					



U.S. Department of Housing and Urban Development
Office of Community Planning and Development
Integrated Disbursement and Information System
PR 25 - Status of CHDO Funds by Fiscal Year Report
PINELLAS COUNTY CONSORTIUM, FL

DATE: 12-08-16
TIME: 13:03
PAGE: 4

Funds Subgranted To CHDOS

Fiscal Year	CHDO Name	Fund Type	Amount Reserved	Amount Committed	Balance to Commit	% Committed Reserved	Amount Disbursed	% Disbursed Committed
2002	CONTEMPORARY HOUSING ALTERNATIVES	CR	\$1,201,000.00	\$1,201,000.00	\$0.00	100.0%	\$1,201,000.00	100.0%
	Fund Type Total for 2002	CR	\$1,201,000.00	\$1,201,000.00	\$0.00	100.0%	\$1,201,000.00	100.0%
Total For 2002 Funds (CR+CC+CL)			\$1,201,000.00					
Total For 2002 Funds (CO)			\$0.00					

Funds Subgranted To CHDOS

Fiscal Year	CHDO Name	Fund Type	Amount Reserved	Amount Committed	Balance to Commit	% Committed Reserved	Amount Disbursed	% Disbursed Committed
2001	CONTEMPORARY HOUSING ALTERNATIVES	CR	\$272,674.58	\$272,674.58	\$0.00	100.0%	\$272,674.58	100.0%
	Fund Type Total for 2001	CR	\$272,674.58	\$272,674.58	\$0.00	100.0%	\$272,674.58	100.0%
Total For 2001 Funds (CR+CC+CL)			\$272,674.58					
Total For 2001 Funds (CO)			\$0.00					

Funds Subgranted To CHDOS

Fiscal Year	CHDO Name	Fund Type	Amount Reserved	Amount Committed	Balance to Commit	% Committed Reserved	Amount Disbursed	% Disbursed Committed
2000	HOMES FOR INDEPENDENCE, INC.	CR	\$307,150.00	\$307,150.00	\$0.00	100.0%	\$307,150.00	100.0%
	PINELLAS AFFORDABLE LIVING, INC.	CR	\$136,540.00	\$136,540.00	\$0.00	100.0%	\$136,540.00	100.0%
	Fund Type Total for 2000	CR	\$443,690.00	\$443,690.00	\$0.00	100.0%	\$443,690.00	100.0%
Total For 2000 Funds (CR+CC+CL)			\$443,690.00					
Total For 2000 Funds (CO)			\$0.00					

Funds Subgranted To CHDOS

Fiscal Year	CHDO Name	Fund Type	Amount Reserved	Amount Committed	Balance to Commit	% Committed Reserved	Amount Disbursed	% Disbursed Committed
1999	CONTEMPORARY HOUSING ALTERNATIVES	CR	\$836,104.10	\$836,104.10	\$0.00	100.0%	\$836,104.10	100.0%
	Fund Type Total for 1999	CR	\$836,104.10	\$836,104.10	\$0.00	100.0%	\$836,104.10	100.0%
Total For 1999 Funds (CR+CC+CL)			\$836,104.10					
Total For 1999 Funds (CO)			\$0.00					



U.S. Department of Housing and Urban Development
Office of Community Planning and Development
Integrated Disbursement and Information System
PR 25 - Status of CHDO Funds by Fiscal Year Report
PINELLAS COUNTY CONSORTIUM, FL

DATE: 12-08-16
TIME: 13:03
PAGE: 5

Funds Subgranted To CHDOS

Fiscal Year	CHDO Name	Fund Type	Amount Reserved	Amount Committed	Balance to Commit	% Committed Reserved	Amount Disbursed	% Disbursed Committed
1998	CONTEMPORARY HOUSING ALTERNATIVES	CR	\$752,291.00	\$752,291.00	\$0.00	100.0%	\$752,291.00	100.0%
	Fund Type Total for 1998	CR	\$752,291.00	\$752,291.00	\$0.00	100.0%	\$752,291.00	100.0%
Total For 1998 Funds (CR+CC+CL)			\$752,291.00					
Total For 1998 Funds (CO)			\$0.00					

Funds Subgranted To CHDOS

Fiscal Year	CHDO Name	Fund Type	Amount Reserved	Amount Committed	Balance to Commit	% Committed Reserved	Amount Disbursed	% Disbursed Committed
1997	CONTEMPORARY HOUSING ALTERNATIVES	CR	\$189,150.00	\$189,150.00	\$0.00	100.0%	\$189,150.00	100.0%
	Fund Type Total for 1997	CR	\$189,150.00	\$189,150.00	\$0.00	100.0%	\$189,150.00	100.0%
Total For 1997 Funds (CR+CC+CL)			\$189,150.00					
Total For 1997 Funds (CO)			\$0.00					

Funds Subgranted To CHDOS

Fiscal Year	CHDO Name	Fund Type	Amount Reserved	Amount Committed	Balance to Commit	% Committed Reserved	Amount Disbursed	% Disbursed Committed
1996	CLEARWATER NEIGHBORHOOD HOUSING SERVICES, INC	CR	\$662,842.23	\$662,842.23	\$0.00	100.0%	\$662,842.23	100.0%
	CONTEMPORARY HOUSING ALTERNATIVES	CR	\$446,000.00	\$446,000.00	\$0.00	100.0%	\$446,000.00	100.0%
	Fund Type Total for 1996	CR	\$1,108,842.23	\$1,108,842.23	\$0.00	100.0%	\$1,108,842.23	100.0%
Total For 1996 Funds (CR+CC+CL)			\$1,108,842.23					
Total For 1996 Funds (CO)			\$0.00					

Funds Subgranted To CHDOS

Fiscal Year	CHDO Name	Fund Type	Amount Reserved	Amount Committed	Balance to Commit	% Committed Reserved	Amount Disbursed	% Disbursed Committed
1995	CLEARWATER NEIGHBORHOOD HOUSING SERVICES, INC	CR	\$265,000.00	\$265,000.00	\$0.00	100.0%	\$265,000.00	100.0%
	Fund Type Total for 1995	CR	\$265,000.00	\$265,000.00	\$0.00	100.0%	\$265,000.00	100.0%
Total For 1995 Funds (CR+CC+CL)			\$265,000.00					
Total For 1995 Funds (CO)			\$0.00					



U.S. Department of Housing and Urban Development
Office of Community Planning and Development
Integrated Disbursement and Information System
PR 25 - Status of CHDO Funds by Fiscal Year Report
PINELLAS COUNTY CONSORTIUM, FL

DATE: 12-08-16
TIME: 13:03
PAGE: 6

Funds Subgranted To CHDOS

Fiscal Year	CHDO Name	Fund Type	Amount Reserved	Amount Committed	Balance to Commit	% Committed Reserved	Amount Disbursed	% Disbursed Committed
1994	CLEARWATER NEIGHBORHOOD HOUSING SERVICES, INC	CR	\$244,350.00	\$244,350.00	\$0.00	100.0%	\$244,350.00	100.0%
	Fund Type Total for 1994	CR	\$244,350.00	\$244,350.00	\$0.00	100.0%	\$244,350.00	100.0%
Total For 1994 Funds (CR+CC+CL)			\$244,350.00					
Total For 1994 Funds (CO)			\$0.00					

Funds Subgranted To CHDOS

Fiscal Year	CHDO Name	Fund Type	Amount Reserved	Amount Committed	Balance to Commit	% Committed Reserved	Amount Disbursed	% Disbursed Committed
1993	CLEARWATER NEIGHBORHOOD HOUSING SERVICES, INC	CR	\$192,600.00	\$192,600.00	\$0.00	100.0%	\$192,600.00	100.0%
	Fund Type Total for 1993	CR	\$192,600.00	\$192,600.00	\$0.00	100.0%	\$192,600.00	100.0%
Total For 1993 Funds (CR+CC+CL)			\$192,600.00					
Total For 1993 Funds (CO)			\$0.00					

Funds Subgranted To CHDOS

Fiscal Year	CHDO Name	Fund Type	Amount Reserved	Amount Committed	Balance to Commit	% Committed Reserved	Amount Disbursed	% Disbursed Committed
1992	CLEARWATER NEIGHBORHOOD HOUSING SERVICES, INC	CR	\$292,950.00	\$292,950.00	\$0.00	100.0%	\$292,950.00	100.0%
	Fund Type Total for 1992	CR	\$292,950.00	\$292,950.00	\$0.00	100.0%	\$292,950.00	100.0%
Total For 1992 Funds (CR+CC+CL)			\$292,950.00					
Total For 1992 Funds (CO)			\$0.00					

Total For All Years (Subgranted to CHDOS)			\$10,640,096.67					
Total For All Years (Not Subgranted to CHDOS)								
Grand Total			\$10,640,096.67					



U.S. Department of Housing and Urban Development
Office of Community Planning and Development
Integrated Disbursement and Information System
Status of HOME Grants
PINELLAS COUNTY CONSORTIUM

DATE: 12-08-16
TIME: 13:04
PAGE: 1

IDIS - PR27

Commitments from Authorized Funds

Fiscal Year	Total Authorization	Admin/CHDO OP Authorization	CR/CL/CC – Amount Committed to CHDOS	% CHDO Cmtd	SU Funds-Subgrants to Other Entities	EN Funds-PJ Committed to Activities	Total Authorized Commitments	% of Auth Cmtd
1992	\$1,953,000.00	\$0.00	\$292,950.00	15.0%	\$0.00	\$1,660,050.00	\$1,953,000.00	100.0%
1993	\$1,284,000.00	\$108,352.73	\$192,600.00	15.0%	\$332,997.44	\$650,049.83	\$1,284,000.00	100.0%
1994	\$1,629,000.00	\$23,236.48	\$244,350.00	15.0%	\$521,340.23	\$840,073.29	\$1,629,000.00	100.0%
1995	\$1,759,000.00	\$0.00	\$265,000.00	15.0%	\$0.00	\$1,494,000.00	\$1,759,000.00	100.0%
1996	\$1,768,000.00	\$0.00	\$1,108,842.23	62.7%	\$0.00	\$659,157.77	\$1,768,000.00	100.0%
1997	\$1,261,000.00	\$152,500.00	\$189,150.00	15.0%	\$0.00	\$919,350.00	\$1,261,000.00	100.0%
1998	\$1,336,000.00	\$133,600.00	\$752,291.00	56.3%	\$0.00	\$450,109.00	\$1,336,000.00	100.0%
1999	\$1,466,000.00	\$146,600.00	\$836,104.10	57.0%	\$0.00	\$483,295.90	\$1,466,000.00	100.0%
2000	\$1,541,000.00	\$188,696.62	\$443,690.00	28.7%	\$0.00	\$908,613.38	\$1,541,000.00	100.0%
2001	\$1,709,000.00	\$243,788.85	\$272,674.58	15.9%	\$0.00	\$1,192,536.57	\$1,709,000.00	100.0%
2002	\$1,702,000.00	\$228,661.26	\$1,201,000.00	70.5%	\$0.00	\$272,338.74	\$1,702,000.00	100.0%
2003	\$1,862,562.00	\$323,239.26	\$279,384.30	15.0%	\$0.00	\$1,259,938.44	\$1,862,562.00	100.0%
2004	\$2,084,691.00	\$325,518.75	\$589,919.43	28.2%	\$0.00	\$1,169,252.82	\$2,084,691.00	100.0%
2005	\$1,888,356.00	\$336,318.73	\$318,061.23	16.8%	\$0.00	\$1,233,976.04	\$1,888,356.00	100.0%
2006	\$1,748,124.00	\$327,730.57	\$256,683.90	14.6%	\$0.00	\$1,163,709.53	\$1,748,124.00	100.0%
2007	\$1,726,809.00	\$168,991.10	\$1,467,980.81	85.0%	\$0.00	\$89,837.09	\$1,726,809.00	100.0%
2008	\$1,650,889.00	\$163,598.10	\$245,397.15	14.8%	\$0.00	\$1,241,893.75	\$1,650,889.00	100.0%
2009	\$1,852,011.00	\$214,330.73	\$277,801.65	15.0%	\$0.00	\$1,359,878.62	\$1,852,011.00	100.0%
2010	\$1,782,367.00	\$242,917.21	\$267,355.05	15.0%	\$0.00	\$1,272,094.74	\$1,782,367.00	100.0%
2011	\$1,577,773.00	\$168,832.51	\$236,665.95	15.0%	\$0.00	\$1,172,274.54	\$1,577,773.00	100.0%
2012	\$1,069,063.00	\$106,906.30	\$0.00	0.0%	\$0.00	\$962,156.70	\$1,069,063.00	100.0%
2013	\$1,057,756.00	\$105,775.60	\$594,892.04	56.2%	\$0.00	\$357,088.36	\$1,057,756.00	100.0%
2014	\$1,072,975.00	\$107,297.50	\$160,946.25	15.0%	\$0.00	\$804,731.25	\$1,072,975.00	100.0%
2015	\$975,709.00	\$97,570.90	\$146,357.00	15.0%	\$0.00	\$397,065.42	\$640,993.32	65.6%
Total	\$37,757,085.00	\$3,914,463.20	\$10,640,096.67	28.1%	\$854,337.67	\$22,013,471.78	\$37,422,369.32	99.1%



U.S. Department of Housing and Urban Development
Office of Community Planning and Development
Integrated Disbursement and Information System
Status of HOME Grants
PINELLAS COUNTY CONSORTIUM

DATE: 12-08-16
TIME: 13:04
PAGE: 2

IDIS - PR27

Program Income (PI)

Program Year	Total Receipts	Amount Suballocated to PA	Amount Committed to Activities	% Committed	Net Disbursed	Disbursed Pending Approval	Total Disbursed	% Disbursed
1992	\$0.00	N/A	\$0.00	0.0%	\$0.00	\$0.00	\$0.00	0.0%
1993	\$0.00	N/A	\$0.00	0.0%	\$0.00	\$0.00	\$0.00	0.0%
1994	\$0.00	N/A	\$0.00	0.0%	\$0.00	\$0.00	\$0.00	0.0%
1995	\$0.00	N/A	\$0.00	0.0%	\$0.00	\$0.00	\$0.00	0.0%
1996	\$688,764.45	N/A	\$688,764.45	100.0%	\$688,764.45	\$0.00	\$688,764.45	100.0%
1997	\$896,465.80	N/A	\$896,465.80	100.0%	\$896,465.80	\$0.00	\$896,465.80	100.0%
1998	\$457,827.49	N/A	\$457,827.49	100.0%	\$457,827.49	\$0.00	\$457,827.49	100.0%
1999	\$406,417.60	N/A	\$406,417.60	100.0%	\$406,417.60	\$0.00	\$406,417.60	100.0%
2000	\$626,651.23	N/A	\$626,651.23	100.0%	\$626,651.23	\$0.00	\$626,651.23	100.0%
2001	\$780,931.00	N/A	\$780,931.00	100.0%	\$780,931.00	\$0.00	\$780,931.00	100.0%
2002	\$921,228.20	N/A	\$921,228.20	100.0%	\$921,228.20	\$0.00	\$921,228.20	100.0%
2003	\$1,369,830.64	N/A	\$1,369,830.64	100.0%	\$1,369,830.64	\$0.00	\$1,369,830.64	100.0%
2004	\$1,368,346.08	N/A	\$1,368,346.08	100.0%	\$1,368,346.08	\$0.00	\$1,368,346.08	100.0%
2005	\$1,800,683.17	N/A	\$1,800,683.17	100.0%	\$1,800,683.17	\$0.00	\$1,800,683.17	100.0%
2006	\$1,667,798.22	N/A	\$1,667,798.22	100.0%	\$1,667,798.22	\$0.00	\$1,667,798.22	100.0%
2007	\$618,495.91	N/A	\$618,495.91	100.0%	\$618,495.91	\$0.00	\$618,495.91	100.0%
2008	\$446,951.56	N/A	\$446,951.56	100.0%	\$446,951.56	\$0.00	\$446,951.56	100.0%
2009	\$650,602.59	N/A	\$650,602.59	100.0%	\$650,602.59	\$0.00	\$650,602.59	100.0%
2010	\$646,805.12	N/A	\$646,805.12	100.0%	\$646,805.12	\$0.00	\$646,805.12	100.0%
2011	\$778,526.94	N/A	\$778,526.94	100.0%	\$778,526.94	\$0.00	\$778,526.94	100.0%
2012	\$768,159.26	\$75,877.87	\$692,281.39	100.0%	\$692,281.39	\$0.00	\$692,281.39	100.0%
2013	\$879,801.41	\$87,980.14	\$791,821.27	100.0%	\$791,821.27	\$0.00	\$791,821.27	100.0%
2014	\$711,261.52	\$64,484.65	\$646,776.87	100.0%	\$646,776.87	\$0.00	\$646,776.87	100.0%
2015	\$1,006,904.95	\$95,870.79	\$729,755.83	80.1%	\$729,755.83	\$0.00	\$729,755.83	80.1%
Total	\$17,492,453.14	\$324,213.45	\$16,986,961.36	98.9%	\$16,986,961.36	\$0.00	\$16,986,961.36	98.9%



U.S. Department of Housing and Urban Development
Office of Community Planning and Development
Integrated Disbursement and Information System
Status of HOME Grants
PINELLAS COUNTY CONSORTIUM

DATE: 12-08-16
TIME: 13:04
PAGE: 3

IDIS - PR27

Program Income for Administration (PA)

Program Year	Authorized Amount	Amount Committed to Activities	% Committed	Net Disbursed	Disbursed Pending Approval	Total Disbursed	% Disbursed
2012	\$75,877.87	\$75,877.87	100.0%	\$75,877.87	\$0.00	\$75,877.87	100.0%
2013	\$87,980.14	\$87,980.14	100.0%	\$87,980.14	\$0.00	\$87,980.14	100.0%
2014	\$64,484.65	\$64,484.65	100.0%	\$64,484.65	\$0.00	\$64,484.65	100.0%
2015	\$95,870.79	\$95,870.79	100.0%	\$75,728.76	\$0.00	\$75,728.76	78.9%
Total	\$324,213.45	\$324,213.45	100.0%	\$304,071.42	\$0.00	\$304,071.42	93.7%



U.S. Department of Housing and Urban Development
Office of Community Planning and Development
Integrated Disbursement and Information System
Status of HOME Grants
PINELLAS COUNTY CONSORTIUM

DATE: 12-08-16
TIME: 13:04
PAGE: 4

IDIS - PR27

Recaptured Homebuyer Funds (HP)

Program Year	Total Receipts	Amount Committed to Activities	% Committed	Net Disbursed	Disbursed Pending Approval	Total Disbursed	% Disbursed
2015	\$39,500.00	\$9,500.00	24.0%	\$9,500.00	\$0.00	\$9,500.00	24.0%
Total	\$39,500.00	\$9,500.00	24.0%	\$9,500.00	\$0.00	\$9,500.00	24.0%



U.S. Department of Housing and Urban Development
Office of Community Planning and Development
Integrated Disbursement and Information System
Status of HOME Grants
PINELLAS COUNTY CONSORTIUM

DATE: 12-08-16
TIME: 13:04
PAGE: 5

IDIS - PR27

Repayments to Local Account (IU)

Program Year	Total Receipts	Amount Committed to Activities	% Committed	Net Disbursed	Disbursed Pending Approval	Total Disbursed	% Disbursed
2015	\$0.00	\$0.00	0.0%	\$0.00	\$0.00	\$0.00	0.0%
Total	\$0.00	\$0.00	0.0%	\$0.00	\$0.00	\$0.00	0.0%



U.S. Department of Housing and Urban Development
Office of Community Planning and Development
Integrated Disbursement and Information System
Status of HOME Grants
PINELLAS COUNTY CONSORTIUM

DATE: 12-08-16
TIME: 13:04
PAGE: 6

IDIS - PR27

Disbursements from Treasury Account

Fiscal Year	Total Authorization	Disbursed	Returned	Net Disbursed	Disbursed Pending Approval	Total Disbursed	% Disb	Available to Disburse
1992	\$1,953,000.00	\$1,953,000.00	\$0.00	\$1,953,000.00	\$0.00	\$1,953,000.00	100.0%	\$0.00
1993	\$1,284,000.00	\$1,284,000.00	\$0.00	\$1,284,000.00	\$0.00	\$1,284,000.00	100.0%	\$0.00
1994	\$1,629,000.00	\$1,629,000.00	\$0.00	\$1,629,000.00	\$0.00	\$1,629,000.00	100.0%	\$0.00
1995	\$1,759,000.00	\$1,759,000.00	\$0.00	\$1,759,000.00	\$0.00	\$1,759,000.00	100.0%	\$0.00
1996	\$1,768,000.00	\$1,768,000.00	\$0.00	\$1,768,000.00	\$0.00	\$1,768,000.00	100.0%	\$0.00
1997	\$1,261,000.00	\$1,261,000.00	\$0.00	\$1,261,000.00	\$0.00	\$1,261,000.00	100.0%	\$0.00
1998	\$1,336,000.00	\$1,336,000.00	\$0.00	\$1,336,000.00	\$0.00	\$1,336,000.00	100.0%	\$0.00
1999	\$1,466,000.00	\$1,466,000.00	\$0.00	\$1,466,000.00	\$0.00	\$1,466,000.00	100.0%	\$0.00
2000	\$1,541,000.00	\$1,541,000.00	\$0.00	\$1,541,000.00	\$0.00	\$1,541,000.00	100.0%	\$0.00
2001	\$1,709,000.00	\$1,709,000.00	\$0.00	\$1,709,000.00	\$0.00	\$1,709,000.00	100.0%	\$0.00
2002	\$1,702,000.00	\$1,702,000.00	\$0.00	\$1,702,000.00	\$0.00	\$1,702,000.00	100.0%	\$0.00
2003	\$1,862,562.00	\$1,862,562.00	\$0.00	\$1,862,562.00	\$0.00	\$1,862,562.00	100.0%	\$0.00
2004	\$2,084,691.00	\$2,084,691.00	\$0.00	\$2,084,691.00	\$0.00	\$2,084,691.00	100.0%	\$0.00
2005	\$1,888,356.00	\$1,888,356.00	\$0.00	\$1,888,356.00	\$0.00	\$1,888,356.00	100.0%	\$0.00
2006	\$1,748,124.00	\$1,748,124.00	\$0.00	\$1,748,124.00	\$0.00	\$1,748,124.00	100.0%	\$0.00
2007	\$1,726,809.00	\$1,726,809.00	\$0.00	\$1,726,809.00	\$0.00	\$1,726,809.00	100.0%	\$0.00
2008	\$1,650,889.00	\$1,650,889.00	\$0.00	\$1,650,889.00	\$0.00	\$1,650,889.00	100.0%	\$0.00
2009	\$1,852,011.00	\$1,852,011.00	\$0.00	\$1,852,011.00	\$0.00	\$1,852,011.00	100.0%	\$0.00
2010	\$1,782,367.00	\$1,782,367.00	\$0.00	\$1,782,367.00	\$0.00	\$1,782,367.00	100.0%	\$0.00
2011	\$1,577,773.00	\$1,577,773.00	\$0.00	\$1,577,773.00	\$0.00	\$1,577,773.00	100.0%	\$0.00
2012	\$1,069,063.00	\$1,069,063.00	\$0.00	\$1,069,063.00	\$0.00	\$1,069,063.00	100.0%	\$0.00
2013	\$1,057,756.00	\$933,365.65	\$0.00	\$933,365.65	\$0.00	\$933,365.65	88.2%	\$124,390.35
2014	\$1,072,975.00	\$267,256.60	\$0.00	\$267,256.60	\$0.00	\$267,256.60	24.9%	\$805,718.40
2015	\$975,709.00	\$79,648.92	\$0.00	\$79,648.92	\$0.00	\$79,648.92	8.1%	\$896,060.08
Total	\$37,757,085.00	\$35,930,916.17	\$0.00	\$35,930,916.17	\$0.00	\$35,930,916.17	95.1%	\$1,826,168.83



U.S. Department of Housing and Urban Development
Office of Community Planning and Development
Integrated Disbursement and Information System
Status of HOME Grants
PINELLAS COUNTY CONSORTIUM

DATE: 12-08-16
TIME: 13:04
PAGE: 7

IDIS - PR27

Home Activities Commitments/Disbursements from Treasury Account

Fiscal Year	Authorized for Activities	Amount Committed to Activities	% Cmtd	Disbursed	Returned	Net Disbursed	% Net Disb	Disbursed Pending Approval	Total Disbursed	% Disb
1992	\$1,953,000.00	\$1,953,000.00	100.0%	\$1,953,000.00	\$0.00	\$1,953,000.00	100.0%	\$0.00	\$1,953,000.00	100.0%
1993	\$1,175,647.27	\$1,175,647.27	100.0%	\$1,175,647.27	\$0.00	\$1,175,647.27	100.0%	\$0.00	\$1,175,647.27	100.0%
1994	\$1,605,763.52	\$1,605,763.52	100.0%	\$1,605,763.52	\$0.00	\$1,605,763.52	100.0%	\$0.00	\$1,605,763.52	100.0%
1995	\$1,759,000.00	\$1,759,000.00	100.0%	\$1,759,000.00	\$0.00	\$1,759,000.00	100.0%	\$0.00	\$1,759,000.00	100.0%
1996	\$1,768,000.00	\$1,768,000.00	100.0%	\$1,768,000.00	\$0.00	\$1,768,000.00	100.0%	\$0.00	\$1,768,000.00	100.0%
1997	\$1,108,500.00	\$1,108,500.00	100.0%	\$1,108,500.00	\$0.00	\$1,108,500.00	100.0%	\$0.00	\$1,108,500.00	100.0%
1998	\$1,202,400.00	\$1,202,400.00	100.0%	\$1,202,400.00	\$0.00	\$1,202,400.00	100.0%	\$0.00	\$1,202,400.00	100.0%
1999	\$1,319,400.00	\$1,319,400.00	100.0%	\$1,319,400.00	\$0.00	\$1,319,400.00	100.0%	\$0.00	\$1,319,400.00	100.0%
2000	\$1,352,303.38	\$1,352,303.38	100.0%	\$1,352,303.38	\$0.00	\$1,352,303.38	100.0%	\$0.00	\$1,352,303.38	100.0%
2001	\$1,465,211.15	\$1,465,211.15	100.0%	\$1,465,211.15	\$0.00	\$1,465,211.15	100.0%	\$0.00	\$1,465,211.15	100.0%
2002	\$1,473,338.74	\$1,473,338.74	100.0%	\$1,473,338.74	\$0.00	\$1,473,338.74	100.0%	\$0.00	\$1,473,338.74	100.0%
2003	\$1,539,322.74	\$1,539,322.74	100.0%	\$1,539,322.74	\$0.00	\$1,539,322.74	100.0%	\$0.00	\$1,539,322.74	100.0%
2004	\$1,759,172.25	\$1,759,172.25	100.0%	\$1,759,172.25	\$0.00	\$1,759,172.25	100.0%	\$0.00	\$1,759,172.25	100.0%
2005	\$1,552,037.27	\$1,552,037.27	100.0%	\$1,552,037.27	\$0.00	\$1,552,037.27	100.0%	\$0.00	\$1,552,037.27	100.0%
2006	\$1,420,393.43	\$1,420,393.43	100.0%	\$1,420,393.43	\$0.00	\$1,420,393.43	100.0%	\$0.00	\$1,420,393.43	100.0%
2007	\$1,557,817.90	\$1,557,817.90	100.0%	\$1,557,817.90	\$0.00	\$1,557,817.90	100.0%	\$0.00	\$1,557,817.90	100.0%
2008	\$1,487,290.90	\$1,487,290.90	100.0%	\$1,487,290.90	\$0.00	\$1,487,290.90	100.0%	\$0.00	\$1,487,290.90	100.0%
2009	\$1,637,680.27	\$1,637,680.27	100.0%	\$1,637,680.27	\$0.00	\$1,637,680.27	100.0%	\$0.00	\$1,637,680.27	100.0%
2010	\$1,539,449.79	\$1,539,449.79	100.0%	\$1,539,449.79	\$0.00	\$1,539,449.79	100.0%	\$0.00	\$1,539,449.79	100.0%
2011	\$1,408,940.49	\$1,408,940.49	100.0%	\$1,408,940.49	\$0.00	\$1,408,940.49	100.0%	\$0.00	\$1,408,940.49	100.0%
2012	\$962,156.70	\$962,156.70	100.0%	\$962,156.70	\$0.00	\$962,156.70	100.0%	\$0.00	\$962,156.70	100.0%
2013	\$951,980.40	\$951,980.40	100.0%	\$827,590.05	\$0.00	\$827,590.05	86.9%	\$0.00	\$827,590.05	86.9%
2014	\$965,677.50	\$965,677.50	100.0%	\$159,959.10	\$0.00	\$159,959.10	16.5%	\$0.00	\$159,959.10	16.5%
2015	\$878,138.10	\$543,422.42	61.8%	\$0.00	\$0.00	\$0.00	0.0%	\$0.00	\$0.00	0.0%
Total	\$33,842,621.80	\$33,507,906.12	99.0%	\$32,034,374.95	\$0.00	\$32,034,374.95	94.6%	\$0.00	\$32,034,374.95	94.6%



U.S. Department of Housing and Urban Development
Office of Community Planning and Development
Integrated Disbursement and Information System
Status of HOME Grants
PINELLAS COUNTY CONSORTIUM

DATE: 12-08-16
TIME: 13:04
PAGE: 8

IDIS - PR27

Administrative Funds (AD)

Fiscal Year	Authorized Amount	Amount Committed	% Auth Cmtd	Balance to Commit	Total Disbursed	% Auth Disb	Available to Disburse
1992	\$0.00	\$0.00	0.0%	\$0.00	\$0.00	0.0%	\$0.00
1993	\$108,352.73	\$108,352.73	100.0%	\$0.00	\$108,352.73	100.0%	\$0.00
1994	\$23,236.48	\$23,236.48	100.0%	\$0.00	\$23,236.48	100.0%	\$0.00
1995	\$0.00	\$0.00	0.0%	\$0.00	\$0.00	0.0%	\$0.00
1996	\$0.00	\$0.00	0.0%	\$0.00	\$0.00	0.0%	\$0.00
1997	\$152,500.00	\$152,500.00	100.0%	\$0.00	\$152,500.00	100.0%	\$0.00
1998	\$133,600.00	\$133,600.00	100.0%	\$0.00	\$133,600.00	100.0%	\$0.00
1999	\$146,600.00	\$146,600.00	100.0%	\$0.00	\$146,600.00	100.0%	\$0.00
2000	\$188,696.62	\$188,696.62	100.0%	\$0.00	\$188,696.62	100.0%	\$0.00
2001	\$243,788.85	\$243,788.85	100.0%	\$0.00	\$243,788.85	100.0%	\$0.00
2002	\$228,661.26	\$228,661.26	100.0%	\$0.00	\$228,661.26	100.0%	\$0.00
2003	\$323,239.26	\$323,239.26	100.0%	\$0.00	\$323,239.26	100.0%	\$0.00
2004	\$325,518.75	\$325,518.75	100.0%	\$0.00	\$325,518.75	100.0%	\$0.00
2005	\$336,318.73	\$336,318.73	100.0%	\$0.00	\$336,318.73	100.0%	\$0.00
2006	\$327,730.57	\$327,730.57	100.0%	\$0.00	\$327,730.57	100.0%	\$0.00
2007	\$168,991.10	\$168,991.10	100.0%	\$0.00	\$168,991.10	100.0%	\$0.00
2008	\$163,598.10	\$163,598.10	100.0%	\$0.00	\$163,598.10	100.0%	\$0.00
2009	\$214,330.73	\$214,330.73	100.0%	\$0.00	\$214,330.73	100.0%	\$0.00
2010	\$242,917.21	\$242,917.21	100.0%	\$0.00	\$242,917.21	100.0%	\$0.00
2011	\$168,832.51	\$168,832.51	100.0%	\$0.00	\$168,832.51	100.0%	\$0.00
2012	\$106,906.30	\$106,906.30	100.0%	\$0.00	\$106,906.30	100.0%	\$0.00
2013	\$105,775.60	\$105,775.60	100.0%	\$0.00	\$105,775.60	100.0%	\$0.00
2014	\$107,297.50	\$107,297.50	100.0%	\$0.00	\$107,297.50	100.0%	\$0.00
2015	\$97,570.90	\$97,570.90	100.0%	\$0.00	\$79,648.92	81.6%	\$17,921.98
Total	\$3,914,463.20	\$3,914,463.20	100.0%	\$0.00	\$3,896,541.22	99.5%	\$17,921.98



U.S. Department of Housing and Urban Development
Office of Community Planning and Development
Integrated Disbursement and Information System
Status of HOME Grants
PINELLAS COUNTY CONSORTIUM

DATE: 12-08-16
TIME: 13:04
PAGE: 9

IDIS - PR27

CHDO Operating Funds (CO)

Fiscal Year	Authorized Amount	Amount Committed	% Auth Cmtd	Balance to Commit	Total Disbursed	% Auth Disb	Available to Disburse
1992	\$0.00	\$0.00	0.0%	\$0.00	\$0.00	0.0%	\$0.00
1993	\$0.00	\$0.00	0.0%	\$0.00	\$0.00	0.0%	\$0.00
1994	\$0.00	\$0.00	0.0%	\$0.00	\$0.00	0.0%	\$0.00
1995	\$0.00	\$0.00	0.0%	\$0.00	\$0.00	0.0%	\$0.00
1996	\$0.00	\$0.00	0.0%	\$0.00	\$0.00	0.0%	\$0.00
1997	\$0.00	\$0.00	0.0%	\$0.00	\$0.00	0.0%	\$0.00
1998	\$0.00	\$0.00	0.0%	\$0.00	\$0.00	0.0%	\$0.00
1999	\$0.00	\$0.00	0.0%	\$0.00	\$0.00	0.0%	\$0.00
2000	\$0.00	\$0.00	0.0%	\$0.00	\$0.00	0.0%	\$0.00
2001	\$0.00	\$0.00	0.0%	\$0.00	\$0.00	0.0%	\$0.00
2002	\$0.00	\$0.00	0.0%	\$0.00	\$0.00	0.0%	\$0.00
2003	\$0.00	\$0.00	0.0%	\$0.00	\$0.00	0.0%	\$0.00
2004	\$0.00	\$0.00	0.0%	\$0.00	\$0.00	0.0%	\$0.00
2005	\$0.00	\$0.00	0.0%	\$0.00	\$0.00	0.0%	\$0.00
2006	\$0.00	\$0.00	0.0%	\$0.00	\$0.00	0.0%	\$0.00
2007	\$0.00	\$0.00	0.0%	\$0.00	\$0.00	0.0%	\$0.00
2008	\$0.00	\$0.00	0.0%	\$0.00	\$0.00	0.0%	\$0.00
2009	\$0.00	\$0.00	0.0%	\$0.00	\$0.00	0.0%	\$0.00
2010	\$0.00	\$0.00	0.0%	\$0.00	\$0.00	0.0%	\$0.00
2011	\$0.00	\$0.00	0.0%	\$0.00	\$0.00	0.0%	\$0.00
2012	\$0.00	\$0.00	0.0%	\$0.00	\$0.00	0.0%	\$0.00
2013	\$0.00	\$0.00	0.0%	\$0.00	\$0.00	0.0%	\$0.00
2014	\$0.00	\$0.00	0.0%	\$0.00	\$0.00	0.0%	\$0.00
2015	\$0.00	\$0.00	0.0%	\$0.00	\$0.00	0.0%	\$0.00
Total	\$0.00	\$0.00	0.0%	\$0.00	\$0.00	0.0%	\$0.00



U.S. Department of Housing and Urban Development
Office of Community Planning and Development
Integrated Disbursement and Information System
Status of HOME Grants
PINELLAS COUNTY CONSORTIUM

DATE: 12-08-16
TIME: 13:04
PAGE: 10

IDIS - PR27

CHDO Funds (CR)

Fiscal Year	CHDO Requirement	Authorized Amount	Amount Suballocated to CL/CC	Amount Subgranted to CHDOS	Balance to Subgrant	Funds Committed to Activities	% Subg Cmtd	Balance to Commit	Total Disbursed	% Subg Disb	Available to Disburse
1992	\$292,950.00	\$292,950.00	\$0.00	\$292,950.00	\$0.00	\$292,950.00	100.0%	\$0.00	\$292,950.00	100.0%	\$0.00
1993	\$192,600.00	\$192,600.00	\$0.00	\$192,600.00	\$0.00	\$192,600.00	100.0%	\$0.00	\$192,600.00	100.0%	\$0.00
1994	\$244,350.00	\$244,350.00	\$0.00	\$244,350.00	\$0.00	\$244,350.00	100.0%	\$0.00	\$244,350.00	100.0%	\$0.00
1995	\$263,850.00	\$265,000.00	\$0.00	\$265,000.00	\$0.00	\$265,000.00	100.0%	\$0.00	\$265,000.00	100.0%	\$0.00
1996	\$265,200.00	\$1,108,842.23	\$0.00	\$1,108,842.23	\$0.00	\$1,108,842.23	100.0%	\$0.00	\$1,108,842.23	100.0%	\$0.00
1997	\$189,150.00	\$189,150.00	\$0.00	\$189,150.00	\$0.00	\$189,150.00	100.0%	\$0.00	\$189,150.00	100.0%	\$0.00
1998	\$200,400.00	\$752,291.00	\$0.00	\$752,291.00	\$0.00	\$752,291.00	100.0%	\$0.00	\$752,291.00	100.0%	\$0.00
1999	\$219,900.00	\$836,104.10	\$0.00	\$836,104.10	\$0.00	\$836,104.10	100.0%	\$0.00	\$836,104.10	100.0%	\$0.00
2000	\$231,150.00	\$443,690.00	\$0.00	\$443,690.00	\$0.00	\$443,690.00	100.0%	\$0.00	\$443,690.00	100.0%	\$0.00
2001	\$256,350.00	\$272,674.58	\$0.00	\$272,674.58	\$0.00	\$272,674.58	100.0%	\$0.00	\$272,674.58	100.0%	\$0.00
2002	\$255,300.00	\$1,201,000.00	\$0.00	\$1,201,000.00	\$0.00	\$1,201,000.00	100.0%	\$0.00	\$1,201,000.00	100.0%	\$0.00
2003	\$279,384.30	\$279,384.30	\$0.00	\$279,384.30	\$0.00	\$279,384.30	100.0%	\$0.00	\$279,384.30	100.0%	\$0.00
2004	\$276,767.85	\$589,919.43	\$0.00	\$589,919.43	\$0.00	\$589,919.43	100.0%	\$0.00	\$589,919.43	100.0%	\$0.00
2005	\$272,161.65	\$318,061.23	\$0.00	\$318,061.23	\$0.00	\$318,061.23	100.0%	\$0.00	\$318,061.23	100.0%	\$0.00
2006	\$256,683.90	\$256,683.90	\$0.00	\$256,683.90	\$0.00	\$256,683.90	100.0%	\$0.00	\$256,683.90	100.0%	\$0.00
2007	\$253,486.65	\$1,467,980.81	\$0.00	\$1,467,980.81	\$0.00	\$1,467,980.81	100.0%	\$0.00	\$1,467,980.81	100.0%	\$0.00
2008	\$245,397.15	\$245,397.15	\$0.00	\$245,397.15	\$0.00	\$245,397.15	100.0%	\$0.00	\$245,397.15	100.0%	\$0.00
2009	\$277,801.65	\$277,801.65	\$0.00	\$277,801.65	\$0.00	\$277,801.65	100.0%	\$0.00	\$277,801.65	100.0%	\$0.00
2010	\$267,355.05	\$267,355.05	\$0.00	\$267,355.05	\$0.00	\$267,355.05	100.0%	\$0.00	\$267,355.05	100.0%	\$0.00
2011	\$236,665.95	\$236,665.95	\$0.00	\$236,665.95	\$0.00	\$236,665.95	100.0%	\$0.00	\$236,665.95	100.0%	\$0.00
2012	\$0.00	\$0.00	\$0.00	\$0.00	\$0.00	\$0.00	0.0%	\$0.00	\$0.00	0.0%	\$0.00
2013	\$158,663.40	\$594,892.04	\$0.00	\$594,892.04	\$0.00	\$594,892.04	100.0%	\$0.00	\$594,892.04	100.0%	\$0.00
2014	\$160,946.25	\$160,946.25	\$0.00	\$160,946.25	\$0.00	\$160,946.25	100.0%	\$0.00	\$159,959.10	99.3%	\$987.15
2015	\$146,356.35	\$146,357.00	\$0.00	\$146,357.00	\$0.00	\$146,357.00	100.0%	\$0.00	\$0.00	0.0%	\$146,357.00
Total	\$5,442,870.15	\$10,640,096.67	\$0.00	\$10,640,096.67	\$0.00	\$10,640,096.67	100.0%	\$0.00	\$10,492,752.52	98.6%	\$147,344.15



U.S. Department of Housing and Urban Development
Office of Community Planning and Development
Integrated Disbursement and Information System
Status of HOME Grants
PINELLAS COUNTY CONSORTIUM

DATE: 12-08-16
TIME: 13:04
PAGE: 11

IDIS - PR27

CHDO Loans (CL)

Fiscal Year	Authorized Amount	Amount Subgranted	Amount Committed	% Auth Cmt'd	Balance to Commit	Total Disbursed	% Auth Disb	Available to Disburse
1992	\$0.00	\$0.00	\$0.00	0.0%	\$0.00	\$0.00	0.0%	\$0.00
1993	\$0.00	\$0.00	\$0.00	0.0%	\$0.00	\$0.00	0.0%	\$0.00
1994	\$0.00	\$0.00	\$0.00	0.0%	\$0.00	\$0.00	0.0%	\$0.00
1995	\$0.00	\$0.00	\$0.00	0.0%	\$0.00	\$0.00	0.0%	\$0.00
1996	\$0.00	\$0.00	\$0.00	0.0%	\$0.00	\$0.00	0.0%	\$0.00
1997	\$0.00	\$0.00	\$0.00	0.0%	\$0.00	\$0.00	0.0%	\$0.00
1998	\$0.00	\$0.00	\$0.00	0.0%	\$0.00	\$0.00	0.0%	\$0.00
1999	\$0.00	\$0.00	\$0.00	0.0%	\$0.00	\$0.00	0.0%	\$0.00
2000	\$0.00	\$0.00	\$0.00	0.0%	\$0.00	\$0.00	0.0%	\$0.00
2001	\$0.00	\$0.00	\$0.00	0.0%	\$0.00	\$0.00	0.0%	\$0.00
2002	\$0.00	\$0.00	\$0.00	0.0%	\$0.00	\$0.00	0.0%	\$0.00
2003	\$0.00	\$0.00	\$0.00	0.0%	\$0.00	\$0.00	0.0%	\$0.00
2004	\$0.00	\$0.00	\$0.00	0.0%	\$0.00	\$0.00	0.0%	\$0.00
2005	\$0.00	\$0.00	\$0.00	0.0%	\$0.00	\$0.00	0.0%	\$0.00
2006	\$0.00	\$0.00	\$0.00	0.0%	\$0.00	\$0.00	0.0%	\$0.00
2007	\$0.00	\$0.00	\$0.00	0.0%	\$0.00	\$0.00	0.0%	\$0.00
2008	\$0.00	\$0.00	\$0.00	0.0%	\$0.00	\$0.00	0.0%	\$0.00
2009	\$0.00	\$0.00	\$0.00	0.0%	\$0.00	\$0.00	0.0%	\$0.00
2010	\$0.00	\$0.00	\$0.00	0.0%	\$0.00	\$0.00	0.0%	\$0.00
2011	\$0.00	\$0.00	\$0.00	0.0%	\$0.00	\$0.00	0.0%	\$0.00
2012	\$0.00	\$0.00	\$0.00	0.0%	\$0.00	\$0.00	0.0%	\$0.00
2013	\$0.00	\$0.00	\$0.00	0.0%	\$0.00	\$0.00	0.0%	\$0.00
2014	\$0.00	\$0.00	\$0.00	0.0%	\$0.00	\$0.00	0.0%	\$0.00
2015	\$0.00	\$0.00	\$0.00	0.0%	\$0.00	\$0.00	0.0%	\$0.00
Total	\$0.00	\$0.00	\$0.00	0.0%	\$0.00	\$0.00	0.0%	\$0.00



U.S. Department of Housing and Urban Development
Office of Community Planning and Development
Integrated Disbursement and Information System
Status of HOME Grants
PINELLAS COUNTY CONSORTIUM

DATE: 12-08-16
TIME: 13:04
PAGE: 12

IDIS - PR27

CHDO Capacity (CC)

Fiscal Year	Authorized Amount	Amount Subgranted	Amount Committed	% Auth Cmtd	Balance to Commit	Total Disbursed	% Auth Disb	Available to Disburse
1992	\$0.00	\$0.00	\$0.00	0.0%	\$0.00	\$0.00	0.0%	\$0.00
1993	\$0.00	\$0.00	\$0.00	0.0%	\$0.00	\$0.00	0.0%	\$0.00
1994	\$0.00	\$0.00	\$0.00	0.0%	\$0.00	\$0.00	0.0%	\$0.00
1995	\$0.00	\$0.00	\$0.00	0.0%	\$0.00	\$0.00	0.0%	\$0.00
1996	\$0.00	\$0.00	\$0.00	0.0%	\$0.00	\$0.00	0.0%	\$0.00
1997	\$0.00	\$0.00	\$0.00	0.0%	\$0.00	\$0.00	0.0%	\$0.00
1998	\$0.00	\$0.00	\$0.00	0.0%	\$0.00	\$0.00	0.0%	\$0.00
1999	\$0.00	\$0.00	\$0.00	0.0%	\$0.00	\$0.00	0.0%	\$0.00
2000	\$0.00	\$0.00	\$0.00	0.0%	\$0.00	\$0.00	0.0%	\$0.00
2001	\$0.00	\$0.00	\$0.00	0.0%	\$0.00	\$0.00	0.0%	\$0.00
2002	\$0.00	\$0.00	\$0.00	0.0%	\$0.00	\$0.00	0.0%	\$0.00
2003	\$0.00	\$0.00	\$0.00	0.0%	\$0.00	\$0.00	0.0%	\$0.00
2004	\$0.00	\$0.00	\$0.00	0.0%	\$0.00	\$0.00	0.0%	\$0.00
2005	\$0.00	\$0.00	\$0.00	0.0%	\$0.00	\$0.00	0.0%	\$0.00
2006	\$0.00	\$0.00	\$0.00	0.0%	\$0.00	\$0.00	0.0%	\$0.00
2007	\$0.00	\$0.00	\$0.00	0.0%	\$0.00	\$0.00	0.0%	\$0.00
2008	\$0.00	\$0.00	\$0.00	0.0%	\$0.00	\$0.00	0.0%	\$0.00
2009	\$0.00	\$0.00	\$0.00	0.0%	\$0.00	\$0.00	0.0%	\$0.00
2010	\$0.00	\$0.00	\$0.00	0.0%	\$0.00	\$0.00	0.0%	\$0.00
2011	\$0.00	\$0.00	\$0.00	0.0%	\$0.00	\$0.00	0.0%	\$0.00
2012	\$0.00	\$0.00	\$0.00	0.0%	\$0.00	\$0.00	0.0%	\$0.00
2013	\$0.00	\$0.00	\$0.00	0.0%	\$0.00	\$0.00	0.0%	\$0.00
2014	\$0.00	\$0.00	\$0.00	0.0%	\$0.00	\$0.00	0.0%	\$0.00
2015	\$0.00	\$0.00	\$0.00	0.0%	\$0.00	\$0.00	0.0%	\$0.00
Total	\$0.00	\$0.00	\$0.00	0.0%	\$0.00	\$0.00	0.0%	\$0.00



U.S. Department of Housing and Urban Development
Office of Community Planning and Development
Integrated Disbursement and Information System
Status of HOME Grants
PINELLAS COUNTY CONSORTIUM

DATE: 12-08-16
TIME: 13:04
PAGE: 13

IDIS - PR27

Reservations to State Recipients and Sub-recipients (SU)

Fiscal Year	Authorized Amount	Amount Subgranted to Other Entities	Amount Committed	% Auth Cmtd	Balance to Commit	Total Disbursed	% Auth Disb	Available to Disburse
1992	\$0.00	\$0.00	\$0.00	0.0%	\$0.00	\$0.00	0.0%	\$0.00
1993	\$332,997.44	\$332,997.44	\$332,997.44	100.0%	\$0.00	\$332,997.44	100.0%	\$0.00
1994	\$521,340.23	\$521,340.23	\$521,340.23	100.0%	\$0.00	\$521,340.23	100.0%	\$0.00
1995	\$0.00	\$0.00	\$0.00	0.0%	\$0.00	\$0.00	0.0%	\$0.00
1996	\$0.00	\$0.00	\$0.00	0.0%	\$0.00	\$0.00	0.0%	\$0.00
1997	\$0.00	\$0.00	\$0.00	0.0%	\$0.00	\$0.00	0.0%	\$0.00
1998	\$0.00	\$0.00	\$0.00	0.0%	\$0.00	\$0.00	0.0%	\$0.00
1999	\$0.00	\$0.00	\$0.00	0.0%	\$0.00	\$0.00	0.0%	\$0.00
2000	\$0.00	\$0.00	\$0.00	0.0%	\$0.00	\$0.00	0.0%	\$0.00
2001	\$0.00	\$0.00	\$0.00	0.0%	\$0.00	\$0.00	0.0%	\$0.00
2002	\$0.00	\$0.00	\$0.00	0.0%	\$0.00	\$0.00	0.0%	\$0.00
2003	\$0.00	\$0.00	\$0.00	0.0%	\$0.00	\$0.00	0.0%	\$0.00
2004	\$0.00	\$0.00	\$0.00	0.0%	\$0.00	\$0.00	0.0%	\$0.00
2005	\$0.00	\$0.00	\$0.00	0.0%	\$0.00	\$0.00	0.0%	\$0.00
2006	\$0.00	\$0.00	\$0.00	0.0%	\$0.00	\$0.00	0.0%	\$0.00
2007	\$0.00	\$0.00	\$0.00	0.0%	\$0.00	\$0.00	0.0%	\$0.00
2008	\$0.00	\$0.00	\$0.00	0.0%	\$0.00	\$0.00	0.0%	\$0.00
2009	\$0.00	\$0.00	\$0.00	0.0%	\$0.00	\$0.00	0.0%	\$0.00
2010	\$0.00	\$0.00	\$0.00	0.0%	\$0.00	\$0.00	0.0%	\$0.00
2011	\$0.00	\$0.00	\$0.00	0.0%	\$0.00	\$0.00	0.0%	\$0.00
2012	\$0.00	\$0.00	\$0.00	0.0%	\$0.00	\$0.00	0.0%	\$0.00
2013	\$0.00	\$0.00	\$0.00	0.0%	\$0.00	\$0.00	0.0%	\$0.00
2014	\$0.00	\$0.00	\$0.00	0.0%	\$0.00	\$0.00	0.0%	\$0.00
2015	\$0.00	\$0.00	\$0.00	0.0%	\$0.00	\$0.00	0.0%	\$0.00
Total	\$854,337.67	\$854,337.67	\$854,337.67	100.0%	\$0.00	\$854,337.67	100.0%	\$0.00



U.S. Department of Housing and Urban Development
Office of Community Planning and Development
Integrated Disbursement and Information System
Status of HOME Grants
PINELLAS COUNTY CONSORTIUM

DATE: 12-08-16
TIME: 13:04
PAGE: 14

IDIS - PR27

Total Program Funds

Fiscal Year	Total Authorization	Local Account Funds	Committed Amount	Net Disbursed for Activities	Net Disbursed for Admin/CHDO OP	Net Disbursed	Disbursed Pending Approval	Total Disbursed	Available to Disburse
1992	\$1,953,000.00	\$0.00	\$1,953,000.00	\$1,953,000.00	\$0.00	\$1,953,000.00	\$0.00	\$1,953,000.00	\$0.00
1993	\$1,284,000.00	\$0.00	\$1,175,647.27	\$1,175,647.27	\$108,352.73	\$1,284,000.00	\$0.00	\$1,284,000.00	\$0.00
1994	\$1,629,000.00	\$0.00	\$1,605,763.52	\$1,605,763.52	\$23,236.48	\$1,629,000.00	\$0.00	\$1,629,000.00	\$0.00
1995	\$1,759,000.00	\$0.00	\$1,759,000.00	\$1,759,000.00	\$0.00	\$1,759,000.00	\$0.00	\$1,759,000.00	\$0.00
1996	\$1,768,000.00	\$688,764.45	\$2,456,764.45	\$2,456,764.45	\$0.00	\$2,456,764.45	\$0.00	\$2,456,764.45	\$0.00
1997	\$1,261,000.00	\$896,465.80	\$2,004,965.80	\$2,004,965.80	\$152,500.00	\$2,157,465.80	\$0.00	\$2,157,465.80	\$0.00
1998	\$1,336,000.00	\$457,827.49	\$1,660,227.49	\$1,660,227.49	\$133,600.00	\$1,793,827.49	\$0.00	\$1,793,827.49	\$0.00
1999	\$1,466,000.00	\$406,417.60	\$1,725,817.60	\$1,725,817.60	\$146,600.00	\$1,872,417.60	\$0.00	\$1,872,417.60	\$0.00
2000	\$1,541,000.00	\$626,651.23	\$1,978,954.61	\$1,978,954.61	\$188,696.62	\$2,167,651.23	\$0.00	\$2,167,651.23	\$0.00
2001	\$1,709,000.00	\$780,931.00	\$2,246,142.15	\$2,246,142.15	\$243,788.85	\$2,489,931.00	\$0.00	\$2,489,931.00	\$0.00
2002	\$1,702,000.00	\$921,228.20	\$2,394,566.94	\$2,394,566.94	\$228,661.26	\$2,623,228.20	\$0.00	\$2,623,228.20	\$0.00
2003	\$1,862,562.00	\$1,369,830.64	\$2,909,153.38	\$2,909,153.38	\$323,239.26	\$3,232,392.64	\$0.00	\$3,232,392.64	\$0.00
2004	\$2,084,691.00	\$1,368,346.08	\$3,127,518.33	\$3,127,518.33	\$325,518.75	\$3,453,037.08	\$0.00	\$3,453,037.08	\$0.00
2005	\$1,888,356.00	\$1,800,683.17	\$3,352,720.44	\$3,352,720.44	\$336,318.73	\$3,689,039.17	\$0.00	\$3,689,039.17	\$0.00
2006	\$1,748,124.00	\$1,667,798.22	\$3,088,191.65	\$3,088,191.65	\$327,730.57	\$3,415,922.22	\$0.00	\$3,415,922.22	\$0.00
2007	\$1,726,809.00	\$618,495.91	\$2,176,313.81	\$2,176,313.81	\$168,991.10	\$2,345,304.91	\$0.00	\$2,345,304.91	\$0.00
2008	\$1,650,889.00	\$446,951.56	\$1,934,242.46	\$1,934,242.46	\$163,598.10	\$2,097,840.56	\$0.00	\$2,097,840.56	\$0.00
2009	\$1,852,011.00	\$650,602.59	\$2,288,282.86	\$2,288,282.86	\$214,330.73	\$2,502,613.59	\$0.00	\$2,502,613.59	\$0.00
2010	\$1,782,367.00	\$646,805.12	\$2,186,254.91	\$2,186,254.91	\$242,917.21	\$2,429,172.12	\$0.00	\$2,429,172.12	\$0.00
2011	\$1,577,773.00	\$778,526.94	\$2,187,467.43	\$2,187,467.43	\$168,832.51	\$2,356,299.94	\$0.00	\$2,356,299.94	\$0.00
2012	\$1,069,063.00	\$768,159.26	\$1,730,315.96	\$1,730,315.96	\$106,906.30	\$1,837,222.26	\$0.00	\$1,837,222.26	\$0.00
2013	\$1,057,756.00	\$879,801.41	\$1,831,781.81	\$1,707,391.46	\$105,775.60	\$1,813,167.06	\$0.00	\$1,813,167.06	\$124,390.35
2014	\$1,072,975.00	\$711,261.52	\$1,676,939.02	\$871,220.62	\$107,297.50	\$978,518.12	\$0.00	\$978,518.12	\$805,718.40
2015	\$975,709.00	\$1,046,404.95	\$1,378,549.04	\$814,984.59	\$79,648.92	\$894,633.51	\$0.00	\$894,633.51	\$1,127,480.44
Total	\$37,757,085.00	\$17,531,953.14	\$50,828,580.93	\$49,334,907.73	\$3,896,541.22	\$53,231,448.95	\$0.00	\$53,231,448.95	\$2,057,589.19



U.S. Department of Housing and Urban Development
Office of Community Planning and Development
Integrated Disbursement and Information System
Status of HOME Grants
PINELLAS COUNTY CONSORTIUM

DATE: 12-08-16
TIME: 13:04
PAGE: 15

IDIS - PR27

Total Program Percent

Fiscal Year	Total Authorization	Local Account Funds	% Committed for Activities	% Disb for Activities	% Disb for Admin/CHDO OP	% Net Disbursed	% Disbursed Pending Approval	% Total Disbursed	% Available to Disburse
1992	\$1,953,000.00	\$0.00	100.0%	100.0%	0.0%	100.0%	0.0%	100.0%	0.0%
1993	\$1,284,000.00	\$0.00	91.5%	91.5%	8.4%	100.0%	0.0%	100.0%	0.0%
1994	\$1,629,000.00	\$0.00	98.5%	98.5%	1.4%	100.0%	0.0%	100.0%	0.0%
1995	\$1,759,000.00	\$0.00	100.0%	100.0%	0.0%	100.0%	0.0%	100.0%	0.0%
1996	\$1,768,000.00	\$688,764.45	100.0%	100.0%	0.0%	100.0%	0.0%	100.0%	0.0%
1997	\$1,261,000.00	\$896,465.80	92.9%	92.9%	12.0%	100.0%	0.0%	100.0%	0.0%
1998	\$1,336,000.00	\$457,827.49	92.5%	92.5%	10.0%	100.0%	0.0%	100.0%	0.0%
1999	\$1,466,000.00	\$406,417.60	92.1%	92.1%	10.0%	100.0%	0.0%	100.0%	0.0%
2000	\$1,541,000.00	\$626,651.23	91.2%	91.2%	12.2%	100.0%	0.0%	100.0%	0.0%
2001	\$1,709,000.00	\$780,931.00	90.2%	90.2%	14.2%	100.0%	0.0%	100.0%	0.0%
2002	\$1,702,000.00	\$921,228.20	91.2%	91.2%	13.4%	100.0%	0.0%	100.0%	0.0%
2003	\$1,862,562.00	\$1,369,830.64	90.0%	90.0%	17.3%	100.0%	0.0%	100.0%	0.0%
2004	\$2,084,691.00	\$1,368,346.08	90.5%	90.5%	15.6%	100.0%	0.0%	100.0%	0.0%
2005	\$1,888,356.00	\$1,800,683.17	90.8%	90.8%	17.8%	100.0%	0.0%	100.0%	0.0%
2006	\$1,748,124.00	\$1,667,798.22	90.4%	90.4%	18.7%	100.0%	0.0%	100.0%	0.0%
2007	\$1,726,809.00	\$618,495.91	92.7%	92.7%	9.7%	100.0%	0.0%	100.0%	0.0%
2008	\$1,650,889.00	\$446,951.56	92.2%	92.2%	9.9%	100.0%	0.0%	100.0%	0.0%
2009	\$1,852,011.00	\$650,602.59	91.4%	91.4%	11.5%	100.0%	0.0%	100.0%	0.0%
2010	\$1,782,367.00	\$646,805.12	90.0%	90.0%	13.6%	100.0%	0.0%	100.0%	0.0%
2011	\$1,577,773.00	\$778,526.94	92.8%	92.8%	10.7%	100.0%	0.0%	100.0%	0.0%
2012	\$1,069,063.00	\$768,159.26	94.1%	94.1%	10.0%	100.0%	0.0%	100.0%	0.0%
2013	\$1,057,756.00	\$879,801.41	94.5%	88.1%	10.0%	93.5%	0.0%	93.5%	6.4%
2014	\$1,072,975.00	\$711,261.52	93.9%	48.8%	10.0%	54.8%	0.0%	54.8%	45.1%
2015	\$975,709.00	\$1,046,404.95	68.1%	40.3%	8.1%	44.2%	0.0%	44.2%	55.7%
Total	\$37,757,085.00	\$17,531,953.14	91.9%	89.2%	10.3%	96.2%	0.0%	96.2%	3.7%

[illegible]

[illegible]

[illegible]

[illegible]

Create Suitable Living			Provide Decent Housing			Create Economic Opportunities			Total
Access	Afford	Sustain	Access	Afford	Sustain	Access	Afford	Sustain	

[illegible]

Create Suitable Living			Provide Decent Housing			Create Economic Opportunities			Total
Access	Afford	Sustain	Access	Afford	Sustain	Access	Afford	Sustain	

Create Suitable Living			Provide Decent Housing			Create Economic Opportunities			Total
Access	Afford	Sustain	Access	Afford	Sustain	Access	Afford	Sustain	

[illegible]

[illegible]

[illegible]

Create Suitable Living			Provide Decent Housing			Create Economic Opportunities			Total
Access	Afford	Sustain	Access	Afford	Sustain	Access	Afford	Sustain	

[illegible]

[illegible][illegible][illegible]



U.S. Department of Housing and Urban Development
Office of Community Planning and Development
Integrated Disbursement and Information System
PR91 - ESG Financial Summary
PINELLAS COUNTY, FL
2013

DATE: 12-08-16
TIME: 13:10
PAGE: 1

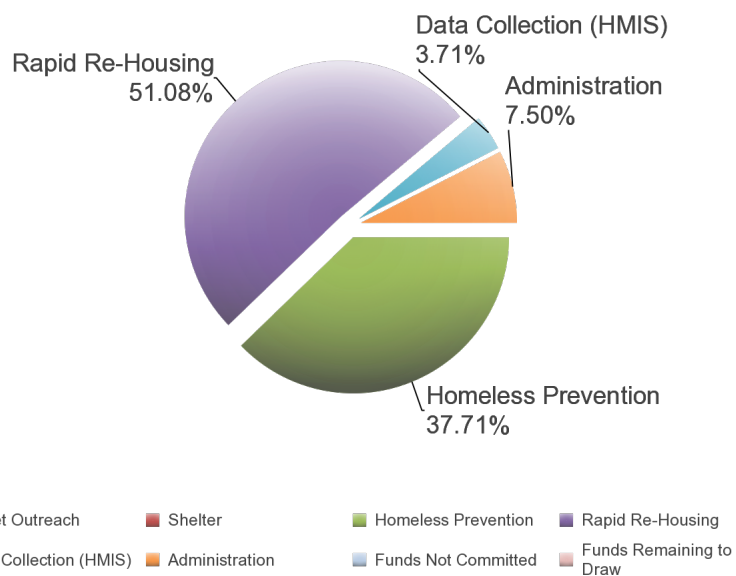
ESG Program Level Summary

Grant Number	Total Grant Amount	Total Funds Committed	Total Funds Available to Commit	% of Grant Funds Not Committed	Grant Funds Drawn	% of Grant Funds Drawn	Available to Draw	% Remaining to Draw
E13UC120018	\$174,337.00	\$174,337.00	\$0.00	0.00%	\$174,337.00	100.00%	\$0.00	0.00%

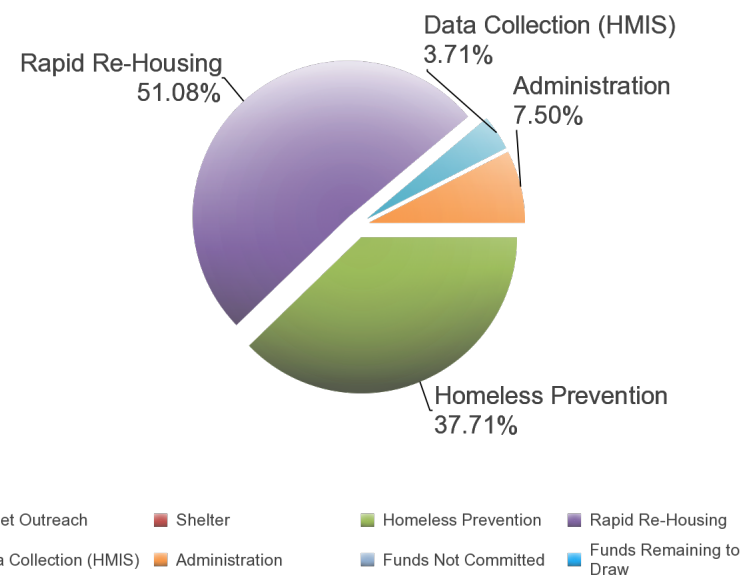
ESG Program Components

Activity Type	Total Committed to Activities	% of Grant Committed	Drawn Amount	% of Grant Drawn
Street Outreach	\$0.00	0.00%	\$0.00	0.00%
Shelter	\$0.00	0.00%	\$0.00	0.00%
Homeless Prevention	\$65,748.57	37.71%	\$65,748.57	37.71%
Rapid Re-Housing	\$89,051.07	51.08%	\$89,051.07	51.08%
Data Collection (HMIS)	\$6,463.26	3.71%	\$6,463.26	3.71%
Administration	\$13,074.10	7.50%	\$13,074.10	7.50%
Funds Not Committed	\$0.00	0.00%	\$0.00	0.00%
Funds Remaining to Draw	\$0.00	0.00%	\$0.00	0.00%
Total	\$174,337.00	100.00%	\$174,337.00	100.00%

Funds Committed



Funds Drawn





U.S. Department of Housing and Urban Development
Office of Community Planning and Development
Integrated Disbursement and Information System
PR91 - ESG Financial Summary
PINELLAS COUNTY, FL
2013

DATE: 12-08-16
TIME: 13:10
PAGE: 2

24-Month Grant Expenditure Deadline

All of the recipient's grant must be expended for eligible activity costs within 24 months after the date HUD signs the grant agreement with the recipient. Expenditure means either an actual cash disbursement for a direct charge for a good or service or an indirect cost or the accrual of a direct charge for a good or service or an indirect cost. This report uses draws in IDIS to measure expenditures. HUD allocated Fiscal Year 2011 ESG funds in two allocations. For FY2011, this Obligation Date is the date of the first allocation. This report does not list the Obligation Date, does not calculate the Expenditure Deadline, and does not track the Days Remaining for the FY 2011 second allocation.

Grant Amount: \$174,337.00

Grant Number	Draws to Date	HUD Obligation Date	Expenditure Deadline	Days Remaining to Meet Requirement Date	Expenditures Required
E13UC120018	\$174,337.00	09/24/2013	09/24/2015	(441)	\$0.00

60% Cap on Emergency Shelter and Street Outreach

The cap refers to the total amount of the recipient's fiscal year grant, allowed for emergency shelter and street outreach activities, is capped at 60 percent. This amount cannot exceed the greater of: (1) 60% of the overall grant for the year; or, (2) the amount of Fiscal Year 2010 ESG funds committed for homeless assistance activities.

Amount Committed to Shelter	Amount Committed to Street Outreach	Total Amount Committed to Shelter and Street Outreach	% Committed to Shelter and Street Outreach	2010 Funds Committed to Homeless Assistance Activities	Total Drawn for Shelter and Street Outreach	% Drawn for Shelter and Street Outreach
\$0.00	\$0.00	\$0.00	0.00%	\$125,101.00	\$0.00	0.00%

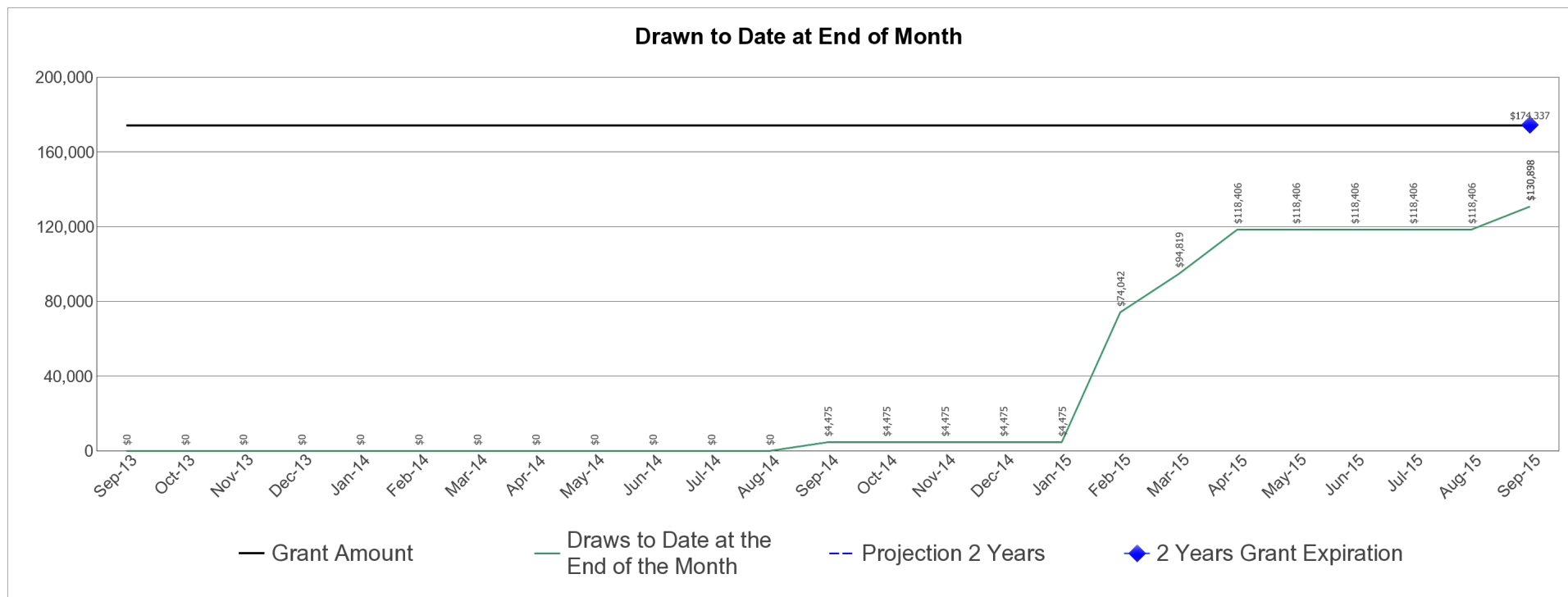


U.S. Department of Housing and Urban Development
Office of Community Planning and Development
Integrated Disbursement and Information System
PR91 - ESG Financial Summary
PINELLAS COUNTY, FL
2013

DATE: 12-08-16
TIME: 13:10
PAGE: 3

ESG Draws By Month (at the total grant level):

Grant Amount: 174,337.00



ESG Draws By Quarter (at the total grant level):

Quarter End Date	Draws for the Quarter	Draws to Date at the End of the Quarter	% Drawn for the Quarter	% Drawn to Date at End of Quarter
09/30/2013	\$0.00	\$0.00	0.00%	0.00%
12/31/2013	\$0.00	\$0.00	0.00%	0.00%
03/31/2014	\$0.00	\$0.00	0.00%	0.00%
06/30/2014	\$0.00	\$0.00	0.00%	0.00%
09/30/2014	\$4,475.02	\$4,475.02	2.57%	2.57%
12/31/2014	\$0.00	\$4,475.02	0.00%	2.57%
03/31/2015	\$90,343.76	\$94,818.78	51.82%	54.39%
06/30/2015	\$23,587.68	\$118,406.46	13.53%	67.92%
09/30/2015	\$12,491.79	\$130,898.25	7.17%	75.08%



U.S. Department of Housing and Urban Development
Office of Community Planning and Development
Integrated Disbursement and Information System
PR91 - ESG Financial Summary
PINELLAS COUNTY, FL
2013

DATE: 12-08-16
TIME: 13:10
PAGE: 4

ESG Subrecipient Commitments and Draws by Activity Category :

Subrecipient	Activity Type	Committed	Drawn
PINELLAS COUNTY	Homeless Prevention	\$65,748.57	\$65,748.57
	Rapid Re-Housing	\$89,051.07	\$89,051.07
	Data Collection (HMIS)	\$6,463.26	\$6,463.26
	Administration	\$13,074.10	\$13,074.10
	Total	\$174,337.00	\$174,337.00
	Total Remaining to be Drawn		\$0.00
	Percentage Remaining to be Drawn		0.00%



U.S. Department of Housing and Urban Development
Office of Community Planning and Development
Integrated Disbursement and Information System
PR91 - ESG Financial Summary
PINELLAS COUNTY, FL
2013

DATE: 12-08-16
TIME: 13:10
PAGE: 5

ESG Subrecipients by Activity Category

Activity Type	Subrecipient
Homeless Prevention	PINELLAS COUNTY
Rapid Re-Housing	PINELLAS COUNTY
Data Collection (HMIS)	PINELLAS COUNTY
Administration	PINELLAS COUNTY



U.S. Department of Housing and Urban Development
Office of Community Planning and Development
Integrated Disbursement and Information System
PR91 - ESG Financial Summary
PINELLAS COUNTY, FL
2014

DATE: 12-08-16
TIME: 13:10
PAGE: 6

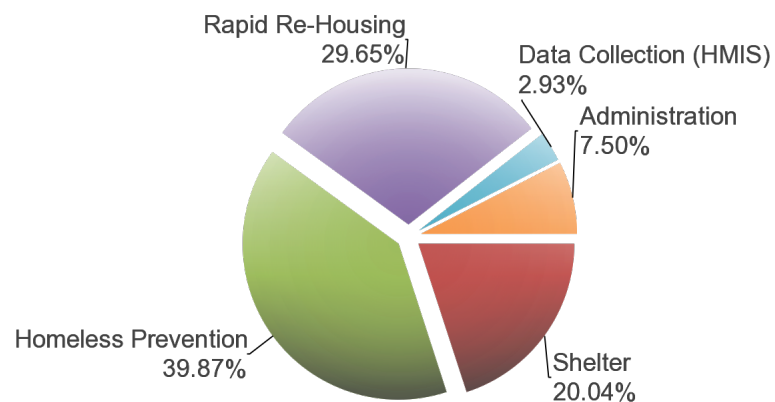
ESG Program Level Summary

Grant Number	Total Grant Amount	Total Funds Committed	Total Funds Available to Commit	% of Grant Funds Not Committed	Grant Funds Drawn	% of Grant Funds Drawn	Available to Draw	% Remaining to Draw
E14UC120018	\$204,549.00	\$204,549.00	\$0.00	0.00%	\$204,549.00	100.00%	\$0.00	0.00%

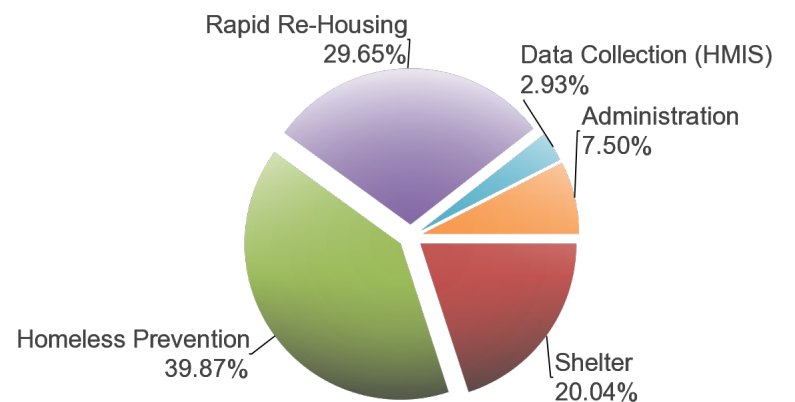
ESG Program Components

Activity Type	Total Committed to Activities	% of Grant Committed	Drawn Amount	% of Grant Drawn
Street Outreach	\$0.00	0.00%	\$0.00	0.00%
Shelter	\$41,000.00	20.04%	\$41,000.00	20.04%
Homeless Prevention	\$81,559.61	39.87%	\$81,559.61	39.87%
Rapid Re-Housing	\$60,648.39	29.65%	\$60,648.39	29.65%
Data Collection (HMIS)	\$6,000.00	2.93%	\$6,000.00	2.93%
Administration	\$15,341.00	7.50%	\$15,341.00	7.50%
Funds Not Committed	\$0.00	0.00%	\$0.00	0.00%
Funds Remaining to Draw	\$0.00	0.00%	\$0.00	0.00%
Total	\$204,549.00	100.00%	\$204,549.00	100.00%

Funds Committed



Funds Drawn



■ Street Outreach
 ■ Shelter
 ■ Homeless Prevention
 ■ Rapid Re-Housing
■ Data Collection (HMIS)
 ■ Administration
 ■ Funds Not Committed
 ■ Funds Remaining to Draw

■ Street Outreach
 ■ Shelter
 ■ Homeless Prevention
 ■ Rapid Re-Housing
■ Data Collection (HMIS)
 ■ Administration
 ■ Funds Not Committed
 ■ Funds Remaining to Draw



U.S. Department of Housing and Urban Development
Office of Community Planning and Development
Integrated Disbursement and Information System
PR91 - ESG Financial Summary
PINELLAS COUNTY, FL
2014

DATE: 12-08-16
TIME: 13:10
PAGE: 7

24-Month Grant Expenditure Deadline

All of the recipient's grant must be expended for eligible activity costs within 24 months after the date HUD signs the grant agreement with the recipient. Expenditure means either an actual cash disbursement for a direct charge for a good or service or an indirect cost or the accrual of a direct charge for a good or service or an indirect cost. This report uses draws in IDIS to measure expenditures. HUD allocated Fiscal Year 2011 ESG funds in two allocations. For FY2011, this Obligation Date is the date of the first allocation. This report does not list the Obligation Date, does not calculate the Expenditure Deadline, and does not track the Days Remaining for the FY 2011 second allocation.

Grant Amount: **\$204,549.00**

Grant Number	Draws to Date	HUD Obligation Date	Expenditure Deadline	Days Remaining to Meet Requirement Date	Expenditures Required
E14UC120018	\$204,549.00	10/21/2014	10/21/2016	(48)	\$0.00

60% Cap on Emergency Shelter and Street Outreach

The cap refers to the total amount of the recipient's fiscal year grant, allowed for emergency shelter and street outreach activities, is capped at 60 percent. This amount cannot exceed the greater of: (1) 60% of the overall grant for the year; or, (2) the amount of Fiscal Year 2010 ESG funds committed for homeless assistance activities.

Amount Committed to Shelter	Amount Committed to Street Outreach	Total Amount Committed to Shelter and Street Outreach	% Committed to Shelter and Street Outreach	2010 Funds Committed to Homeless Assistance Activities	Total Drawn for Shelter and Street Outreach	% Drawn for Shelter and Street Outreach
\$41,000.00	\$0.00	\$41,000.00	20.04%	\$125,101.00	\$41,000.00	20.04%

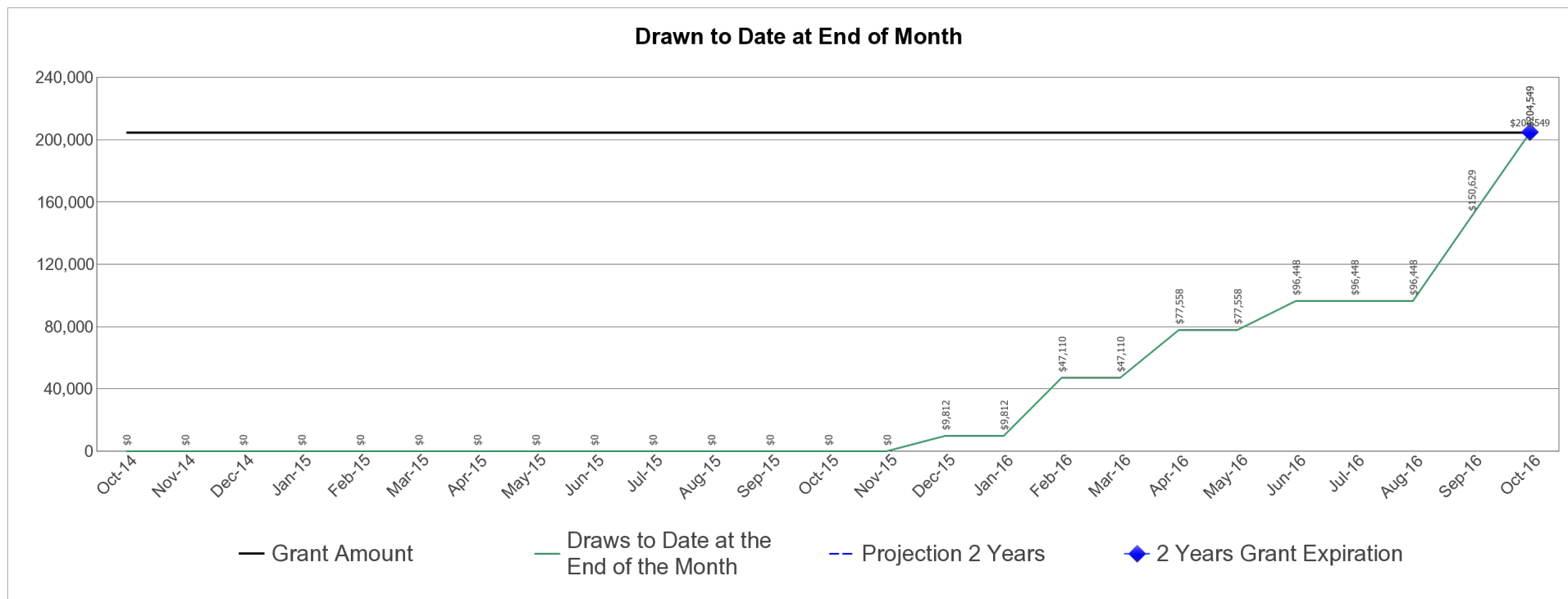


U.S. Department of Housing and Urban Development
Office of Community Planning and Development
Integrated Disbursement and Information System
PR91 - ESG Financial Summary
PINELLAS COUNTY, FL
2014

DATE: 12-08-16
TIME: 13:10
PAGE: 8

ESG Draws By Month (at the total grant level):

Grant Amount: 204,549.00



ESG Draws By Quarter (at the total grant level):

Quarter End Date	Draws for the Quarter	Draws to Date at the End of the Quarter	% Drawn for the Quarter	% Drawn to Date at End of Quarter
12/31/2014	\$0.00	\$0.00	0.00%	0.00%
03/31/2015	\$0.00	\$0.00	0.00%	0.00%
06/30/2015	\$0.00	\$0.00	0.00%	0.00%
09/30/2015	\$0.00	\$0.00	0.00%	0.00%
12/31/2015	\$9,811.85	\$9,811.85	4.80%	4.80%
03/31/2016	\$37,297.71	\$47,109.56	18.23%	23.03%
06/30/2016	\$49,338.62	\$96,448.18	24.12%	47.15%
09/30/2016	\$54,181.23	\$150,629.41	26.49%	73.64%
12/31/2016	\$53,919.59	\$204,549.00	26.36%	100.00%



U.S. Department of Housing and Urban Development
Office of Community Planning and Development
Integrated Disbursement and Information System
PR91 - ESG Financial Summary
PINELLAS COUNTY, FL
2014

DATE: 12-08-16
TIME: 13:10
PAGE: 9

ESG Subrecipient Commitments and Draws by Activity Category :

Subrecipient	Activity Type	Committed	Drawn
PINELLAS COUNTY	Shelter	\$41,000.00	\$41,000.00
	Homeless Prevention	\$81,559.61	\$81,559.61
	Rapid Re-Housing	\$60,648.39	\$60,648.39
	Data Collection (HMIS)	\$6,000.00	\$6,000.00
	Administration	\$15,341.00	\$15,341.00
	Total	\$204,549.00	\$204,549.00
	Total Remaining to be Drawn		\$0.00
	Percentage Remaining to be Drawn		0.00%



U.S. Department of Housing and Urban Development
Office of Community Planning and Development
Integrated Disbursement and Information System
PR91 - ESG Financial Summary
PINELLAS COUNTY, FL
2014

DATE: 12-08-16
TIME: 13:10
PAGE: 10

ESG Subrecipients by Activity Category

Activity Type	Subecipient
Shelter	PINELLAS COUNTY
Homeless Prevention	PINELLAS COUNTY
Rapid Re-Housing	PINELLAS COUNTY
Data Collection (HMIS)	PINELLAS COUNTY
Administration	PINELLAS COUNTY



U.S. Department of Housing and Urban Development
Office of Community Planning and Development
Integrated Disbursement and Information System
PR91 - ESG Financial Summary
PINELLAS COUNTY, FL
2015

DATE: 12-08-16
TIME: 13:10
PAGE: 11

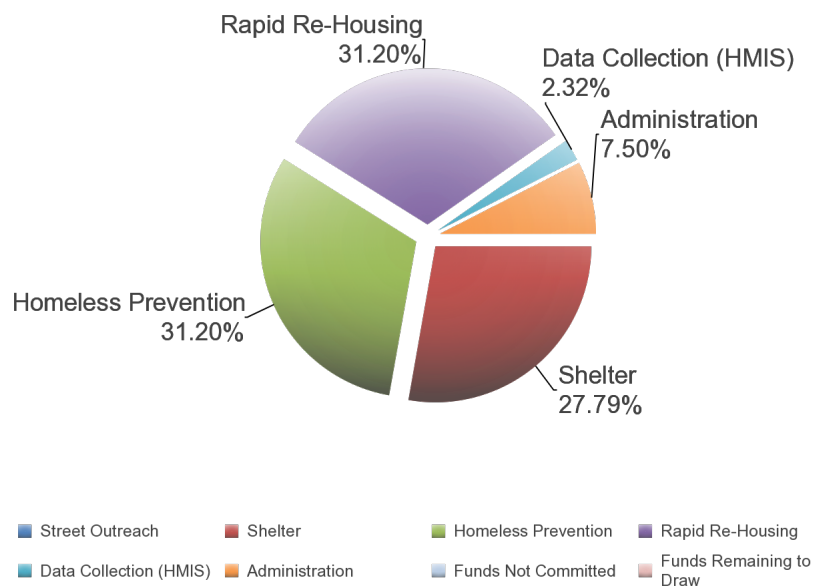
ESG Program Level Summary

Grant Number	Total Grant Amount	Total Funds Committed	Total Funds Available to Commit	% of Grant Funds Not Committed	Grant Funds Drawn	% of Grant Funds Drawn	Available to Draw	% Remaining to Draw
E15UC120005	\$215,925.00	\$215,925.00	\$0.00	0.00%	\$16,203.33	7.50%	\$199,721.67	92.50%

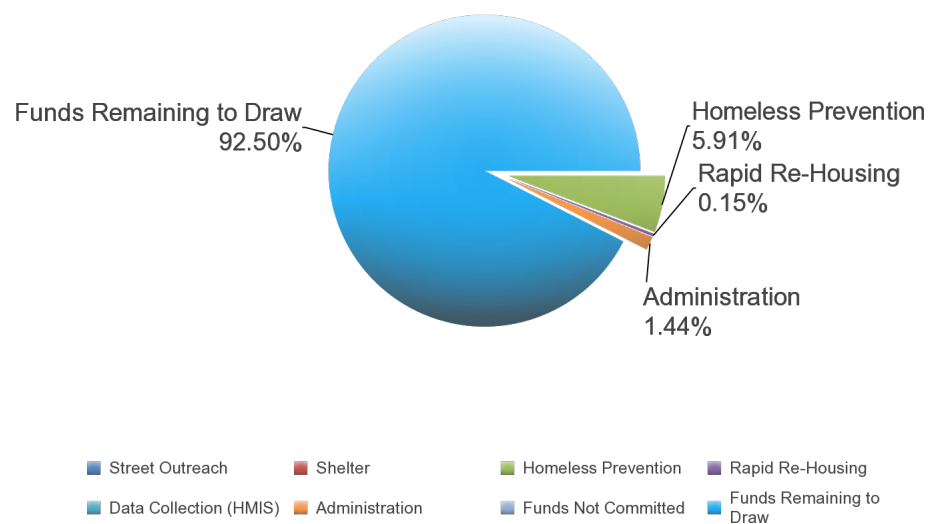
ESG Program Components

Activity Type	Total Committed to Activities	% of Grant Committed	Drawn Amount	% of Grant Drawn
Street Outreach	\$0.00	0.00%	\$0.00	0.00%
Shelter	\$60,000.00	27.79%	\$0.00	0.00%
Homeless Prevention	\$67,365.00	31.20%	\$12,752.28	5.91%
Rapid Re-Housing	\$67,366.00	31.20%	\$332.56	0.15%
Data Collection (HMIS)	\$5,000.00	2.32%	\$0.00	0.00%
Administration	\$16,194.00	7.50%	\$3,118.49	1.44%
Funds Not Committed	\$0.00	0.00%	\$0.00	0.00%
Funds Remaining to Draw	\$0.00	0.00%	\$199,721.67	92.50%
Total	\$215,925.00	100.00%	\$215,925.00	100.00%

Funds Committed



Funds Drawn





U.S. Department of Housing and Urban Development
Office of Community Planning and Development
Integrated Disbursement and Information System
PR91 - ESG Financial Summary
PINELLAS COUNTY, FL
2015

DATE: 12-08-16
TIME: 13:10
PAGE: 12

24-Month Grant Expenditure Deadline

All of the recipient's grant must be expended for eligible activity costs within 24 months after the date HUD signs the grant agreement with the recipient. Expenditure means either an actual cash disbursement for a direct charge for a good or service or an indirect cost or the accrual of a direct charge for a good or service or an indirect cost. This report uses draws in IDIS to measure expenditures. HUD allocated Fiscal Year 2011 ESG funds in two allocations. For FY2011, this Obligation Date is the date of the first allocation. This report does not list the Obligation Date, does not calculate the Expenditure Deadline, and does not track the Days Remaining for the FY 2011 second allocation.

Grant Amount: \$215,925.00

Grant Number	Draws to Date	HUD Obligation Date	Expenditure Deadline	Days Remaining to Meet Requirement Date	Expenditures Required
E15UC120005	\$16,203.33	11/04/2015	11/04/2017	331	\$199,721.67

60% Cap on Emergency Shelter and Street Outreach

The cap refers to the total amount of the recipient's fiscal year grant, allowed for emergency shelter and street outreach activities, is capped at 60 percent. This amount cannot exceed the greater of: (1) 60% of the overall grant for the year; or, (2) the amount of Fiscal Year 2010 ESG funds committed for homeless assistance activities.

Amount Committed to Shelter	Amount Committed to Street Outreach	Total Amount Committed to Shelter and Street Outreach	% Committed to Shelter and Street Outreach	2010 Funds Committed to Homeless Assistance Activities	Total Drawn for Shelter and Street Outreach	% Drawn for Shelter and Street Outreach
\$60,000.00	\$0.00	\$60,000.00	27.79%	\$125,101.00	\$0.00	0.00%



U.S. Department of Housing and Urban Development
Office of Community Planning and Development
Integrated Disbursement and Information System
PR91 - ESG Financial Summary
PINELLAS COUNTY, FL
2015

DATE: 12-08-16
TIME: 13:10
PAGE: 13

ESG Draws By Month (at the total grant level):

Grant Amount: 215,925.00

No data returned for this view. This might be because the applied filter excludes all data.

ESG Draws By Quarter (at the total grant level):

No data returned for this view. This might be because the applied filter excludes all data.



U.S. Department of Housing and Urban Development
Office of Community Planning and Development
Integrated Disbursement and Information System
PR91 - ESG Financial Summary
PINELLAS COUNTY, FL
2015

DATE: 12-08-16
TIME: 13:10
PAGE: 14



U.S. Department of Housing and Urban Development
Office of Community Planning and Development
Integrated Disbursement and Information System
PR91 - ESG Financial Summary
PINELLAS COUNTY, FL
2015

DATE: 12-08-16
TIME: 13:10
PAGE: 15

ESG Subrecipient Commitments and Draws by Activity Category :

Subrecipient	Activity Type	Committed	Drawn
PINELLAS COUNTY	Shelter	\$60,000.00	\$0.00
	Homeless Prevention	\$67,365.00	\$12,752.28
	Rapid Re-Housing	\$67,366.00	\$332.56
	Data Collection (HMIS)	\$5,000.00	\$0.00
	Administration	\$16,194.00	\$3,118.49
	Total	\$215,925.00	\$16,203.33
	Total Remaining to be Drawn		\$199,721.67
	Percentage Remaining to be Drawn		92.50%



U.S. Department of Housing and Urban Development
Office of Community Planning and Development
Integrated Disbursement and Information System
PR91 - ESG Financial Summary
PINELLAS COUNTY, FL
2015

DATE: 12-08-16
TIME: 13:10
PAGE: 16

ESG Subrecipients by Activity Category

Activity Type	Subecipient
Shelter	PINELLAS COUNTY
Homeless Prevention	PINELLAS COUNTY
Rapid Re-Housing	PINELLAS COUNTY
Data Collection (HMIS)	PINELLAS COUNTY
Administration	PINELLAS COUNTY