

Public Health Report to the BOARD OF COUNTY COMMISSIONERS

Pinellas County Health Department

Claude Dharamraj, MD, MPH, FAAP
Director



5/8/08



Population:

945,437

Health Dept. Staff:

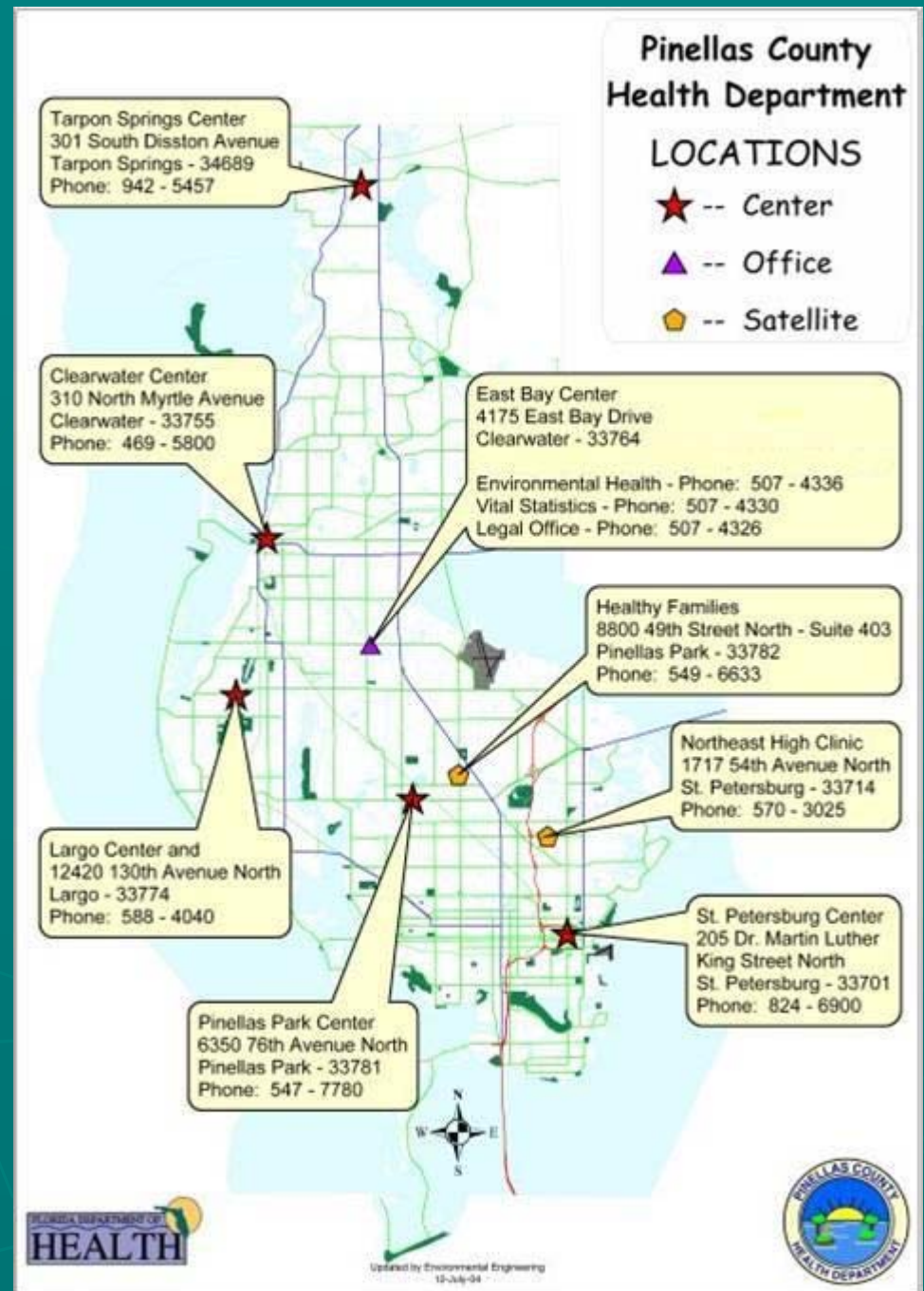
~600

Revenue FY 06-07:

\$48,065,176

Cost per capita:


\$50.84



Public Health Basics

1. Prevent and treat infectious diseases of public health significance
2. Prevent diseases of environmental origin
3. Improve access to basic family health care services

Disease Control



- **Reportable Communicable Diseases**
- **HIV/AIDS** – contract for patient care services
- **Tuberculosis control** – preventive therapy and treatment
- **Refugee Health** – screening to identify communicable diseases
- **Hepatitis** – Free vaccines for high risk clients
- **Health Statistics** – collect, analyze and report to community for health planning

Clinical Services

- Family Planning Clinic
- STD Clinic
- Vasectomy Clinic
- Maternity Clinic (Clearwater only)
- Free vaccines for children
- Foreign Travel/Adult immunizations services
- Dental services for children
- School Health
- Chronic Disease Prevention
 - Breast and Cervical Cancer Screening
 - Colorectal cancer screening
 - Health education – Obesity, Diabetes, Asthma, Smoking Prevention
- Healthy Start/Healthy Families Home Visiting services
- WIC and Nutrition services
- Pharmacy



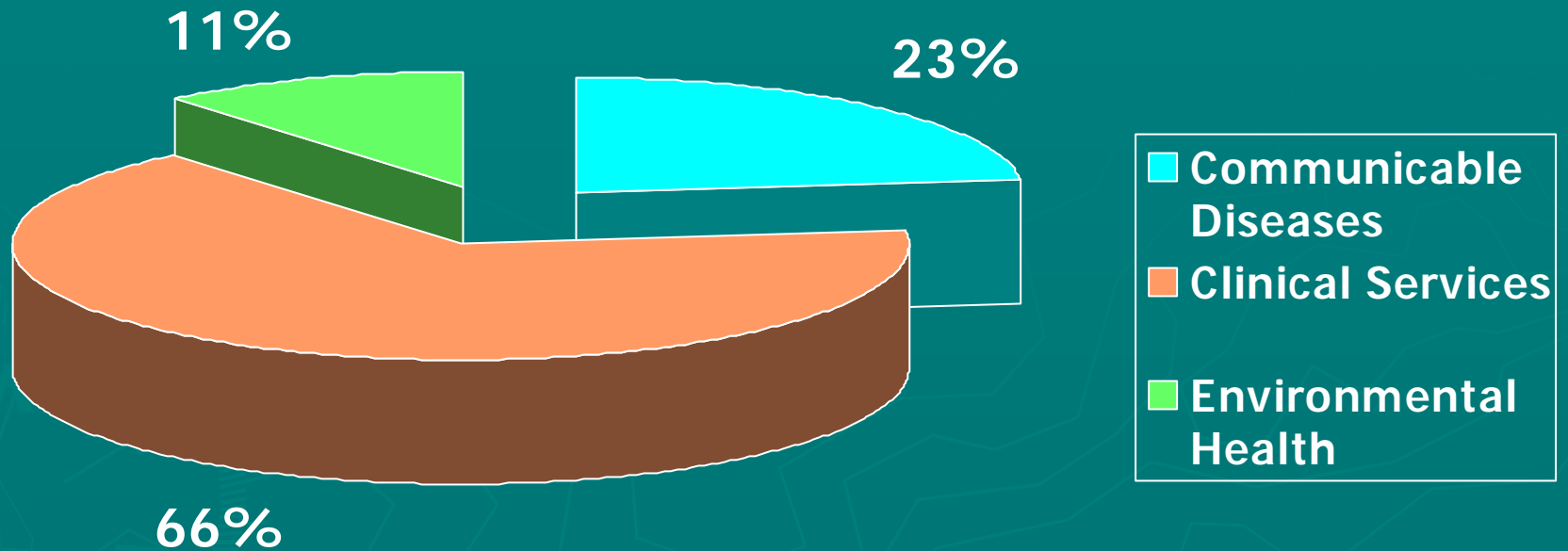
Environmental Health

- ▶ Water—drinking water, swimming pools, beaches
- ▶ Clean Air
- ▶ Biomedical and On-site Sewage Waste
- ▶ Facility Inspections
- ▶ Pollutant and Toxic Substance Control
- ▶ Animal and Insect borne infections



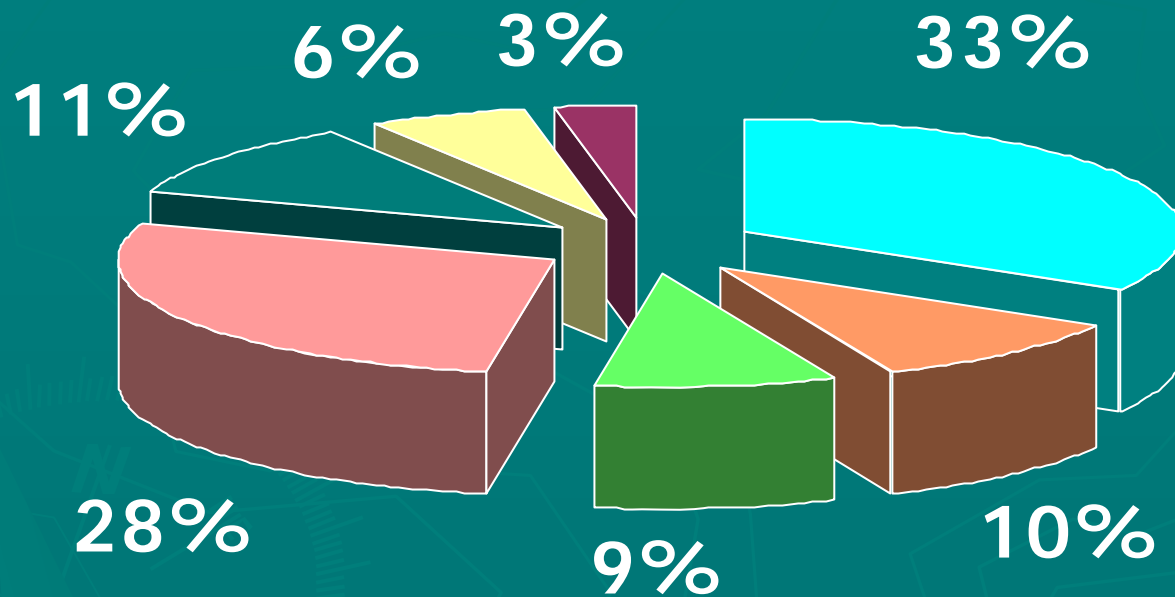
Revenue by Service

FY 06-07



Revenue by Source

FY 07-08



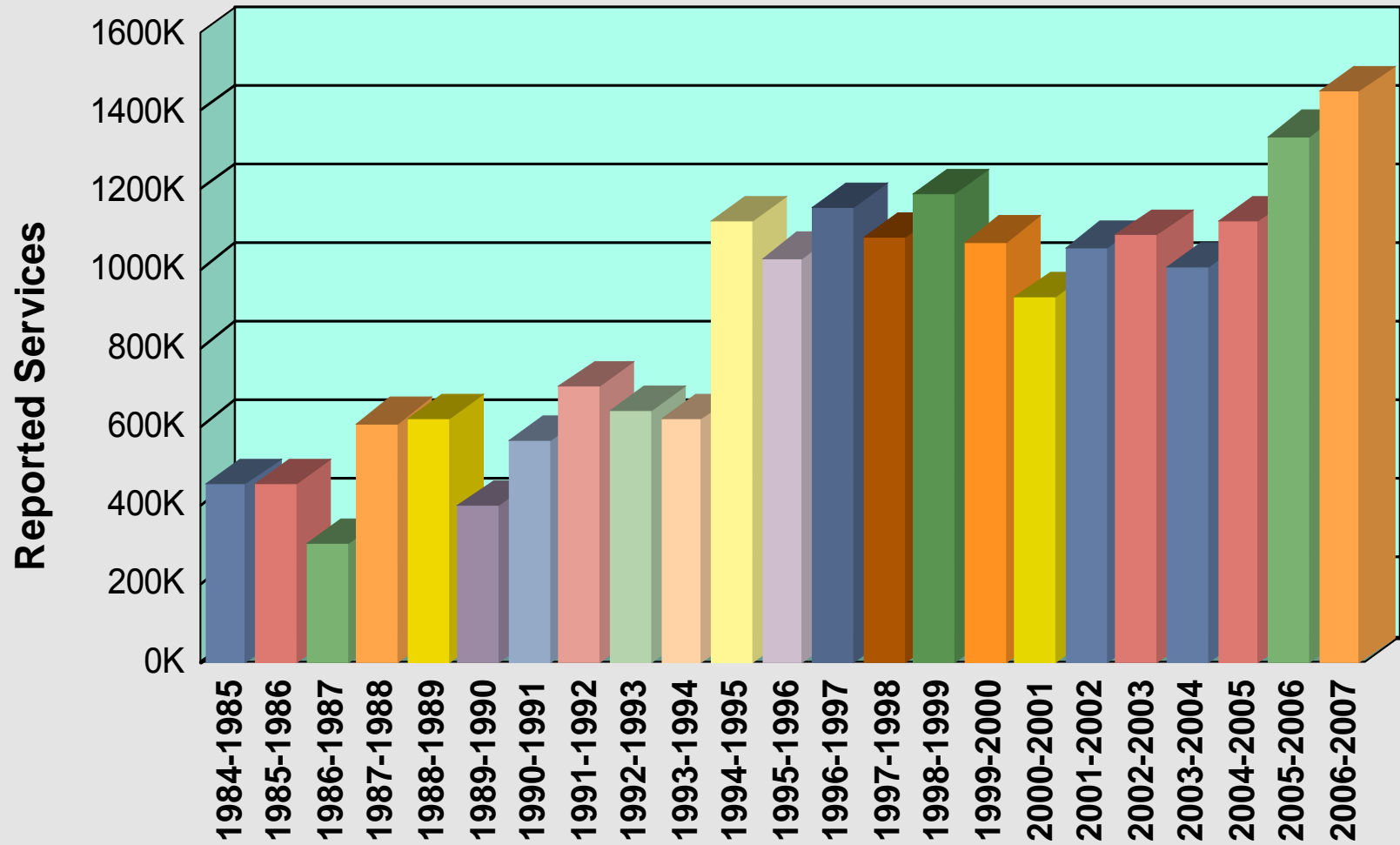
- State Funds
- Federal Funds
- BCC Contribution
- Local & Federal Grants
- Medicaid
- Fees
- Other

Annual Report FY 06-07

Program Component	Expenditures	Staff	Clients*	Services	Cost Per Client
Immunization	\$1,859,521	25.00	22,180	49,256	\$83.84
Sexually Transmitted Disease	\$2,680,508	49.67	9,912	50,644	\$270.43
AIDS	\$2,255,972	20.87	1,106	4,974	\$2,039.76
Tuberculosis	\$1,602,504	23.58	1,692	11,393	\$947.11
Communicable Disease Surveillance	\$730,665	9.51	0	3,010	\$0.00
Hepatitis & Liver Failure	\$418,166	6.45	3,671	9,334	\$113.91
Chronic Disease Prevention	\$2,963,748	21.72	103,298	7,753	\$28.69
WIC	\$3,097,642	58.60	47,126	209,851	\$65.73
Family Planning	\$4,124,687	65.14	15,333	70,653	\$269.01
Maternal Health/ Prenatal	\$803,541	13.12	1,292	14,001	\$621.94
Healthy Start	\$11,060,273	123.63	12,009	313,238	\$921.00
Pediatrics	\$681,152	10.54	2,393	17,216	\$284.64
School Health	\$1,678,550	14.02	0	567,004	\$0.00
Adult Health	\$1,475,752	19.04	5,711	27,491	\$258.41
Dental Health	\$3,452,122	39.52	8,345	57,433	\$413.68
Clinical Services Total	\$38,884,803	500		1,413,251	

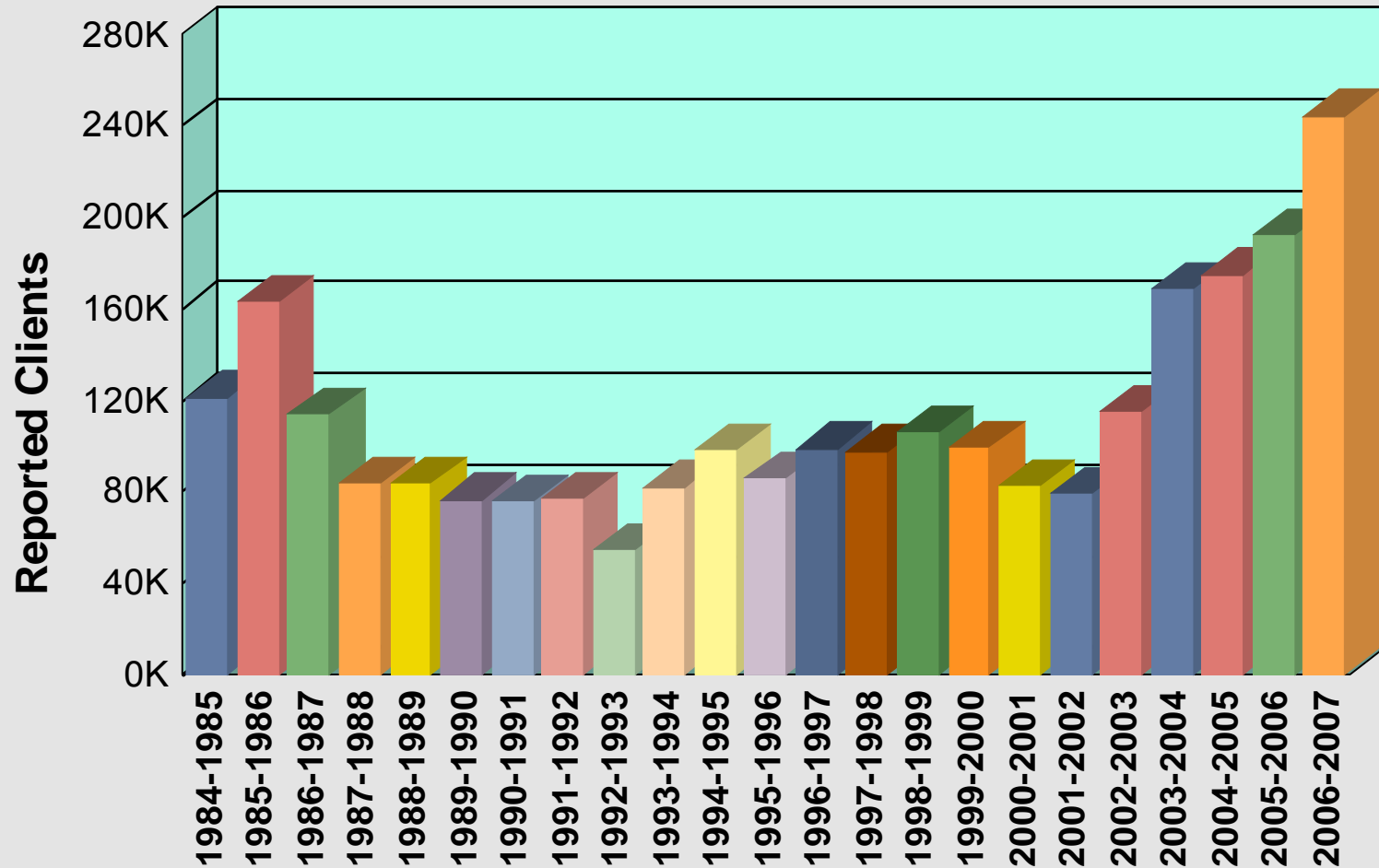
*Unduplicated within each program, but duplicated across program areas.

Reported Services



Reported Clients

Duplicated Clients



FY 2006-2007 Uninsured Primary Care Clients

32,633*

*Unduplicated

Proposed County Allocation FY 2008-2009

▶ Office of Minority Health	\$ 108,190
▶ Violence Prevention Program	\$ 87,360
▶ Sexual Assault Victim's Examinations (SAVE)	\$ 154,150
▶ Chronic Disease Prevention	\$ 122,480
▶ Facilities Operations and Maintenance	\$ 257,000
▶ PRIMARY CARE SERVICES	\$4,000,000
▶ Health Fund Reserves	\$ 793,500

TOTAL FUNDING \$5,522,680

Office of Minority Health

- ▶ This office seeks to eliminate the disparities in health and health care to minority populations in all areas of health care.
- ▶ African-Americans experience health disparities in cardiovascular, cancer, diabetes, infant mortality, and dental.
- ▶ The need for services is exemplified...

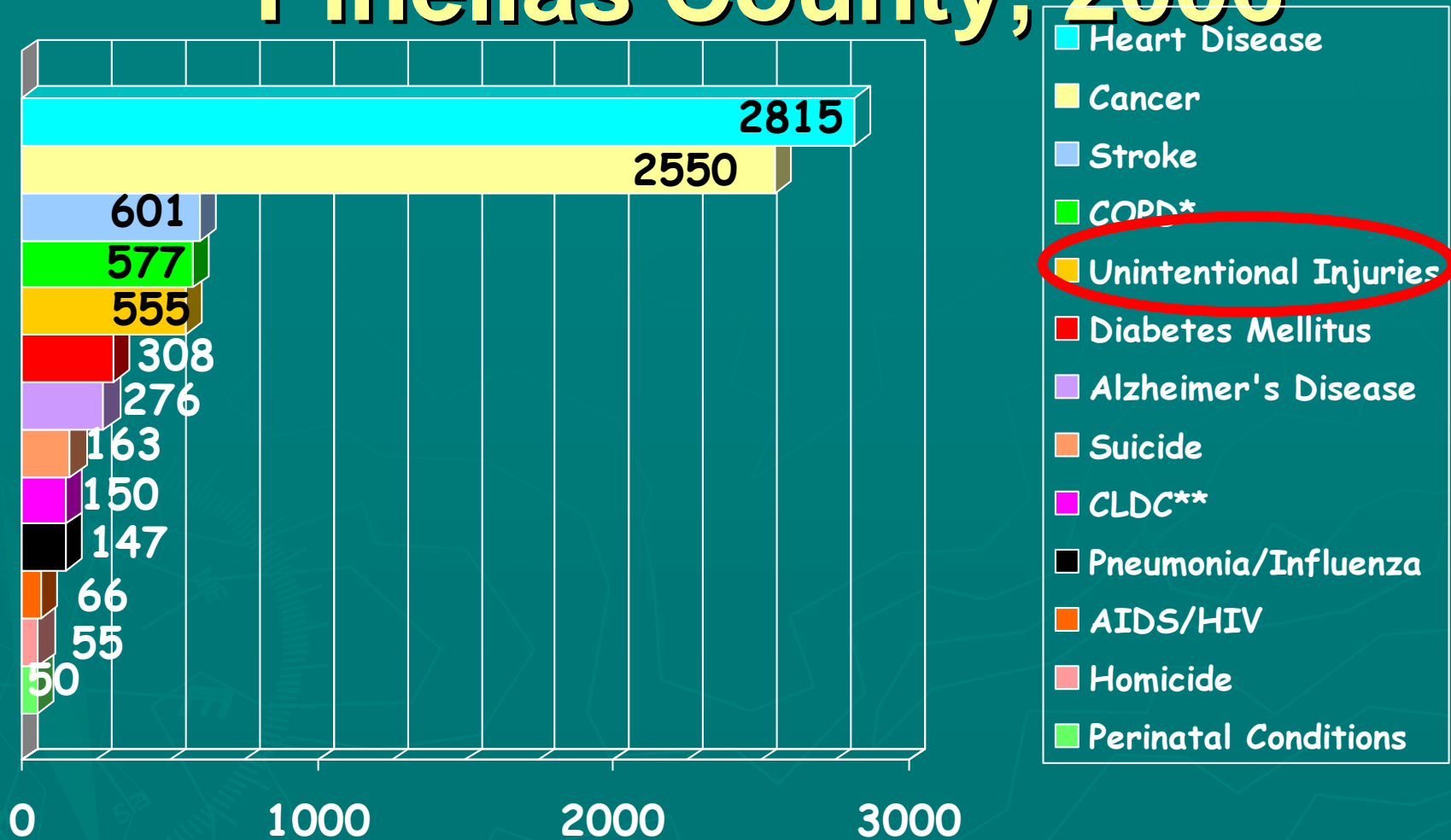


African-American infants were almost **4 times more likely to die** before their first birthday in 2007 than White infants.

Violence Prevention Program

- ▶ This program seeks to prevent and reduce the number of injuries, both intentional (violence) and unintentional (accidents).
- ▶ The need for services is exemplified...

Leading Causes of Death Pinellas County, 2006

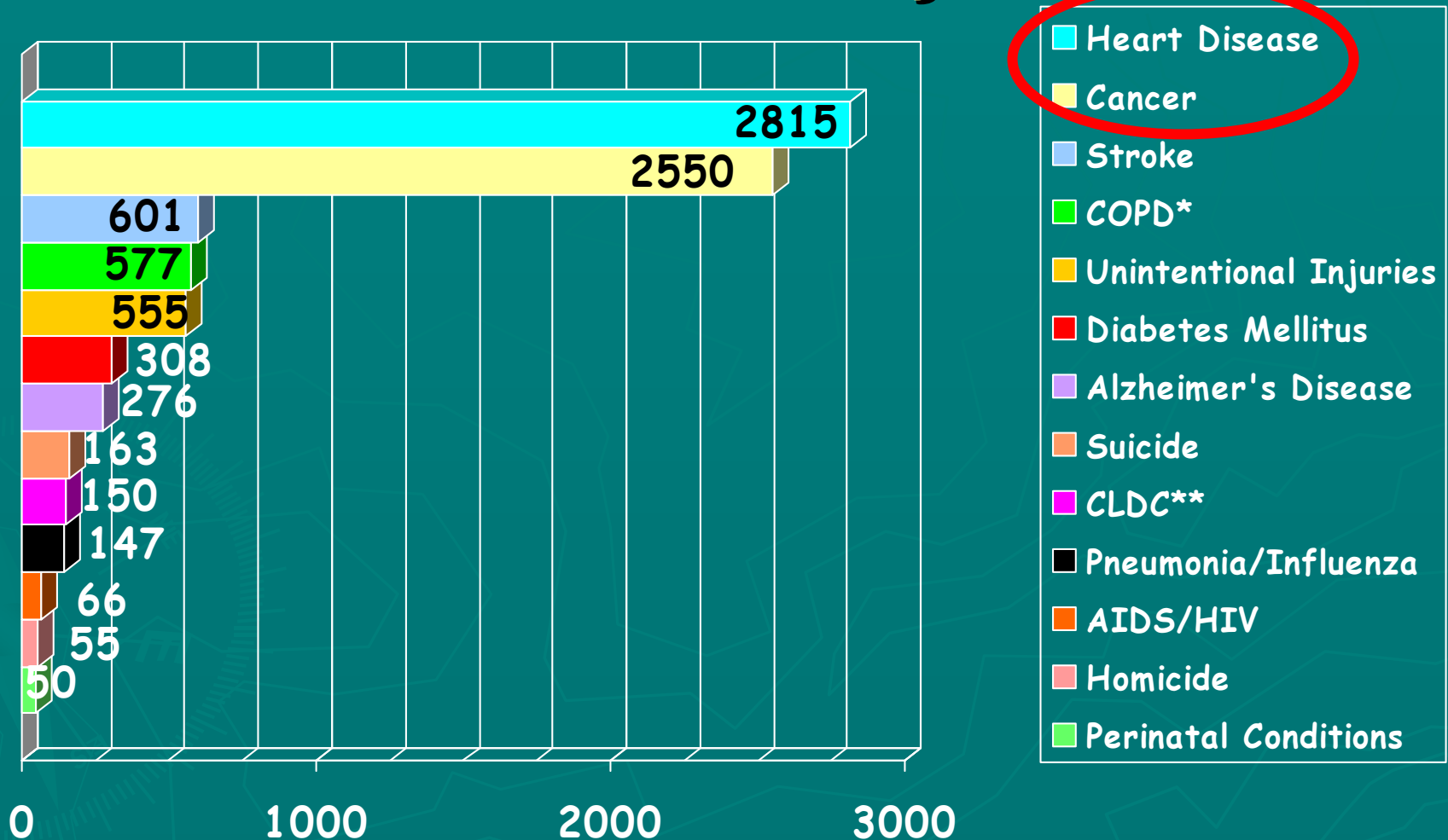


*COPD: Chronic Obstructive Pulmonary Disease; * * CLDC: Chronic Liver Disease & Cirrhosis

Chronic Disease Prevention

- ▶ This program seeks to promote health and reduce the prevalence of risk factors of chronic disease associated with poor nutrition and environment.
- ▶ The need for services is exemplified...

Leading Causes of Death Pinellas County, 2006



*COPD: Chronic Obstructive Pulmonary Disease; * * CLDC: Chronic Liver Disease & Cirrhosis

PRIMARY CARE

- ▶ This allocation will be used along with dollars allocated to Pinellas County Health & Human Services as the Intergovernmental Transfer for Pinellas County to receive Low Income Pool funding for the Medicaid 1115 Waiver.

Health & Human Services

\$\$\$\$\$

Pinellas County Health Department

\$\$\$\$\$

Agency on Health Care Administration

PINELLAS COUNTY
LOW INCOME POOL

PRIMARY CARE

- ▶ The Pinellas County Health Department is working with the County and other community partners to establish the Pinellas County Uninsured Health Care Collaborative for
 - Medical Homes
 - Emergency Room Diversion
 - Prevention Focus

"Medical Homes"



CHC



Free Clinics



PinCHD

MMU



MMU

Specialty
Providers



Residency Clinics



HEALTH CARE ACCESS

We are part of this community;
therefore, we are part of the
solution!

