


# Pinellas County

## Proposed Fiscal Year 2008 Budget



**Final Public Hearing  
September 18, 2007**

# FY2008 Proposed Budget Highlights

---

- \$2.0 billion proposed budget comprised of \$1.4 billion for operating purposes and \$0.6 billion for capital construction.
- Overall decrease in operating budget of -1.3% with reserves included
- Property taxes comprise 23.8% of County revenues, down from 26.3% in FY07.
- No increase in sewer rates or solid waste tipping fees. Water rate increase limited to 3%.

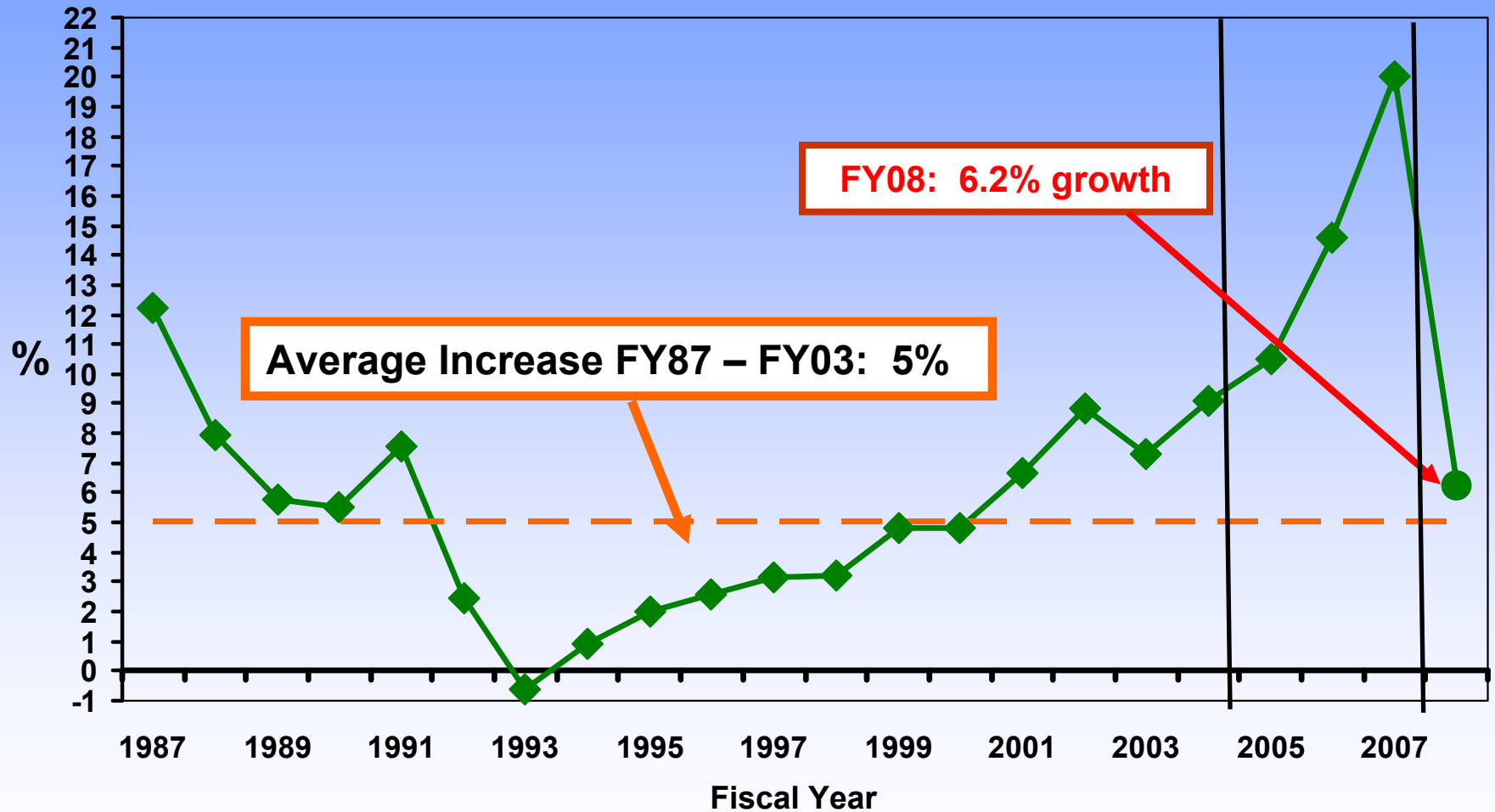
# FY 2008 Proposed Budget Highlights - General Fund

---

- Countywide millage rate decreased from 6.1 mills to 5.462 mills, the lowest since 1987. Revenue decreased \$17.4 million (-4.5%)
- The unincorporated area (MSTU) millage rate decreased from 2.356 mills to 2.0857 mills. Revenue decreased \$2.8 million (-6.4%)
- General Fund reserves decreased from 22% to 15%, from \$147.9 million to \$108.9 million.
- Total of \$80.2 million cut from General Fund budget requests to date.

# Property Taxes

# Countywide Taxable Values Annual Rate of Change

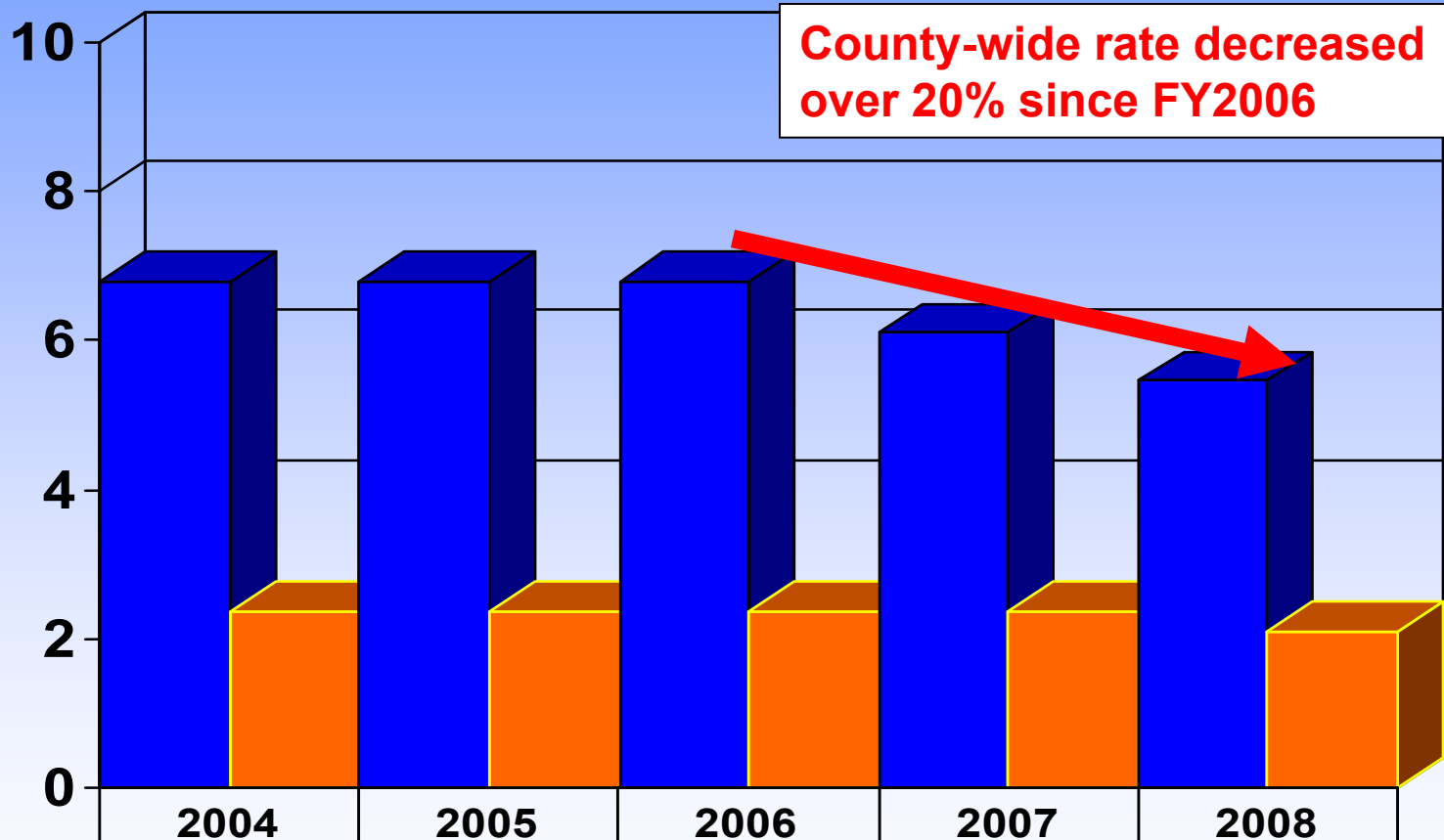


# Proposed County-wide Millage Rate

	Actual	FY08		
	FY07	Roll-Back	Proposed	
General Fund *	5.4000	5.1742	4.8108	
Health Dept	0.0700	0.0669	0.0622	
EMS	0.6300	0.6012	0.5832	**
<b>Total</b>	<b>6.1000</b>	<b>5.8423</b>	<b>5.4562</b>	
<b>% DECREASE from roll-back rate</b>			<b>-6.6%</b>	<b>**</b>
<b>TOTAL MILLAGE DECREASE</b>			<b>-0.644</b>	
<b>% DECREASE FROM ACTUAL FY06 RATE</b>			<b>-10.6%</b>	
* includes Mosquito Control				
** EMS District was required to cut 3% rather than 7% under roll-back rate				

# Property Tax Rates FY2004-2008

1 Mill = \$1 Tax per \$1,000 of Taxable Value



■ County-wide	6.801	6.801	6.801	6.1	5.4562
■ MSTU	2.356	2.356	2.356	2.356	2.0857

# **Other Millage Rates Reduced to 7% below Roll-Back Rate**

---

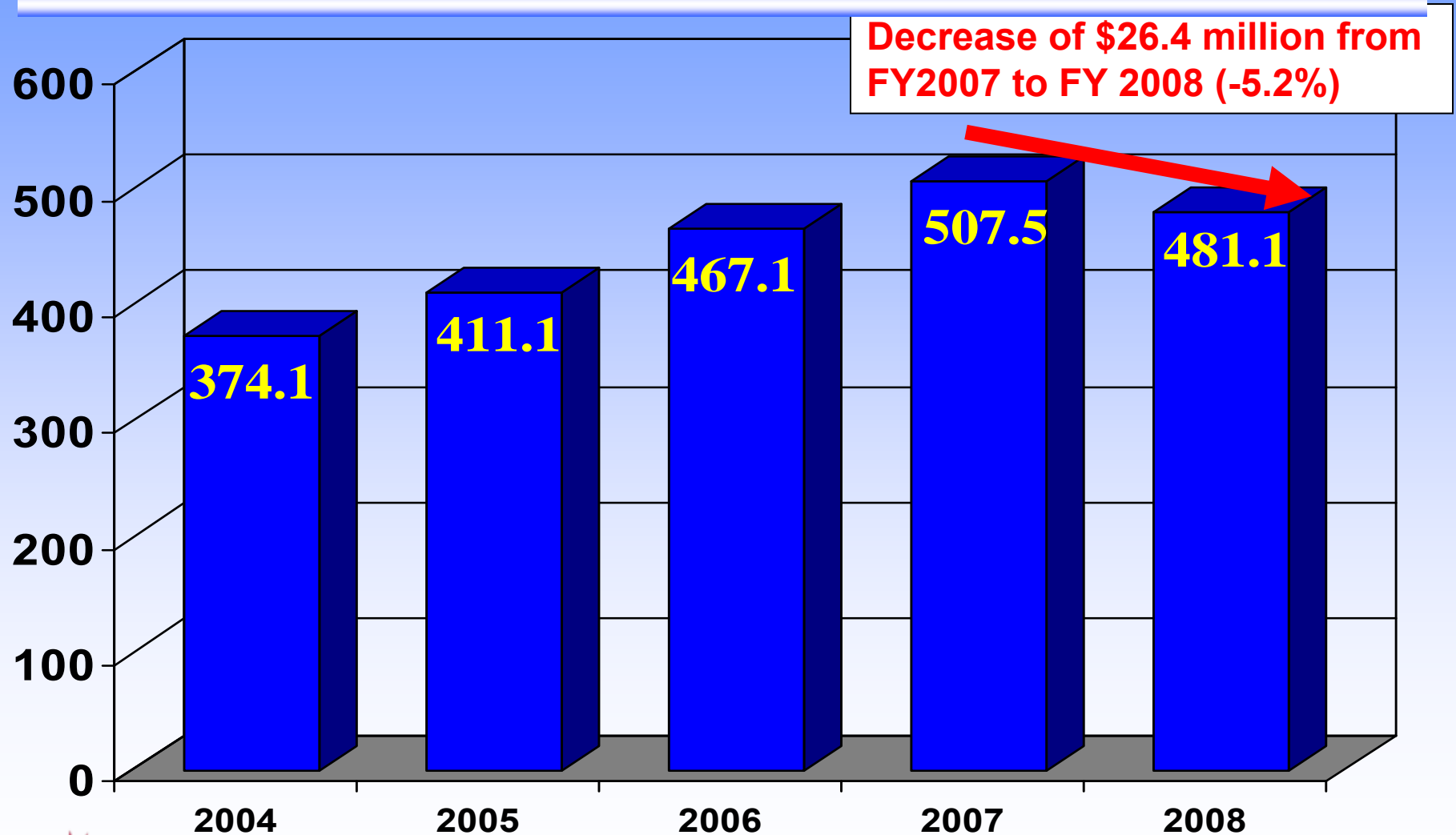
- **Municipal Services Taxing Unit (MSTU)**
- **Public Library Cooperative**
- **Feather Sound Community Services District**
- **Palm Harbor Community Services District**
- **Pinellas Planning Council**



# Dependent MSTU Fire Protection Districts – Ad Valorem Millages Reduced to 3% Below Rolled-Back Rate

	FY07 Millage	FY08 Proposed Millage	Variance FY07/FY08 Millages
Belleair Bluffs	0.9283	0.8535	(0.0748)
Clearwater	2.0441	1.8628	(0.1813)
Dunedin	2.1412	2.0102	(0.1310)
Gandy	1.2744	1.2072	(0.0672)
Largo	2.0488	1.9005	(0.1483)
Pinellas Park	2.5437	2.3675	(0.1762)
Safety Harbor	2.0044	2.0093	0.0049
Tarpon Springs	1.8040	1.6837	(0.1203)
Seminole	2.1324	1.9581	(0.1743)
High Point	2.6416	2.4410	(0.2006)
Tierra Verde	1.5000	1.3997	(0.1003)
South Pasadena	2.4408	2.2188	(0.2220)

# Total Budgeted Property Tax Revenues FY 2004-2008



**\* “Truth in Millage”**



\* YOUR FINAL TAX BILL MAY CONTAIN NON-AD VALOREM ASSESSMENTS WHICH MAY NOT BE REFLECTED ON THIS NOTICE SUCH AS ASSESSMENTS FOR ROADS, FIRE, GARBAGE, LIGHTING.

# Example: Comparison of 2008 and 2007 Tax Bills For a Typical Residential Property Owner

Taxable Value \* Property Tax Rate = Property Tax

	Actual FY 07		Proposed FY 08		
Taxable Value	\$ 139,640		\$ 143,130		
	Tax Rate	Tax Bill	Tax Rate	Tax Bill	% of Bill
TOTAL COUNTY-WIDE	6.1000	\$ 851.80	5.4562	\$ 780.95	27%
TOTAL SCHOOL DISTRICT	8.2100	\$ 1,146.44	7.7310	\$ 1,106.54	39%
TOTAL CITY (example)	5.2088	\$ 727.36	4.6777	\$ 669.52	24%
TOTAL OTHER	2.2452	\$ 313.53	2.0722	\$ 296.59	10%
GRAND TOTAL	21.7640	\$ 3,039.13	19.9371	\$ 2,853.60	100%
REDUCTION FY08 VS FY07				\$ (185.53)	-6%

FY07 Taxable Value reflects the average taxable value for a house or condominium

FY08 Taxable Value assumes an increase of 2.5% (Save-Our-Homes cap)

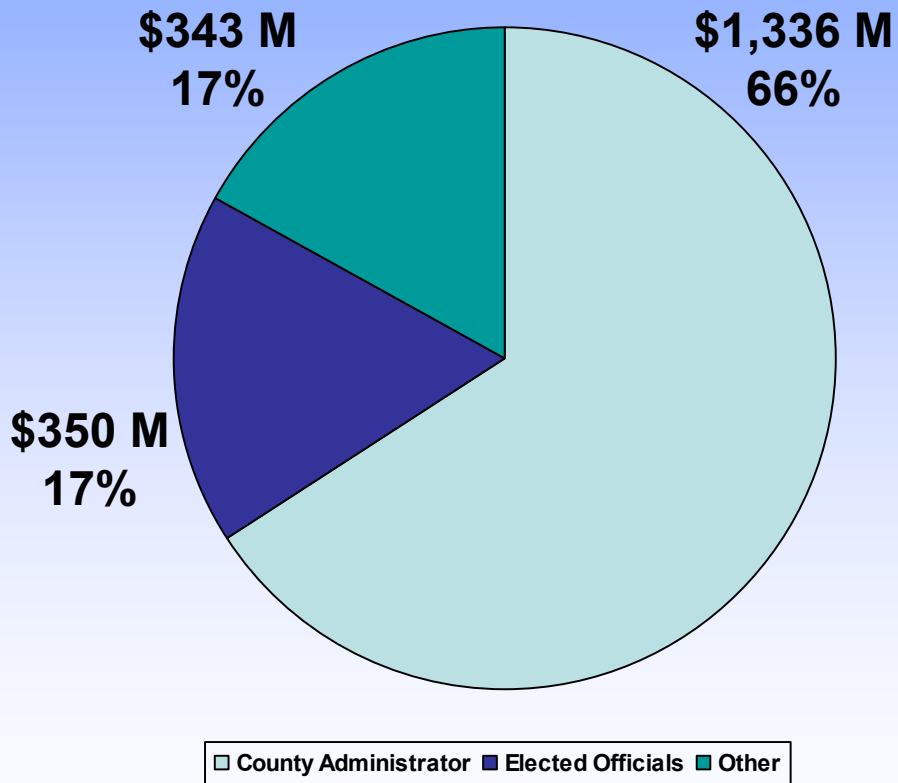
Millage Rates shown are for a Clearwater resident (FY07 Actual, FY08 TRIM Notice)

# Budget Overview

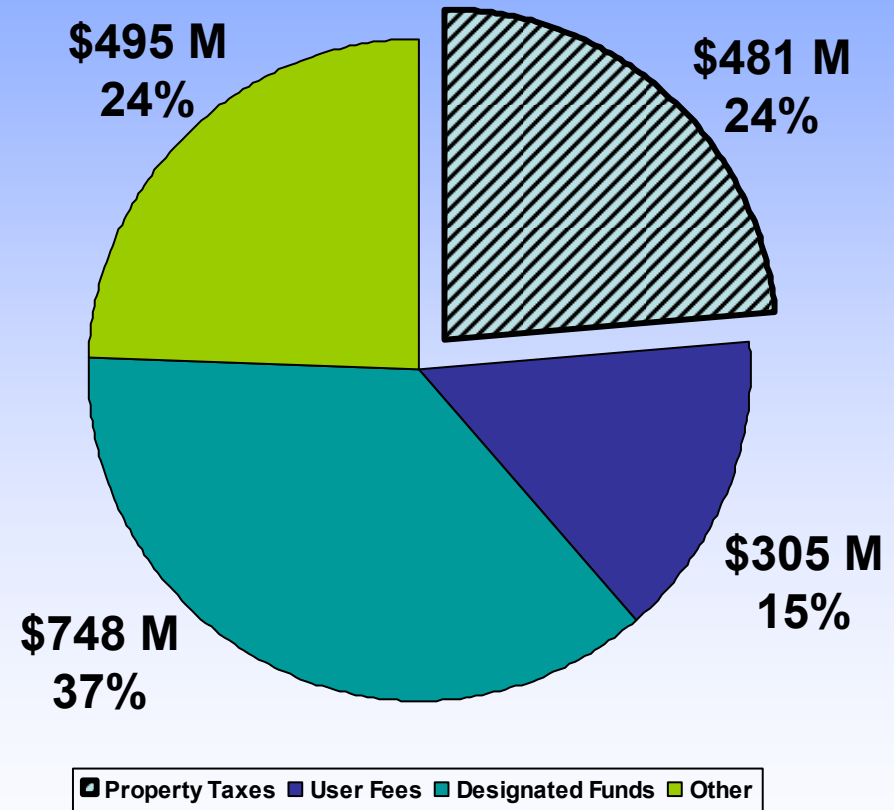
# Pinellas County FY 2008 Total Budget

## \$2,028,661,720

### Budget by Organization



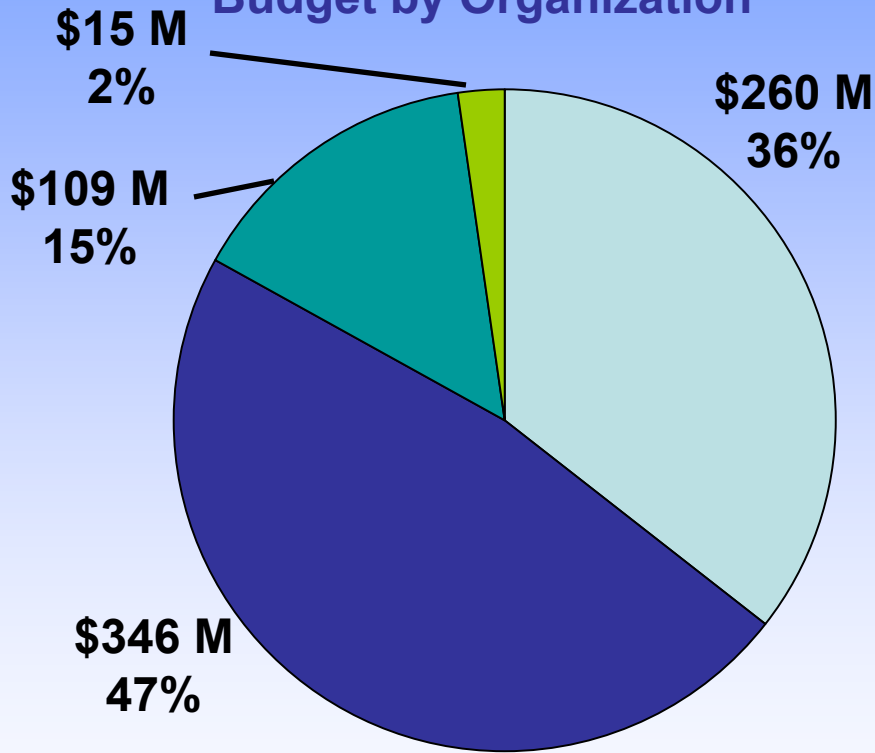
### Budget by Source



# FY 2008 General Fund Budget

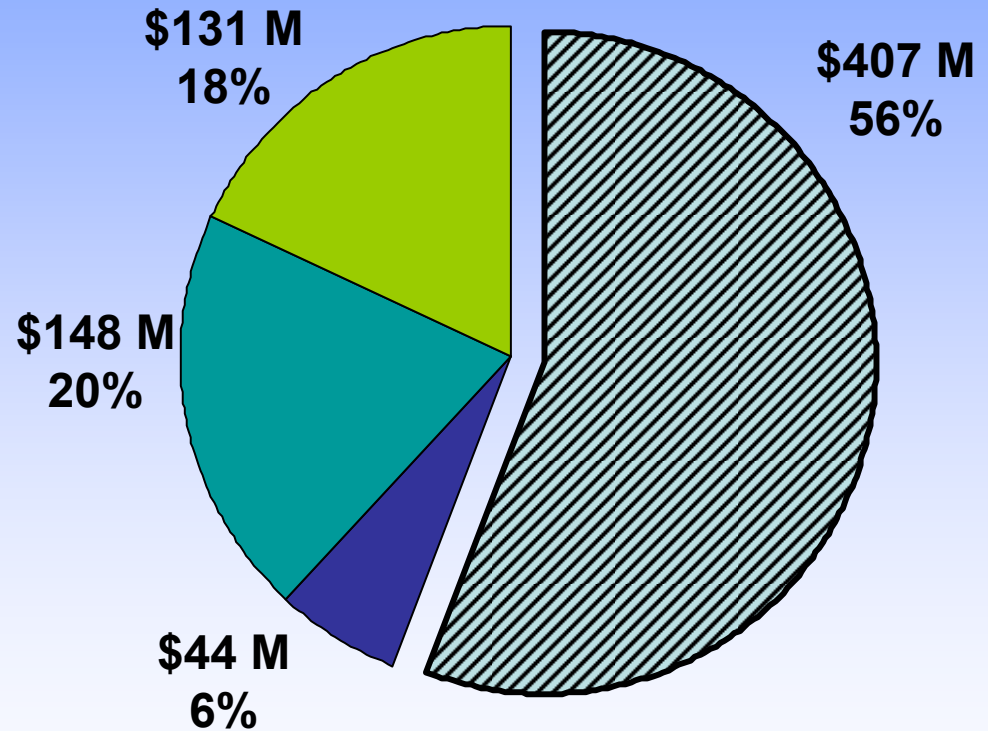
## \$730,353,200

### Budget by Organization



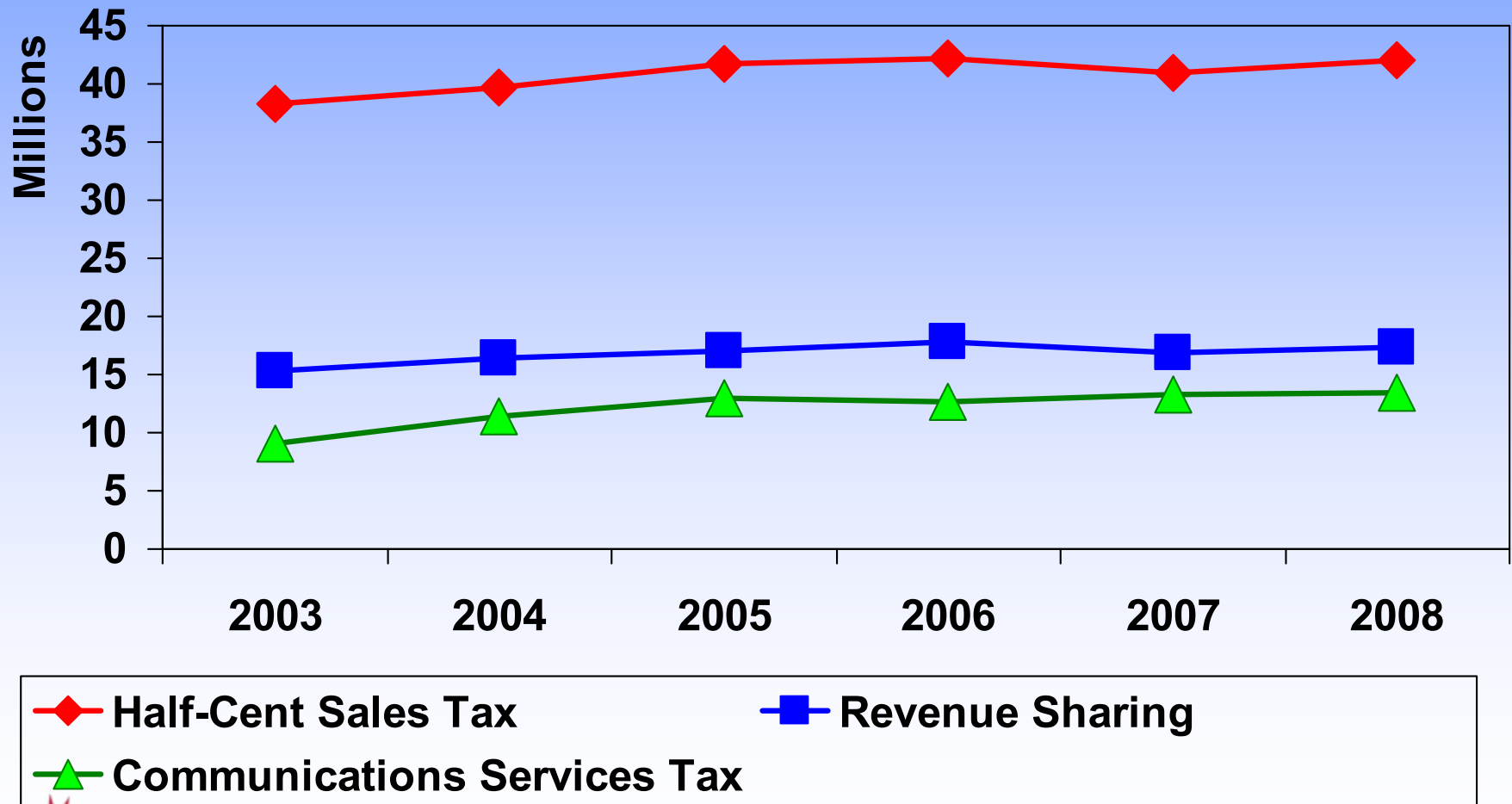
□ County Administrator ■ Elected Officials ■ Reserves ■ Other

### Budget by Source



■ Property Taxes ■ User Fees ■ Designated Funds ■ Other

# Other Major Revenue Sources Show Little Or No Growth





# FY 2008 General Fund Strategy to Balance the Budget At 7% Below Roll-Back Millage Rates

• Eliminate non-essential program improv. requests	\$	28.7
• Reduce administrative costs, non-direct services, and pay-for-performance wage adjustments *		18.7
• Reduce reserve funds to equal 15% of resources		12.2
• Increase user fees approximately 10%		1.0
• Reduce lower-priority public services		19.6
<b>Total Reductions **</b>		<b>\$ 80.2</b>

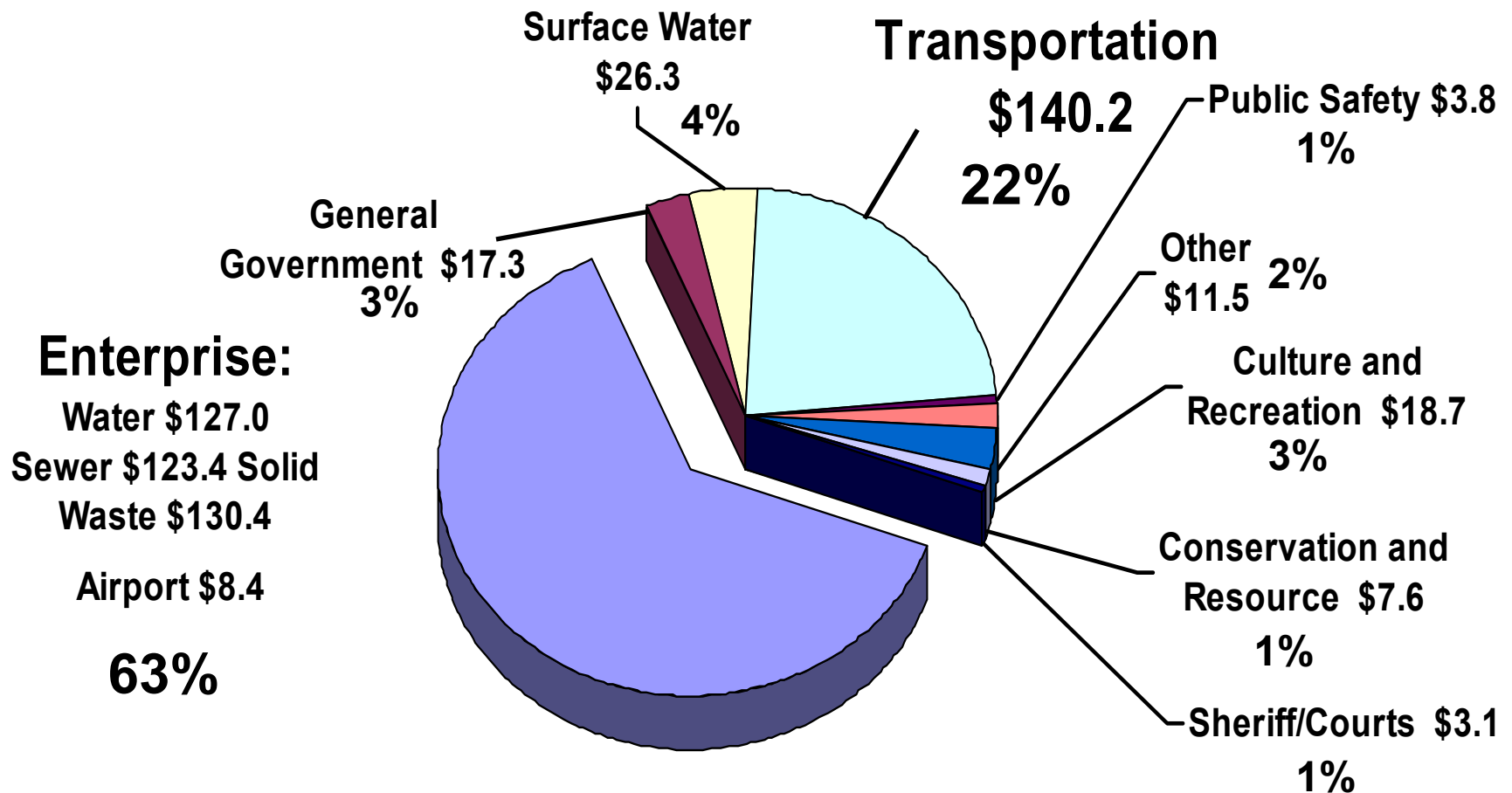
\* County employees DO NOT receive a cost-of-living adjustment (COLA)

\*\* Reductions from budget requests (which were targeted to 2% above FY07)

# FY2008 General Fund Positions Eliminated

● Classified - filled	78
● Classified - vacant	77
<i>This is a decrease of 5.5% in total Classified positions</i>	
● Exempt - filled	8
● Exempt - vacant	24
<i>This is a decrease of 6.3% in total Exempt positions</i>	
● Temporary, Grant Workers, & Interns - filled	25
● Temporary, Grant Workers, & Interns - vacant	80
<b>Total</b>	<b>292</b>

# FY 2008 Capital Projects: \$617.7 million



# Future Challenges

---

- **Proposed Constitutional Amendment referendum on January 29, 2008**
- **Ongoing Property Tax Revenue Caps**
  - Increases limited to new construction and percentage growth in State average personal income
- **Unfunded Legislative Mandates**
  - Example: Medicaid cost shift
- **Retiree Health Cost Funding Requirements (OPEB)**
- **Economic Uncertainty**
  - Inflation, Real Estate Market, Sales Tax, Revenue Sharing

# The Pinellas County

## Proposed Fiscal Year 2008 Budget

is available for review  
on the County website:



[www.pinellascounty.org](http://www.pinellascounty.org)