

Board of County Commissioners  
Charlie Justice, Chairman  
Janet C. Long, Vice-Chairman  
Dave Eggers  
Pat Gerard  
John Morroni  
Karen Williams Seel  
Kenneth T. Welch



Mark S. Woodard, County Administrator  
James Bennett, County Attorney  
Ken Burke, Clerk of the Court and  
Comptroller

Pinellas County Board of County Commissioners - Work Session  
315 Court Street, 5th Floor Assembly Room  
Clearwater, Florida 33756  
[www.pinellascounty.org](http://www.pinellascounty.org)

---

9:30 AM

Tuesday, February 16, 2016

---

### **Agenda**

#### Clerk's Conference Room, 4th Floor

1. Pinellas County Federal Legislative Delegation Joint Meeting.

Lunch Break

1:00 PM

#### Assembly Room, 5th Floor

2. St. Pete Beach - Community Redevelopment Area discussion.
3. Spring Training - Baseball.

\_\_\_ \_\_\_ \_\_\_ \_\_\_ \_\_\_ Order of items is subject to change. All times are approximate. Break may be taken. \_\_\_ \_\_\_ \_\_\_ \_\_\_ \_\_\_

#### *Citizen's Comments Will Follow Presentation(s)*

*Any person wishing to speak regarding an agenda topic must complete a comment card and give to the agenda staff at the staff table. The Chairman will call the speakers, one by one, to the podium to be heard. Each speaker may speak up to three minutes. Persons who have been authorized to represent a group of four or more individuals, who are present, should complete a comment card and may speak up to 10 minutes.*



# Pinellas County

315 Court Street, 5th Floor  
Assembly Room  
Clearwater, Florida 33756

## Staff Report

---

**File #:** 16-246A, **Version:** 1

**Agenda Date:** 2/16/2016

---

**Subject:**

Pinellas County Federal Legislative Delegation Joint Meeting.

**Summary:**

Pinellas County Federal Legislative Delegation Joint Meeting

**Staff Member Responsible:**

Mary Scott Hardwick, Intergovernmental Liasion, Office of the County Administrator

**Partners:**

N/A

Pinellas County Board of County Commissioners  
Pinellas County Federal Legislative Delegation  
Joint Meeting

February 16, 2016  
9:30-11:30 AM


Clerk's Conference Room, 4<sup>th</sup> Floor  
315 Court Street Clearwater, FL 33756

## AGENDA

- I. Welcome  
Commissioner Charlie Justice, Chairman, Board of County Commissioners  
Representative Gus Bilirakis, District 12  
Representative David Jolly, District 13  
Representative Kathy Castor, District 14 (Staff)  
Senator Bill Nelson (Staff)  
Senator Marco Rubio (Staff)
- II. Overview of County's Legislative Program
  - Transportation Funding
  - Beach Nourishment
  - National Flood Insurance Program
  - Other Topics- See attached Legislative Program
- III. Open Discussion
- IV. Adjournment

Adopted Federal Legislative Program  
Priority Issues

Subject	Position
Beach Nourishment/Water Resources Reform and Development Act (WRRDA) Implementation	Monitor the implementation of WRRDA to ensure continuous authorization for Pinellas County beach nourishment projects.  Support approval of funding for the construction of erosion control structures (such as permanent rock structures) that reduce nourishment frequency requirements on highly erosive beaches.
FY2016 Appropriations	Support appropriations for CDBG, HOME, Continuum of Care Homeless Assistance Grants, CSBG, Corps of Engineers beach funding, COPS and Byrne JAG funding, Emergency Management Performance Grant funding.
Internet Sales Tax- Marketplace Fairness Act	Support the Marketplace Fairness Act which would authorize the states to compel remote sellers to collect sales tax at the time of a transaction.
Low Income Pool	Support continued partnership with the state government to provide funding for healthcare through the Low Income Pool program.
National Flood Insurance Program (NFIP)	Monitor FEMA implementation of H.R. 3370 (The Homeowner Flood Insurance Affordability Act). Support legislative action, policies and programs to ensure that all property owners can receive affordable flood insurance.
Offshore Drilling	Oppose efforts to increase offshore drilling.
Transportation Funding	Support a long term reauthorization of MAP-21 that provides secure funding for County transportation needs.
Waters of the United States (WOTUS)	Monitor the implementation of the WOTUS rule and its impacts on County operations.



# Pinellas County

315 Court Street, 5th Floor  
Assembly Room  
Clearwater, Florida 33756

## Staff Report

---

**File #:** 16-232A, **Version:** 1

**Agenda Date:** 2/16/2016

---

**Subject:**

St. Pete Beach - Community Redevelopment Area discussion.

**Summary:**

Discussion of proposed St. Pete Beach Community Redevelopment Area.

**Staff Member Responsible:**

Gordon Beardslee, Director, Planning

**Partners:**

City of St. Pete Beach



# Doing Things!

**PLANNING DEPARTMENT**

**ST. PETE BEACH**

**COMMUNITY REDEVELOPMENT AREA (CRA) PLAN  
WORKSESSION**





# ST. PETE BEACH CRA OVERVIEW

- FINDINGS OF NECESSITY APPROVED (2005)
  - FOUR CONDITIONS OF BLIGHT
    - DEFECTIVE/INADEQUATE STREET LAYOUT, PARKING FACILITIES, ROADWAYS, BRIDGES, OR PUBLIC TRANSPORTATION FACILITIES
    - FAULTY LOT LAYOUT
    - UNSANITARY/UNSAFE CONDITIONS
    - INADEQUATE/OUTDATED BUILDING PATTERNS
- CRA ESTABLISHED (2006)
  - “DRAFT” PLANS PREPARED OVER THE LAST 10 YEARS
- CRA CONSISTS OF TWO MAJOR PLANNING DISTRICTS
  - DOWNTOWN REDEVELOPMENT DISTRICT
  - GULF BOULEVARD REDEVELOPMENT DISTRICT



# DRAFT PLAN REVIEW

- STAFF LEVEL ENGAGEMENT OVER LAST TWO YEARS
- SEPTEMBER 2015 – “INTERIM” DRAFT CRA PLAN RECEIVED
- DECEMBER 2015 – ST. PETE BEACH COMMUNITY REDEVELOPMENT AGENCY APPROVED FINAL DRAFT PLAN
- CITY REQUESTED PRESENTATION TO BCC



# ST. PETE BEACH CRA OVERVIEW





# ST. PETE BEACH CRA OVERVIEW

- First and only CRA on the barrier islands
- The CRA contains 196 acres and constitutes 14% of the City's total land area (1,408 acres)
- Median Household Income (2014 American Community Survey)
  - City of St. Pete Beach: \$63,071
  - Pinellas County: \$45,574; Lealman: \$30,263; St. Pete: \$45,483
- Median Home Values (2014 American Community Survey)
  - St. Pete Beach: \$330,500
  - Pinellas County: \$146,500; Lealman: \$68,100; St. Pete: \$140,100



# ST. PETE BEACH CRA PLAN OVERVIEW

- IF TYPICAL 95% OF THE INCREMENT IS COLLECTED, TAX INCREMENT REVENUE PROJECTIONS OVER 30 YEARS IS ESTIMATED TO BE:

ST. PETE BEACH	\$26.56 MILLION
PINELLAS COUNTY	<u>\$49.62 MILLION</u>
TOTAL	\$76.18 MILLION

- TOTAL ESTIMATED CAPITAL IMPROVEMENTS
  - \$76.76 MILLION
- PROPOSED PROJECTS CONSISTENT WITH THE USE OF COUNTY TIF INCLUDE:
  - STREETScape IMPROVEMENTS, PUBLIC PARKING, COMMUNITY LIBRARY, NON-CAPITAL PROGRAMS, AND PROFESSIONAL SERVICES



# PROPOSED CAPITAL WORK PROGRAM

## DOWNTOWN REDEVELOPMENT DISTRICT PROJECT HIGHLIGHTS

PROJECT	COST (MILLIONS)
• STREETSCAPE IMPROVEMENTS	\$17.8
• PARKING GARAGE	\$10.0
• BURY/RELOCATE UTILITIES	\$ 4.9
• STORMWATER SYSTEM	\$ 2.0
• COMMUNITY LIBRARY & INFRASTRUCTURE	\$ 5.0
• OTHER	\$ 2.6
• TOTAL	\$42.3

## SPENDING TIMELINE

• SHORT TERM (1-5 YEARS)	\$ 0.5
• MID TERM (6-15 YEARS)	\$10.2
• LONG TERM (16-30 YEARS)	\$31.6
TOTAL	\$42.3

Downtown Development District (Capital Programs)								
Project Type	Cost Estimate per Unit	Unit	Estimated Cost				Existing / Potential Funding Sources	Location
			Short Term (1 - 5 yrs)	Mid Term (6 - 15 yrs)	Long Term (16 - 30 yrs)	Total		
Capital Projects - Transportation & Mobility Improvements								
Waterfront Boardwalk	\$1,000,000 (Lump sum)	1 Boardwalk		\$500,000	\$500,000	\$1,000,000	City & County TIF, LOST, Grants, Private Funding	Connecting Corey Drive along Boca Ciega Dr. and International Highway to Community Center on Boca Ciega Dr.
Pedestrian Bridge	\$470,000 (Lump sum)	1 Pedestrian Bridge		\$470,000		\$470,000	City & County TIF, LOST, Grants, Private Funding	From Corey Avenue to Community Center (Across 75th Avenue)
Downtown Redevelopment District Streetscape Improvements	\$800 per LF	22282 LF	\$300,000	\$3,000,000	\$14,525,600	\$17,825,600	City & County TIF, LOST, Grants, FDOT	Corey Ave. (From Corey Dr. To Sunset Way) 75th Ave. (From CHA Boundary to Sunset Way) 75th Ave. (From Bay St. to Sunset Way) 75th Ave. (From Boca Ciega Dr. to Terminal west of Capella Way) 75th Ave. (From Boca Ciega Dr. to Blind Pass Rd.) Blind Pass Rd. (From 75th Ave. to Gulf Blvd.) Capella Way (From 75th Ave. to Gulf Blvd.) Sunset Way (From 75th Ave. to 75th Ave.) Gulf Bluffs Dr. (From 75th Ave. to 84th Ave.) Gulf Blvd. (From 75th Ave. to 84th Ave.)
Public Parking Garage	\$20,000 per garage parking space	500 garage parking spaces		\$2,000,000	\$8,000,000	\$10,000,000	City & County TIF, Increment, Private Contributions, Public/Private Partnerships, Development Incentives	TBD - Proximate to Downtown Retail Uses
Public Surface Parking Lot Facilities	\$1,000,000 (Lump sum)	TBD	\$200,000	\$250,000	\$550,000	\$1,000,000	City & County TIF, Increment, Private Contributions, Public/Private Partnerships, Development Incentives	TBD - Proximate to Downtown Retail Uses
Capital Projects - Utilities and Infrastructure								
Burying/Relocating Utilities	\$ 1,500.00 per mile	0.61 miles		\$915,057		\$915,057	TIF (City Only)	Gulf Boulevard (From 75th Ave. to 84th Ave.)
Burying/Relocating Utilities	\$ 1,500.00 per mile	0.51 miles			\$765,057	\$765,057	TIF (City Only)	75th Ave. (From CHA Boundary to Sunset Way)
Burying/Relocating Utilities	\$ 1,500.00 per mile	0.32 miles			\$480,114	\$480,114	TIF (City Only)	Gulf Bluffs Dr. (From 75th Ave. to 84th Ave.)
Burying/Relocating Utilities	\$ 1,500.00 per mile	0.51 miles			\$765,057	\$765,057	TIF (City Only)	Blind Pass Road (From 75th Ave. to Gulf Blvd.)
Burying/Relocating Utilities	\$ 1,500.00 per mile	0.42 miles			\$630,114	\$630,114	TIF (City Only)	Boca Ciega Dr. (From 75th Ave. to 75th Ave.)
Burying/Relocating Utilities	\$ 1,500.00 per mile	0.49 miles			\$734,943	\$734,943	TIF (City Only)	75th Ave. (From Bay St. to Sunset Way)
Burying/Relocating Utilities	\$ 1,500.00 per mile	0.33 miles			\$494,886	\$494,886	TIF (City Only)	75th Ave. (From Boca Ciega Dr. to Terminal west of Capella Way)
Burying/Relocating Utilities	\$ 1,500.00 per mile	0.3 miles			\$150,000	\$150,000	TIF (City Only)	75th Ave. (From Boca Ciega Dr. to Blind Pass Rd.)
Stormwater System Improvements	\$2,000,000 (Lump sum)	TBD		\$1,000,000	\$1,000,000	\$2,000,000	City & County TIF, Grants	Throughout the Downtown Planning District
Capital Projects - Wayfinding Signage Improvements								
Wayfinding Signage Improvements	\$5,000.00 per sign	10 signs		\$50,000		\$50,000	City & County TIF, Grants	Comprehensive Street and Wayfinding Signage Program to guide the Downtown Redevelopment District System. Program will include Dr. Park Search, color markings, to reduce and enhance visual quality.
Gateway Features	\$20,000 per gateway	2 gateways		\$40,000		\$40,000	City & County TIF, Grants	Two Downtown Redevelopment District Gateway Features
Capital Projects - Community Library and Infrastructure								
Community Library and Infrastructure	\$5,000,000 (Lump sum)	TBD		\$2,000,000	\$3,000,000	\$5,000,000	FRMAP, LOST, City & County TIF	Community Center on Boca Ciega Dr.
Sub-Total for Downtown Redevelopment District (Capital Projects)			Short Term (1 - 5 yrs)	Mid Term (6 - 15 yrs)	Long Term (16 - 30 yrs)	Total		
			\$500,000	\$10,205,057	\$31,595,771	\$42,300,828		





# PROPOSED CAPITAL WORK PROGRAM

## GULF BLVD. REDEVELOPMENT DISTRICT PROJECT & NON-CAPITAL PROGRAM HIGHLIGHTS

- **STREETSCAPE IMPROVEMENTS** \$ 5.5
- **PUBLIC PARKING (GARAGE & LOTS)** \$11.0
- **BURY/RELOCATE UTILITIES** \$ 2.8
- **STORMWATER SYSTEM** \$ 2.0
- **NON CAPITAL PROGRAMS** \$ 6.8
- **PROFESSIONAL SVCS/ADMIN** \$ 6.3
- **OTHER** \$ 1.1
- TOTAL SPENDING TIMELINE** \$35.4
- **SHORT TERM (1-5 YEARS)** \$ 1.2
- **MID TERM (6-15 YEARS)** \$ 9.6
- **LONG TERM (16-30 YEARS)** \$24.0
- TOTAL** \$35.4

Our Vision: To Be the Standard for Public Service in America

Gulf Boulevard Redevelopment District Estimated Cost							Existing / Potential Funding Sources	Location
Project Type	Cost Estimate per Unit	Unit	Short Term (1 - 5 yrs)	Mid Term (6 - 15 yrs)	Long Term (16 - 30 yrs)	Total		
Capital Projects - Transportation & Mobility Improvements								
On-Off Roadway Redevelopment District Improvements	\$400 per LF	12187 LF		\$1,500,000	\$4,012,200	\$5,512,200	City & County TRF, LCST*, Grants, FDOT	Gulf Blvd. (from 54th Ave. to 57th Ave.) Gulf Winds Dr. (from 54th Ave. to Gulf Blvd.)
Public Parking Garage	\$30,000 per garage parking space	500 garage parking spaces			\$15,000,000	\$15,000,000	City & County TRF, Increment, Private Contributed funds, Public/Private Partnership, Development Incentives	Gulf Boulevard Redevelopment District - Specific locations TBD Potential for Public / Private Shared Parking
Public Surface Parking: Lot Pad Miles	\$1,000,000 (lump sum)	TBD	\$200,000	\$150,000	\$550,000	\$1,890,000	City & County TRF, Increment, Private Contributed funds, Public/Private Partnership, Development Incentives	Gulf Boulevard Redevelopment District - Specific locations TBD Potential for Public / Private Shared Parking
Capital Projects - Utilities and Infrastructure								
Recurring/Recurring Utilities	\$ 1,500.00 per mile	1.83 miles		\$2,445,000		\$2,445,000	TRF (City Only)	Gulf Blvd. (from 54th Ave. to 57th Ave.)
Recurring/Recurring Utilities	\$ 1,500.00 per mile	0.15 miles			\$225,000	\$225,000	TRF (City Only)	54th Ave. (from Sunset Way to Gulf Winds Dr.)
Recurring/Recurring Utilities	\$ 1,500.00 per mile	0.11 miles			\$165,000	\$165,000	TRF (City Only)	Gulf Winds Dr. (from 54th Ave. to Gulf Blvd.)
Stormwater System Improvements	\$2,000,000 (lump sum)	TBD		\$1,000,000	\$1,000,000	\$2,000,000	City & County TRF, Grants	Throughout the Gulf Boulevard Planning District
Capital Projects - Wayfinding/Signage Improvements								
Wayfinding Signage Improvements	\$1,000.00 per sign	8 signs		\$10,000		\$10,000	City & County TRF, Grants	Comprehensive Street Wayfinding/Signage Program for the Gulf Blvd. District. Program will include 8th, 10th, 12th, 14th, 16th, 18th, 20th, 22nd, and 24th streets.
Gateway Features	\$20,000 per gateway	2 gateways		\$40,000		\$40,000	City & County TRF, Grants	Two Gulf Boulevard Redevelopment District Gateway Features
Sub-Total for Gulf Boulevard Redevelopment District (Capital Projects)			Short Term (1 - 5 yrs)	Mid Term (6 - 15 yrs)	Long Term (16 - 30 yrs)	Total		
			\$200,000	\$2,555,000	\$15,810,200	\$18,565,200		
Total Downtown and Gulf Boulevard Capital Projects			\$700,000	\$3,617,000	\$47,548,200	\$51,765,200		

Non-Capital Programs								Existing / Potential Funding Sources	Location
Program Type	Cost Estimate per Unit	Unit	Estimated Cost			Total			
			Short Term (1 - 5 yrs)	Mid Term (6 - 15 yrs)	Long Term (16 - 30 yrs)				
Property Acquisition and Assistance									
Property Acquisition (800 Apartments)	\$1,000,000 (lump sum)	TBD		\$2,000,000	\$1,000,000	\$3,000,000	City & County TRF	Acquiring properties in order to build affordable, and for the purpose of right-of-way and other property acquisition to provide infrastructure improvements.	
Commercial Facility/Business Assistance Programs	\$1,000,000 (lump sum)	TBD		\$500,000	\$500,000	\$1,000,000	City & County TRF	Building business centers with restaurants and/or retail.	
Residential Facade Programs	\$300,000 (lump sum)	TBD		\$100,000	\$200,000	\$300,000	TRF (City Only)	Assisting businesses with property improvements.	
Affordable Multi-Family Housing Programs	\$500,000 (lump sum)	TBD			\$500,000	\$500,000	City & County TRF	Providing affordable multi-family housing development programs.	
Sub-Total Property Acquisition and Assistance			\$0	\$2,600,000	\$1,700,000	\$4,300,000			
Professional Services and Administration									
Planning/Engineering/ Surveying Studies and Other Professional Services	\$1,000,000 (lump sum)	TBD	\$100,000	\$500,000	\$400,000	\$1,000,000	City & County TRF	Engaging external consulting companies to study specific needs for particular projects relating to the design or implementation of capital projects, parking studies, operations, technical assistance programs, event management and planning, and general management services.	
Community Policing	\$1,000,000 (lump sum)	TBD		\$500,000	\$1,000,000	\$1,500,000	TRF (City Only)	Supporting community police/patrols to reduce crime, including, but not limited to, community meetings, neighborhood watch, crime prevention programs, and general management services.	
City Administration	\$3,250,000 (lump sum)	TBD	\$100,000	\$500,000	\$2,650,000	\$3,250,000	TRF (City Only)	Paying for administrative and general management services or included in the implementation of the Plan.	
Community Boarding	\$500,000 (lump sum)	TBD	\$50,000	\$250,000	\$200,000	\$500,000	TRF (City Only)	Developing and maintaining a new community boarding concept to make improvements a series of projects rather than one-time projects only.	
Sub-Total Professional Services and Administration			\$250,000	\$1,250,000	\$2,850,000	\$4,350,000			
Total Non-Capital Programs			\$250,000	\$4,350,000	\$2,450,000	\$7,050,000			

<b>Grand Total - Downtown Redevelopment &amp; Gulf Boulevard Redevelopment District: Capital and Non-Capital Programs</b>			<b>\$200,000</b>	<b>\$2,805,000</b>	<b>\$18,560,200</b>	<b>\$21,565,200</b>			
<b>Tax Incremental Revenue Projections</b>			<b>\$734,870</b>	<b>\$12,404,406</b>	<b>\$42,724,889</b>	<b>\$55,864,165</b>			
<b>Projected Funding Deficit</b>			<b>\$718,183,507 (Tax Incremental Revenue Projections) - \$56,755,971 (Total Capital and Non-Capital Costs)</b>			<b>\$161,427,536</b>			



# PINELLAS COUNTY STRATEGIC PLAN INITIATIVES FOR CONSIDERATION

## Foster Continual Economic Growth and Vitality

- 4.1 Proactively attract and retain businesses with targeted jobs to the county and the region
- 4.2 Invest in communities that need the most
- 4.3 Catalyze redevelopment through planning and regulatory programs
- 4.4 Invest in infrastructure to meet current and future needs
- 4.5 Provide safe and effective transportation systems to support the efficient flow of motorists, commerce, and regional connectivity
- 4.6 Support a vibrant community with recreation, arts, and culture to attract residents and visitors

# STAFF OBSERVATIONS

- CITY MEDIAN HOUSEHOLD INCOME - \$63,071
- CITY MEDIAN HOME VALUE - \$330,500
- \$23.3 MILLION FOR STREETSCAPING; \$21 MILLION FOR PARKING
- TWO PARKING GARAGES (\$20 MILLION TOTAL) – NO PARKING STUDY



# STAFF OBSERVATIONS

- NO “PEOPLE BASED” STRATEGIES (I.E. SOUTH ST. PETERSBURG CRA)
- NO TIF ON BARRIER ISLANDS – PRECEDENT
- DISPARITY OF TIF CONTRIBUTIONS: COUNTY CONTRIBUTION NEARLY DOUBLE CITY’S
- NO COMMITMENT OVER THE LAST 10 YEARS TO HELP FUND CRA PLAN WITH COUNTY TIF \$






# BCC DIRECTION/OPTIONS

- SUPPORT FOR THE FINAL DRAFT CRA PLAN?
    - PARKING GARAGES?
    - STREETSCAPING?
  - COUNTY'S TAX INCREMENT COMMITMENT?
    - 95% (per STATUTE) = \$49.62 MILLION
    - LESS THAN 95% (BY INTERLOCAL AGREEMENT)
      - 85% = \$44.4 MILLION
      - 50% = \$26.1 MILLION
    - 0% (BY INTERLOCAL AGREEMENT)
- [ SPB INCREMENT @ 95% =  
\$26.56 MILLION ]



## NEXT STEPS (ASSUMING NO REQUIRED PLAN CHANGES)

- **MARCH 2016:** CITY APPROVES CRA PLAN
- **APRIL 12, 2016:** BCC AUTHORIZES PUBLIC HEARING ON CRA PLAN
- **APRIL 26, 2016:** BCC APPROVES CRA PLAN; DELEGATES AUTHORITY TO CREATE A REDEVELOPMENT TRUST FUND
- **MAY 2016:** CITY CREATES REDEVELOPMENT TRUST FUND (1<sup>ST</sup> & 2<sup>ND</sup> READING)
- **JUNE 2016:** BCC APPROVES REDEVELOPMENT TRUST FUND



# Pinellas County

315 Court Street, 5th Floor  
Assembly Room  
Clearwater, Florida 33756

## Staff Report

---

**File #:** 16-233A, **Version:** 1

**Agenda Date:** 2/16/2016

---

**Subject:**

Spring Training - Baseball.

**Summary:**

Spring Training - Baseball.

**Staff Member Responsible:**

Tim Ramsberger, Convention and Visitors Bureau.

**Partners:**

N/A



# Doing Things!

**Florida Spring Training Baseball  
Value to Community**

**February 16, 2016**





# Today's Presenters

- David Downing, Visit St. Pete/Clearwater
- Tim Ramsberger, Visit St. Pete/Clearwater
- Kevin Smith, Visit St. Pete/Clearwater
- Walter Klaeges, Research Data Services
- John Webb, Florida Sports Foundation

## Invited Speakers

- City of Clearwater
  - Honorable Mayor George N. Cretekos
  - Bill Horne, City Manager
- City of Dunedin
  - Honorable Mayor Julie Ward Bujalski
  - Doug Hutchens, Interim City Manager

# Florida Team Locator

- 15 teams in Florida
- 15 teams in Arizona
- Cardinals & Marlins share 1 facility
- Astros & Nationals relocating to Palm Beach County in 2017 (shared facility)



Source: [FloridaGrapefruitLeague.com](http://FloridaGrapefruitLeague.com)

Our Vision: **To Be the Standard for Public Service in America**



# Florida Spring Training Baseball

## Economic Impact Summary:

- Teams are reporting approximately 30K room nights (avg.) for Spring Training
- The economic impact being reported is approximately \$25-40 million

## 2014 and 2015 Rays Spring Training Baseball

- 2014: \$20,978,500
- 2015: \$17,184,000 est.

## 2006 Economic Impact of Baseball in Palm Beach County

- Total projected economic impact: \$52,986,321
- Out of county attendees impact: \$13,473,365

## 2009 Major League Baseball Florida Spring Training Economic Impact Study

- Estimated to be \$284.2 million, supporting or creating a total of 9,205 part-time and full-time jobs.

*Sources: Florida Sports Foundation, Research Data Services, Inc., Profile Marking Research, The Bonn Marketing Research Group, Inc.*






Analysis Segment	Expenditures/Economic Impacts					Attendee Data			
	Total Spending (Economic Impact) (in millions)	% of Total Spend	Total Labor Income (in millions)	Total Part/ Full Time Jobs Supported or Created	Per Party/Per Day Spending	Party Size	Average Length of Stay (Nights)	Attendance Numbers	% of Total Attendance
MLB Teams	\$39.21	5.2%	\$14.5	431	N/A	N/A	N/A	N/A	N/A
Stadium	\$14.9	2.0%	\$6.1	149	N/A	N/A	N/A	N/A	N/A
Concessionaire	\$14.7	2.0%	\$6.0	212	N/A	N/A	N/A	N/A	N/A
Out of State Attendees (Spring Training Primary Trip Purpose)	\$571.7	76.0%	\$214.9	7,007	\$371.28	3.0	7.53	361,032	23.1%
Out of State Attendees ("Other" Primary Trip Purpose)	\$85.2	2.1%	\$32.5	1,070	\$395.43	3.08	9.66	389,555	24.9%
Florida, Non-County Attendees (Spring Training Primary Trip Purpose)	\$15.5	11.3%	\$5.9	200	\$171.73	2.81	0.39	378,249	24.2%
Florida, Non-County Attendees ("Other" Primary Trip Purpose)	\$10.9	1.5%	\$4.1	136	\$314.00	2.68	3.36	55,523	3.6%
Florida In-County Attendees (Residents)	N/A	N/A	N/A	N/A			N/A	377,514	24.2%
<b>Total</b>	<b>\$752.3</b>	<b>100.0%</b>	<b>\$284.2</b>	<b>9,205</b>	<b>--</b>	<b>--</b>	<b>--</b>	<b>1,561,873</b>	<b>100.0%</b>

Note: Attendees for whom Spring Training was **NOT** the primary purpose of their stay were assigned the equivalent of one night spending in the destination.





# Florida Spring Training Stadium Leases Summary

Team	Stadium, Location	Park open (renovations)	Years at site	Lease began	Expires	Years left	Owner
Atlanta Braves	Champion Stadium, Orlando	1998	18	1998	2017	1	Walt Disney Co.
Baltimore Orioles	Ed Smith Stadium, Sarasota	1989 (2011)	6	7/2009	2039	23	Sarasota County
Boston Red Sox	JetBlue Park, Fort Myers	2012	4	3/2012	2042	36	Lee County
Detroit Tigers	Joker Merchant Stadium, Lakeland	1966	50	1/2001	2016	0	City of Lakeland
Houston Astros	Osceola County Stadium, Kissimmee	1984 (2003)	31	2001	2016	0	Osceola County
Miami Marlins	Roger Dean Stadium, Jupiter	1998	13	6.2005	2027	11	Palm Beach County
Minnesota Twins	Hammond Stadium, Fort Myers	1991	25	8/2004	2045	39	Lee County
New York Mets	Tradition Field, Port St. Lucie	1988 (2004)	27	8/2003	2023	7	St. Lucie County
New York Yankees	Steinbrenner Field, Tampa	1996	20	1997	2027	11	Hillsborough County
Philadelphia Phillies	Bright House Field, Clearwater	2004	12	2004	2023	7	City of Clearwater
Pittsburgh Pirates	McKechnie Field, Bradenton	1923 (2013)	47	1/2007	2037	21	City of Bradenton
St. Louis Cardinals	Roger Dean Stadium, Jupiter	1998	18	2/1998	2027	11	Palm Beach County
Tampa Bay Rays	Charlotte Sports Park, Port Charlotte	1987 (2009)	7	2009	2028	12	Charlotte County
Toronto Blue Jays	Florida Auto Exchange Stadium, Dunedin	1990 (2002)	39	2003	2017	1	City of Dunedin
Washington Nationals	Space Coast Stadium, Viera	1994	13	1994	2017	1	Brevard County

1. New contract extensions expires in 2041
2. New contract relocate to Palm Beach County in 2017, expires in 2047

# What a team means to a community?

## City of Clearwater



Bright House Stadium, Clearwater - Phillies

# What a team means to a community?

## City of Dunedin



Florida Auto Exchange Stadium, Dunedin – Blue Jays



# State Investment

- The State of Florida can provide up to \$20 million in matching funds.
- Funds cannot be used for interest or debt cost.
- Stadiums built on private land are not eligible for state funding.
- Currently 2 funding spots available with 3 teams in contention: Blue Jays, Braves, and Yankees. Expected that one team will miss out and not have funding for up to 8-10 years.

*Source: Florida Sports Foundation*



# Questions?

Thank You!

Pinellas County BCC Workshop Session  
On Baseball Spring Training  
February 16, 2016

AGENDA

"What Is the Value to the Community?"

1. Introduction
2. Spring Training Baseball – Overview & History
  - a. Florida
  - b. Pinellas County
3. Economic Impact
  - a. Statewide
  - b. Local
4. "What does the team mean to the Community?"
  - a. City of Clearwater – Phillies
  - b. City of Dunedin – Blue Jays
5. State Investment Opportunities
6. Questions & Other Discussions
7. Adjourn



# Florida Spring Training Teams/Funding Information

Team Name	Location	State Funding	County Funding	City Funding	Team Funding	Other/Comments	New/Remodeled
Atlanta Braves	Kissimmee/Wide World of Sports Complex	0	0	0	0	\$26 million (Disney) in 1998	
Baltimore Orioles	Sarasota	\$15 million	\$21 million	Land	Seats	Lease Expires 2017 \$36 million in 2009	New
Boston Red Sox	Lee County	0	\$91 million	0	0	30 Years \$91 including land in 2011	Remodeled
Detroit Tigers	Lakeland	\$20 million	\$25 million	Land	0	30 Years \$45 million in 2016	New
Houston Astros and Washington Nationals split facilities	Palm Beach County-TBD	Up to \$50 million	\$108 million	N/A	TBD	30 Years 2016	Remodeled
Miami Marlins/St. Louis Cardinals	Jupiter	\$15 million	\$10 million	\$10 million	0	30 Years \$35 million in 1998	Will be new
Minnesota Twins	Lee County	\$15 million	\$28 million	0	0	25 Years \$43 million in 2006	New
New York Mets	Port St. Lucie County	\$7.5 million	\$9.5 million	0	0	25 Years \$16 million renovation in 2006	Remodeled
						25 Years 100 yr. land lease; G. Steinbrenner paid \$30 million in 1996; now looking at renovations and half funding	Remodeled
New York Yankees	Tampa	0	0	0	\$30 million		
Philadelphia Phillies	Clearwater	\$8.5 million	\$8.5 million	\$6 million	\$12 million	Lease Expires 2026 \$35 million in 2002	New
Pittsburgh Pirates	Bradenton	\$15 million	\$26 million	0	\$7 million	25 Years \$41 million in 2005	New
Tampa Bay Rays	Charlotte County	\$15 million	\$25 million	0	0	30 Years \$40 million in 2005	Remodeled
Toronto Blue Jays	Dunedin	\$6 million	\$3 million	\$3 million	\$2 million	30 Years \$14 million in 2002	Remodeled
			Sat 1/1/16 2016			15 Years Funding through 2020	Remodeled