

Pinellas County Emergency Management

Sally Bishop, Director



**SEMPER PARAMUS
UT SERVEMUS**

ALWAYS PREPARING IN ORDER TO PROTECT

Purpose
TO PROVIDE STRUCTURE AND DIRECTION TO THE COUNTY AND ITS CITIZENS TO ENSURE THEY ARE BETTER PREPARED TO REDUCE THE IMPACT OF ANY DISASTER.

Mission
TO PROVIDE GUIDANCE TO ALL CITIZENS AND VISITORS SO THEY BECOME MORE SELF-RELIANT, PRESERVING LIVES, PROPERTY AND COMMUNITIES FROM ALL HAZARDS.

Vision
TO BE A LEADER IN EMERGENCY MANAGEMENT, PROVIDING INNOVATIVE AND COST EFFECTIVE PROGRAMS THAT WILL BETTER PREPARE OUR COMMUNITY TO RESPOND TO AND RECOVER FROM NATURAL OR MAN-MADE DISASTERS.

Thunderstorms



Pandemic



Fire



Oil Spill



HAZMAT



**ALL
HAZARD
PLANNING
Hurricane**



Tornado



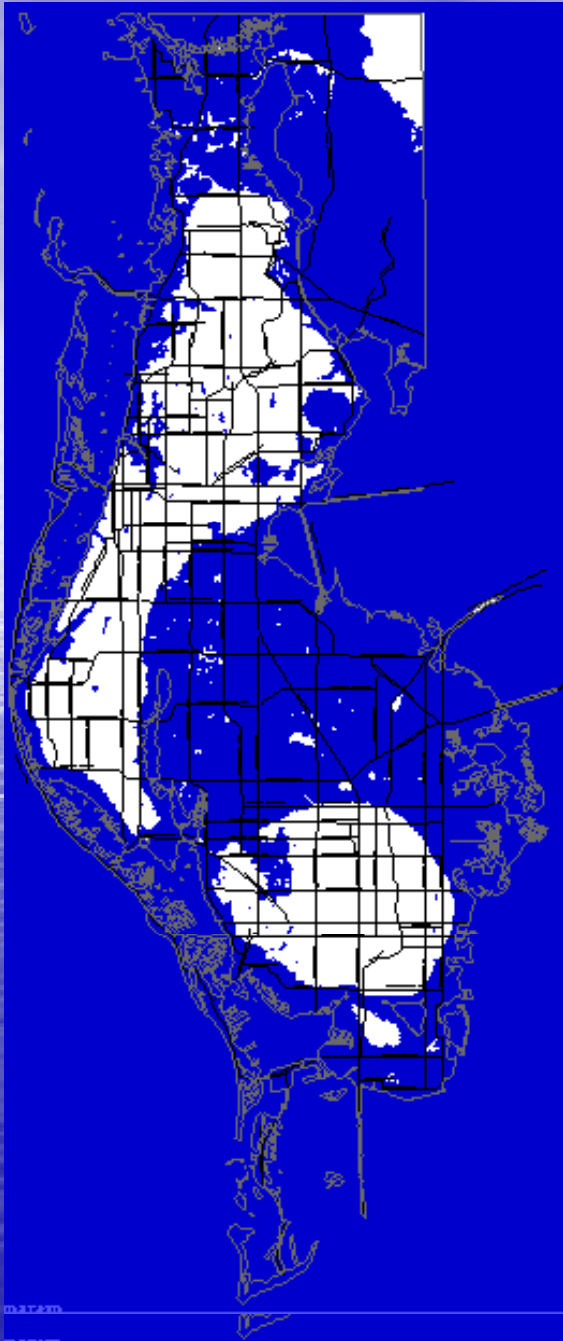
Bio-Terrorism



Flood



Hurricane Storm Surge Vulnerability



- **Evacuation Level A: 4' to 8' Surge**
Evacuation Population: 156,225
- **Evacuation Level B: 8' to 14' Surge**
Evacuation Population: 292,719
- **Evacuation Level C: 14' to 19' Surge**
Evacuation Population: 425,235
- **Evacuation Level D: 19' to 26' Surge**
Evacuation Population: 528,074
- **Evacuation Level E: 26' to 29' Surge**
Evacuation Population: 581,588

Storm Surge Effected Persons/Facilities in Pinellas County

Hurricane Evac Zone Columns - Numbers are Cumulative							Co. Total
	A	B	C	D	E	Non-Evac	Total
Population	156,225	292,719	425,235	528,074	584,588	363,514	948,102
Housing							
Permanent Occupied Units	86,767	150,215	210,374	250,483	278,679	189,316	467,995
Mobile Home Units	44,466	44,466	44,466	44,466	44,466	0	44,466
Hotel/Motel Units	8,781	11,723	13,623	14,649	14,745	5,852	20,597
Healthcare Facilities							
Hospitals	1	0	3	5	6	12	18
ER Beds	18	35	35	82	82	257	339
Total Beds	300	1,204	1,204	1,623	1,623	2,872	4,495
Skilled Nursing Facilities	4	11	23	29	36	36	72
Resident Beds	1,127	2,122	3,384	4,407	5,260	2,910	8,170
Assisted Living Facilities	4	20	50	70	87	130	217
Resident Beds	470	944	2,393	3,297	3,804	4,232	8,036
Ambulatory Surgical Centers	0	2	6	7	9	16	25
Beds	0	21	78	95	109	319	428
Adult Day Care Centers	0	1	1	1	2	5	7
Clients	0	35	0	0	59	181	240
Residential Treatment Facilities	0	1	3	3	4	6	10
Resident Beds	0	8	34	34	47	94	141
Facilities for DD	0	1	2	2	4	2	6
Resident Beds	0	24	30	30	94	12	106
Dialysis Centers	0	1	2	4	4	12	16
Stations	0	12	32	70	70	225	295


Storm Surge Effected Persons/Facilities in Pinellas County

	Hurricane Evac Zone Columns - Numbers are Cumulative						Co. Total
	A	B	C	D	E	Non-Evac	Total
Government Facilities							
Municipal Police Stations	6	6	9	11	12	5	17
Correction Facilities	0	1	1	1	1	0	1
SO Facilities	0	0	2	2	2	2	4
Fire Stations	12	22	29	36	39	24	63
Municipal EOCs	12	15	25	34	38	35	73
Risk Shelters	0	1	3	8	12	19	31
PC Radio Systems	2	4	4	4	5	5	10
Educations Facilities							
County Schools	5	17	37	58	72	60	132
Private Schools	6	9	17	25	29	44	73
Colleges/Universities	3	6	7	8	12	8	20
Utilities							
Telephone Facilities (Switching	7	14	20	22	23	17	40
Power Facilities	1	5	6	7	7	5	12
Water Treatment Plants	0	0	0	0	1	0	1
Waste Disposal Facilities							
Waste Water Treatment Facilities	0	1	1	2	2	0	2
Critical Pumping Stations	3	6	9	10	11	4	15
Critical Lift Stations	5	5	5	6	6	0	6

Why We Plan & Prepare

- We are a peninsula on a peninsula, connected by bridges for nearly all ingress and egress, and most densely populated County in State
- Tampa Bay is recognized as one of the top hurricane vulnerable urban areas in the country
- **WE HAVE NEVER EXPERIENCED EVEN A TRUE CATEGORY 1 HURRICANE – unless you were here in 1921**
- 62% of our Population lives in an Evacuation Zone
- 60% of the homes in the County are in an Evacuation Zone – that's 278,000+ homes vulnerable to Storm Surge
- Roughly 1/2 of the Power Stations, Phone Switching Stations and Water Treatment Plants & Pumping Stations are in surge vulnerable areas
- All but one Waste Water Treatment Plant is vulnerable to storm surge
- 41% of our medical facilities are vulnerable to storm surge

Pinellas County Coastal Area



Mississippi Coastal Area after Katrina Storm Surge



SEP 10 2005

I-10 Bridge Post Katrina



Mississippi – Katrina Storm Surge



Community Based Partners

- **24 Cities and 4 Special Fire Districts Staff:**
 - EM Coords/Fire
 - Public Works
 - Public Information
 - Special Needs Coords
 - Law Enforcement
 - Planning/Mitigation
- **36 County Departments & other Appointing Authorities**
- **7+ State Agencies**
- **4 Federal agencies/departments**
- **6 Regional groups/entities**
- **350 Health care agencies**
- **100+ Material Generation/Storage facilities**
- **19 Community based agencies/organizations/business sectors**

Planning with Multiple Focuses

Planning for PC Government Operations

- PC Departments - Emergency Plans
- PC Departments - Emergency Facilities
- Employee surveys and Phase Designations
- Hardening Pinellas County government buildings (Via Grants or County Funds)
- Employee support programs before and after a hurricane
- Hurricane Evacuation Decision Making Process
- Emergency Notification
- Debris clearance route coordination with municipalities

Planning for Citizens Safety & Preparedness

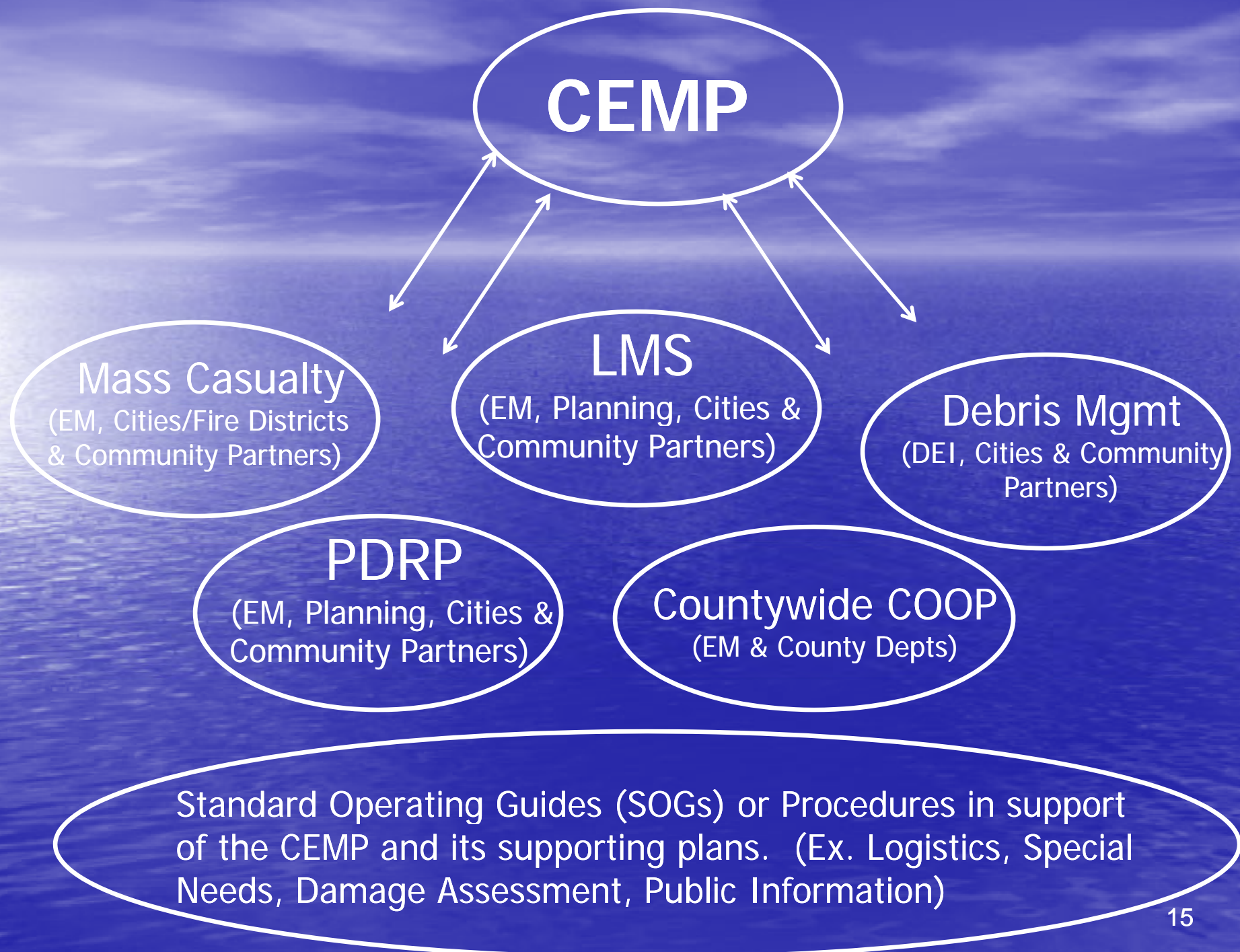
- CIC – Citizens Information Center
- Evacuation Transportation
- Special Needs Planning
- Public Education and outreach
- Shelters (Regular, Special Needs, Pet Friendly)
- Evacuation Lookup online & via telephone
- Grants to enhance EM programs
- Reverse 911 Capability
- Website content
- CNS - Citizens Notification System
- Disaster Recovery Centers
- Host Home Program
- Volunteer Utilization
- Disaster Housing

Types of Plans & Planning Efforts

- **CEMP – Comprehensive Emergency Management Plan**
- **Countywide COOP– Continuity Of Ops Plans for disaster with countywide impacts**
- **EOC – Emergency Operations Center Readiness, Training**
- **Health Care Facilities - Emergency Plan Reviews – 350+ facilities**
- **Post Disaster Redevelopment Plan - PDRP**
- **EPCRA – Inspection of approx. 100 Hazardous Material Generation &/Or Storage facilities annually**

Types of Plans & Planning Efforts

- **LMS – Local Mitigation Strategy & Grants for Mitigation Work**
- **MMRS – Metropolitan Medical Response System**
- **Logistics Plans – Points of Distribution (PODs) and County Staging Area**
- **Regional - Coordination with Urban Area Security Initiative (UASI) & Regional Domestic Security Task Force (RDSTF) for regional plans and funding**
- **Business & Industry - Planning & Coordination for and with Business and Industry**
- **Public Education & Outreach - with all Partners**



"There are no secrets to success. It is the result of preparation, hard work, learning from failure."

Colin Powell

- We have never experienced a large recovery event so we value the opportunity to learn from others experiences. Some of the lessons are:
 - ✓ Confirmation that our plans are good
 - ✓ Reminders that plans are essential but are dependant on the people and partnerships involved
 - ✓ Trends are no longer trends and what we're planning for is on track with what is needed (social media usage)
 - ✓ Perspective and insight from an event never seen
- And we use the lessons to share the possibilities of 'what could happen here' with the rest of our community in order to improve preparedness.



Questions?