



SPONSORED BY PINELLAS COUNTY UTILITIES

HydroBlast




Saving water is a blast!

Coloring Book

*Illustrated by
Pinellas County Students*



HydroBlast Coloring Book



Hi!

I'm HydroBlaster.

Are you ready to
blast off with me?
We'll have fun
while learning
how to save water!




Guess what?
Boys and girls just like you
drew all the great pictures
in this book! You can draw
your own on page 17.

Inside this book...

Color the
pictures
with
crayons,
colored
pencils,
or markers.




Search for the
**HIDDEN
WATER DROP**
on every
page.
Can you
find all 17?



Pick your
favorite
picture,
and **draw**
a **prize
ribbon** on
the page.



Look for
my rocket
to find **fun
activities and
questions**
to do.




Find out how
to get a
**SPECIAL
GIFT** mailed
to you (see
page 18).






Do butterflies and flowers need water to live? Do you?
Color the flowers: Red = 5 petals Yellow = 6 petals Orange = 7 petals

KEEP THE EARTH BEAUTIFUL




Save water



Do you have
a piggy bank?
Draw some coins
and dollars next
to the pig.


Saving water saves money!



How long are your showers? Write the number in the bubble, then read the upside-down message below.

I shower for

minutes.



Join the Water Conservation Club!




Turn off the water while you scrub.

If your showers are longer than 5 minutes, you are wasting water!





Conserving Water



Makes



What does *conserving* mean?
Count the fish.




Everybody Happy


Conserving means saving or protecting. Learn 10 ways to conserve (save) water on page 19. There are 15 fish.

Don't Water Plants Every day! Conserve!


Monday




Tuesday





wednesday




Thursday




Watering too much can hurt your lawn. Color the dragon purple and the grass green.


Turn off the water when you're  Brushing
your Teeth!! 



Do you save water by turning the faucet off while you brush your teeth? Draw the boy's arm and hand holding his toothbrush.




Be A Dear and Conserve our water



Without water,
there would be
no life on earth!
Can you think of
two ways that
deer use water?
What do you use
water for?

Deer use water to drink or swim. People use water to drink, swim, bathe, clean, brush teeth, grow plants, cook, fight fires, and much more!




Why is it better to wash your car on the lawn instead of the driveway? Draw a boy helping to wash the car.



WASH YOUR CAR
ON THE GRASS!

If you wash your car on the lawn, you are watering the grass at the same time!




Be a "Leak Detective," and tell your family if you see a faucet dripping. Circle every word beginning with **D**.

CONSERVE WATER



She could use a nozzle on her hose so that she could turn the water off and on.




Rock n' save
with...

Water
Presley

I'm all
saved up!

Wp


Does this water drop guy
look like Elvis Presley?
Color the audience behind
him in all different colors.




Count the water drops on the flag. Is this the number of stars on an American flag?

I PLEDGE
ALLEGIANCE
TO MY COUNTRY
TO LIVE BY THE
PRINCIPLES
OF THE CONSTITUTION
TO SUPPORT AND DEFEND
THE CONSTITUTION
AND THE LAWS
OF THE UNITED STATES
WHICH I PLEDGE MYSELF TO OBEY

50 water drops. Yes, this is the number of stars on an American flag.



Circle the running water you see in this picture.
How can you save water in the bathroom?




Turn the water off when you are brushing your teeth or washing your face. Be sure the water is off when you leave the bathroom. Take shorter showers or shallower baths. Tell your family if you see a leak or drip.

TURN OFF THE SPRINKLERS IN THE RAIN!




Running sprinklers in the rain is a huge waste of water!
Draw a picture of you & your family with umbrellas in front of the house.



Design Your Own!

This page is for YOU! Create your own drawing about saving water.

SPECIAL GIFT!



*I have a
special gift
for you!*

- ✓ Create a drawing about saving water (on the flip side).
- ✓ Complete the information below, and mail.

Name: _____

Address: _____

Age: _____

Where did you pick up this coloring book? _____

FOLD #1 HERE.


PLACE
STAMP
HERE

HYDROBLASTER SPECIAL GIFT
PINELLAS COUNTY UTILITIES
CONSERVATION RESOURCES DEPT
14 S. FT. HARRISON AVE
CLEARWATER, FL 33756

FOLD #2 HERE. TAPE OR STAPLE, AND MAIL.

Mail back today for a

**SPECIAL
GIFT!**



10 Water Saving Tips

Saving water is a blast!

**Share these ideas
with your family!**

- 1 Take shorter showers (5 minutes or less) or shallower baths.
- 2 Turn the water off when you are brushing your teeth or washing your face.
- 3 Don't flush bugs, trash, or chemicals down the toilet.
- 4 Use a hose with a shut-off nozzle to wash vehicles and pets.
- 5 Fix leaks and drips, especially in the kitchen or the bathroom.
- 6 Install water-saving shower heads, faucets, and toilets.
- 7 Use a broom to clean sidewalks or driveways rather than a hose.
- 8 Wash full (not half-empty) loads in the dishwasher and washing machine.
- 9 Water your lawn with well-aimed sprinklers, and use reclaimed water if it's available.
- 10 Encourage your friends and family to use water wisely!



HydroBlast Coloring Book

BOYS & GIRLS:

- Join **HydroBlaster**, and have a blast learning about how you can save water!



- You'll love **coloring all the great pictures** drawn by students just like you.



- Search for the **hidden water drop** on every page.
- Look for the rocket to find **fun activities and questions**.
- Create your own drawing on page 17, and we'll mail you a **special gift!**



PARENTS & TEACHERS:

This is a special coloring book because Pinellas County students created the drawings!

Our staff at Pinellas County Utilities asked students to design a t-shirt with a water conservation theme. Their drawings were so creative that we decided to turn them into a coloring book.

Using this book, your children will have fun while learning to save water.



This book is recommended for grades K-2. The activities are keyed to the Florida Sunshine State Standards for language arts, math, and science:

- LA.K-2.2.2.1: *Locates specific information in text.*
- LA.2.2.2.2: *Uses information to answer a question.*
- LA.K-2.3.2.1: *Writes or draws about a familiar experience, topic or text.*
- LA.K-2.3.5.1: *Produces, illustrates, and shares a finished piece of writing.*
- LA.K.4.2.1: *Creates a variety of informational forms through drawing.*
- MA.K.A.1.2; MA.1.A.1.4: *Uses counting strategies.*
- SC.K.N.1.4: *Observes and creates a visual representation of an object.*
- SC.1.E.6.1: *Recognizes that water is found on Earth's surface.*
- SC.1.E.6.2: *Describes the need for water.*
- SC.1-2.L.17.1: *Recognizes the basic necessity of water.*



Pinellas County Utilities Conservation Resources Dept.
14 S. Ft. Harrison Ave., Clearwater, FL 33756
(727) 464-3896 • www.pinellascounty.org/utilities